


15.6" 21.5" 23.8" 32" DIGITAL SIGNAGE



Android Tablet
Model: WF3285T
User Manual


Important Notices

Copyright Information
All intellectual property rights in this publication are owned by and protected by applicable copyright laws and international treaty provisions. retains all rights not expressly granted. No part of this publication may be reproduced in any form whatsoever or used to make any derivative work without prior written approval by . Reserves the right to revise this publication, and/or make improvements or changes in the product(s) and/or the program(s) described in this documentation at any time without prior notice. The information in this document is provided in good faith, but without any representation or warranty whatsoever, whether it is accurate, or complete or otherwise, and on express understanding that shall have no liability whatsoever to other parties in any way arising from or relating to the information or its use. All other trademarks are the property of their respective owners. Other company and brand products and service names are trademarks or registered trademarks of their respective holders. This device complies with CE and FCC regulations.

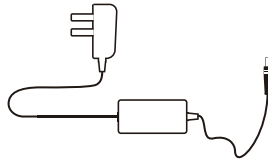
1) Do not push objects into holes and ventilation slots.
Do not expose this product to moisture or place any objects filled with liquids on or near the product.
Do not place a naked flame source, such as lighted candles, on or near this product.
Do not store or operate the device in environments where the temperature is above 50 degrees Celsius or below -10 degrees Celsius.
Do not intentionally hit the device or place heavy or sharp objects on the device.
Only use accessories specified by the manufacturer.
Keep the device away from benzene, diluents, and other chemicals.
Do not attempt to repair this product yourself. Always use a qualified service agent to perform adjustments or repairs.

Package Contents

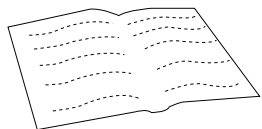
Please make sure all of the following are present when you unpack your Digital Signage



Digital Signage



Power adapter



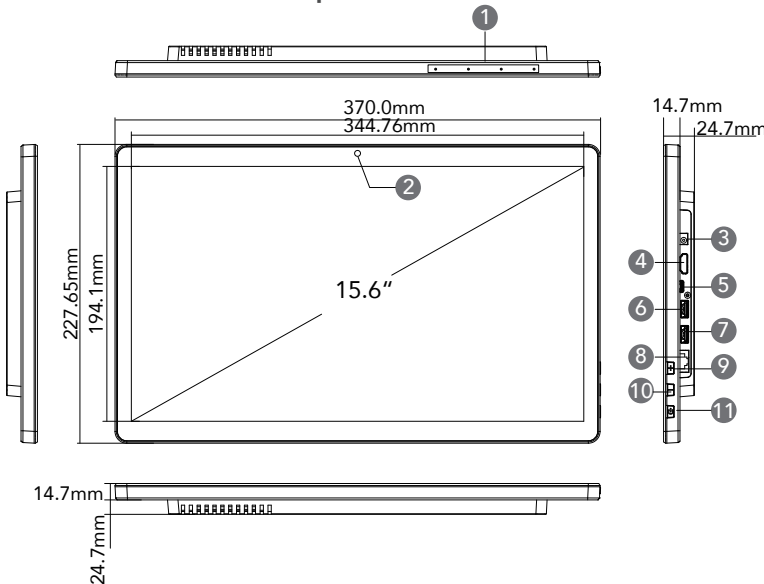
User manual

Product Specifications

Specifications vary by model configuration.

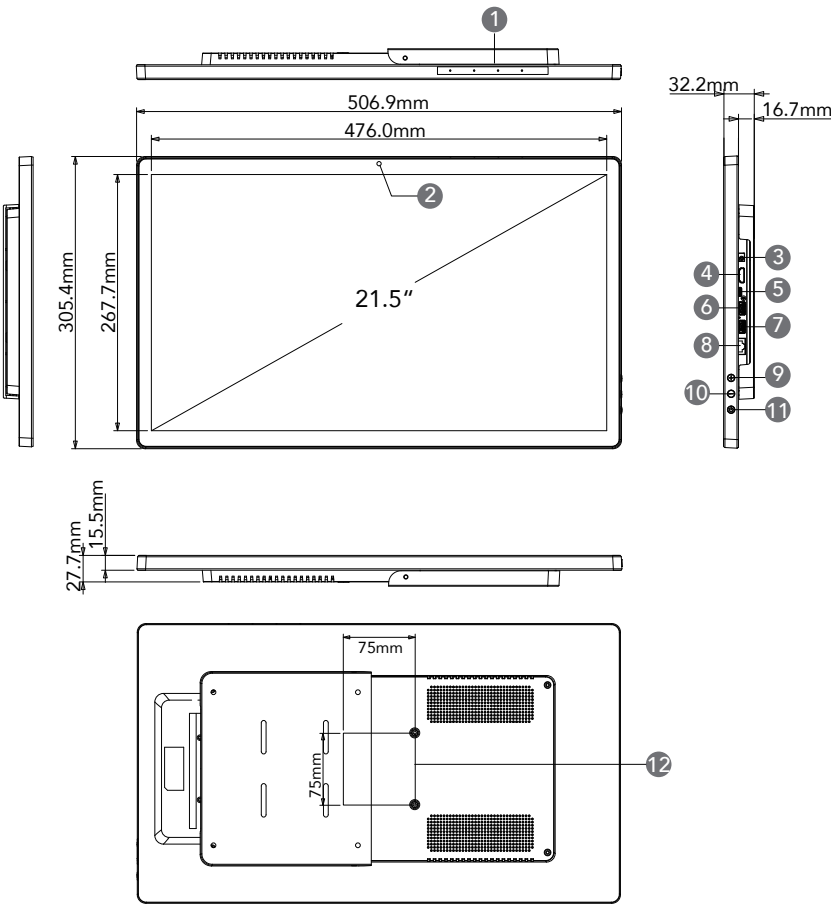
System	CPU	RK3588S2 Quad core cortex A55+Quad core cortex A76
	RAM	4GB
	Internal memory	32GB
	Operation system	Android
Display	Panel Size	15.6" 21.5" 23.8" 32" LCD
	Resolution	1920*1080 / 3840*2160(4K)
	Model Type	Capacitive touch screen
	Number of points	10-Point
	Interface for touch	HID-USB
	Aspect Ratio	16: 9
Interface	Wi-Fi	IEEE 802.11b/g/n/a/ac/ax (wifi 6) BT 5.3
	Type-c	Full Function (Except for charging function)
	USB	USB Host*2
	HDMI IN	Support 800*600,1024*768,1280*720,1280*800,1280*1024,1366*768,1600*900,1920*1080,3840*2160,etc
Other	VESA	75x75mm (15.6" 21.5") / 100x100mm (23.8" 32")
	Button	Power/Vol+/Vol-
	G-sensor	Support
	Speaker	4Ω*5W*2
	Microphone	Built in dual Microphone , Support noise reduction and echo cancellation
	Storage Temperature	-20℃---60℃
	Working Temperature	0℃---40℃ 20~80%RH

15.6" Exterior Components



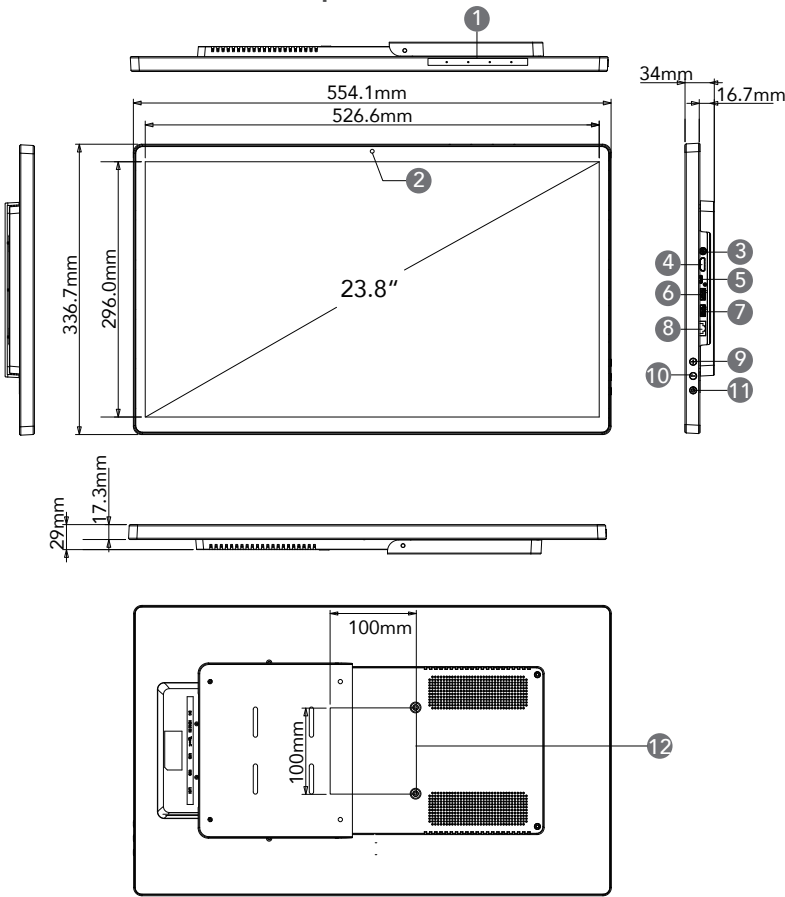
No	Function	No	Function
1	Microprobe hole	7	USB host
2	Camera	8	Ethernet Port
3	DC in power supply port	9	Volume +
4	HDMI IN	10	Volume -
5	Type-c	11	Power key
6	USB host	12	VESA 75x75mm

21.5" Exterior Components



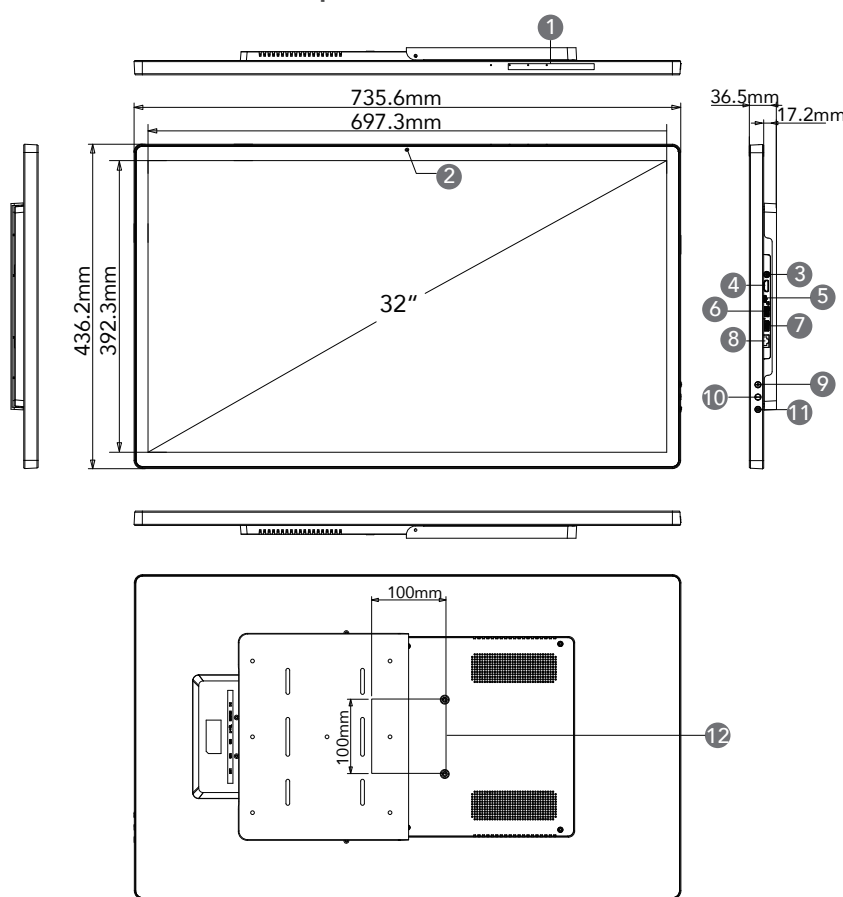
No	Function	No	Function
1	Microprobe hole	7	USB host
2	Camera	8	Ethernet Port
3	DC in power supply port	9	Volume +
4	HDMI IN	10	Volume -
5	Type-c	11	Power key
6	USB host	12	VESA 75x75mm

23.8" Exterior Components



No	Function	No	Function
1	Microprobe hole	7	USB host
2	Camera	8	Ethernet Port
3	DC in power supply port	9	Volume +
4	HDMI IN	10	Volume -
5	Type-c	11	Power key
6	USB host	12	VESA 100x100mm

32" Exterior Components



No	Function	No	Function
1	Microprobe hole	7	USB host
2	Camera	8	Ethernet Port
3	DC in power supply port	9	Volume +
4	HDMI IN	10	Volume -
5	Type-c	11	Power key
6	USB host	12	VESA 100x100mm

FCC Statement

This device complies with Part 15 of the FCC Rules. Operation is subject to the following two conditions
1. This device may not cause harmful interference
2. This device must accept any interference received, including interference that may cause undesired operation.
Warning: Changes or modifications not expressly approved by the party responsible for compliance could void the user's authority to operate the equipment
NOTE: This equipment has been tested and found to comply with the limits for a Class B digital device, pursuant to Part 15 of the FCC Rules. These limits are designed to provide reasonable protection against harmful interference in a residential installation. This equipment generates uses and can radiate radio frequency energy if not installed and used in accordance with the instructions, may cause harmful interference to radio communications. However, there is no guarantee that interference will not occur in a particular installation. If this equipment does cause harmful interference to radio or television reception which can be determined by turning the equipment off and on, the user is encouraged to try to correct the interference by one or more of the following measures:
Reorient or relocate the receiving antenna
Increase the separation between the equipment and receiver.
Connect the equipment into an outlet on a circuit different from that to which the receiver is connected
Consult the dealer or an experienced radio/TV technician for help.

RF warning statement:

This equipment complies with FCC radiation exposure limits set forth for an uncontrolled environment. This equipment should be installed and operated with minimum distance 20cm between the radiator & your body.

This device complies with parts of the FCC rules. Operation is subject to the following two conditions:
This device will not cause harmful interference;
This device must accept any interference received, including interference that may cause undesired operation
This product complies with the essential requirements of European safety regulations and has passed the product safety conformity assessment procedure. It also has a manufacturer's declaration of conformity to ensure that every product delivered to the customer is safe.

This symbol on the product or in the instructions means that your electrical and electronic equipment should be disposed of at the end of its life separately from your household waste. There are separate collection systems for recycling in your country. For more information, please contact the local authority or your retailer where you purchased the product.



This product is fixed when installed and can be mounted on the wall.