

# QUICK START GUIDE


SM-A107F/DS

SAMSUNG

Printed in Korea  
JM19-A107F-A001 Rev.1.0  
English. 05/2019


## Package content

- Device
- USB power adaptor
- USB cable
- Quick start guide
- Ejection pin

 The items supplied with the device may vary by region.

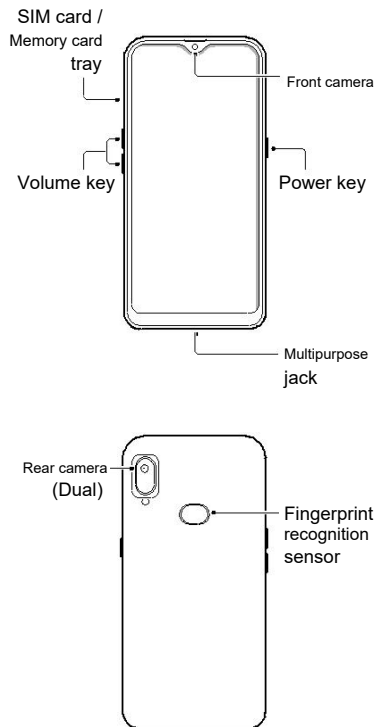
## Accessing more information

To view the full user manual on your device, launch the **Settings** app and tap **User manual**. Visit [www.samsung.com](http://www.samsung.com) to view device information, the user manual, and more.

- 
- The user manual may not be available depending on the web browser or service provider.
  - You may incur additional charges for accessing the Internet.

## Device layout

To turn on the device, press and hold the Power key for a few seconds.



- To transfer data of the previous device to a new device: Visit [www.samsung.com/smartswitch](http://www.samsung.com/smartswitch) for more information.
- If your device is frozen and unresponsive, press and hold the Power key and the Volume Down key simultaneously for more than 7 seconds to restart it.

## FCC Part 15 Information and Notices

*Note: Any device that uses Bluetooth or Wi-Fi is subject to FCC Part 15. Any device with a power supply is subject to Part 15 which also covers both intentional radiators (Bluetooth and Wi-Fi) and unintentional radiators (such as emissions from power supplies and circuit boards).*

*Pursuant to Part 15.21 of the FCC Rules, you are cautioned that changes or modifications not expressly approved by Samsung could void your authority to operate the device. This device complies with Part 15 of the FCC Rules. Operation is subject to the following two conditions: (1) This device may not cause harmful interference, and (2) this device must accept any interference received, including interference that may cause undesired operation.*

**Note:** *This equipment has been tested and found to comply with the limits for a Class B digital device, pursuant to Part 15 of the FCC Rules. These limits are designed to provide reasonable protection against harmful interference in a residential installation. This equipment generates, uses and can radiate radio frequency energy and, if not installed and used in accordance with the instructions, may cause harmful interference to radio communications.*

*However, there is no guarantee that interference will not occur in a particular installation. If this equipment does cause harmful interference to radio or television reception, which can be determined by turning the equipment off and on, the user is encouraged to try to correct the interference by one or more of the following measures:*

- *Reorient or relocate the receiving antenna.*
- *Increase the separation between the equipment and receiver.*
- *Connect the equipment into an outlet on a circuit different from that to which the receiver is connected.*
- *Consult the dealer or an experienced radio/ TV technician for help.*

*Responsible party - U.S. Contact Information  
Samsung Electronics America, Inc. QA Lab  
America  
19 Chapin Rd. Building D, Pine Brook NJ 07058  
Tel: 1-973-808-6375 Fax: 1-973-808-6361*

## FCC Notice

*The device may cause TV or radio interference if used in close proximity to receiving equipment. The FCC can require you to stop using the mobile device if such interference cannot be eliminated.*

## Information about the RF exposure from FCC

*In August 1996, the Federal Communications Commission (FCC) of the United States, with its action in Report and Order FCC 96-326, adopted an updated safety standard for human exposure to radio frequency (RF) electromagnetic energy emitted by FCC regulated transmitters. Those guidelines are consistent with the safety standard previously set by both international and U.S. standards. The design of this phone complies with FCC guidelines and these international standards.*

### *Body effects*

*For body operation, this device has been tested and meets FCC RF exposure guidelines when used with any accessory that contains no metal and which provides a minimum separation distance of 10mm between this device and the body of the user. Use of other accessories may not ensure compliance with FCC RF exposure guidelines. Use of other accessories may not ensure compliance with FCC RF exposure guidelines.*

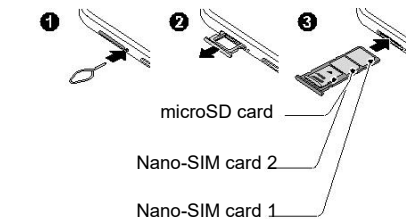
*Class B Compliance under article 15 of the FCC  
This device complies with Part 15 of the FCC Rules. Operation is subject to the condition that this device does not cause harmful interference. Operation is subject to the following two conditions: (1) this device may not cause harmful interference, and (2) this device must accept any interference received, including interference that may cause undesired operation.*

## Caution

*The user is cautioned that changes or modifications not expressly approved by the party responsible for compliance could void the user's authority to operate the equipment.*

## Installing a nano-SIM card and a microSD card

Insert the ejection pin into the hole next to the tray to loosen the tray. Gently press the card into the tray to secure it.

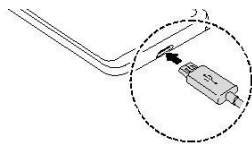


- Use only a nano-SIM card.
- Ensure that the ejection pin is perpendicular to the hole. Otherwise, the device may be damaged.
- If the card is not fixed firmly into the tray, the card may leave or fall out of the tray.

Nano-SIM cards and microSD cards are sold separately.

## Charging the battery

Before using the device for the first time, you must charge the battery.



The charger should remain close to the electric socket and easily accessible while charging.

## Correct disposal



This marking on the product, accessories or literature indicates that the product and its electronic accessories (e.g. charger, headset, USB cable) should not be disposed of with other household waste. This product is RoHS compliant.



This marking on the battery, manual or packaging indicates that the batteries in this product should not be disposed of with other household waste.

## Safety information

Read all safety information before using the device to ensure safe and proper use.



### Warning

Follow the warning information provided below to prevent incidents such as fire or explosion

- Do not expose the device to physical impact or damage.
- Use manufacturer-approved batteries, chargers, accessories, and supplies.
- Prevent the multipurpose jack and battery terminals from contacting conductive elements, such as metal or liquids.
- If any part of the device, such as the glass or acrylic body, is broken, smokes, or emits a burning odor, stop using the device immediately. Use the device again only after it has been repaired at a Samsung Service Centre.
- Do not turn on or use the device when the battery compartment is exposed.

Follow the warnings below to prevent injury to people or damage to the device

- Do not allow children or animals to chew or suck the device.
- If the device has a camera flash or light, do not use it close to the eyes of people or animals.
- The device can be used in locations with an ambient temperature of 0 °C to 35 °C. You can store the device at an ambient temperature of -20 °C to 50 °C. Using or storing the device outside of the recommended temperature ranges may damage the device or reduce the battery's lifespan.
- Do not use your device in a hot environment or near fire.
- Comply with all safety warnings and regulations regarding mobile device usage while operating a vehicle.



To prevent possible hearing damage when using a headset, do not listen to sound at high volume for long periods.

You can view more safety information, including device and battery disposal instructions, in the safety information menu of the Settings app.

- It is recommended not to use fixed graphics on part or all of the touchscreen for extended periods. Doing so may result in afterimages (screen burn-in) or ghosting.

## Specific Absorption Rate (SAR) certification information

THIS DEVICE MEETS INTERNATIONAL GUIDELINES FOR EXPOSURE TO RADIO WAVES

**SAR**

www.sar-tick.com

Your mobile is designed not to exceed the limits for exposure to radio waves recommended by international guidelines. The guidelines were developed by an independent scientific organisation (ICNIRP) and include a substantial safety margin designed to

assure the safety of all persons, regardless of age and health. The radio wave exposure guidelines use a unit of measurement known as the Specific Absorption Rate, or SAR. The SAR limit for mobile devices is 2.0 W/kg. The highest SAR values under the ICNIRP guidelines for this device model are: **SAR values for European countries:** The SAR values below are only for devices developed for use in European countries.

**Maximum SAR for this model and conditions under which it was recorded**

Head SAR 0.25 W/kg

Body-worn SAR 0.66 W/kg

Body-worn SAR testing has been carried out at a separation distance of 0.5 cm. To meet RF exposure guidelines during body-worn operation, the device should be positioned at least this distance away from the body. **For SAR values for all other countries:** For SAR values specific to your model, visit [www.samsung.com/sar](http://www.samsung.com/sar) and search for your region and device with the model number.