




USER MANUAL

Package Contents: 1 x Remy / Emile; 1 x Cheese Controller
1 x Crawler Base; 1 x Micro USB cable
1 x User Manual

Required: 3 x 1.5V "LR44 / AG13"
Button Cell Batteries (included)

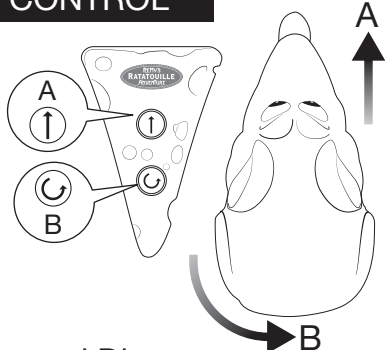
www.Disney.com
Disney Theme Park Merchandise
Distributed by:
Lake Buena Vista, FL 32830

©Disney
©Disney/Pixar
MADE IN CHINA
TRACKING CODE / DATE CODE



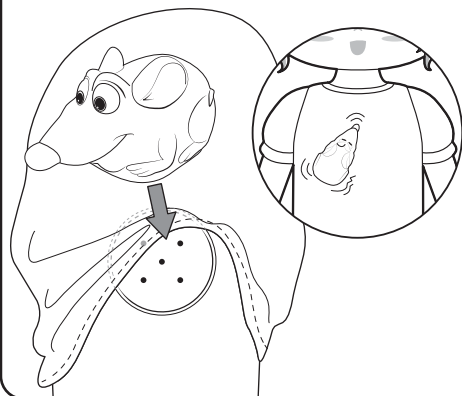
HOW TO PLAY

CONTROL



Control Distance:
15-24 feet / 4.6-7.3 M

SHIRT CRAWLING



For Lithium-ion Batteries:

- Charge battery in isolated area.
- Never charge battery unattended.
- Keep from flammable materials.
- Do not expose to direct sunlight.
- There is a risk of the battery exploding, overheating, or igniting.
Do not disassemble, modify, heat, or short circuit the battery.
Do not place them in fires or leave them in hot places.
- Do not drop or subject to strong impacts.
- Do not allow the Rechargeable Battery or charging contacts to get wet.
- Only use the Rechargeable Battery in the device specified by WowWee®.
- Carefully read the instruction guide, and use the Rechargeable Battery correctly.
- In the unlikely event of leakage or explosion, use sand or a chemical fire extinguisher for the battery.
- Battery must be recycled or disposed of properly.
- Battery should be recycled or disposed of as per state and local guidelines.

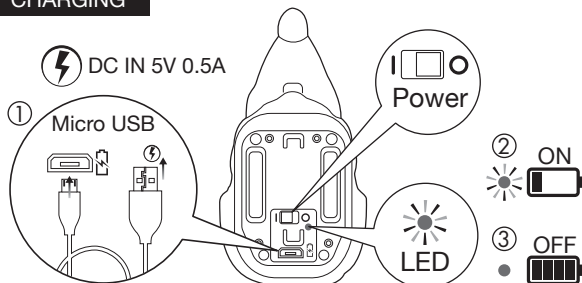
WARNING!

The Rechargeable Battery is only to be charged or replaced by adults.
The Rechargeable Battery must only be used with the included USB Charging Cable.
Parts to be cleaned are to be disconnected from the USB Charging Cable before cleaning.
This product is intended for indoor use only.
The product is not recommended for use on loose dirt or wet surfaces.
Do not immerse in water. Immersing Remy/Emile can result in electric shock.
Burn hazard, fire hazard, and explosion hazard associated with mishandling of the battery.
To avoid possible hazards, do not crush, disassemble, or dispose of in fire.
An adult should periodically check this toy to ensure no damage or hazards exist; if so, remove from use.



BATTERY INFORMATION

CHARGING



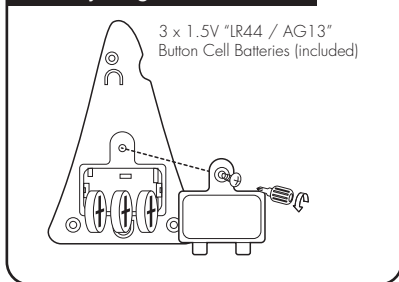
* Remy/Emile is operated by 1 x 3.7V 150 mAh Lithium-ion rechargeable

For Lithium-ion Batteries:

Recharging Remy/Emile:

1. Plug the Micro USB Cable into the Micro USB port on Remy/Emile and connect to a power source as indicated in the diagram.
2. Charging is indicated by a flashing red light.
3. When fully charged, the light on Remy/Emile will appear stop flashing.

Battery Diagram/Installation



WARNING! This product is not suitable for children under 3 years because of small parts - choking hazard.
CAN ICES-3(B)/NMB-3(B)
MADE IN CHINA

CAUTION

Changes or modifications not expressly approved by the party responsible for compliance could void the user's authority to operate the equipment.

NOTE

This equipment has been tested and found to comply with the limits for a class B digital device, pursuant to part 15 of the FCC rules. These limits are designed to provide reasonable protection against harmful interference in a residential installation. This equipment generates, uses and can radiate radio frequency energy and, if not installed and used in accordance with the instructions, may cause harmful interference to radio communications.

However, there is no guarantee that interference will not occur in a particular installation. If this equipment does cause harmful interference to radio or television reception, which can be determined by turning the equipment off and on, the user is encouraged to try and correct the interference by one or more of the following measures:

- Reorient or relocate the receiving antenna
- Increase the separation between the equipment and receiver
- Connect the equipment into an outlet on a circuit different from that to which the receiver is connected
- Consult the dealer or experienced radio/TV technician for help

This Device complies with Part 15 of the FCC Rules. Operation is subject to the following two conditions: (1) This device may not cause harmful interference, and (2) This device must accept any interference received, including interference that may cause undesired operation.

This device contains licence-exempt transmitter(s)/receiver(s) that comply with Innovation, Science and Economic Development Canada's licence-exempt RSS(s). Operation is subject to the following two conditions:

1. This device may not cause interference.
2. This device must accept any interference, including interference that may cause undesired operation of the device.

Installing or changing batteries in Cheese Control:

Lay Cheese Control down so that the battery compartment faces upwards. Cheese Control requires 3x1.5V "LR44/AG13" Button Cell Batteries (included).

BATTERY REPLACEMENT

1. Remove the screw to access the battery compartment.
2. Open battery door.
3. Exhausted batteries are to be removed.
4. New batteries are to be inserted with correct polarity.
5. Replace the battery door and secure with screw.

BATTERY INSTRUCTIONS

- Do not mix old and new batteries.
- Do not mix alkaline, standard (carbon zinc), or rechargeable (nickel-cadmium) batteries.
- Non-rechargeable batteries are not to be recharged.
- The supply terminals are not to be short circuited.
- Do not use rechargeable batteries.
- Remove batteries when not in use or discharged



WowWee Group Limited.

WowWee Canada Inc.

Customer Service:

Age:

© 2020 WowWee Group Limited.
All Rights Reserved. Patent Pending.

Energy Plaza, 301A-C, 92 Granville Road, T.S.T. East, Hong Kong

3700 Saint Patrick Street, Suite 206, Montreal, QC, H4E 1A2, Canada
<https://support.wowwee.com>

3+