



Because it matters

QP20 – QCast Mirror HDMI Wireless Dongle Quick Start Guide Brief

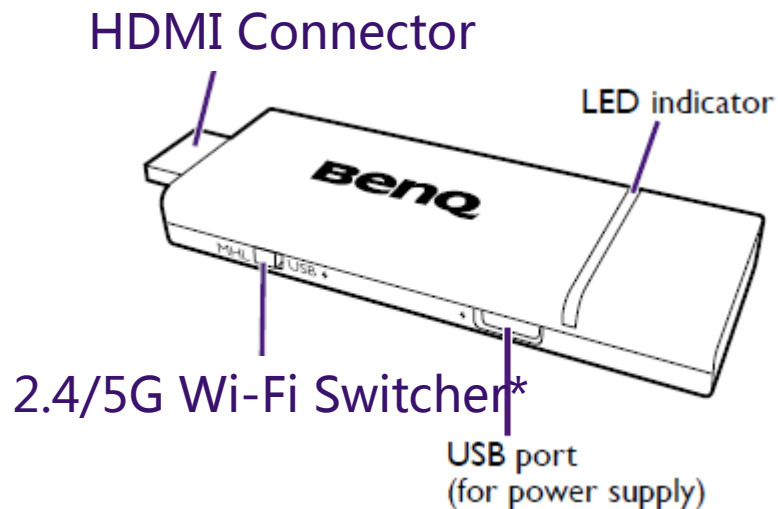
Shipping Contents



- QCast Mirror HDMI Wireless Dongle
- Micro USB cable
- Quick Start Guide



Product Overview



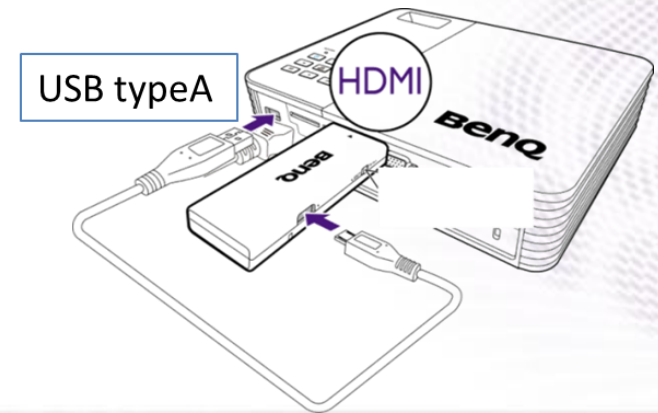
* 5G Wi-Fi is default setting, please press this bottom or enter Advanced Settings page to switch Wi-Fi settings.

How to Setup



(step by step)

- Plug Mirco USB cable into QCast Mirror
- Plug HDMI as signal output to Projector
- Plug USB type A (5V/1A) with Projector for Power supply
- Select HDMI Source on Projector, then Standby page will be shown



How to Display

(step by step)

Airplay

- Search SSID on Wi-Fi list of device and connect
- Enter Password to finish pairing QCast Mirror and device
- Click Airplay function embedded in your device
- Select QCast Mirror SSID to start projection

Miracast

- Click Miracast function embedded in your device
- Select QCast Mirror SSID to start projection

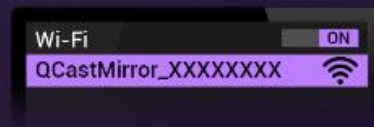
QCast Mirror



SSID: QCastMirror_XXXXXXX

Password: 21438647

- 1 Connect to QCast Mirror with your device.



- 2 Click Airplay / Miracast to start projection

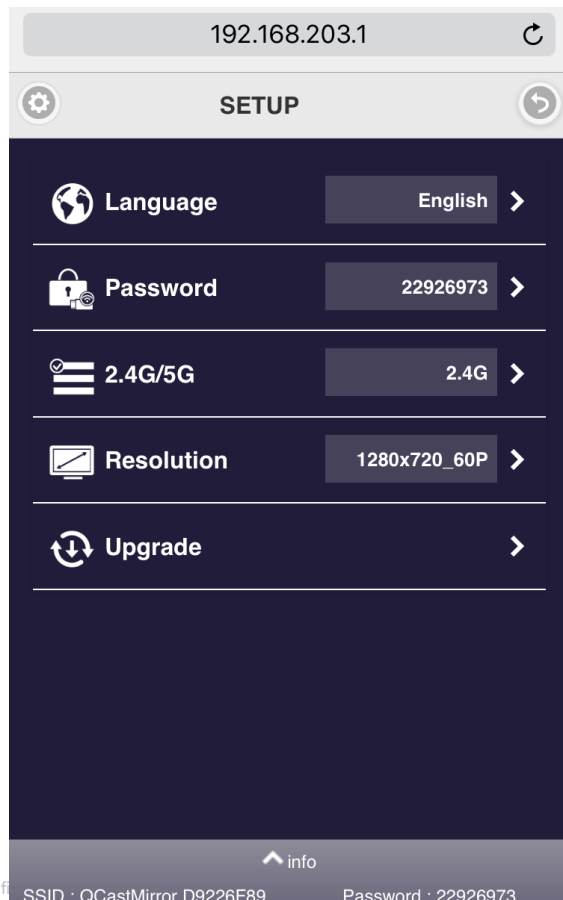
- Apple



- Android / Windows



Advanced Settings



Open your browser to link <http://192.168.203.1>

- Language: Setting language for Advanced Settings page
- Password: Change Wi-Fi password
- 2.4G/5G: Select 2.4G/5G Wi-Fi as default
- Resolution: Setting output resolution
- Upgrade: Latest firmware upgrade (Please noted this requires internet connection)

Specification(1)



QCast Mirror HDMI Wireless Dongle

Model Name	QP20
Color	White
Wireless Standard	IEEE 802.11a/b/g/n/ac
Frequency Band	2.4G: 2.412GHz ~ 2.462GHz 5G: 5.180GHz ~5.240GHz(Default Setting)
CPU	AM8251@500Mhz
DRAM	DDR3 128MB
Flash	NAND Flash 128MB
Output Resolution	1280x720 @60hz 1920x1080 @30hz 1920x1080 @24hz
I/O	HDMI 1.2 Micro USB for DC 5V/1A 2.4/5G Wi-Fi Switcher (Only can operate 2.4GHz or 5GHz band at one time)
Power Consumption	2.4G(20M: 240mA; 40M: 220mA) 5G(20M: 300mA; 40M: 270mA; 80M: 260mA)
Working Temp.	0~50°C
Dimension	84 x 11 x 32 mm (Not include HDMI connector)
Weight	30g approx



FCC STATEMENT :

This device complies with Part 15 of the FCC Rules. Operation is subject to the following two conditions:

- (1) This device may not cause harmful interference, and
- (2) This device must accept any interference received, including interference that may cause undesired operation.

Warning: Changes or modifications not expressly approved by the party responsible for compliance could void the user's authority to operate the equipment.

NOTE: This equipment has been tested and found to comply with the limits for a Class B digital device, pursuant to Part 15 of the FCC Rules. These limits are designed to provide reasonable protection against harmful interference in a residential installation. This equipment generates uses and can radiate radio frequency energy and, if not installed and used in accordance with the instructions, may cause harmful interference to radio communications. However, there is no guarantee that interference will not occur in a particular installation. If this equipment does cause harmful interference to radio or television reception, which can be determined by turning the equipment off and on, the user is encouraged to try to correct the interference by one or more of the following measures:

- Reorient or relocate the receiving antenna.

- Increase the separation between the equipment and receiver.

- Connect the equipment into an outlet on a circuit different from that to which the receiver is connected.

- Consult the dealer or an experienced radio/TV technician for help.

FCC Radiation Exposure Statement:

This equipment complies with FCC radiation exposure limits set forth for an uncontrolled environment. This equipment should be installed and operated with minimum distance 20cm between the radiator & your body.

Specification(2)



System Requirement	
PC	
<u>Windows OS</u>	Windows 8.1 and later with Miracast support
	*Miracast support depends on WiFi module and graphics chipset.
<u>Mac OS</u>	Mac OS X 10.9 and above with AirPlay Mirror support
	*Recommended Models: Mac Book series and iMac series after E/2013
Tablet/SmartPhone	
<u>iOS</u>	iOS8 and later with Airplay Mirror support
<u>Android</u>	Android 4 above with Miracast support
<u>WindowsPhone</u>	Windows Phone 8.1 and later with Miracast support

*For further information, please see more on official website:
<http://www.benq.com/>