

JP-83417 BUG LISTENING INSTRUCTION MANUAL

TO REPLACE THE BATTERIES FOR RECEIVER AND TRANSMITTER

1. REMOVE THE SCREWS ON THE BATTERY DOORS ON THE RECEIVER AND TRANSMITTER WITH A SCREW DRIVER.
2. OPEN THE RECEIVER'S BATTERY DOOR AND INSERT 4 PCS AG-13/LR44 1.5V BATTERY WITH CORRECT POLARITY INTO THE BATTERY COMPARTMENT. (SEE FIG.2)
3. OPEN THE TRANSMITTER'S BATTERY DOOR AND INSERT 4 PCS AG-13/LR44 1.5V BATTERY WITH CORRECT POLARITY INTO THE BATTERY COMPARTMENT. (SEE FIG.3)
4. REPLACE THE TWO BATTERY DOORS AND THE SCREW ON POSITION.

BUG LISTENING OPERATION:

1. TURN THE "ON/OFF" TO "ON" POSITION ON THE RECEIVER.
2. WEAR THE TRANSMITTER AND ADJUSTING TO THE PROPER POSITION.
3. TURN THE "HI/LOW/OFF" BUTTON TO "LOW" POSITION ON THE RECEIVER.
4. IF YOU EXPECT TO HEAR BIGGER VOICE, YOU CAN TURN THE "HI/LOW/OFF" BUTTON TO "HI" POSITION.
5. TURN THE "ON/OFF" SWITCH TO "OFF" POSITION AFTER USED ON THE TRANSMITTER.
6. TURN THE "HI/LOW/OFF" BUTTON TO "OFF" POSITION AFTER USED ON THE RECEIVER.

"Modifications not authorized by the manufacturer may void users authority to operate this device"

NOTE:

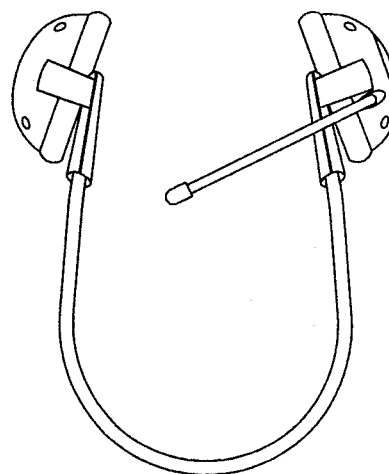
This equipment has been tested and found to comply with limits for a Class B digital device, pursuant to Part 15 of the FCC Rules. These limits are designed to provide reasonable protection against harmful interference in a residential installation. This equipment generates, uses and can radiate radio frequency energy and, if not installed and used in accordance with the instruction, may cause harmful interference to radio communications. However, there is no guarantee that interference will not occur in a particular installation. If this equipment does cause harmful interference to radio or television reception, which can be determined by turning the equipment off and on, the user is encouraged to try to correct this interference by one or more of the following measures:

- Reorient or relocate the receiving antenna.
- Increase the separation between the equipment and receiver.
- Connect the equipment into an outlet on a circuit different from that to which the receiver is connected.
- Consult the dealer or an experienced radio/TV technician for help.

This device complies with part 15 of the FCC Rules. Operation is subject to the following two conditions: (1) this device may not cause harmful interference, and (2) this device must accept any interference received, including interference that may cause undesired operation.

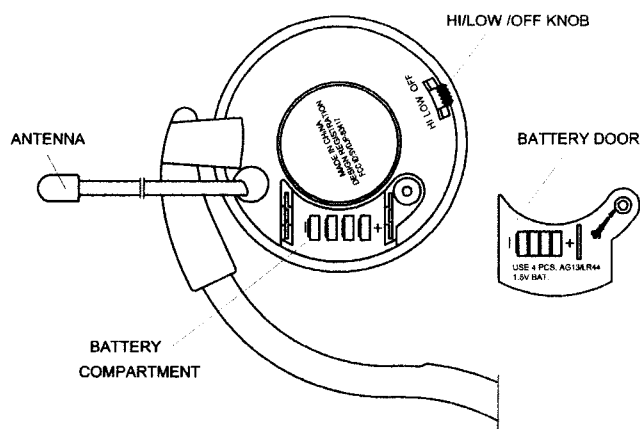
WARNING:

1. SUGGEST TO CHANGE THE BATTERY BY ADULT.
 2. DO NOT TOUCH OR MODIFY THE INTERNAL COMPONENTS OTHER THAN REPLACE THE BATTERY.
 3. DO NOT MIX OLD AND NEW BATTERIES.
 4. DO NOT MIX ALKALINE, STANDARD (CARBON ZINC), OR RECHARGEABLE (NICKLE-CADMIUM) BATTERIES.
 5. DO NOT DISPOSE OF BATTERIES IN FIRE, BATTERIES MAY EXPLODE OR LEAK.
- NON-RECHARGEABLE BATTERIES ARE NOT TO BE RECHARGED.
 - RECHARGEABLE BATTERIES ARE TO BE REMOVED FROM THE TOY BEFORE BEING CHARGED.
 - RECHARGEABLE BATTERIES ARE ONLY TO BE CHARGED UNDER ADULT SUPERVISION.
 - EXHAUSTED BATTERIES ARE TO BE REMOVED FROM THE TOY.
 - THE SUPPLY TERMINALS ARE NOT TO BE SHORT-CIRCUITED.
 - ONLY BATTERIES OF THE SAME OR EQUIVALENT TYPE AS RECOMMENDED ARE TO BE USED.
 - PLEASE KEEP THIS INSTRUCTION MANUAL FOR FUTURE USE.



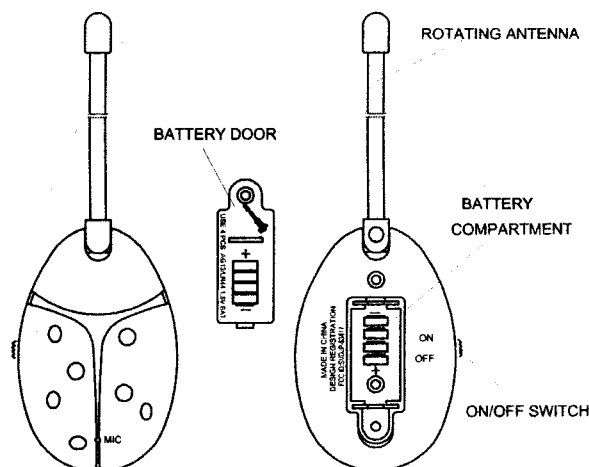
RECEIVER

(FIG.1)



RECEIVER

(FIG.2)



TRANSMITTER

(FIG.3)