

4.2 PHOTOGRAPHS OF EQUIPMENT UNDER TEST (EUT)




Figure 1: Front View of the Intermec 700C




Figure 2: Rear View of the Intermec 700C (superimposed IEEE1528 reference Lines)

4.2 PHOTOGRAPHS OF EQUIPMENT UNDER TEST (EUT) - Continued




Figure 3: Rear (Internal) View of the Intermec 700C (superimposed IEEE1528 reference Lines)