EXHIBIT 14 – INTERNAL PHOTOS

Figure E13.1 – Internal Photo - DUT w/ Bottom Cover Removed



Figure E13.2 – Internal Photo – DUT w/ Top Cover Removed



©2016 Celltech Labs Inc. This document is not to be reproduced in whole or in part without the expressed written permission of Celltech Labs Inc.

Figure E13.3 – Internal Photo – Front Control Assembly – Rear View



©2016 Celltech Labs Inc. This document is not to be reproduced in whole or in part without the expressed written permission of Celltech Labs Inc.

Figure E13.4 – Internal Photo – Front Control Assembly – Front View



Figure E13.5 – Internal Photo – Front Control Assembly – Component View



©2016 Celltech Labs Inc. This document is not to be reproduced in whole or in part without the expressed written permission of Celltech Labs Inc.

Figure E13.6 – Internal Photo – PCB – Top View



Figure E13.7 – Internal Photo – PCB – Bottom View



©2016 Celltech Labs Inc. This document is not to be reproduced in whole or in part without the expressed written permission of Celltech Labs Inc.

Figure E13.8 – Internal Photo – PCB – Audio Amplifier Section



©2016 Celltech Labs Inc. This document is not to be reproduced in whole or in part without the expressed written permission of Celltech Labs Inc.

Figure E13.9 – Internal Photo – PCB – Audio Amplifier Section – Heat Sink Removed



Figure E13.10 – Internal Photo – PCB – RF Amplifier Section



©2016 Celltech Labs Inc. This document is not to be reproduced in whole or in part without the expressed written permission of Celltech Labs Inc.