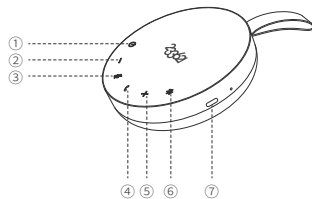




HIVE

USER MANUAL

EQUIPMENT INSTRUCTION



- ① Power on/off button
- ② Volume - button
- ③ Mute button
- ④ Call answer/ hang up button
- ⑤ Volume + button
- ⑥ Bluetooth button
- ⑦ USB-C port

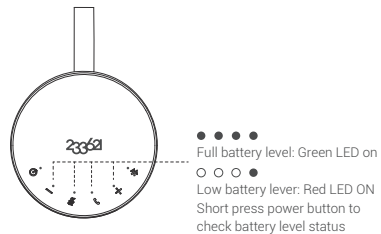
USAGE INSTRUCTIONS

1. Button

- **Power on/off button:**
Power on: long press power button for 3S;
Power off: long press power button for 3S.
- **Volume up:** short press the Volume + button.
- **Mute:** Short press the Mute button to mute the Microphone, press again to cancel Mute.
- **Volume down:** Short press the Volume - button.

- **Answer/hang up button:**
Short press the button to answer the call in calling in status; long press 3s to reject the call; In a call status, short press button to hang up. In Bluetooth music playback status, press button to pause / play music.
- **Bluetooth button:**
Short press button, speaker will enter Bluetooth pairing mode. In Bluetooth connected status, short press button, speaker will disconnect. long press for 3S to clear Bluetooth paired record.
P.S: long press volume +/- button could adjust volume continuously.

2. Battery level LED



3. USB-C power

Use the USB-C port, you can charge the Speaker and connect the PC audio.

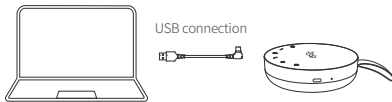
P.S: in power off status, connect the USB-C cable speaker will power on.

THANK YOU

DEVICE CONNECT INTRODUCE

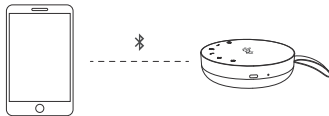
1. Speaker and computer connected via USB-C cable

Connect the computer and speaker using the USB-C cable, device will be power on automatically. Then set the 233621 HIVE as default audio output device in your computer OS system audio setting.



2. Speaker and mobile phone connect via Bluetooth

Short press the Bluetooth button to Bluetooth LED flash, speaker will be in pairing mode. Then you could select 233621 HIVE in your mobile phone Bluetooth device list.



SAFETY AND HANDLING

1. Do not use this device in dusty, humid, dirty environments or places near magnetic fields.
2. Keep an appropriate volume to avoid hearing damage.
3. Do not use this device while driving.
4. Keep the device away from heat sources like electric heaters, microwave ovens, stoves, water heaters, candles or any hot place.
5. Do not use a hair dryer or microwave to dry the device.
6. Please use the device and its accessories in 45°F~113°F/ 0°~45°C. When the environmental temperature is too high or too low, it may cause device to stop working.
7. Keep the device and its accessories in a ventilated and cool place away from direct sunlight.
8. This device is not a toy, and children must use this device under adult supervision.
9. This device and its accessories are not normal household garbage. Please deal with them according to the local laws and regulations.
10. Device is designed to charge using standard Type voltage (5v +- 0.25v). It is not recommended to charge product using power supplies/sources with higher voltage.

INFORMATIONAL NOTE FOR CUSTOMERS IN U.S.A. ONLY:

This device complies with Part 15 of the FCC Rules. Operation is subject to the following two conditions:

- (1) This device may not cause harmful interference, and
- (2) This device must accept any interference received, including interference that may cause undesired operation.

Warning: Changes or modifications not expressly approved by the party responsible for compliance could void the user's authority to operate the equipment.

NOTE: This equipment has been tested and found to comply with the limits for a Class B digital device, pursuant to Part 15 of the FCC Rules. These limits are designed to provide reasonable protection against harmful interference in a residential installation. This equipment generates uses and can radiate radio frequency energy and, if not installed and used in accordance with the instructions, may cause harmful interference to radio communications. However, there is no guarantee that interference will not occur in a particular installation. If this equipment does cause harmful interference to radio or television reception, which can be determined by turning the equipment off and on, the user is encouraged to try to correct the interference by one or more of the following measures:



Reorient or relocate the receiving antenna.

Increase the separation between the equipment and receiver.

Connect the equipment into an outlet on a circuit different from that to which the receiver is connected.

Consult the dealer or an experienced radio/TV technician for help.

This equipment complies with FCC radiation exposure limits set forth for an uncontrolled environment.

TRADEMARKS

"233621" word mark and logos are registered trademarks of SHENZHEN GRANDSUN ELECTRONIC CO., LTD. Reproduction in whole or in part without written permission is prohibited. Other companies and products mentioned herein are trademarks of their respective owners.

Made in China.

233621 WARRANTY

1. The device is guaranteed for 12 months from the date of purchase. Repair and maintenance service are free during period.
2. The warranty limitation:
 - a, Man-made damage.
 - b, Beyond the Warranty period.
 - c, Accessories damage due to improper use and maintenance.
 - d, Disassemble the device without manufacturer authority.
3. Service Information
233621 Website: www.thenumberbrand.com

WARNING!

To guarantee your personal safety, please ensure that these earbuds are not worn or kept in the immediate vicinity (close than 15 cm) of a pacemaker.

· Do not insert jack plug into electric sockets.

· Supervise children when using the device, the product is not a toy.

· Earbuds listening at high volume levels particularly over extended periods of time may damage your hearing.



IMPORTANT!

The operation of switches on your hi-fi system may cause clicks which at high volume settings may affect your hearing. Therefore, always set the volume control to minimum before switching between different sources.