


7.10 Test Setup (Photographs)

7.10.1 AC Powerline Conducted Emission




– Front View –




– Side View –


Photograph present configuration with maximum emission

7.10.2 Radiated Emission(9kHz – 1000MHz)

– X axis –




– Y axis –




–Z axis–


Photograph present configuration with maximum emission

7.10.3 Radiated Emission(Above 1GHz)

– X axis –



– Y axis –



–Z axis–

Photograph present configuration with maximum emission