每面4.72X8.5cm
展开尺寸:472*85mm
105g哑粉纸
单黑+1专 双面印刷
风琴折10页9折

Pantone 267C

LISEN

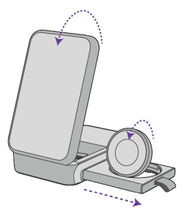

QI2 3-IN-1 WIRELESS CHARGER STAND

> SUPPORT@LISEN.COM

ACCESSORY LIST

① Primary Unit

② C to C cable 1m

③ PD 20W Adapter

CHARGING OVERVIEW

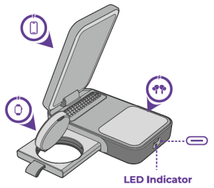

INPUT
5V ⎓ 3A 9V ⎓ 3A

PHONE OUTPUT
5W / 7.5W / 10W / 15W (QI2).
FAST CHARGING IS AVAILABLE FOR IPHONE12 AND ABOVE.

APPLE WATCH OUTPUT
UP TO 2.5W.

AIR PODS CASE OUTPUT
UP TO 3W.

LAYOUT

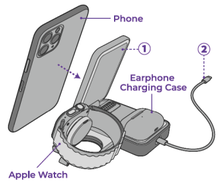

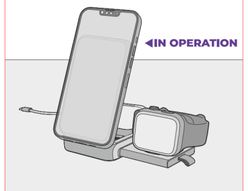

MAGSAFE COMPATIBILITY

Compatible with

MAGSAFE PHONE OR MAGSAFE CASE IPHONE12 AND ABOVE

MAGSAFE CASE

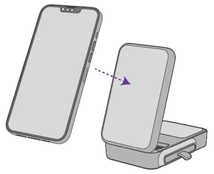

QUICK CHARGING GUIDE

01

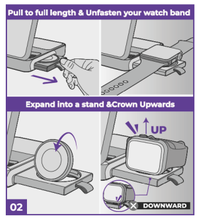

02

QUICK CHARGING GUIDE

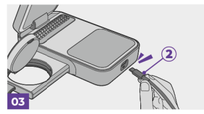

03

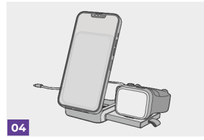

04

QUICK FIXES FOR CHARGING ISSUES

TWO APPROACHES

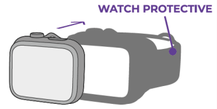

Detach the Protective Cover

Restart Your Watch

PRACTICES TO AVOID

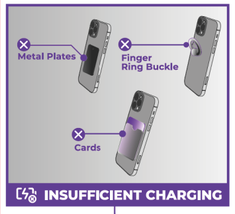

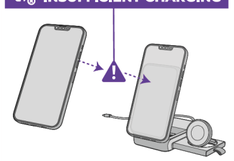

NOTES

>

EN /

01- Please use it along with the charger supporting the version at QC3.0 or PD 20W or above.

02- Please use it with phones such as MagSafe phone case or iPhone 12 or above.

03- If there is an iron sheet, finger ring buckle, or credit card on the back of the phone or phone case, it will trigger foreign object detection and interrupt charging.

04- Please maintain a suitable temperature inside the car. Excessive temperature inside the car may cause serious overheating or slow charging of the wireless charging system.

05- In the charging process, slight heating is a normal case. If you encounter severe heating, please contact our customer service email.

DE /

01- Bitte verwenden Sie mit einem Ladegerät, das QC3.0 oder PD 20W oder höher unterstützt.

02- Bitte verwenden Sie das Produkt mit einem Handy mit einer MagSafe-Hülle oder iPhone12 und höher.

03- Ein Eisenstück, ein Reißnagel oder eine Kreditkarte auf der Rückseite des Handys oder der Hülle wird als Fremdkörper erkannt und der Ladevorgang unterbrochen.

04- Achten Sie auf eine angemessene Temperatur im Auto. Eine zu hohe Temperatur im Auto kann dazu führen, dass sich das kabellose Ladegerät stark erwärmt oder nur langsam lädt.

05- Während des Ladevorgangs ist eine leichte Erwärmung normal. Wenn Sieeine starke Erwärmung feststellen,kontaktieren Sie bitte unseren Kundendienst per E-Mail.

FR /

01- Veuillez utiliser un chargeur compatible avec QC3.0 ou PD20W ou supérieur.

02- Veuillez l'utiliser avec un boîtier avec MagSafe ou un téléphone téléphoneportable avec iPhone12 versionsupérieure.

03- Le téléphone ou le boîtier a une pièce de fer, une boucle ou une carte de crédit à l'arrière, qui déclenchera la détection de corps étranger et interrompra la charge.

04- Veuillez maintenir la température appropriée dans la voiture, une température trop élevée dans la voiture peut entrainer une surchaufte severe ou une charge lente de la charge sans fil.

05- Pendant le processus de charge, la chaleur légère est un phénomène normal, lors de rencontrer la chaleur sévère, s'il vous plaît contactez-nous boîte aux lettres de service à la clientèle.

IT /

01- Si prega di collaborare con caricabatterie che supportano QC3.0 o PD20W o versioni successive.

02- Si prega di utilizzarlo con la cassa MagSafe o telefoni cellulari iPhone 12 e superiori.

03- Se c'è la piastra di ferro, fibbia dell'anello del dito, o carta di credito sul retrodel telefono cellulare o della cassa del telefono cellulare, attiverà il rilevamento di oggetti estranei e interromperà la ricarica.

04- Si prega di mantenere la temperatura adeguata all'interno dell'auto. La temperatura eccessiva all'interno dell'auto può causare grave surriscaldamento o lenta ricarica del sistema di ricarica senza fili.

05- Durante il processo di ricarica, un leggero riscaldamento è un fenomenonormale. Se si verifica grave surriscaldamento, si prega di contattare il nostro contattare lanostra e-mail post-vendita.

ES /

01- Por favor utilícelo junto con un cargador de versión QC3.0 ó PD 20W o mayores.

02- Por favor utilícelo junto con un móvil con carcasa MagSafe o un móvil deversión iphone12 o superiores.

03- Si hay hoja de hierro, anillo sujetador o tarjeta de crédito en la espalda del móvil o de la carcasa de móvil, se puede activar la detección de cosa extraña en compañía de la interrupción de la carga de energía.

04- Por favor mantenga una temperatura adecuada en el interior de vehículo, dado que una temperatura demasiado alta puede provocar el sobrecalor grave durante la carga inalámbrica o la carga lenta de energía.

05- En el proceso de carga de energía, un calentamiento ligero es un fenómeno normal. Y en caso de afrontar un calentamiento grave, por favor póngase en contacto con la dirección de correo electrónico de nuestro servicio a clientes.

JP /

01- QC3.0 又は PD 20W 以上のバージョンに対応する充電器に配合してご使用下さい。

02- MagSafe 搭載のスマホカバー或いはiPhone12 及びその以上のスマホと配合してご使用下さい。

03- スマホ或いはスマホカバーに鉄片、スマホリングやクレジットカードがある場合、異物検知を触発して充電を中断することがあります。

04- 車内を適当な温度にご維持下さい。温度が高すぎると装置が厳重に発熱するか或いは充電が遅くなる恐れがあります。

05- 車内を適当な温度にご維持下さい。温度が高すぎると装置が厳重に発熱するか或いは充電が遅くなる恐れがあります。

FCC Warning

This equipment generates uses and can radiate radio frequency energy and, if not installed and used in accordance with the instructions, may cause harmful interference to radio communications. However, there is no guarantee that interference will not occur in a particular installation. If this equipment does cause harmful interference to radio or television reception which can be determined by turning the equipment off and on, the user is encouraged to try to correct the interference by one or more of the following measures:

- Reorient or relocate the receiving antenna.
- Increase the separation between the equipment and receiver.
- Connect the equipment into an outlet on a circuit different from that to which the receiver is connected.
- Consult the dealer or an expe- rienced radio/TV technician for help.

This device complies with part 15 of the FCC Rules.

Operation is subject to the following two conditions:

(1) This device may not cause harmful interference.
(2) this device must accept any interference received, including interference that may cause undesired operation.Any Changes or modifications not expressly approved by the party responsible for compliance could void the user's authority to operate the equipment.

This equipment has been tested and found to comply with the limits for a Class B digital device, pursuant to part 15 of the FCC Rules.

These limits are designed to provide reasonable protection against harmful interference in a residential installation.

FCC RF exposure statement:

The equipment complies with FCC radiation exposure limits set forth for an uncontrolled environment.This equipment should be installed and operated with minimum distance between 20cm the radiator your body.

LISEN

>USE TUTORIAL

Experience innovation for work,play,and travel.

Since 2013,LISEN designs tech accessories
We specialize in the conception,

manufacturing and distribution of 3C
and mobile phone accessories products tailored.