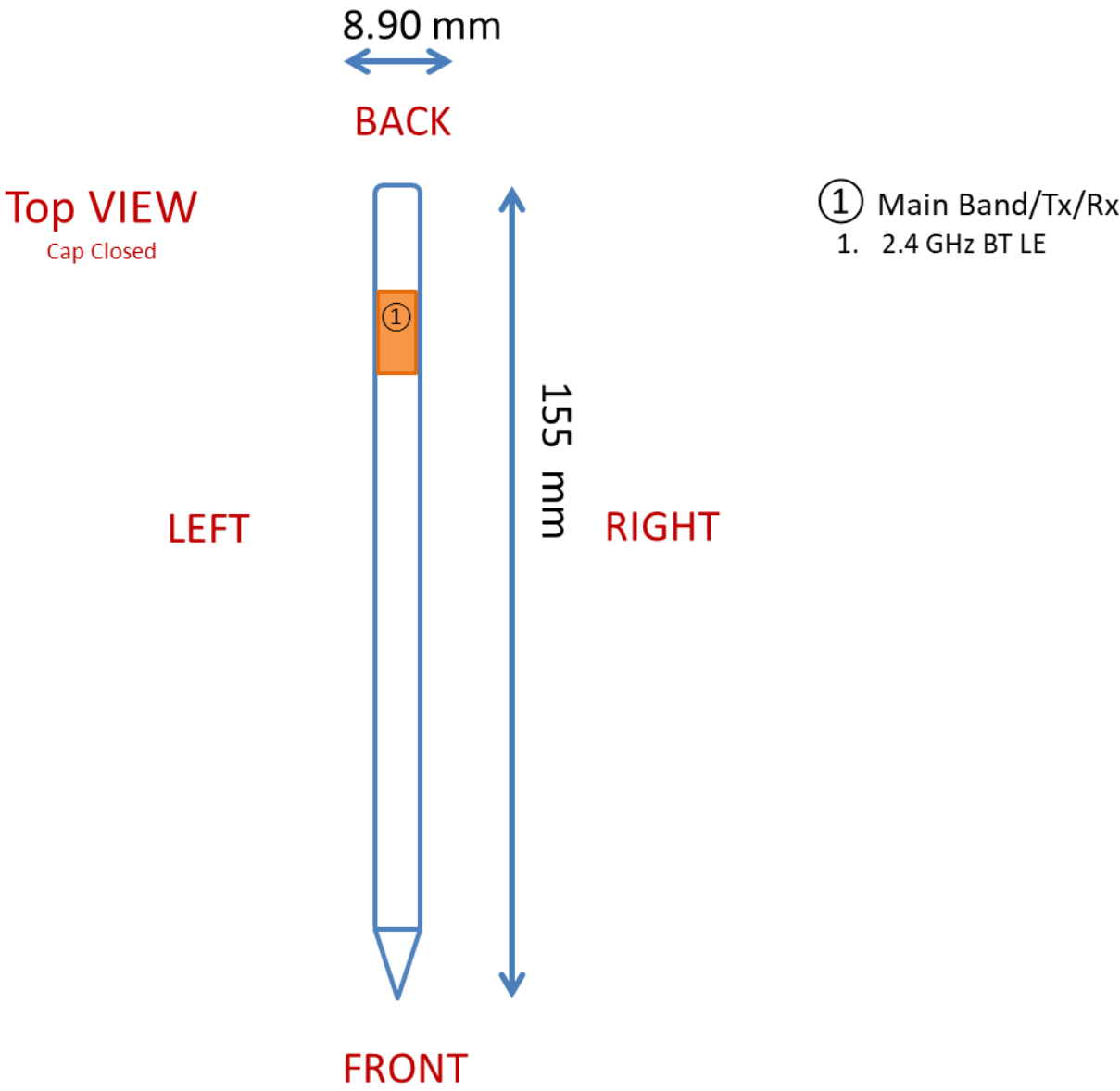


**APPENDIX F: DUT ANTENNA DIAGRAM & SAR TEST SETUP
PHOTOGRAPHS**


FCC ID: BCGA3085	SAR EVALUATION REPORT	Approved by: Technical Manager
DUT Type: Stylus Pen		APPENDIX F: Page 1 of 5




Note: Exact antenna dimensions and separation distances are shown in the Technical Descriptions in the FCC Filing.

Figure F-1
DUT Antenna Locations

FCC ID: BCGA3085	SAR EVALUATION REPORT	Approved by: Technical Manager
DUT Type: Stylus Pen		APPENDIX F: Page 2 of 5




SAR Test Setup Photo 1: Body, Top Side at 0 mm




SAR Test Setup Photo 2: Body, Right Side at 0 mm

FCC ID: BCGA3085	SAR EVALUATION REPORT	Approved by: Technical Manager
DUT Type: Stylus Pen		APPENDIX F: Page 3 of 5




SAR Test Setup Photo 3: Body, Bottom side at 0 mm




SAR Test Setup Photo 4: Body, Left side at 0 mm

FCC ID: BCGA3085	SAR EVALUATION REPORT	Approved by: Technical Manager
DUT Type: Stylus Pen		APPENDIX F: Page 4 of 5



SAR Test Setup Photo 5: Body, Back Side at 0 mm



SAR Test Setup Photo 6: Body, Front Side at 0 mm

FCC ID: BCGA3085	SAR EVALUATION REPORT	Approved by: Technical Manager
DUT Type: Stylus Pen		APPENDIX F: Page 5 of 5