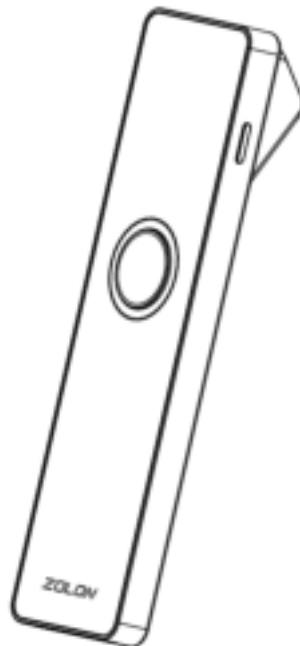




Quick Start Guide

T3320 Data Service Terminal



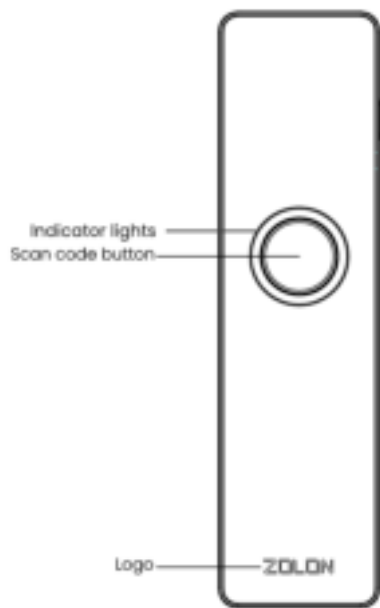
Shenzhen Zolon Technology Co., Ltd.

1. Contents Checklist

Congratulations on receiving your Zolon Technology commerical terminal. We do hope you enjoy it! The box you have just opened should contain the following items:

- 1 x T3320 Data Service Terminal
- 1 x USB Cable

2. Product Description



Circular indicator lights

1. Scanning

Press the scan code button, the white light flashes when the scan is successful.

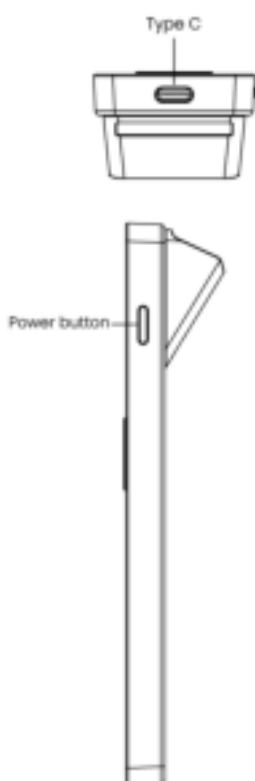
2. Standby

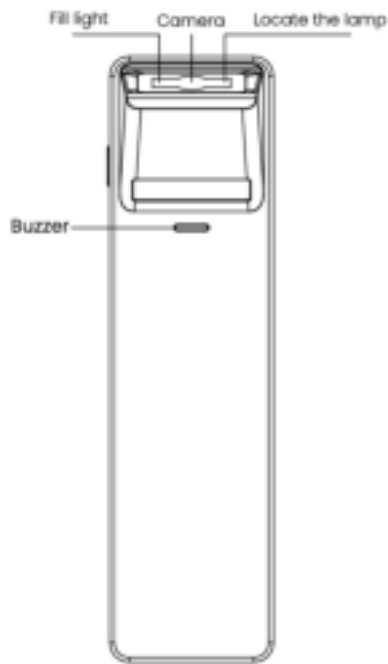
When the device's battery capacity is below than 10% SOC, the indicator light red flashes.

3.Charging

When the device is charging, the indicator light red. And it is fully charged, the indicator light changes from red to green.

Tip: You can check the remaining battery capacity of the device through the upper computer.





3. Instructions

- **Power ON/OFF**
- **Power on:** Press and hold the Power button for three seconds until the circular LED light up.
- **Power off:** Press and hold the Power button for three seconds Until your hear the buzzer sound, The terminal will be turned off after a few seconds.

4. Quick Start

- **4.1 Connect Upper computer through Bluetooth® wireless technology.**

1) Click on the corresponding T3320 Bluetooth device name, and after a while, a prompt message box will pop up asking whether the pairing prompt message box, click the CANCEL button to exit the pairing, click the PAIR button for pairing connection.

2) After successful Bluetooth connection, the upper computer will prompt whether to establish a binding relationship with the T3320, click "X" to exit the binding process, click "Connect" to start binding, after successful binding, there will be a prompt box message to show 3s and then disappear automatically.

After successful binding, the two devices will be automatically connected when the two devices are powered on or restarted.

- **Note :** The upper computer needs to pre-install Honeybee APP of Zolon company.

Trademark notice:

"The Bluetooth® word mark and logos are registered trademarks owned by Bluetooth SIG,Inc. and any use of such marks by Zolon Technology Limited is under license.other trademarks and trade names are those of their respenctive owners."

- 4.2 Unbind and reconnect.

1)Force to unbind device if POWER KEY is pressed over or equal to 4 times during 6 seconds. After unbinding, other devices can be connected.

5. Performance Parameters

Basic specifications	External dimension	156mm*42mm*26.8mm
	CPU	32bit Security Processor
	Indicating method	Buzzer,LED indicator
	Battery capacity	900mAh
	Communication	Bluetooth® 4.2
	Interface	USB 2.0 Type-C male connector
Scanning performance	Image Sensor	CMOS
	Pixel	640*480.
	Aiming indicator	Red LED 625nm
	Symbologies	1D:EAN13,EAN8,UPC-A,UPC-E,Code128,Code39,Code93,Codabar,Interleaved 2 of 5, and etc.
		2D:QR Code ,PDF417,DataMatrix ,Aztec and etc.
	Reading precision	≥4mil
	Depth of scan field	EAN-13: 50~250mm (13mil)
		Code128:50~260mm (15mil)
		QR Code:25~180mm (15mil)
	Field of view angle	FOV:40°
	Barcode sensitivity	Picth ±50° Roll ±360° Yaw ±50°
	Contrast signal	≥30%

Environment paramters	Operating Temperature	Temperature (for battery discharge mode) : -10°C~50°C(14°F ~ 122°F) Temperature (for charge mode) : 0°C~45°C(32°F ~ 113°F)
	Storage temperature	Temperature:-20°C ~ 70°C (-4°F ~ 158°F)
	Relative humidity	5% ~ 95% (non-condensing)
	Drop height	1.2m

6. Terminal Installation and Usage Tips

- Remove the stains on the reading window with with a piece of soft cloth, e.g. glasses cleaning cloth.
 - Please clean the window with a piece os soft cloth,e.g.,glasses cleaning cloth.
 - Avoid placing this product in direct sunlight for extended periods, nor in environments with excessively high temperature, moisture or dust.
 - Zolon Technology Limited reserves the right to change product technology specifications at any time.
-

7. Important Safety Warning

- Do not place the terminal or battery in direct sunlight, nor in environments with excessively high temperatures, smoke, dust, or dampness.
- Do not attempt to disassemble the battery, nor insert or use foreign objects to penetrate the casing.
Never place the battery in a fire or excessively hot surfaces. Take care not to drop the battery. Excessive external shocks or pressure could cause battery liquid leakage or result in the battery catching fire or even exploding. Keep the battery well away from children and animals.
- Immediately replace any battery which appears to be deformed, expanded or in an overheated state.
- We recommend you only use power adaptors supplied by Zolon Technology. If you must use 3rd party supplier accessories, please ensure specifications meet exactly those recommended for our products, which must comply with international and local regulations & standards. Non-compatible power supplies, chargers or batteries could cause fires or even explosions, and will invalidate any product warranty.
- Charge the battery when the indicator level is low, but make sure to never charge a battery continuously for more than 24 hours. If a battery is not used for a long time, please charge it at least once every 6 months to avoid overcharge or discharge damage. For long-term optimal product performance, it is recommended that a battery be replaced after 2 years of continual usage.
- When disposing of the device, battery, or accessories, please do so responsibly and according to local regulations. These are not household waste items. Improper disposal of the battery could cause a fire or

explosion, and any liquid leakage could be damaging to the environment and toxic to humans & animals.

- **Replacement of a battery with an incorrect type that can defeat a safeguard (for example, in the case of some lithium battery types);**
- Disposal of a battery into fire or a hot oven, or mechanically crushing or cutting of a battery, can result in an explosion;
- Leaving a battery in an extremely high temperature surrounding environment can result in an explosion or the leakage of flammable liquid or gas;
- A battery subjected to extremely low air pressure that may result in an explosion or the leakage of flammable liquid or gas.

FCC Regulations:

This device complies with part 15 of the FCC Rules. Operation is subject to the following two conditions:

- 1) This device may not cause harmful interference, and
- 2) This device must accept any interference received, including interference that may cause undesired operation.

This device has been tested and found to comply with the limits for a Class B digital device, pursuant to Part 15 of the FCC Rules. These limits are designed to provide reasonable protection against harmful interference in a residential installation. This equipment generates, uses and can radiate radio frequency energy and, if not installed and used in accordance with the instructions, may cause harmful interference to radio communications. However, there is no guarantee that interference will not occur in a particular installation. If this equipment does cause harmful interference to radio or television reception, which can be determined by turning the equipment off and on, the user is encouraged to try to correct the interference by one or more of the following measures:

- Reorient or relocate the receiving antenna.
- Increase the separation between the equipment and receiver.
- Connect the equipment into an outlet on a circuit different from that to which the receiver is connected.
- Consult the dealer or an experienced radio/TV technician for help.

Caution: Changes or modifications not expressly approved by the party responsible for compliance could void the user's authority to operate the equipment.

RF Exposure Information

This device meets the government’s requirements for exposure to radio waves. This device is designed and manufactured not to exceed the emission limits for exposure to radio frequency (RF) energy set by the Federal Communications Commission of the U.S. Government. This device complies with FCC radiation exposure limits set forth for an uncontrolled environment. In order to avoid the possibility of exceeding the FCC radio frequency exposure limits, human proximity to the antenna shall not be less than 20cm (8 inches) during normal operation.

ISED Notice

This device complies with Innovation, Science and Economic Development Canada license-exempt RSS standard(s). Operation is subject to the following two conditions:

- 1) This device may not cause interference, and
- 2) This device must accept any interference, including interference that may cause undesired operation of the device.

IC: 26043-T3320

ISED RF Exposure Statement

This device complies with ISED RSS-102 RF exposure limits set forth for an uncontrolled environment. In order to avoid the possibility of exceeding the IC RSS-102 RF exposure limits, human proximity to the antenna shall not be less than 20cm (8 inches) during normal operation.

Zolon Technology Co., Ltd.

Manufacturer:	Shenzhen Zolon Technology Co.,Ltd.
Address:	401, Building 3, Shenzhen Software Park, Maling Community, Yuehai Street, Nanshan District, Shenzhen City, Guangdong Province, P.R.C
Tel:	+86 755 86727847
Website:	www.szzolon.com

Zolon continually invests to maintain its high quality products up to date with the latest certifications, therefore a comprehensive list can be requested via the website's contact form or on downloadable product brochures.