

Bluetooth Audio Receiver

BR1

User Guide



Introduction:

Thanks for choosing our Bluetooth audio receiver. It works with almost all Bluetooth devices with a 3.5mm input. It streams audio to your wired speaker, headphone, car stereo or home stereo system wirelessly, from your Bluetooth-enabled media player. If you want to have a better experience, please read this instruction carefully.

Packing Contents:

- Type-C Charging Cable
- User Guide
- 3.5mm to 3.5mm audio plug

Features:

1. Advanced Bluetooth Technology 5.3 Receiver. Wirelessly transmits phone call or music via Bluetooth and streaming to the car stereo or home stereo system via an aux cable.
2. Switch to hands-free mode automatically from music streaming status when receiving phone call.
3. Built-in noise cancellation algorithm guarantees clear talking in car or home stereo
4. Quick activation of Siri /Google Assistant and etc.

5. One-button to enhance the bass of music
6. Effortlessly enjoying up to 16 hours of use on the larger internal battery and rapid recharging within 1.5 hours, ready for many more.
7. Built-in Rechargeable Battery 280mAh, Standby time about 3 month.
8. Each time can be connected with one/two bluetooth-enabled media player.

Specifications:

Bluetooth Version: 5.3

Bluetooth Distance: about 10m

Working time: 16 hours

Standby time: about 3 month

Charging time: 1.5 hours

Power input: DC 5V/500mA

Product Size: 67*32.8*13mm

Audio Jack: 3.5mm Aux-out

Product weight: 20.7g

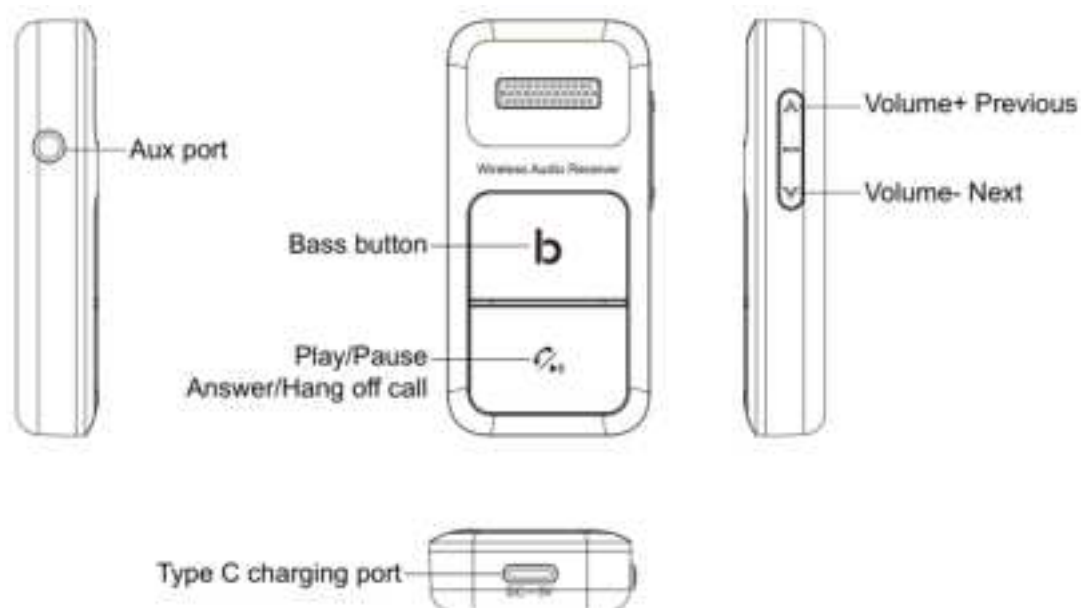
Material: Black ABS shell

Precautions:

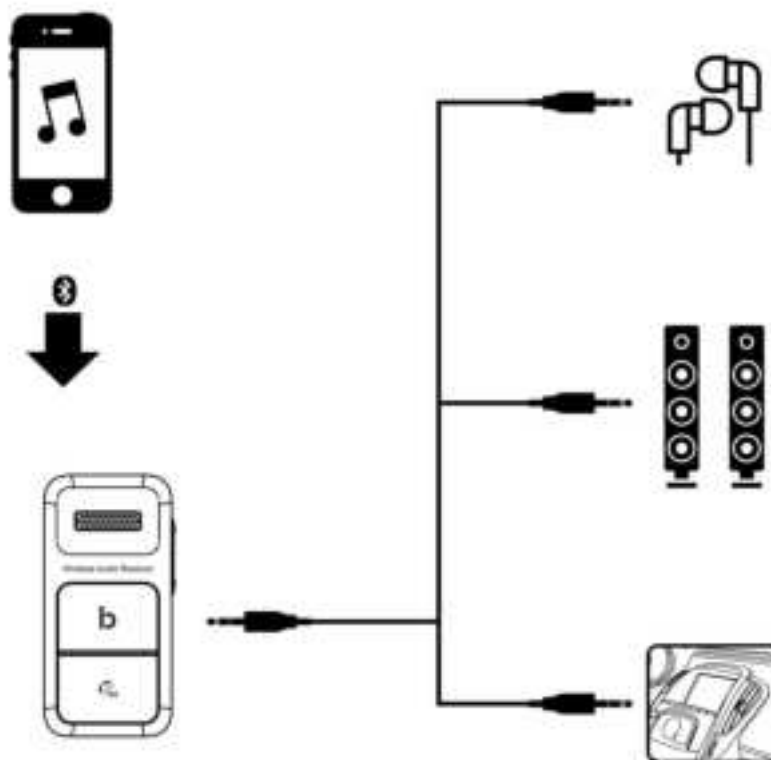
Please read all safety instruction warnings carefully before using this product. Improper use of this product may result in damage to this or attached products. To ensure the products work well, please never use this in the following conditions:

1. Moist or underwater conditions.
2. Conditions near heater or high-temperature service.
3. Conditions with direct and strong sunshine,
4. Conditions with apt falling
5. Never dismantle the product without due permission, otherwise it may nullify the warranty clause.



Appearance:















Operation Instructions



How to active the Siri/Google assistant:

When the device connected with your mobile phone by Bluetooth, press twice the “” to active Siri or Google assistant, short press the “” to end the assistant.

Quick Guide:

Power on/off	Long press  to power on/off
Cleaning BT pairing memory	Press and hold “b” button to disconnect Bluetooth devices and won't connect automatically on last device, then reconnect by your hand.
Play/Pause music	Press  once during music playing
Answer call	Press  once when there is incoming call
End call	Press  once during call
Reject call	Press  and hold for 2 seconds to reject call
Bass function	Short press  to enhance the bass of music
Adjust the Volume	Press “  ” or “  ” and hold for 2 seconds to increase or decrease the volume .
Choose music	Press “  ” or “  ” to play the previous or next song in the RX mode.
Active the Siri/Google assistant	Press twice the “  ” to active Siri or Google assistant, short press the “  ” to end the assistant

FCC Statement

This device complies with part 15 of the FCC rules. Operation is subject to the following two conditions: (1) this device may not cause harmful interference, and (2) this device must accept any interference received, including interference that may cause undesired operation.

Changes or modifications not expressly approved by the party responsible for compliance could void the user's authority to operate the equipment.

NOTE: This equipment has been tested and found to comply with the limits for a Class B digital device, pursuant to part 15 of the FCC Rules. These limits are designed to provide reasonable protection against harmful interference in a residential installation. This equipment generates uses and can radiate radio frequency energy and, if not installed and used in accordance with the instructions, may cause harmful interference to radio communications. However, there is no guarantee that interference will not occur in a particular installation. If this equipment does cause harmful interference to radio or television reception, which can be determined by turning the equipment off and on, the user is encouraged to try to correct the interference by one or more of the following measures:

- Reorient or relocate the receiving antenna.
- Increase the separation between the equipment and receiver.
- Connect the equipment into an outlet on a circuit different from that to which the receiver is connected.
- Consult the dealer or an experienced radio/TV technician for help.

The device has been evaluated to meet general RF exposure requirement. The device can be used in portable exposure condition without restriction.