






Photograph 1. Conducted Emissions, Station Setup




Photograph 2. Conducted Emissions, Rear LISN Connection




Photograph 3. Emissions Within the Band 13.553 - 13.567 MHz, 9k - 30M Antenna Setup




Photograph 4. Emissions Within the Band 13.553 - 13.567 MHz, 9k - 30M Front Setup




Photograph 5. Emissions Within the Band 13.553 - 13.567 MHz, 9k - 30M Rear Setup



Photograph 6. Spurious Emission Limits, Outside the Bands 13.110 - 14.010 MHz, 30 MHz - 135.6 MHz, Antenna Setup



Photograph 7. Spurious Emission Limits, Outside the Bands 13.110 – 14.010 MHz, 30MHz – 135.6 MHz, Front Setup



Photograph 8. Spurious Emission Limits, Outside the Bands 13.110 – 14.010 MHz, 30 MHz – 135.6 MHz, Rear Setup