


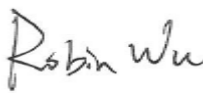


## Co-location Report

---

**FCC ID:** O57VR3030S  
**IC:** 10407A-VR3030S  
**Applicant:** Lenovo (Shanghai) Electronics Technology Co., Ltd  
  
**Application Type:** Certification  
**Product:** Standalone VR Headset  
**Model No.:** Lenovo VR-3030S  
**Brand Name:** Lenovo  
**Test Date:** December 30, 2019

Reviewed By:   
( Sunny Sun )

Approved By:   
( Robin Wu )



The test results relate only to the samples tested.

This equipment has been shown to be capable of compliance with the applicable technical standards as indicated in the measurement report and was tested in accordance with the measurement procedures specified in ANSI C63.4-2013. Test results reported herein relate only to the item(s) tested.

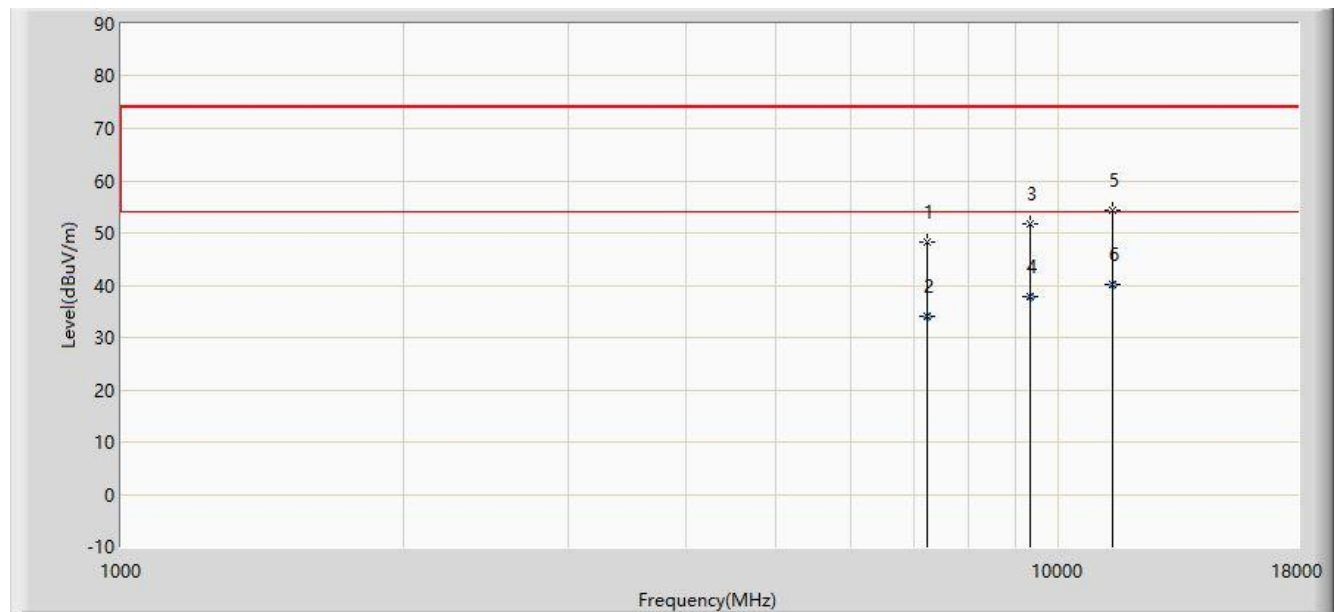
The test report shall not be reproduced except in full without the written approval of MRT Technology (Taiwan) Co., Ltd.

## Revision History

Report No.	Version	Description	Issue Date	Note
1911RSU052-U7	Rev. 01	Initial report	12-30-2019	Valid

## 1. Test Result of Radiated Emissions for Co-located

Test Mode:	2.4G WLAN + 5G WLAN Transmit	Test Site:	AC1
Test Engineer:	Milo Li	Polarity:	Horizontal
Remark:	There is the ambient noise within frequency range 9kHz~30MHz and 18GHz~40GHz, the permissible value is not show in the report.		



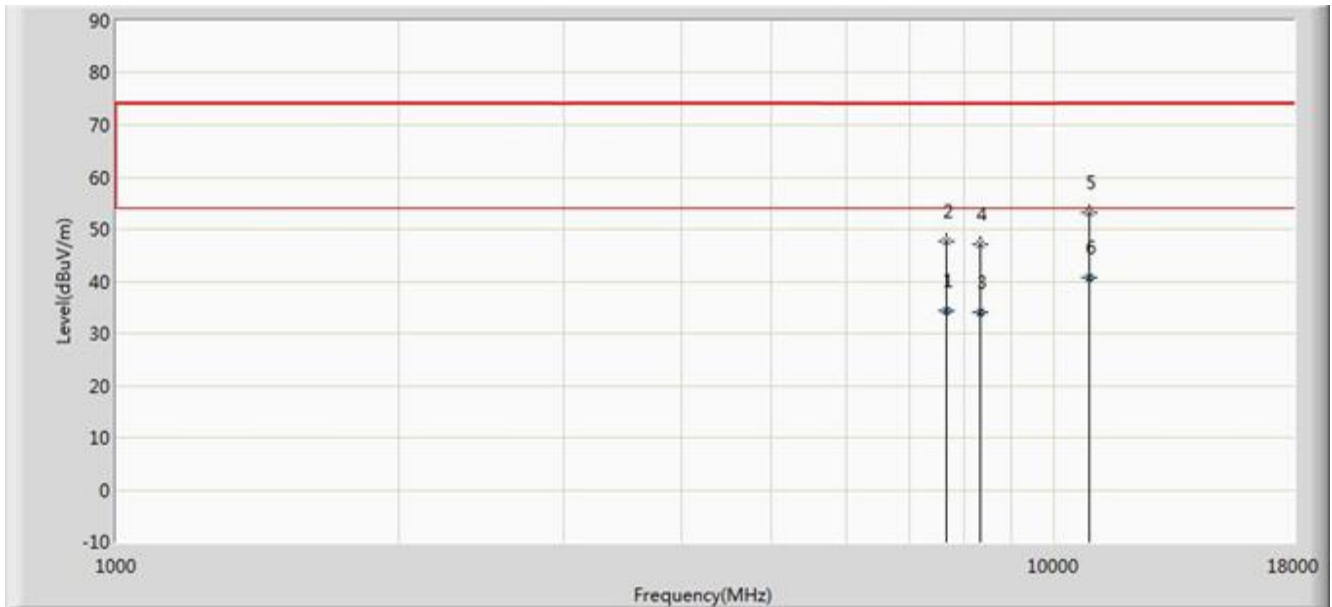
No	Flag	Mark	Frequency (MHz)	Measure Level (dBuV/m)	Reading Level (dBuV)	Margin (dB)	Limit (dBuV/m)	Factor (dB)	Type
1			7239.000	48.347	36.835	-25.653	74.000	11.513	PK
2			7239.000	33.962	22.450	-20.038	54.000	11.513	AV
3			9338.500	51.843	36.020	-22.157	74.000	15.823	PK
4			9338.500	37.773	21.950	-16.227	54.000	15.823	AV
5			11438.000	54.352	36.679	-19.648	74.000	17.673	PK
6		*	11438.000	40.153	22.480	-13.847	54.000	17.673	AV

Note 1: Measure Level (dBuV/m) = Reading Level (dBuV) + Factor (dB)

Factor (dB) = Cable Loss (dB) + Antenna Factor (dB/m) - Pre\_Amplifier Gain (dB).

Note 2: The report showed the worst co-location test result with 2.4G + 5G WLAN transmit simultaneously.

Test Mode:	2.4G WLAN + 5G WLAN Transmit	Test Site:	AC1
Test Engineer:	Andy Zhu	Polarity:	Vertical
Remark:	There is the ambient noise within frequency range 9kHz~30MHz and 18GHz~40GHz, the permissible value is not show in the report.		



No	Flag	Mark	Frequency (MHz)	Measure Level (dBuV/m)	Reading Level (dBuV)	Margin (dB)	Limit (dBuV/m)	Factor (dB)	Type
1			7392.000	50.206	38.442	-23.794	74.000	11.764	PK
2			7392.000	35.254	23.490	-18.746	54.000	11.764	AV
3			9066.500	51.443	36.778	-22.557	74.000	14.665	PK
4			9066.500	36.115	21.450	-17.885	54.000	14.665	AV
5			10919.500	54.831	36.687	-19.169	74.000	18.144	PK
6		*	10919.500	40.554	22.410	-13.446	54.000	18.144	AV

Note 1: Measure Level (dBuV/m) = Reading Level (dBuV) + Factor (dB)

Factor (dB) = Cable Loss (dB) + Antenna Factor (dB/m) - Pre\_Amplifier Gain (dB).

Note 2: The report showed the worst co-location test result with 2.4G + 5G WLAN transmit simultaneously.

The End