



RF Test Setup Photo

Description: Front View of Conducted Emission Test Setup for Power Port




Description: Back View of Conducted Emission Test Setup for Power Port




Test Mode: Mode 1

Description: Radiated Spurious Emission Test Setup for 30MHz ~ 1GHz



Test Mode: Mode 1

Description: Radiated Spurious Emission Test Setup for 1GHz ~ 18GHz



Description: Dynamic Frequency Selection Test Setup



Description: Conducted Measurement Test Setup

