

**DASY5 Validation Report for Head TSL**

Date: 16.07.2019

Test Laboratory: SPEAG, Zurich, Switzerland

**DUT: Dipole 2600 MHz; Type: D2600V2; Serial: D2600V2 - SN:1012**

Communication System: UID 0 - CW; Frequency: 2600 MHz

Medium parameters used:  $f = 2600$  MHz;  $\sigma = 2.02$  S/m;  $\epsilon_r = 37.1$ ;  $\rho = 1000$  kg/m<sup>3</sup>

Phantom section: Flat Section

Measurement Standard: DASY5 (IEEE/IEC/ANSI C63.19-2011)

DASY52 Configuration:

- Probe: EX3DV4 - SN7349; ConvF(7.69, 7.69, 7.69) @ 2600 MHz; Calibrated: 29.05.2019
- Sensor-Surface: 1.4mm (Mechanical Surface Detection)
- Electronics: DAE4 Sn601; Calibrated: 30.04.2019
- Phantom: Flat Phantom 5.0 (front); Type: QD 000 P50 AA; Serial: 1001
- DASY52 52.10.2(1504); SEMCAD X 14.6.12(7470)

**Dipole Calibration for Head Tissue/Pin=250 mW, d=10mm/Zoom Scan (7x7x7)/Cube 0:**


Measurement grid: dx=5mm, dy=5mm, dz=5mm

Reference Value = 118.6 V/m; Power Drift = 0.00 dB

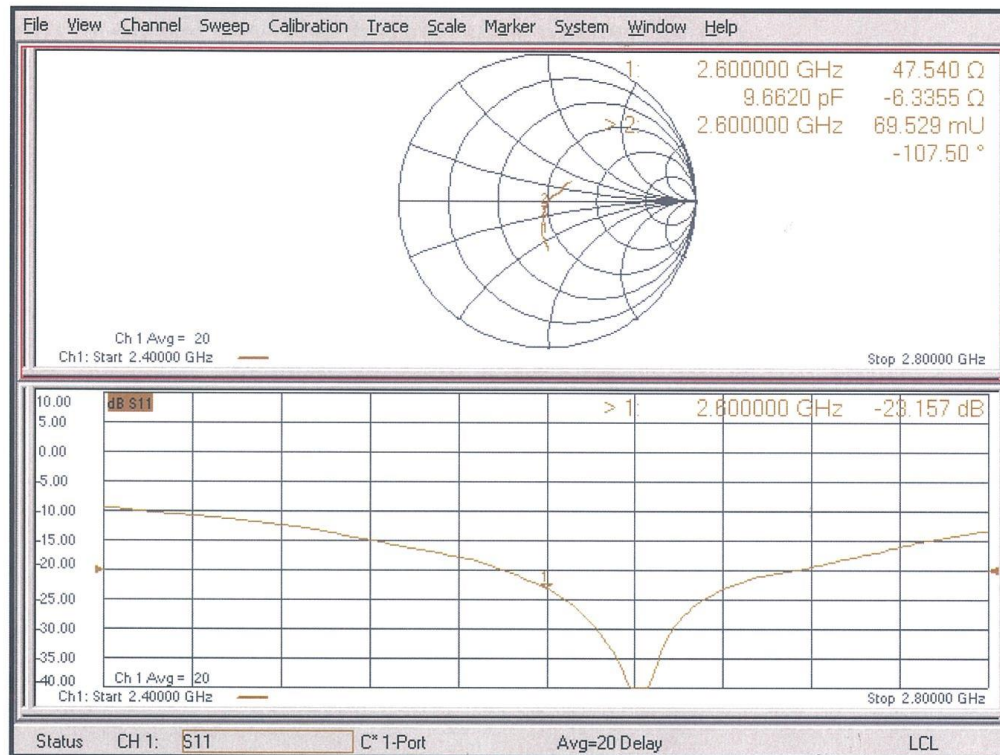
Peak SAR (extrapolated) = 28.8 W/kg

**SAR(1 g) = 14.3 W/kg; SAR(10 g) = 6.38 W/kg**

Maximum value of SAR (measured) = 24.0 W/kg



### Impedance Measurement Plot for Head TSL



## DASY5 Validation Report for Body TSL

Date: 17.07.2019

Test Laboratory: SPEAG, Zurich, Switzerland

**DUT: Dipole 2600 MHz; Type: D2600V2; Serial: D2600V2 - SN:1012**

Communication System: UID 0 - CW; Frequency: 2600 MHz

Medium parameters used:  $f = 2600 \text{ MHz}$ ;  $\sigma = 2.2 \text{ S/m}$ ;  $\epsilon_r = 50.4$ ;  $\rho = 1000 \text{ kg/m}^3$ 

Phantom section: Flat Section

Measurement Standard: DASY5 (IEEE/IEC/ANSI C63.19-2011)

DASY52 Configuration:

- Probe: EX3DV4 - SN7349; ConvF(7.8, 7.8, 7.8) @ 2600 MHz; Calibrated: 29.05.2019
- Sensor-Surface: 1.4mm (Mechanical Surface Detection)
- Electronics: DAE4 Sn601; Calibrated: 30.04.2019
- Phantom: Flat Phantom 5.0 (back); Type: QD 000 P50 AA; Serial: 1002
- DASY52 52.10.2(1504); SEMCAD X 14.6.12(7470)

### Dipole Calibration for Body Tissue/Pin=250 mW, d=10mm/Zoom Scan (7x7x7)/Cube 0:

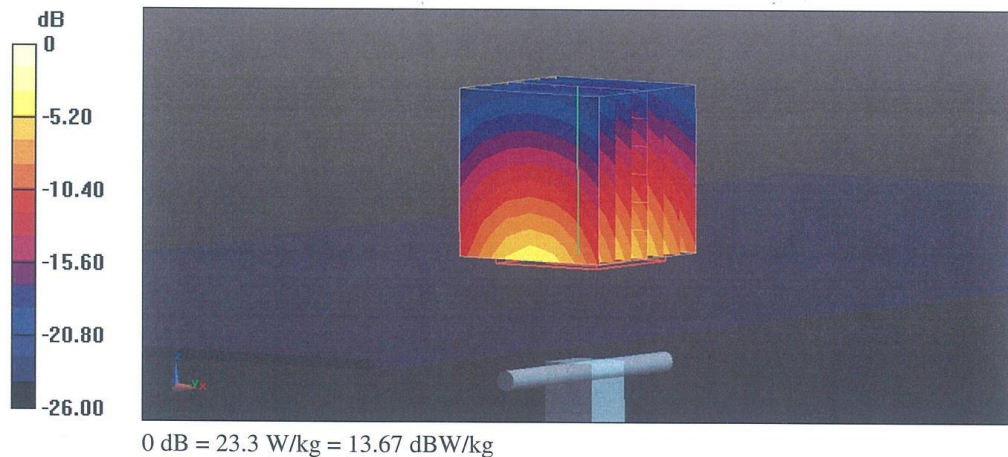
Measurement grid: dx=5mm, dy=5mm, dz=5mm

Reference Value = 110.1 V/m; Power Drift = -0.06 dB

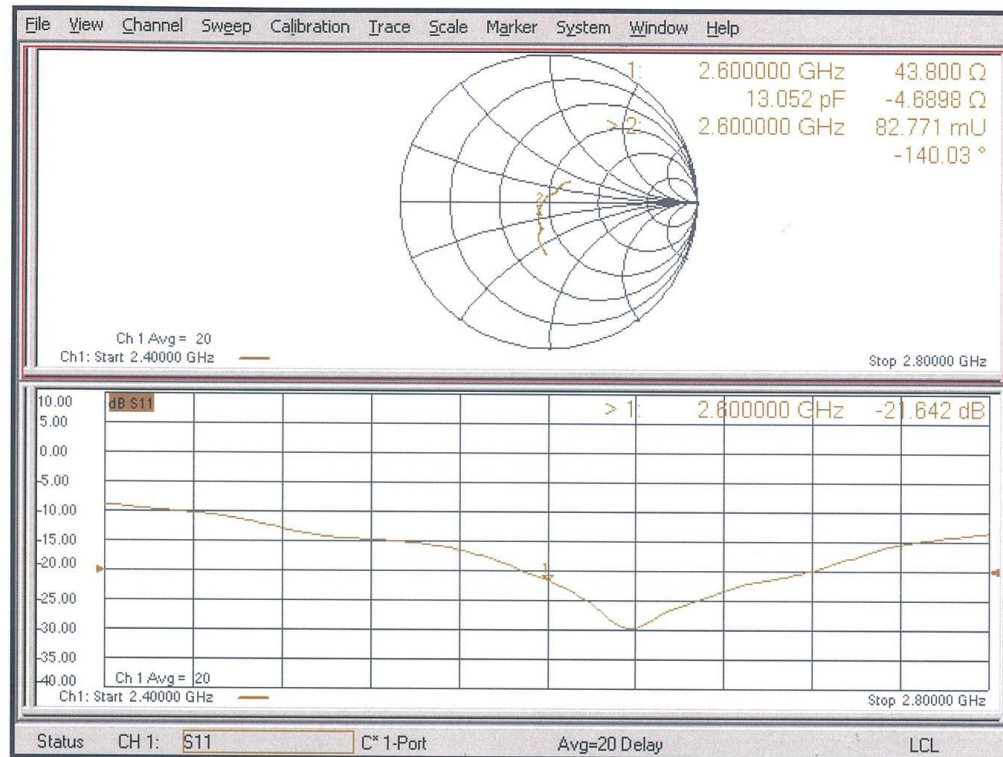
Peak SAR (extrapolated) = 28.3 W/kg

**SAR(1 g) = 14 W/kg; SAR(10 g) = 6.26 W/kg**

Maximum value of SAR (measured) = 23.3 W/kg



# Impedance Measurement Plot for Body TSL





**ANNEX I Accreditation Certificate**

<p>United States Department of Commerce National Institute of Standards and Technology</p> <p><b>NVLAP<sup>®</sup></b></p> <hr/> <p><b>Certificate of Accreditation to ISO/IEC 17025:2005</b></p> <hr/> <p>NVLAP LAB CODE: 600118-0</p> <p><b>Telecommunication Technology Labs, CAICT</b> Beijing China</p> <p><i>is accredited by the National Voluntary Laboratory Accreditation Program for specific services, listed on the Scope of Accreditation, for:</i></p> <p><b>Electromagnetic Compatibility &amp; Telecommunications</b></p> <p><i>This laboratory is accredited in accordance with the recognized International Standard ISO/IEC 17025:2005. This accreditation demonstrates technical competence for a defined scope and the operation of a laboratory quality management system (refer to joint ISO-ILAC-IAF Communique dated January 2009).</i></p> <table><tr><td><p>2019-09-26 through 2020-09-30</p><p>Effective Dates</p></td><td></td><td><p></p><p>For the National Voluntary Laboratory Accreditation Program</p></td></tr></table>		<p>2019-09-26 through 2020-09-30</p> <p>Effective Dates</p>		<p></p> <p>For the National Voluntary Laboratory Accreditation Program</p>
<p>2019-09-26 through 2020-09-30</p> <p>Effective Dates</p>		<p></p> <p>For the National Voluntary Laboratory Accreditation Program</p>		