

..... **FOLD**


FRONT

BACK

iJOY


COLOR LED WIRELESS SPEAKER

BURST



iJOY

USER MANUAL

for use with

 Bluetooth enabled devices

-YOUR iJOY PRODUCT

Thank you for purchasing and using the "iJOY BURST" led wireless speaker. This product can provide a high quality listening experience through phones, computers, and multi-media. Before using this product, carefully read this manual in order to operate at maximum benefit. Please ask your local dealer or call us if you have any questions.

iJOY BUBBLY v1
Microphone x1
Cord x2
User Manual x1

FCC Caution:
Any Changes or modifications not expressly approved by the party responsible for compliance could void the user's authority to operate the equipment.
This device complies with part 15 of the FCC Rules. Operation is subject to the following two conditions: (1) This device may not cause harmful interference, and (2) this device must accept any interference received, including interference that may cause undesired operation.



IMPORTANT NOTE:
Note: This equipment has been tested and found to comply with the limits for a Class B digital device, pursuant to part 15 of the FCC Rules. These limits are designed to provide reasonable protection against harmful interference in a residential installation. This equipment generates, uses and can radiate radio frequency energy and, if not installed and used in accordance with the instructions, may cause harmful interference to radio communications. However, there is no guarantee that interference will not occur in a particular installation. If this equipment does cause harmful interference to radio or television reception, which can be determined by turning the equipment off and on, the user is encouraged to try to correct the interference by one or more of the following measures:
 --Reorient or relocate the receiving antenna.
 --Increase the separation between the equipment and receiver.
 --Connect the equipment into an outlet on a circuit different from that to which the receiver is connected.
 --Consult the dealer or an experienced radio/TV technician for help.

-BATTERY CAUTION

The battery used in this device may present a risk of fire, explosion or chemical burn if used incorrectly. Never use or charge the battery if it appears to be leaking, discolored, deformed or in any way abnormal. Never disassemble the unit or attempt to remove the battery as that could cause leakage of alkaline solution or other electrolytic substances. Never expose the battery to any liquid. Never expose the battery to excessive heat such as direct light or fire. Always keep the battery out of the reach of infants and small children.

-BATTERY DISPOSAL

Please do not attempt to change the battery yourself! If the battery has died, you should follow the disposal instructions listed here. Never dispose of used batteries/electronics with ordinary solid wastes. Always dispose of used batteries/electronics in accordance with the prevailing community regulations that apply to the disposal of batteries/electronics. If there are no local regulations concerning battery/electronics disposal, please dispose of them in a waste bin for electronic devices. Many electronics retailers now recycle batteries and other electronic components at no charge.

<p>•FUNCTION</p> <ol style="list-style-type: none"> Press M button once to switch between BT/FM/AUX/USB/TF. Press ▶ or ◀ previous song, press ▶▶ to play next song. Turn knob on the top of the speaker left to lower volume, and right to raise volume. Press ▶▶ to play/ pause music. <p>Hold ▶▶ to auto-search all stations around 87.5MHz-108MHz from FM. After a few minutes, the auto-search will finish and you can switch between stations.</p> <p>The last station used will automatically be ready for use.</p> <ol style="list-style-type: none"> DC 5V - Insert charging cable to charge the speaker. AUX - Connect an AUX compatible device with a 3.5mm cable to enter AUX mode. OFF/ON - Rotate the volume knob on the top to power on/off. USB - Insert a USB drive to play desired music. TF CARD - Insert a TF card to play desired music. BT Connection - Switch to BT mode, Open bluetooth on your smartphone, search & connect to "JOY BURST". A voice will sound when bluetooth is successfully connected. Insert the 6.5mm microphone cable to the mic jack use microphone. 	<p>•FEATURES</p> <ol style="list-style-type: none"> Bluetooth, wireless stream music from any Bluetooth enabled devices such as the mobile phone. Built-in MP3 digital decoder for decoding and playing MP3 files. External TF card and USB socket. Mini control panel for volume adjustment, etc. Micro DC 5V charging cable. Built-in 1500MAH rechargeable battery. MP3, MP4, Laptop, Mobile phone compatibility. TWS Function, Turn on speakers and enter BT mode. Double press ▶▶ button, and connect two speakers at once for surround sound.
<p>•SPECIFICATIONS</p> <p>Output Power: 100W Frequency Response: 100Hz~18KHz THD: < 10% Battery: 1500MAH Rechargeable Battery Power Supply: Power Adapter 5.0V/1A Loudspeaker: 6.5" x 2 (Diameter:165,1mm) Magnetic Resistance: 40HMS</p>	<p>•LIMITED LIFETIME WARRANTY</p> <p>Our product is warranted for a limited lifetime warranty from the date of purchase. The warranty is provided on all material defects and workmanship. Guarantee of 24 months does not apply to decrease in the effective capacity caused by its use or age. WE RESERVE THE RIGHT TO CHANGE TECHNICAL SPECIFICATIONS. For more information please visit, www.gojoycoym.com.</p>
<p>•PRECAUTIONS</p> <ol style="list-style-type: none"> Do not spill water on to speaker. Keep away from children. If the speakers gets damaged, do not use the product. Please contact your service center. Do not place heavy objects, do not immerse in water. This speaker is not waterproof. Do not place in direct sunlight. Do not place between heavy objects, the speaker. <p>Thank you for choosing our products!</p>	<p>•OTHER IMPORTANT SAFETY INFORMATION</p> <p>To avoid danger of suffocation, keep plastic bag away from babies and children. Do not use this bag in cribs, beds, carriages or playpens. This bag is not a toy. Disposal of electrical and electronic equipment (Applicable in the European Union and other European Countries with separate collection systems). The trash can symbol (seen on bottom right) on the product or on its packaging indicates that this product shall not be treated as household waste. Instead it shall be handed over to the applicable collection point for recycling of electronic equipment. By ensuring this product is disposed of correctly, you will help prevent potential negative consequences for the environment and human health, which could otherwise be caused by inappropriate waste handling. For more detailed information about this product, please contact your local household waste disposal service or the shop where you purchased this item.</p> <div>   </div>

**ATTENTION VENDOR: PLEASE FOLD ON GREEN LINES AND PRINT DOUBLE SIDED
DO NOT PRINT GREEN LINES WITH MANUAL**