

DIVERSIFIED

T.E.S.T.

TECHNOLOGIES, INC.

4675 Burr Drive • Liverpool, NY 13088 • 1-800-724-6452 • FAX: 315-457-0428 • 315-457-0245

October 29, 2014

James Midyette  
**Genie Company**  
One Door Drive  
Mt. Hope, OH 44660


Dear Mr. Midyette:

Enclosed is the test report for the Three Button Remote Control 315/390 MHz garage door opener transmitter model 315390C3 tested at our facility, located at 4675 Burr Drive in Liverpool, NY. This facility is on file with the Federal Communications Commission (FCC) per 47 CFR 2.948 (Site File Number 306552) and Industry Canada Site# 3034a-1.

We have completed our testing of Emissions to the FCC per 47 CFR Part 15 Class B and Part 15.231 Class C for intentional radiators and IC RSS 210 for Industry Canada Radio Standards Specification.

Thank you for selecting Diversified T.E.S.T. Technologies, Inc. for your testing needs. We look forward to working with you on future projects. Should you have any questions or concerns regarding this report, contact me at 315-457-0245. Please feel free to visit our website at [www.dttlabs.com](http://www.dttlabs.com).

Sincerely,



Prasanna Gautam  
Technical Associate

<i><b>DIVERSIFIED T.E.S.T. TECHNOLOGIES, INC. TEST REPORT</b></i>	
<b>Genie Company</b> Three Button Remote Control 315390C3	Project Number: 6501-2

## ***Test Report – Table of Contents***

<b>DIVERSIFIED</b> .....	<b>1</b>
<b>TEST INFORMATION</b> .....	<b>3</b>
<b>TEST REGULATIONS</b> .....	<b>4</b>
<b>EQUIPMENT UNDER TEST (EUT) TESTING OPERATION MODE</b> .....	<b>5</b>
<b>TEST SETUP PHOTOGRAPHS</b> .....	<b>6</b>
1.1 RADIATED EMISSIONS / OCCUPIED BANDWIDTH .....	6
1.2. RADIATED EMISSIONS ABOVE 1 GHZ .....	7
<b>EMISSIONS TESTING CONDITIONS</b> .....	<b>8</b>
<b>TRANSMISSION REQUIREMENTS</b> .....	<b>9</b>
MINIMUM STANDARD: .....	9
RATIONALE FOR COMPLIANCE WITH TRANSMISSION REQUIREMENTS .....	10
DEACTIVATION TIME .....	11
RADIATED EMISSIONS 15.231 (B) .....	15
DUTY CYCLE CORRECTION .....	17
OCCUPIED BANDWIDTH .....	26
RESTRICTED BANDS OF OPERATION.....	28
<b>SPURIOUS EMISSIONS</b> .....	<b>29</b>
RADIATED EMISSION LIMITS 15.109 .....	29
RADIATED EMISSIONS TEST DATA 15.109 .....	30

**DIVERSIFIED T.E.S.T. TECHNOLOGIES, INC. TEST REPORT**

**Genie Company**

Three Button Remote Control 315390C3

Project Number:

6501-2

## ***Test Information***

<u>Laboratory</u>	<u>Manufacturer</u>
<b>Diversified TEST Technologies, Inc.</b>	<b>Genie Company</b>
4675 Burr Drive	One Door Drive
Liverpool, NY 13088	Mt. Hope, OH 44660

Report Issue Date: October 29, 2014

Report Number: 6501-2-102914- 15.231 (Edition 1)

Project Number: 6501-2

Date Received: August 4, 2014

Date Tested: September 10, 2014

Product Three Button Remote Control 315/390 MHz

Model: 315390C3

*Traceability: Reference standards of measurement have been calibrated by a competent body using standards traceable to NIST.*


The testing performed by Diversified TEST Technologies, Inc. has shown that the product referenced above complies with the electromagnetic compatibility requirements according to the FCC per 47 CFR Part 15.231. The results in this test report apply only to the Three Button Remote Control 315/390 MHz, Model: 315390C3.

It is the responsibility of the manufacturer to ensure that the product identification and labeling are in compliance with the applicable standards requirements. The manufacturer is also responsible for ensuring that additional units are manufactured with identical mechanical and electrical characteristics.

**The equipment listed above conforms to the specified requirements of the test standards listed in the Test Regulations section of this report.**

Compiled by:


Signature: \_\_\_\_\_

  
Prasanna Gautam  
Technical Associate

Date: October 21, 2014

Reviewed by:


Signature: \_\_\_\_\_

  
Steve Frierson  
Technical Lab Manager

Date: October 21, 2014

Authorized by:

Signature: \_\_\_\_\_

  
Anneli Frierson  
Vice-President

Date: October 21, 2014

*This report shall not be reproduced, except in full, without the written approval of DTT, Inc.*

**DIVERSIFIED T.E.S.T. TECHNOLOGIES, INC. TEST REPORT**

**Genie Company**

Three Button Remote Control 315390C3

Project Number:

6501-2

## ***Test Regulations***

**The tests were performed according to the following standards:**

<input checked="" type="checkbox"/> FCC Part 15.231	<input type="checkbox"/> Class A	<input checked="" type="checkbox"/> Class C
<input checked="" type="checkbox"/> FCC Part 15	<input type="checkbox"/> Class A	<input checked="" type="checkbox"/> Class B

☒ Certification  
☐ Verification

## **Summary of Test Data**

<b>Name of Test</b>	<b>Paragraph Number</b>	<b>Results</b>
Transmission Requirements	15.231 (a)	Complies
Radiated Emissions	15.231 (b)	Complies
Occupied Bandwidth	15.231 (c)	Complies
Frequency Tolerance	15.231 (d)	N/A
Alternate Field Strength Requirements	15.231 (e)	N/A
Power line Conducted Emissions	15.207	N/A

Note:

- 1.) The Device does not operate between 40.66 to 40.70 MHz
- 2.) The Device does not operate at a periodic rate
- 3.) The Device is battery powered

*This report shall not be reproduced, except in full, without the written approval of DTT, Inc.*

<b><i>DIVERSIFIED T.E.S.T. TECHNOLOGIES, INC. TEST REPORT</i></b>	
<b>Genie Company</b> Three Button Remote Control 315390C3	Project Number: 6501-2

## ***Equipment under Test (EUT) Testing Operation Mode***

**The EUT was operated under the following conditions during testing:**

- ☐ Standby
- ☒ Normal Operating Mode
- ☐ Practice Operation

### **Description / Configuration of the EUT:**

The Three Button Remote Control is a remote garage door opener transmitter. It operates at 315/390 MHz for the use of opening garage doors. The transmitter utilizes OOK Modulation techniques.

The EUT was powered with a 3 V battery during the collection of data included within this report.

### **Rationale for EUT setup / configuration:**

ANSI C63.4 (2003) / FCC Part 15.231

### **Modifications:**

None

### **Technical Contact:**

James Midyette  
Genie Company  
One Door Drive  
Mt. Hope, OH 44660

***DIVERSIFIED T.E.S.T. TECHNOLOGIES, INC. TEST REPORT***

**Genie Company**

Three Button Remote Control 315390C3

Project Number:

6501-2

## ***Test Setup Photographs***

### ***1.1 Radiated Emissions / Occupied Bandwidth***



***DIVERSIFIED T.E.S.T. TECHNOLOGIES, INC. TEST REPORT***

**Genie Company**

Three Button Remote Control 315390C3

Project Number:

6501-2

***1.2. Radiated Emissions above 1 GHz***



*This report shall not be reproduced, except in full, without the written approval of DTT, Inc.*

<b>DIVERSIFIED T.E.S.T. TECHNOLOGIES, INC. TEST REPORT</b>	
<b>Genie Company</b> Three Button Remote Control 315390C3	Project Number: 6501-2

## ***Emissions Testing Conditions***

### ***Radiated Emissions***

The Radiated Emissions measurements, in the frequency range of 1 MHz – 6000 MHz, were tested in a horizontal and vertical polarization at the following test location:

- ☒ Diversified TEST Technologies, Inc. Open Area Test Site  
☐ Diversified TEST Technologies, Inc. Lab

at a test distance of:

- ☒ 3 meters  
☐ 10 meters  
☐ 30 meters

Measurements above 1 GHz were made at a test distance of 1 Meter

DTT uses automated data reductions to determine product compliance to Radiated Emissions regulations. The product's signal data is compared to a current ambient scan. The frequencies that are of significant amplitude are sorted and are brought out to be further analyzed and maximized.

Test equipment used:

<b>Manufacturer</b>	<b>Model</b>	<b>Description</b>	<b>Serial #</b>	<b>Due Date</b>
Hewlett Packard	8596E	Spectrum Analyzer	3235A00144	5/16/15
Agilent	E4405B	EMC Analyzer	US40520846	10/3/14
RIGOL	DSA 815	Spectrum Analyzer	DSA8A143500948	11/12/14
Hewlett Packard	7550A	Plotter	2407A00476	N/A
Electro-Metrics	BIA-25	Biconical Antenna, 20-220 MHz	001	10-30-14
Electro-Metrics	LPA-25	Log Periodic Antenna 200-1000 MHz	1242	7/8/15
Electro-Metric	RGA-60	Horn Antenna	2981	12/9/14
		Co-ax Cable, 100-foot RG 8/U, 20-foot RG 223/U		
		10-meter open field test range, grounded with 1/4" x 1/4" hardware cloth		
		AC supply cord, 100-foot, grounded		
		100-foot signal cable for remote testing,		
		Wooden turn table, 0.8 meters high		



<b><i>DIVERSIFIED T.E.S.T. TECHNOLOGIES, INC. TEST REPORT</i></b>	
<b>Genie Company</b> Three Button Remote Control 315390C3	Project Number: 6501-2

## ***Transmission Requirements***

### ***Minimum Standard:***

15.231 (a): Continuous transmissions such as voice, video, or data transmissions are not permitted.

15.231 (a) (1): A Manually operated transmitter shall employ a switch that will automatically deactivate within not more than 5 seconds after being released.

15.231 (a) (2): A transmitter activated automatically shall cease transmission within 5 seconds of activation.

15.231 (a) (3): Periodic Transmission at regular predetermined intervals are not permitted. However, polling or supervisory transmissions to determine system integrity of transmitters used in security or safety applications are allowed if the periodic rate of transmission does not exceed one transmission of not more than one second duration per hour for each transmitter.

15.231 (a) (4): Intentional radiators which are employed for radio control purposes during emergencies involving fire, security, and safety of life when activated to signal an alarm, may operate during the pendency of the alarm.

### ***Test Results: Complies***

**Test Data:** Compliance was determined by verification of technical specifications and functional tests on the equipment.

<b>DIVERSIFIED T.E.S.T. TECHNOLOGIES, INC. TEST REPORT</b>	
<b>Genie Company</b> Three Button Remote Control 315390C3	Project Number: 6501-2

## ***Rationale for Compliance with Transmission Requirements***

15.231 (a) (1)	<input checked="" type="checkbox"/> Manual Activation	Tx deactivation time:
15.231 (a) (2)	<input type="checkbox"/> Automatic Activation	
15.231 (a) (3)	<input type="checkbox"/> Regular, predetermined transmissions <input type="checkbox"/> Polling or supervisory transmissions	Tx rate and duration
15.231 (a) (4)	<input type="checkbox"/> Alarm device operating during the pendency of alarm condition <input checked="" type="checkbox"/> Non-Alarm Device	



**DIVERSIFIED T.E.S.T. TECHNOLOGIES, INC. TEST REPORT**

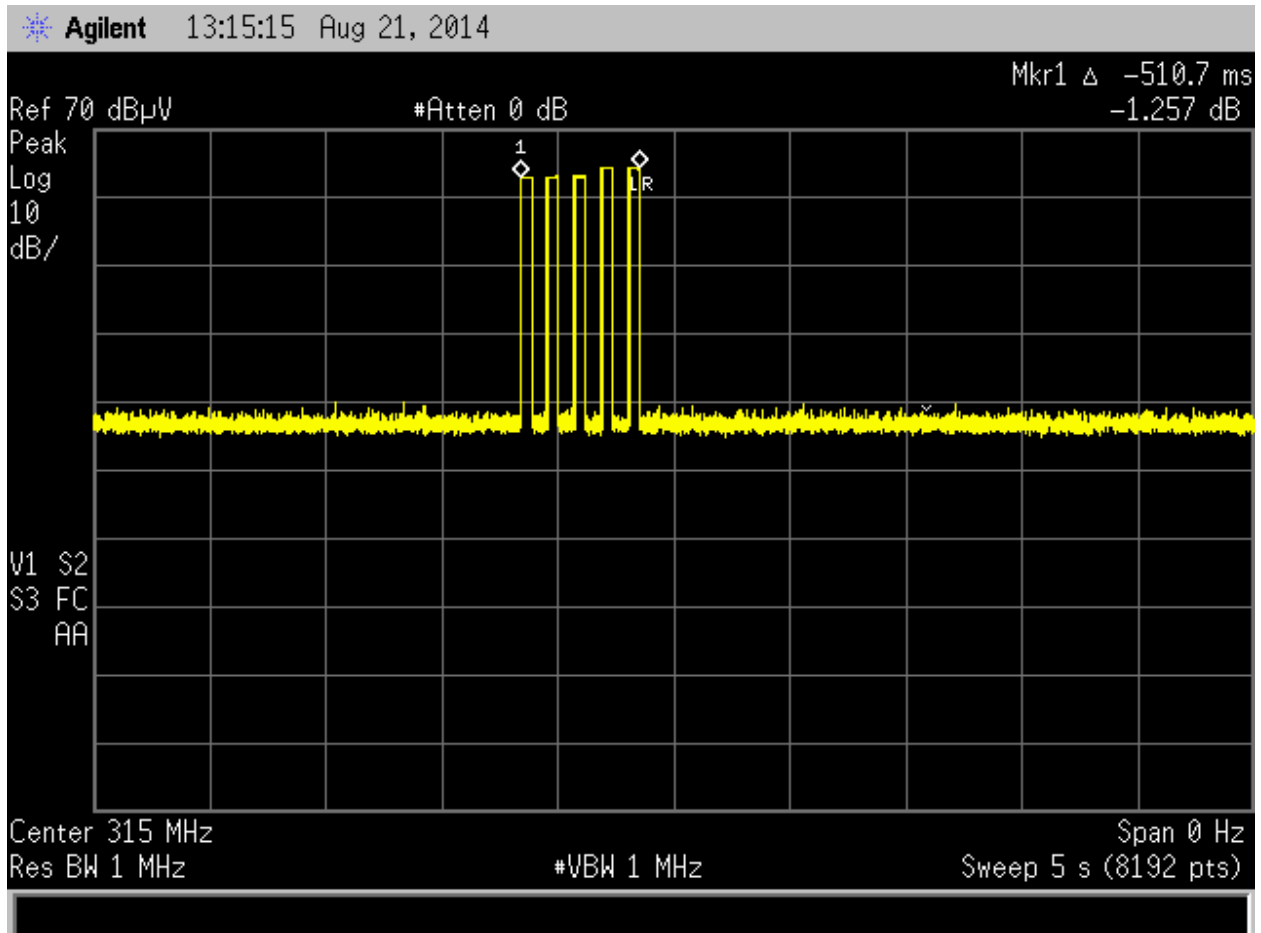
**Genie Company**

Three Button Remote Control 315390C3

Project Number:

6501-2

**Test Data: Deactivation Time 5 seconds, 315 MHz**



*This report shall not be reproduced, except in full, without the written approval of DTT, Inc.*

**DIVERSIFIED T.E.S.T. TECHNOLOGIES, INC. TEST REPORT**

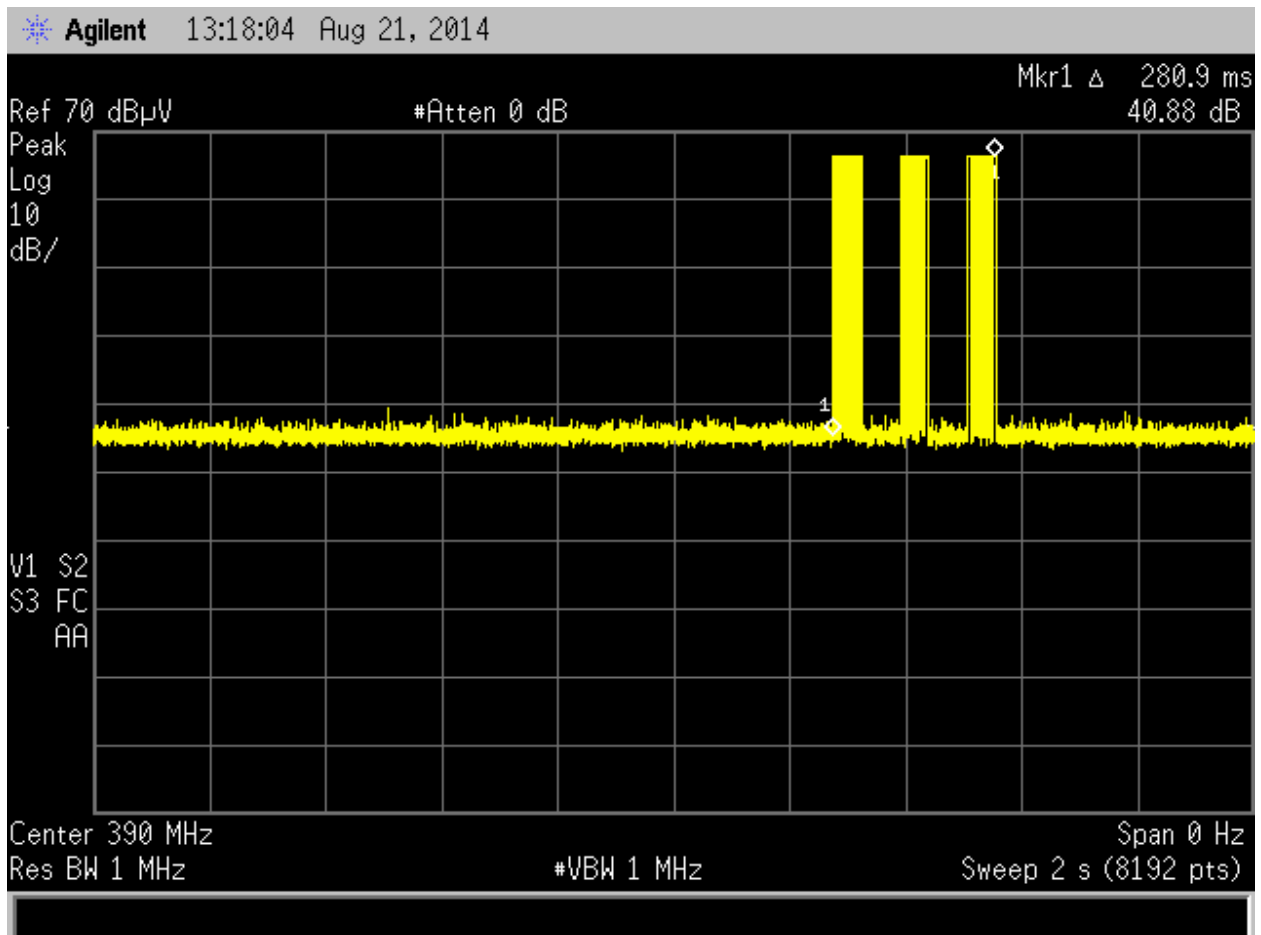
**Genie Company**

Three Button Remote Control 315390C3

Project Number:

6501-2

**Test Data: Deactivation Time 2 seconds, 390 MHz**



*This report shall not be reproduced, except in full, without the written approval of DTT, Inc.*

**DIVERSIFIED T.E.S.T. TECHNOLOGIES, INC. TEST REPORT**

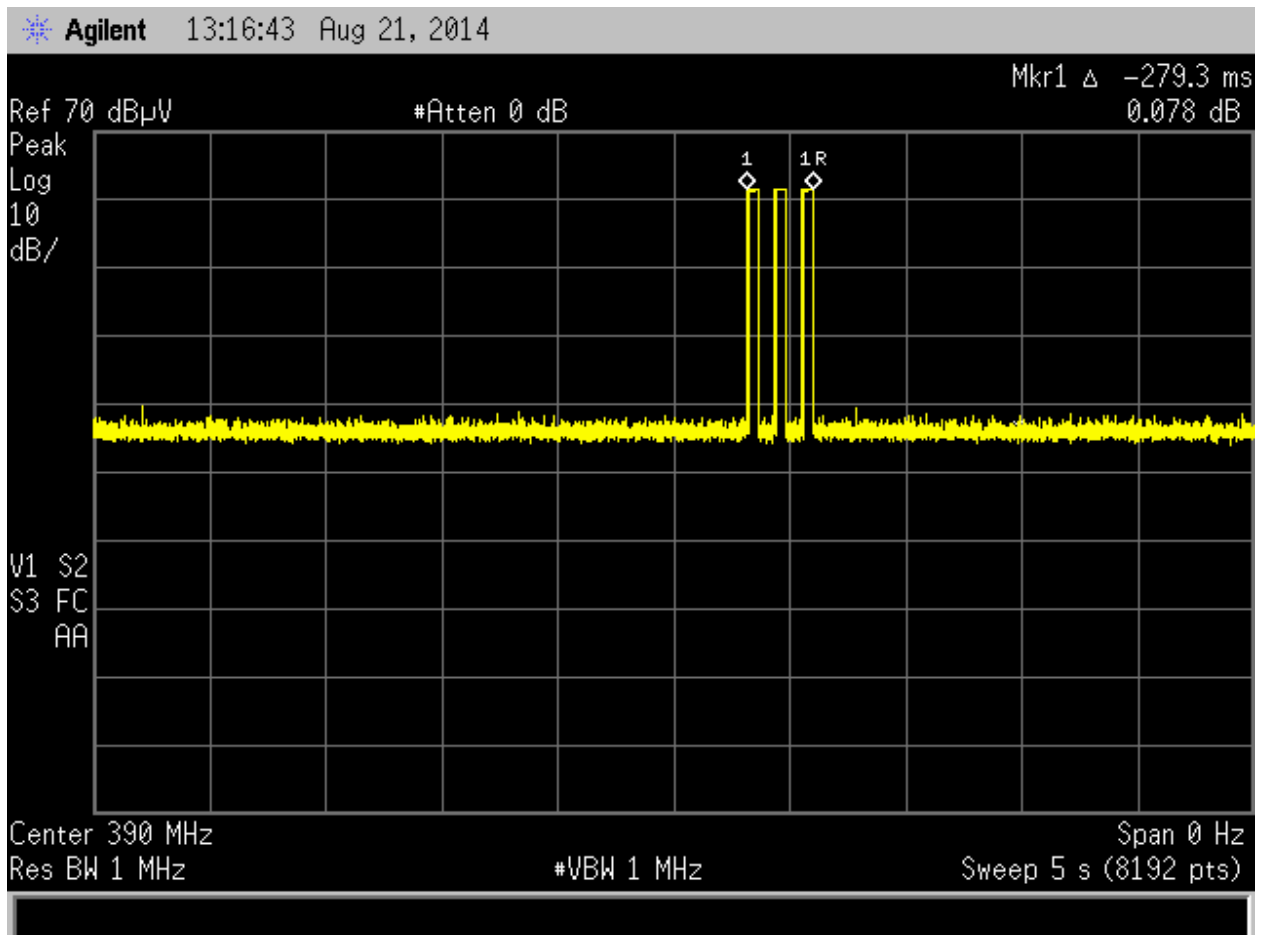
**Genie Company**

Three Button Remote Control 315390C3

Project Number:

6501-2

**Test Data: Deactivation Time 5 seconds, 390 MHz**



*This report shall not be reproduced, except in full, without the written approval of DTT, Inc.*

<b>DIVERSIFIED T.E.S.T. TECHNOLOGIES, INC. TEST REPORT</b>	
<b>Genie Company</b> Three Button Remote Control 315390C3	Project Number: 6501-2

## ***Radiated Emissions 15.231 (b)***

### **Minimum Standard:**

<b>Fundamental frequency (MHz)</b>	<b>Field strength of fundamental (microvolts/meter)</b>	<b>Field strength of spurious emissions (microvolts/meter)</b>
40.66-40.70	2,250	225
70-130	1,250	125
130-174	<sup>1</sup> 1,250 to 3,750	<sup>1</sup> 125 to 375
174-260	3,750	375
260-470	<sup>1</sup> 3,750 to 12,500	<sup>1</sup> 375 to 1,250
Above 470	12,500	1,250

Any emissions that fall within the restricted bands of 15.205 shall not exceed the following limits:

<b>Frequency (MHz)</b>	<b>Field Strength (μV/m @ 3m)</b>	<b>Field Strength (dB @ 3m)</b>
30-88	100	40.0
88-216	150	43.5
216-960	200	46.0
Above 960	500	54.0

## **Test Result: Complies, see table on next page.**

Above 1 GHz a spectrum analyzer is used to measure emission levels. The spectrum analyzer resolution bandwidth was set to 1 MHz and video bandwidth was set to 1 MHz.

# DIVERSIFIED T.E.S.T. TECHNOLOGIES, INC. TEST REPORT

**Genie Company**

Three Button Remote Control 315390C3

Project Number:  
6501-2

## Test Data: Radiated Emissions

Freq. (MHz)	Antenna Polarization	Meter Reading (dBuV)				LESS Duty Factor (dB)	ADD Cable Factor (dB)	ADD Antenna Factor (dB)	LESS 1 m to 3 m Distance Factor (dB)	Corrected Reading (dBuV/m)	FCC Spec Limit (dBuV/m)	Margin (dB)	Results	Comments
		X	Y	Z	Max									
315	H	53.8	38.96	43.1	53.8	-13.3	7.2	15.1	0.0	62.8	75.6	-12.8	Pass	
	V	31.72	49.56	49.3	49.6	-13.3	7.2	15.1	0.0	58.5	75.6	-17.1	Pass	
630	H	22.94	21.29	21.6	22.9	-13.3	12.4	19.7	0.0	41.8	55.6	-13.9	Pass	
	V	21.13	22.77	20.8	22.8	-13.3	12.4	19.7	0.0	41.6	55.6	-14.0	Pass	
945	H	21.72	21.1	21.7	21.7	-13.3	17.6	23.5	0.0	49.5	55.6	-6.1	Pass	Noise Floor
	V	21.35	21.6	21.8	21.8	-13.3	17.6	23.5	0.0	49.7	55.6	-6.0	Pass	Noise Floor
1260	H	34.3	28.49	30.5	34.3	-13.3	0.3	25.0	-9.5	36.8	55.6	-18.8	Pass	
	V	30.48	33.17	34.3	34.3	-13.3	0.3	25.0	-9.5	36.8	55.6	-18.8	Pass	
1575	H	30.75	31.16	31.0	31.2	-13.3	0.5	26.3	-9.5	35.2	54.0	-18.8	Pass	Noise Floor
	V	31.49	33.47	33.0	33.5	-13.3	0.5	26.3	-9.5	37.5	54.0	-16.5	Pass	
1890	H	31	31.42	31.2	31.4	-13.3	0.4	28.1	-9.5	37.1	55.6	-18.5	Pass	Noise Floor
	V	32.43	34.02	33.4	34.0	-13.3	0.4	28.1	-9.5	39.7	55.6	-15.9	Pass	
2205	H	31.01	31.16	31.9	31.9	-13.3	0.2	28.9	-9.5	38.2	54.0	-15.8	Pass	Noise Floor
	V	31.2	31.58	30.8	31.6	-13.3	0.2	28.9	-9.5	37.9	54.0	-16.1	Pass	Noise Floor
2520	H	32.27	33.71	34.4	34.4	-13.3	0.3	29.3	-9.5	41.2	55.6	-14.4	Pass	
	V	33.75	33.14	34.3	34.3	-13.3	0.3	29.3	-9.5	41.1	55.6	-14.5	Pass	
2835	H	31.56	31.74	34.0	34.0	-13.3	0.3	30.1	-9.5	41.6	54.0	-12.4	Pass	
	V	32.35	33.04	32.0	33.0	-13.3	0.3	30.1	-9.5	40.6	54.0	-13.4	Pass	
3150	H	31.44	31.87	31.0	31.9	-13.3	0.4	31.0	-9.5	40.5	55.6	-15.1	Pass	Noise Floor
	V	31.67	31.51	31.7	31.7	-13.3	0.4	31.0	-9.5	40.3	55.6	-15.3	Pass	Noise Floor
390	H	60.75	46	52.0	60.8	-12.9	9.5	15.8	0.0	73.2	79.2	-6.1	Pass	
	V	40.97	57.63	56.5	57.6	-12.9	9.5	15.8	0.0	70.0	79.2	-9.2	Pass	
780	H	28.09	21.62	26.3	28.1	-12.9	17.0	21.6	0.0	53.8	59.2	-5.4	Pass	
	V	22.05	24.3	21.6	24.3	-12.9	17.0	21.6	0.0	50.0	59.2	-9.2	Pass	
1170	H	31.33	30	30.2	31.3	-12.9	0.3	24.7	-9.5	33.9	54.0	-20.1	Pass	Noise Floor
	V	30.37	31.49	30.9	31.5	-12.9	0.3	24.7	-9.5	34.1	54.0	-19.9	Pass	Noise Floor
1560	H	34.21	30.9	31.5	34.2	-12.9	0.5	26.2	-9.5	38.5	54.0	-15.5	Pass	
	V	32.09	37.66	37.5	37.7	-12.9	0.5	26.2	-9.5	42.0	54.0	-12.0	Pass	
1950	H	34.07	41.23	37.1	41.2	-12.9	0.5	28.4	-9.5	47.7	59.2	-11.5	Pass	Noise Floor
	V	41.39	40.03	41.5	41.5	-12.9	0.5	28.4	-9.5	48.0	59.2	-11.2	Pass	Noise Floor
2340	H	31.86	31.5	31.8	31.9	-12.9	0.3	29.0	-9.5	38.8	54.0	-15.2	Pass	Noise Floor
	V	31.23	31.56	31.4	31.6	-12.9	0.3	29.0	-9.5	38.5	54.0	-15.5	Pass	Noise Floor
2730	H	33.7	36.51	35.7	36.5	-12.9	0.2	29.8	-9.5	44.1	54.0	-9.9	Pass	
	V	36.02	36.28	36.1	36.3	-12.9	0.2	29.8	-9.5	43.9	54.0	-10.1	Pass	
3120	H	35.71	41.4	38.6	41.4	-12.9	0.4	30.9	-9.5	50.3	59.2	-8.9	Pass	
	V	35.62	34.3	40.5	40.5	-12.9	0.4	30.9	-9.5	49.4	59.2	-9.8	Pass	
3510	H	30.82	32.38	30.7	32.4	-12.9	0.4	32.2	-9.5	42.6	54.0	-11.4	Pass	
	V	31.08	30.67	30.6	31.1	-12.9	0.4	32.2	-9.5	41.3	54.0	-12.7	Pass	Noise Floor
3900	H	30.66	32.96	33.3	33.3	-12.9	0.1	33.0	-9.5	44.0	54.0	-10.0	Pass	
	V	30.39	32.27	31.6	32.3	-12.9	0.1	33.0	-9.5	43.0	54.0	-11.0	Pass	

The EUT was tested on all three axis

The EUT was tested with fresh batteries

The spectrum was searched from 30 MHz to 6 GHz

*This report shall not be reproduced, except in full, without the written approval of DTT, Inc.*



**DIVERSIFIED T.E.S.T. TECHNOLOGIES, INC. TEST REPORT**

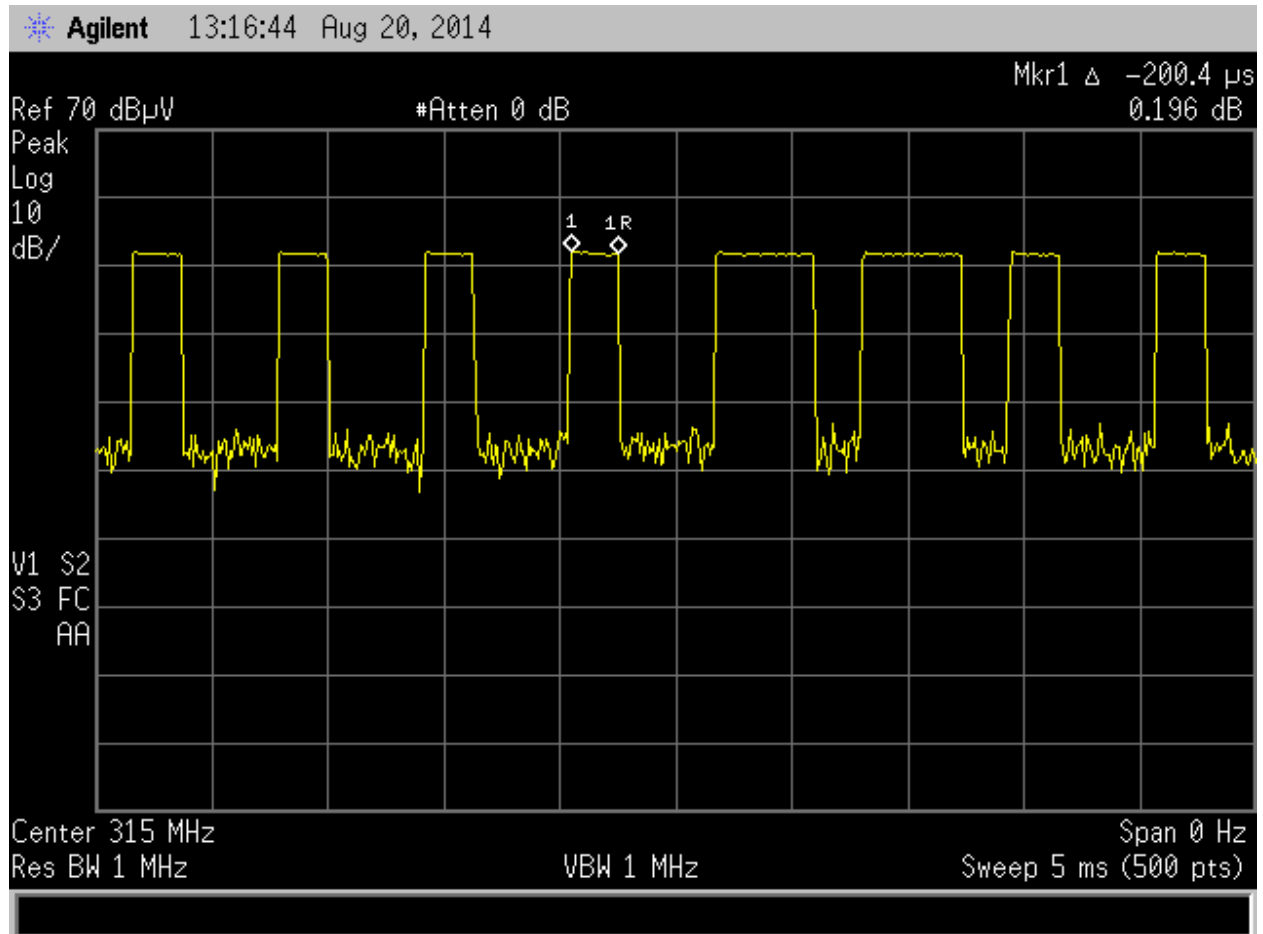
**Genie Company**  
Three Button Remote Control 315390C3

Project Number:  
6501-2

## ***Duty Cycle Correction***

### ***Narrow Pulses***

**315 MHz**



*This report shall not be reproduced, except in full, without the written approval of DTT, Inc.*

**DIVERSIFIED T.E.S.T. TECHNOLOGIES, INC. TEST REPORT**

**Genie Company**

Three Button Remote Control 315390C3

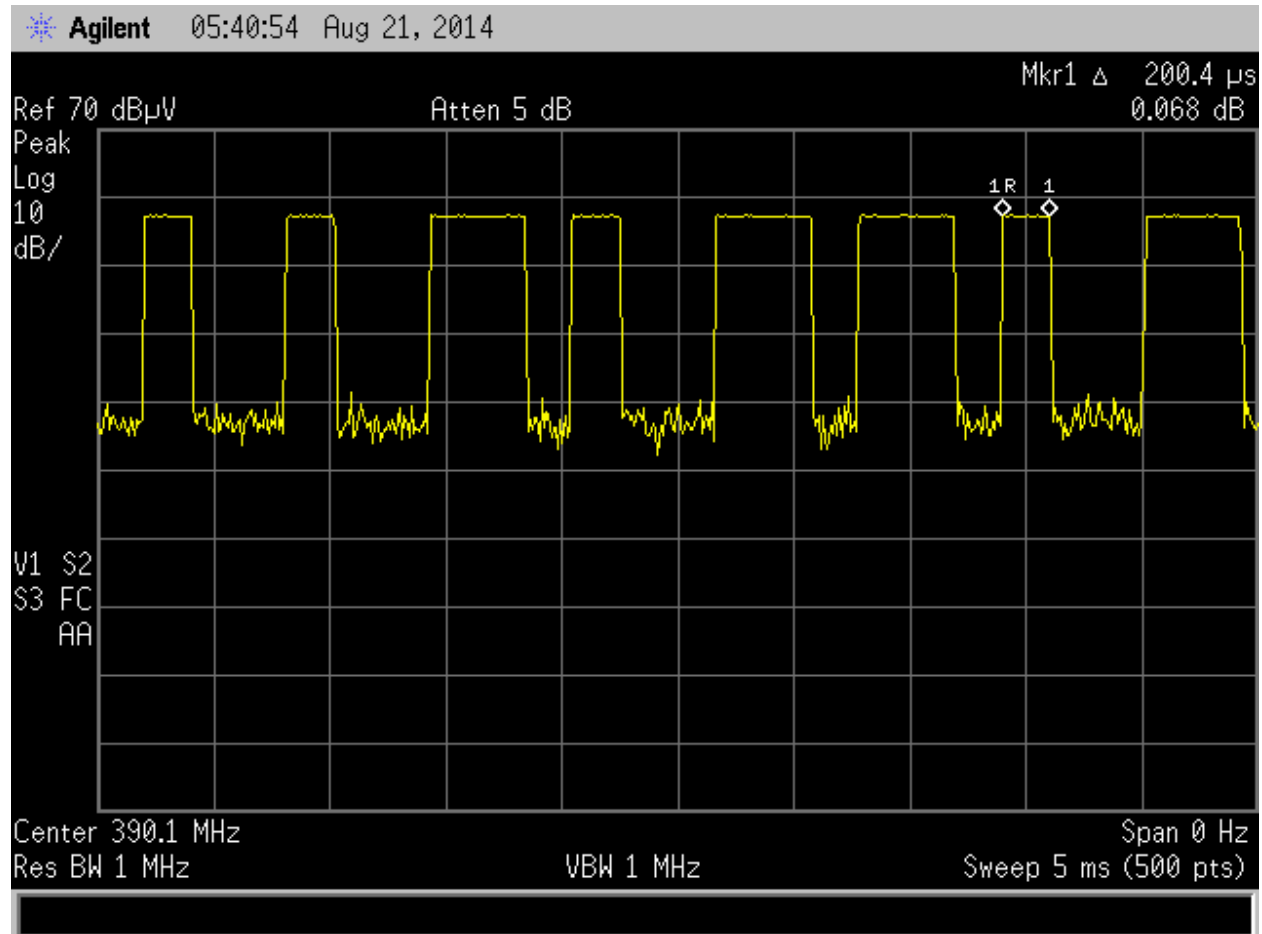
Project Number:

6501-2

## ***Duty Cycle Correction***

### ***Narrow Pulses***

**390 MHz**



*This report shall not be reproduced, except in full, without the written approval of DTT, Inc.*

**DIVERSIFIED T.E.S.T. TECHNOLOGIES, INC. TEST REPORT**

**Genie Company**

Three Button Remote Control 315390C3

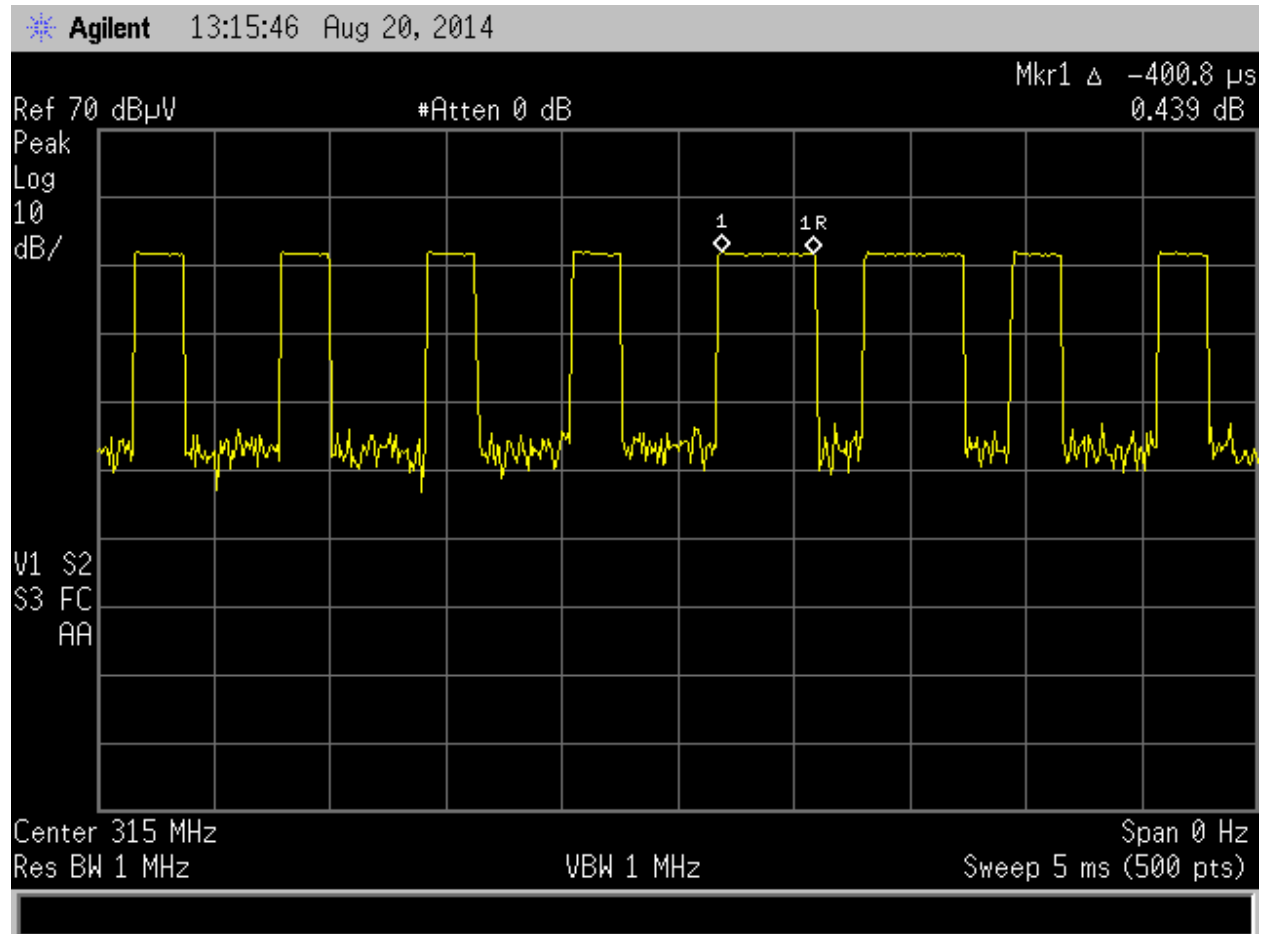
Project Number:

6501-2

## ***Duty Cycle Correction***

### ***Wide Pulses***

**315 MHz**



*This report shall not be reproduced, except in full, without the written approval of DTT, Inc.*

**DIVERSIFIED T.E.S.T. TECHNOLOGIES, INC. TEST REPORT**

**Genie Company**

Three Button Remote Control 315390C3

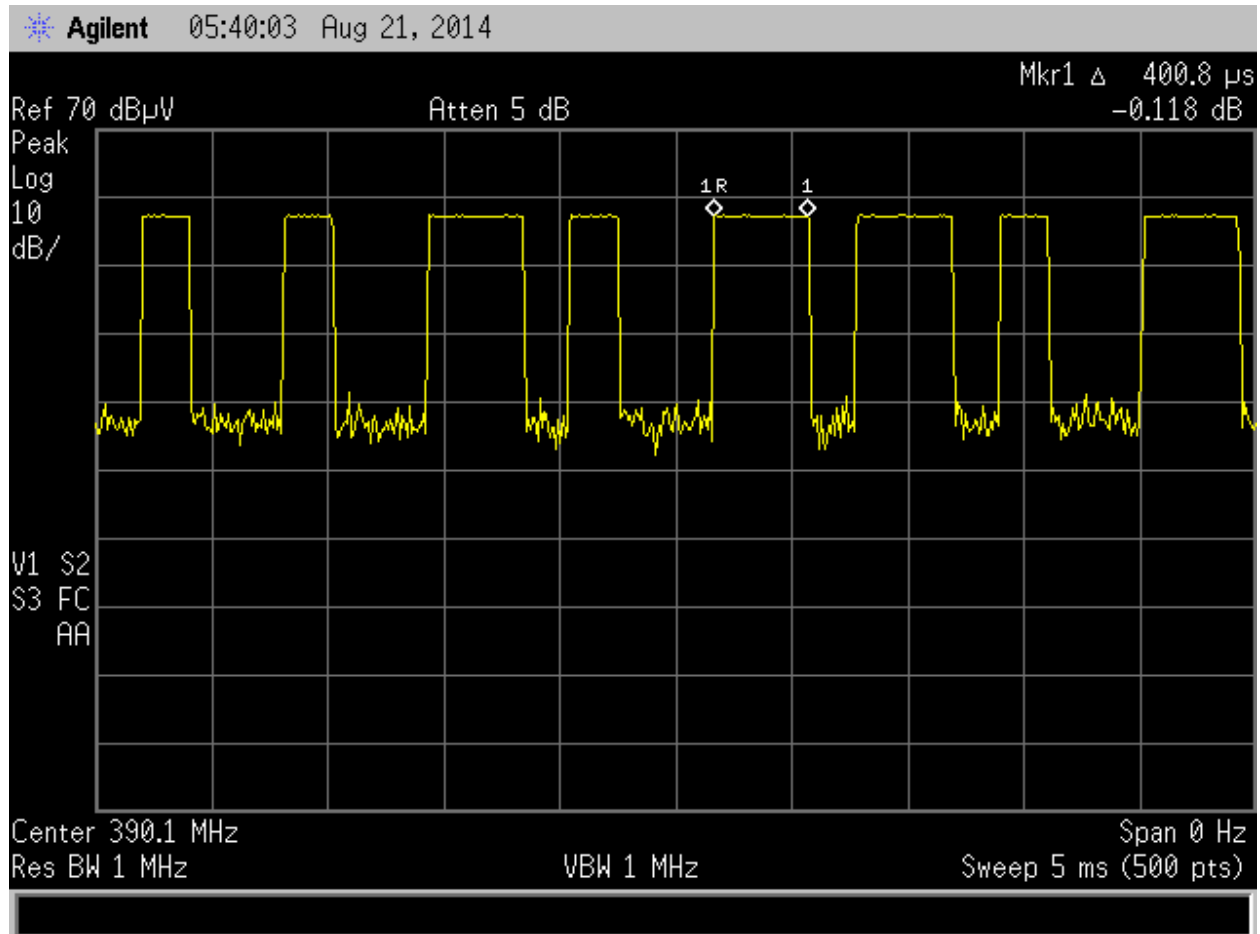
Project Number:

6501-2

## ***Duty Cycle Correction***

### ***Wide Pulses***

**390 MHz**



*This report shall not be reproduced, except in full, without the written approval of DTT, Inc.*

**DIVERSIFIED T.E.S.T. TECHNOLOGIES, INC. TEST REPORT**

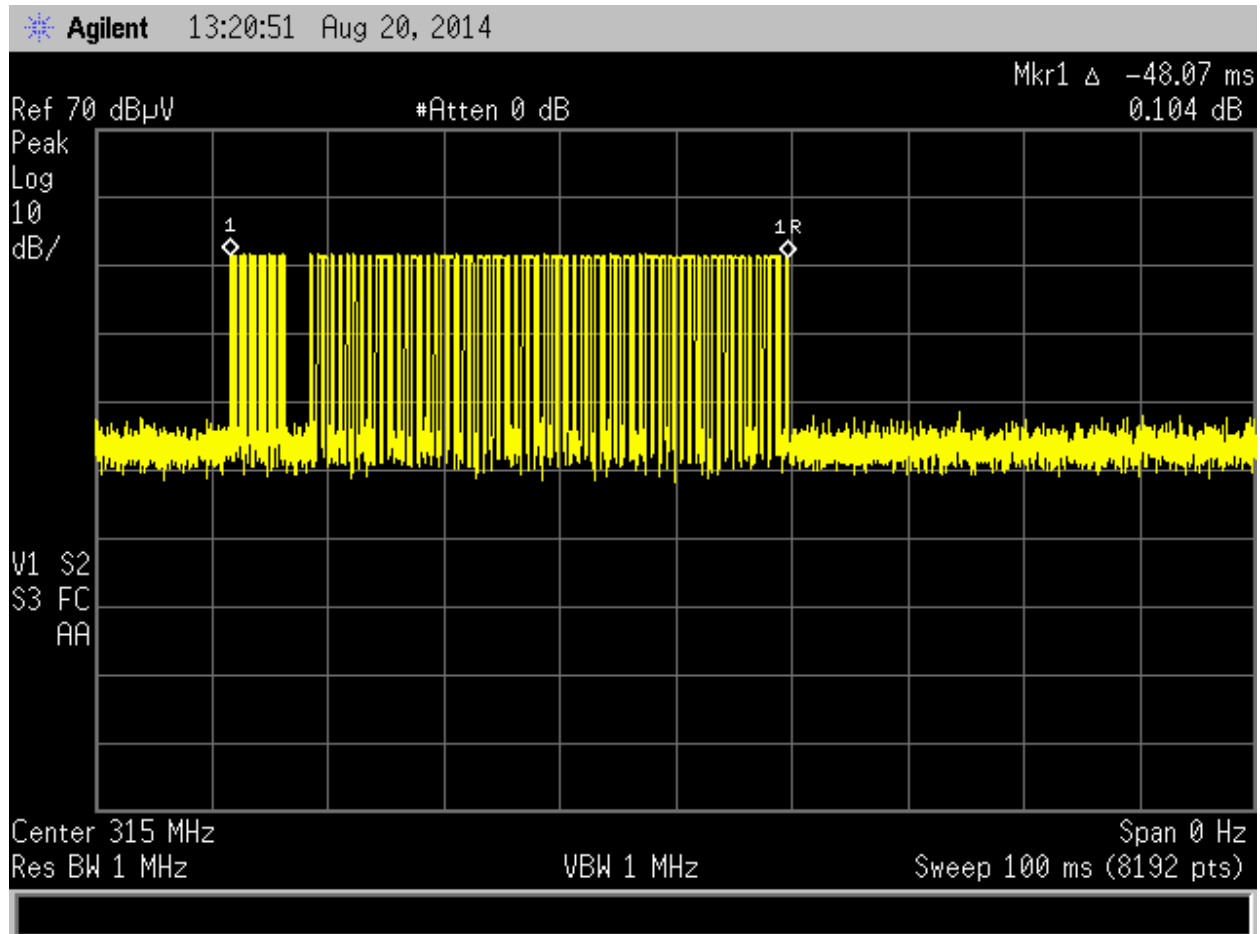
**Genie Company**  
Three Button Remote Control 315390C3

Project Number:  
6501-2

## ***Duty Cycle Correction***

***100 ms***

**315 MHz**



**DIVERSIFIED T.E.S.T. TECHNOLOGIES, INC. TEST REPORT**

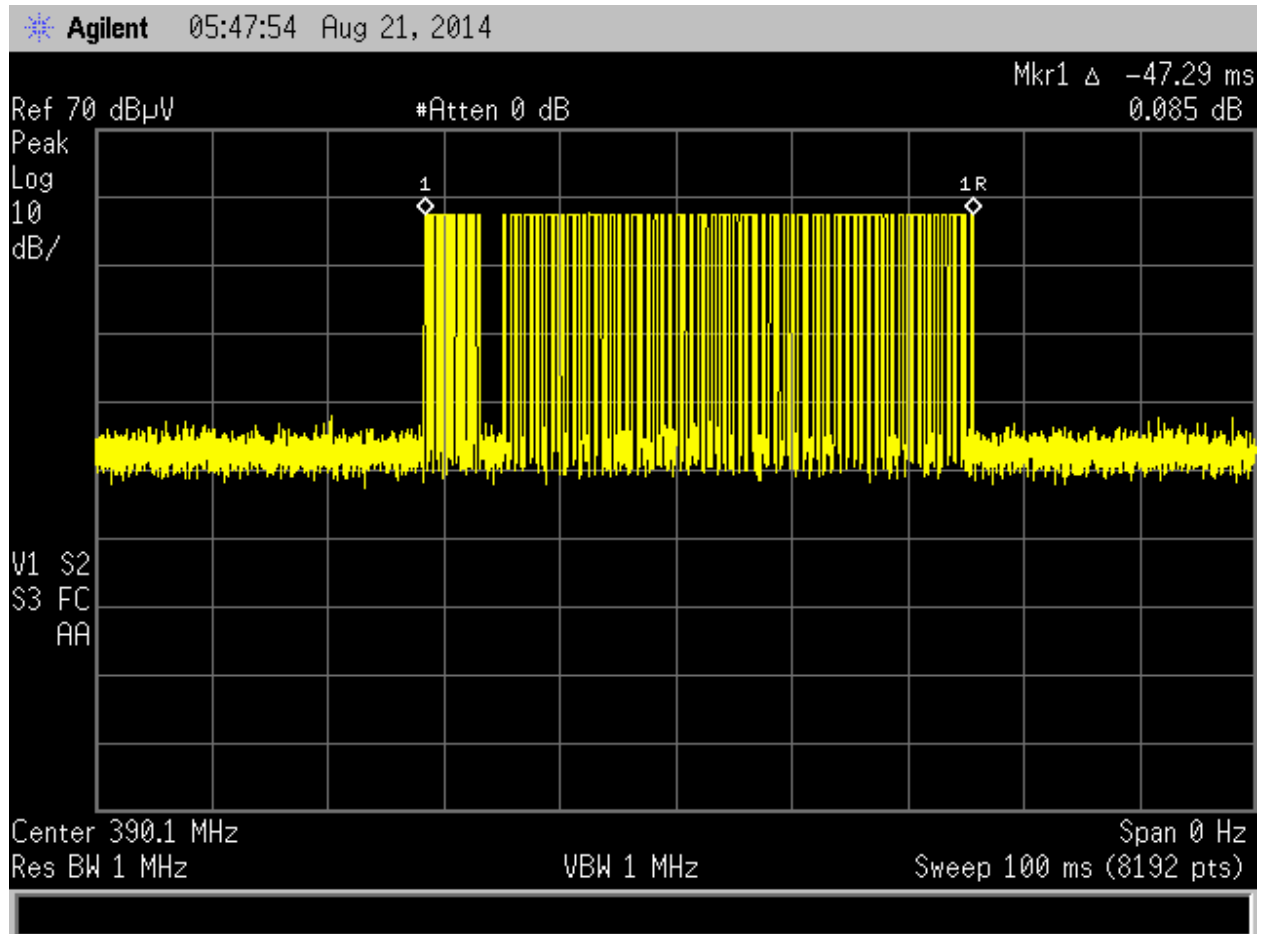
**Genie Company**  
Three Button Remote Control 315390C3

Project Number:  
6501-2

## ***Duty Cycle Correction***

***100 ms***

**390 MHz**



*This report shall not be reproduced, except in full, without the written approval of DTT, Inc.*

**DIVERSIFIED T.E.S.T. TECHNOLOGIES, INC. TEST REPORT**

**Genie Company**

Three Button Remote Control 315390C3

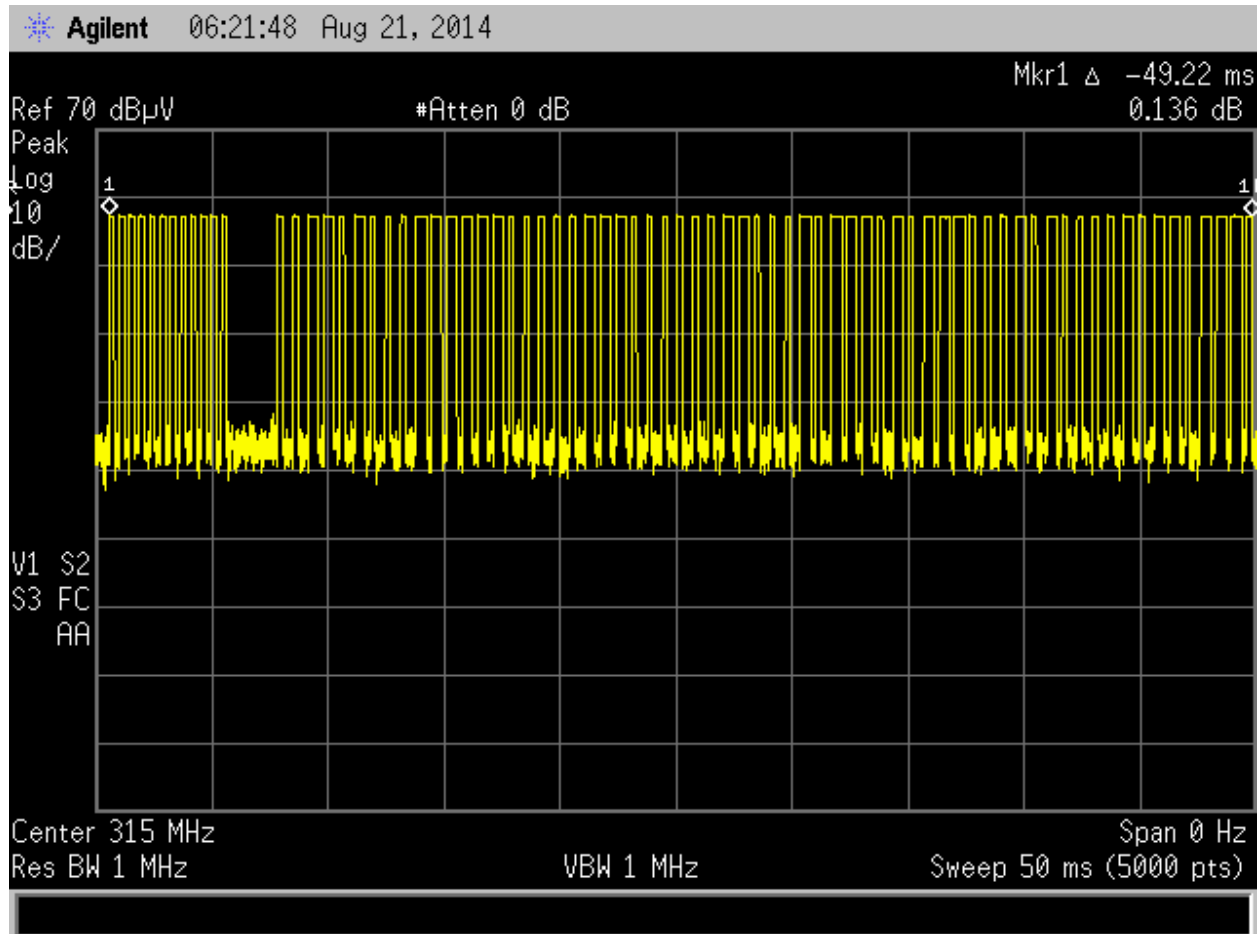
Project Number:

6501-2

## ***Duty Cycle Correction***

***50 ms***

**315 MHz**

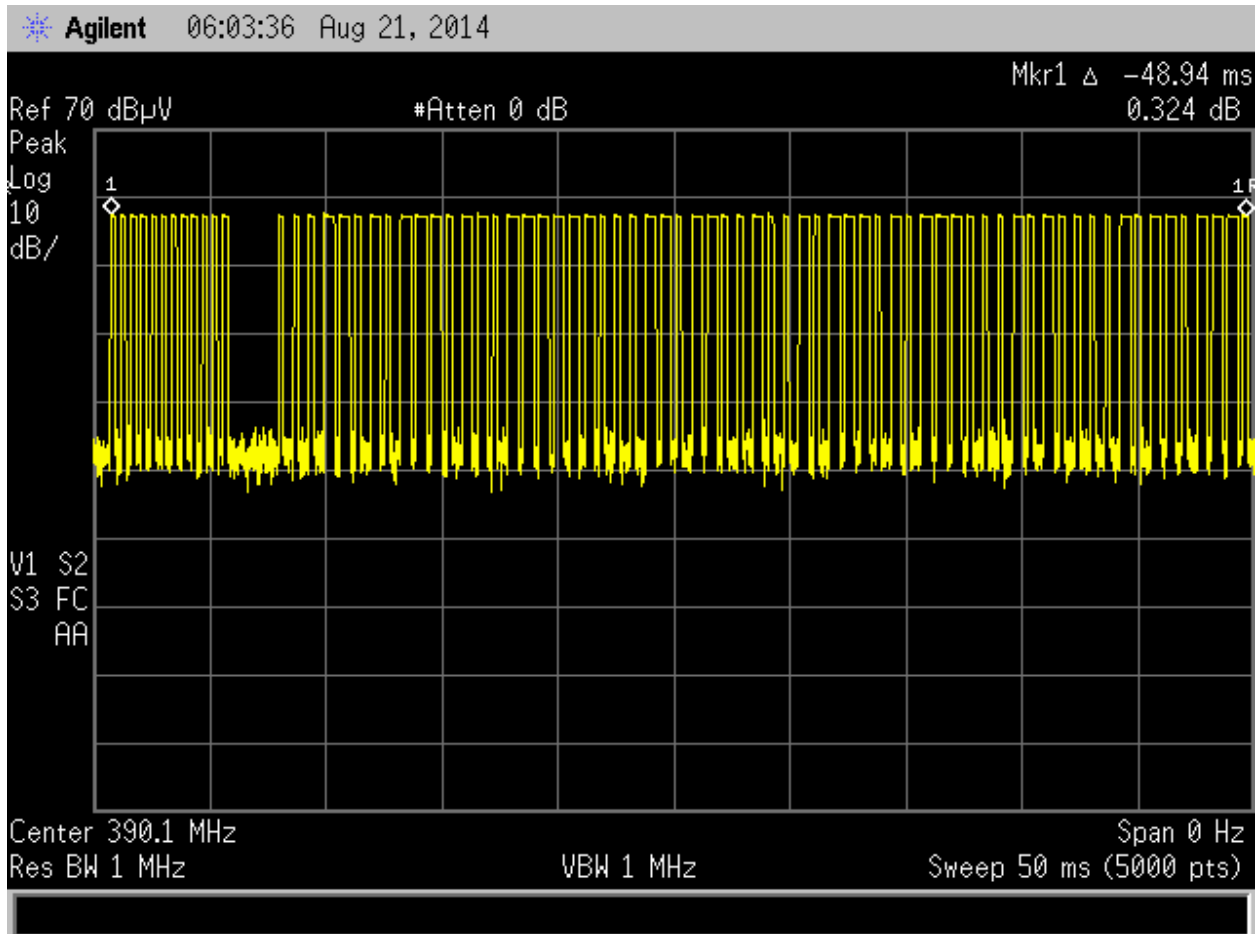


<i><b>DIVERSIFIED T.E.S.T. TECHNOLOGIES, INC. TEST REPORT</b></i>	
<b>Genie Company</b> Three Button Remote Control 315390C3	Project Number: 6501-2

## Three Button Remote Control 315390C3

6501-2

## 390 MHz





***DIVERSIFIED T.E.S.T. TECHNOLOGIES, INC. TEST REPORT***

**Genie Company**

Three Button Remote Control 315390C3

Project Number:

6501-2

***Duty Cycle Correction***

315 MHz Duty Cycle Correction

100 ms window

30 wide pulses ( $t = 12$  ms)

48 narrow pulses ( $t = 9.6$  ms)

21.6 ms total time on

$20 \cdot \log(22.6/100) = -13.3$  dB

390 MHz Duty Cycle Correction

100 ms window

35 wide pulses ( $t = 14$  ms)

43 narrow pulses ( $t = 806$  ms)

22.6 ms total time on

$20 \cdot \log(22.6/100) = -12.9$  dB

## DIVERSIFIED T.E.S.T. TECHNOLOGIES, INC. TEST REPORT

Genie Company

Three Button Remote Control 315390C3

Project Number:

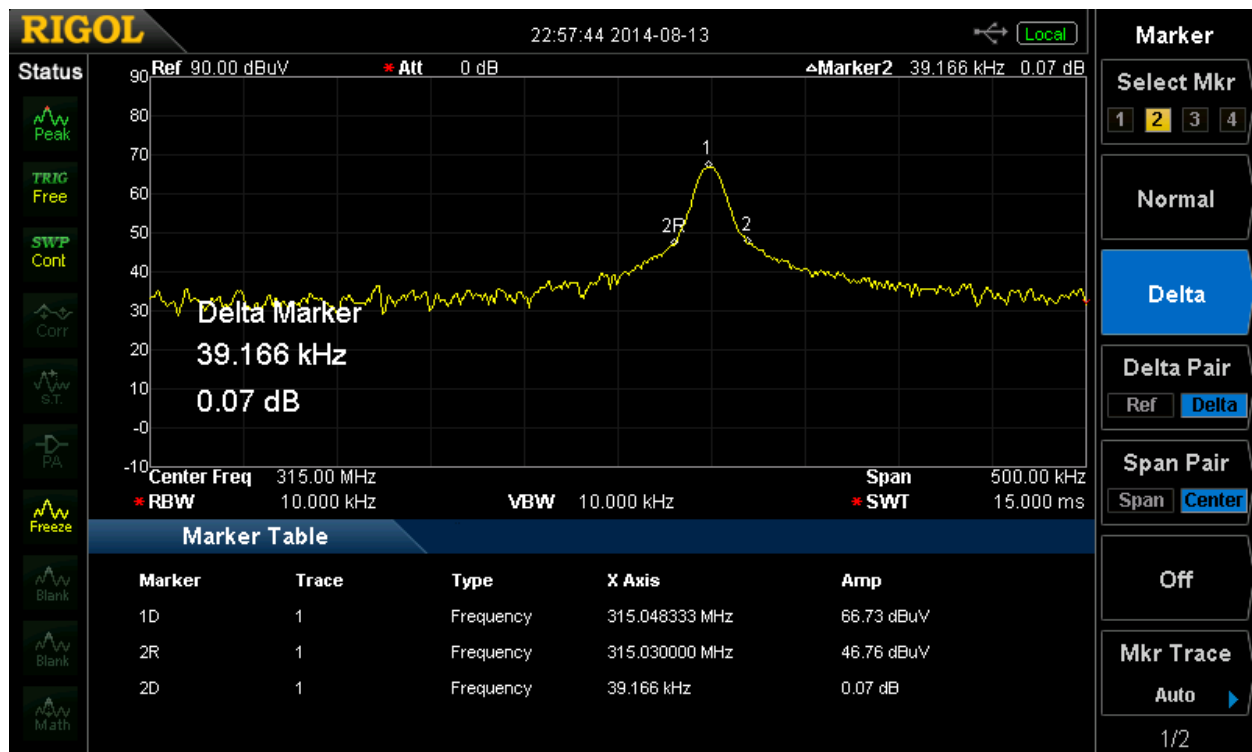
6501-2

### Occupied Bandwidth

#### Minimum Standard:

15.231 (c) The bandwidth of the emission shall be no wider than 0.25% of the center frequency for devices operating above 70 MHz and below 900 MHz. For devices operating above 900 MHz, the emission shall be no wider than 0.5% of the center frequency. Bandwidth is determined at the points 20 dB down from the modulated carrier.

#### Test Data - Occupied Bandwidth 315 MHz



This report shall not be reproduced, except in full, without the written approval of DTT, Inc.

## DIVERSIFIED T.E.S.T. TECHNOLOGIES, INC. TEST REPORT

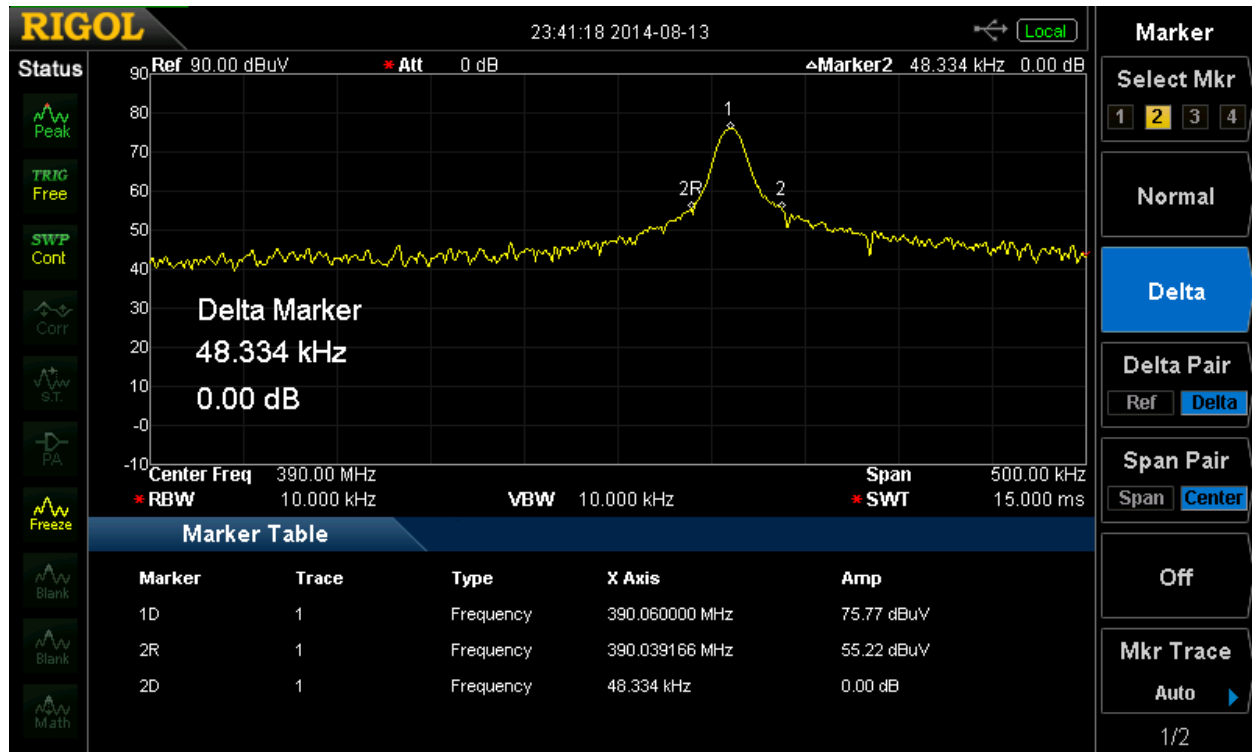
Genie Company

Three Button Remote Control 315390C3

Project Number:

6501-2

### Test Data - Occupied Bandwidth 390 MHz



This report shall not be reproduced, except in full, without the written approval of DTT, Inc.

**DIVERSIFIED T.E.S.T. TECHNOLOGIES, INC. TEST REPORT****Genie Company**

Three Button Remote Control 315390C3

Project Number:

6501-2

***Restricted Bands of Operation******15.205 Restricted bands of operation.***

(a) Except as shown in paragraph (d) of this section, only spurious emissions are permitted in any of the frequency bands listed below:

<b>MHz</b>	<b>MHz</b>	<b>MHz</b>	<b>GHz</b>
0.090-0.110	16.42-16.423	399.9-410	4.5-5.15
<sup>1</sup> 0.495-0.505	16.69475-16.69525	608-614	5.35-5.46
2.1735-2.1905	16.80425-16.80475	960-1240	7.25-7.75
4.125-4.128	25.5-25.67	1300-1427	8.025-8.5
4.17725-4.17775	37.5-38.25	1435-1626.5	9.0-9.2
4.20725-4.20775	73-74.6	1645.5-1646.5	9.3-9.5
6.215-6.218	74.8-75.2	1660-1710	10.6-12.7
6.26775-6.26825	108-121.94	1718.8-1722.2	13.25-13.4
6.31175-6.31225	123-138	2200-2300	14.47-14.5
8.291-8.294	149.9-150.05	2310-2390	15.35-16.2
8.362-8.366	156.52475-156.52525	2483.5-2500	17.7-21.4
8.37625-8.38675	156.7-156.9	2690-2900	22.01-23.12
8.41425-8.41475	162.0125-167.17	3260-3267	23.6-24.0
12.29-12.293	167.72-173.2	3332-3339	31.2-31.8
12.51975-12.52025	240-285	3345.8-3358	36.43-36.5
12.57675-12.57725	322-335.4	3600-4400	( <sup>2</sup> )
13.36-13.41			

*This report shall not be reproduced, except in full, without the written approval of DTT, Inc.*

<b>DIVERSIFIED T.E.S.T. TECHNOLOGIES, INC. TEST REPORT</b>	
<b>Genie Company</b> Three Button Remote Control 315390C3	Project Number: 6501-2

## ***Spurious Emissions***

### **Minimum Requirements:**

#### ***Radiated emission limits 15.109***

(a) Except for Class A digital devices, the field strength of radiated emissions from unintentional radiators at a distance of 3 meters shall not exceed the following values:

<b>Frequency of emission (MHz)</b>	<b>Field strength (microvolts/meter)</b>
30-88	100
88-216	150
216-960	200
Above 960	500

**Test Result:** Complies; highest spurious emission level recorded from 30 MHz - 6 GHz is 27.62 dBuV at 5.025 GHz.

15.209 Radiated emission limits; general requirements. (a) Except as provided elsewhere in this subpart, the emissions from an intentional radiator shall not exceed the field strength levels specified in the following table:		
Frequency (MHz)	Field strength (microvolts/meter)	Measurement distance (meters)
0.009-0.490	2400/F(kHz)	300
0.490-1.705	24000/F(kHz)	30
1.705-30.0	30	30
30-88	100**	3
88-216	150**	3
216-960	200**	3
Above 960	500	3

<b><i>DIVERSIFIED T.E.S.T. TECHNOLOGIES, INC. TEST REPORT</i></b>	
<b>Genie Company</b> Three Button Remote Control 315390C3	Project Number: 6501-2

## ***Radiated Emissions Test Data 15.109***

**Test Result: Complies, see attached data.**

23:09:28 SEP 14, 2014

GENIE ~~6498~~ <sup>6501</sup> 315390C3: R: ON: 3M: ANT: HOR

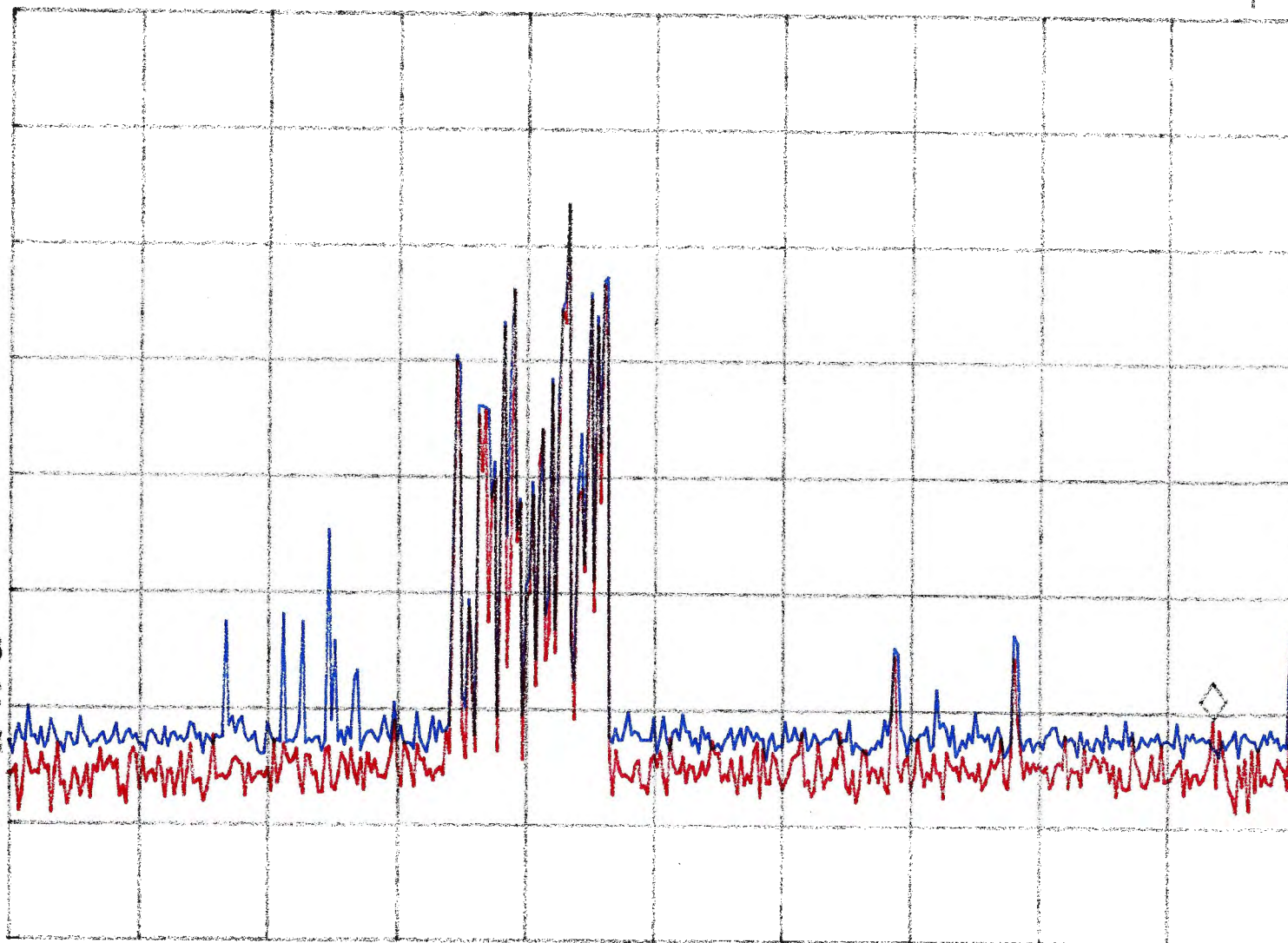
REF 80.0 dBμV #AT 0 dB

MKR 189.0 MHz

19.55 dBμV

PEAK  
LOG  
10  
dB/

VA VB  
SC FC  
CORR



START 30.0 MHz

#RES BW 120 kHz

STOP 200.0 MHz

VBW 300 kHz

SWP 35.4 msec

22: 44: 59 SEP 14, 2014

GENIE ~~6499~~ <sup>6501</sup> 315390C3: R: ON: 3M: ANT: VERT

MKR 137.5 MHz

REF 80.0 dB $\mu$ V

#AT 0 dB

20.05 dB $\mu$ V

PEAK

LOG

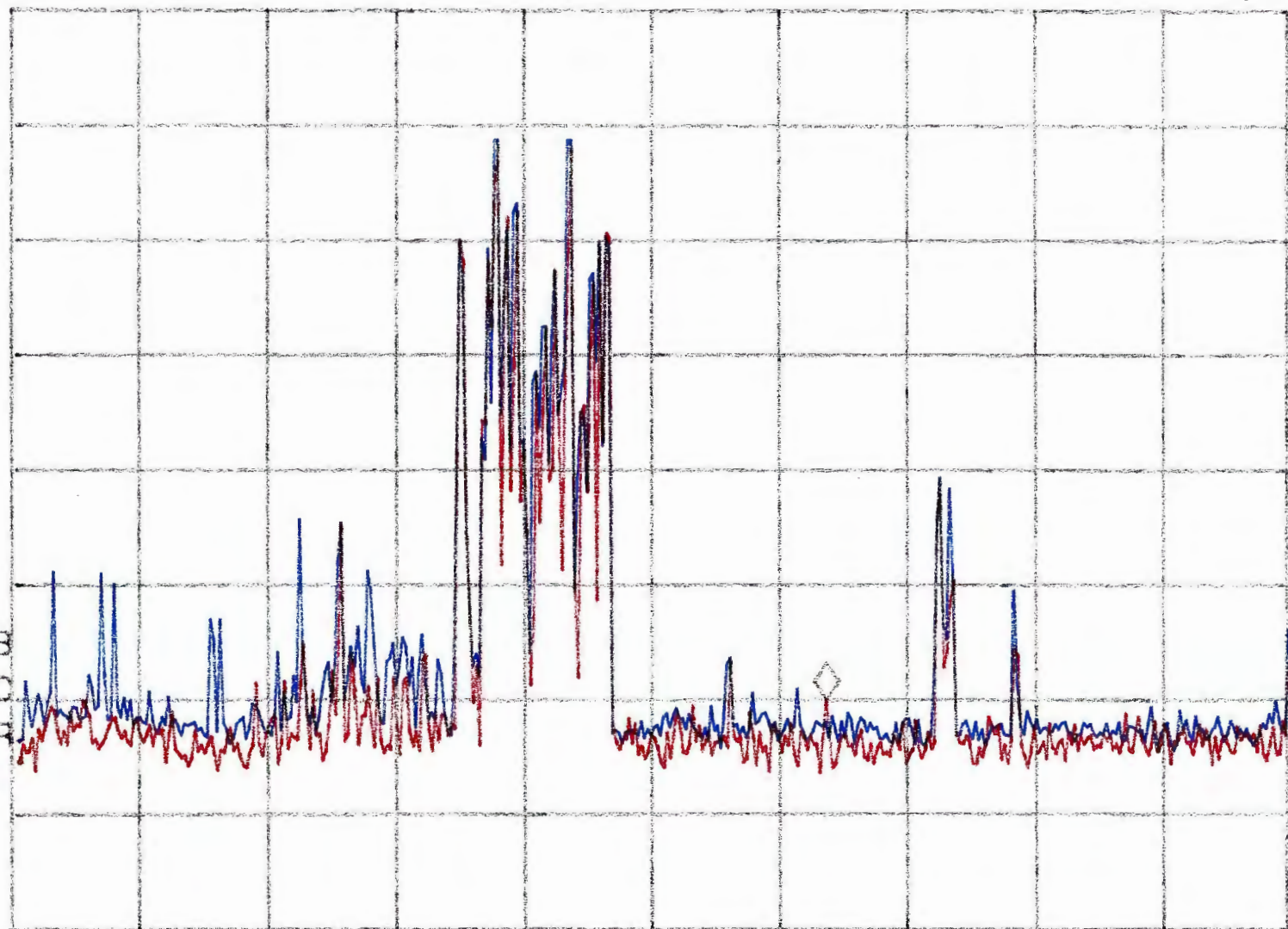
10

dB/

VA VB

SC FC

CORR



START 30.0 MHz

#RES BW 120 KHz

STOP 200.0 MHz

VBW 300 KHz

SWP 35.4 msec



23:31:59 SEP 14, 2014

GENIE ~~6400~~ <sup>6501</sup> 315390C3: R: ON: 3M: ANT: HOR

MKR 236.0 MHz

REF 80.0 dB $\mu$ V

#AT 0 dB

20.85 dB $\mu$ V

PEAK

LOG

10

dB/

Fundamental

VA VB  
SC FC  
CORR

START 200.0 MHz

#RES BW 120 kHz

STOP 1.0000 GHz

VBW 300 kHz

SWP 167 msec

23: 48: 56 SEP 14, 2014

GENIE ~~6493~~ <sup>6501</sup> 315390C3: R: ON: 3M: ANT: VERT

REF 80.0 dBμV #AT 0 dB

MKR 412.0 MHz

23.68 dBμV

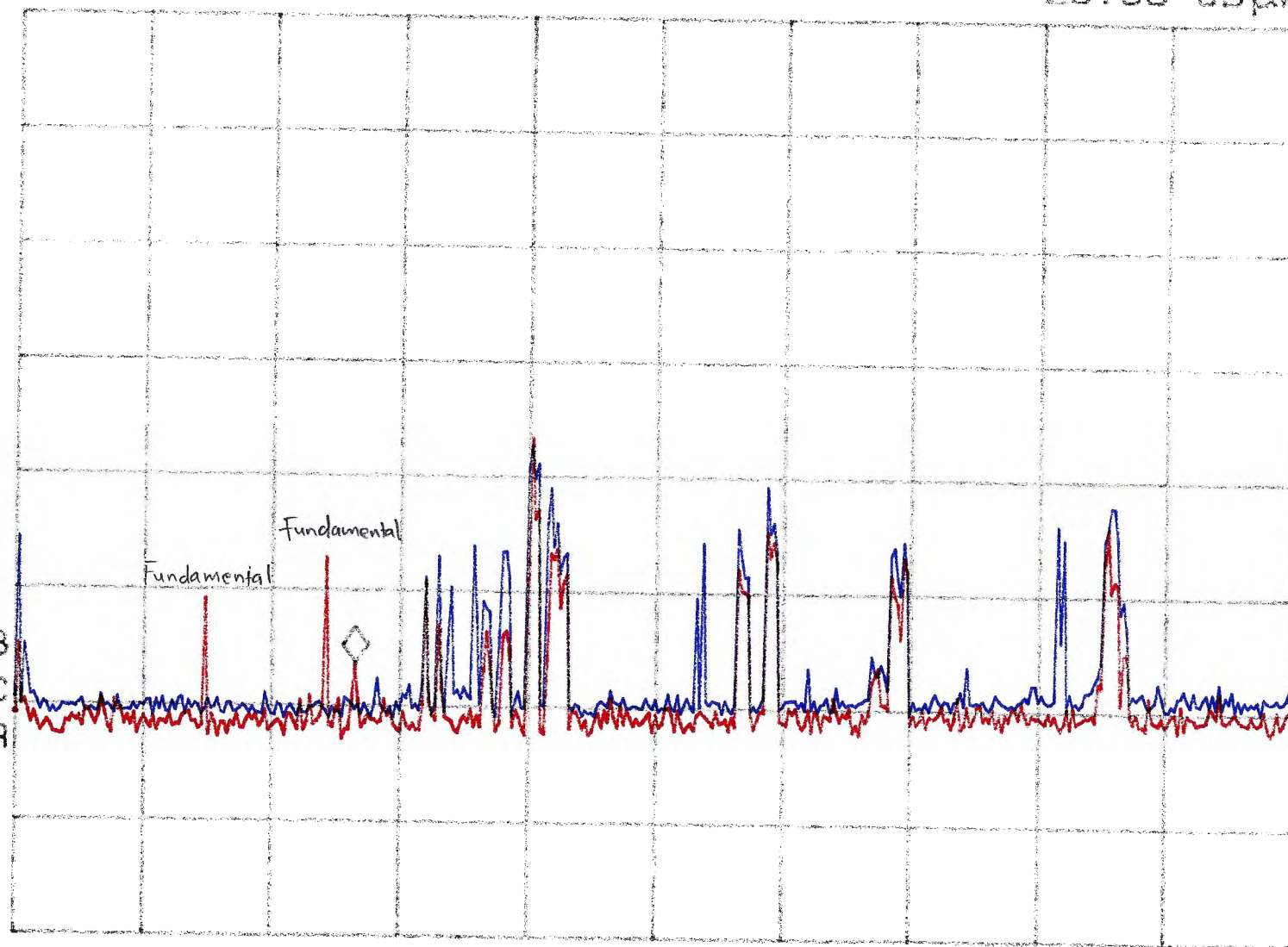
PEAK

LOG

10

dB/

VA VB  
SC FC  
CORR



START 200.0 MHz

#RES BW 120 KHz

VBW 300 KHz

STOP 1.0000 GHz

SWP 167 msec

02:06:59 SEP 11, 2014

GENIE ~~6493~~ <sup>6501</sup> 315390C3: R: ON: 3M: ANT: VER

MKR 1.205 GHz

REF 80.0 dBμV

#AT 0 dB

27.25 dBμV

PEAK

LOG

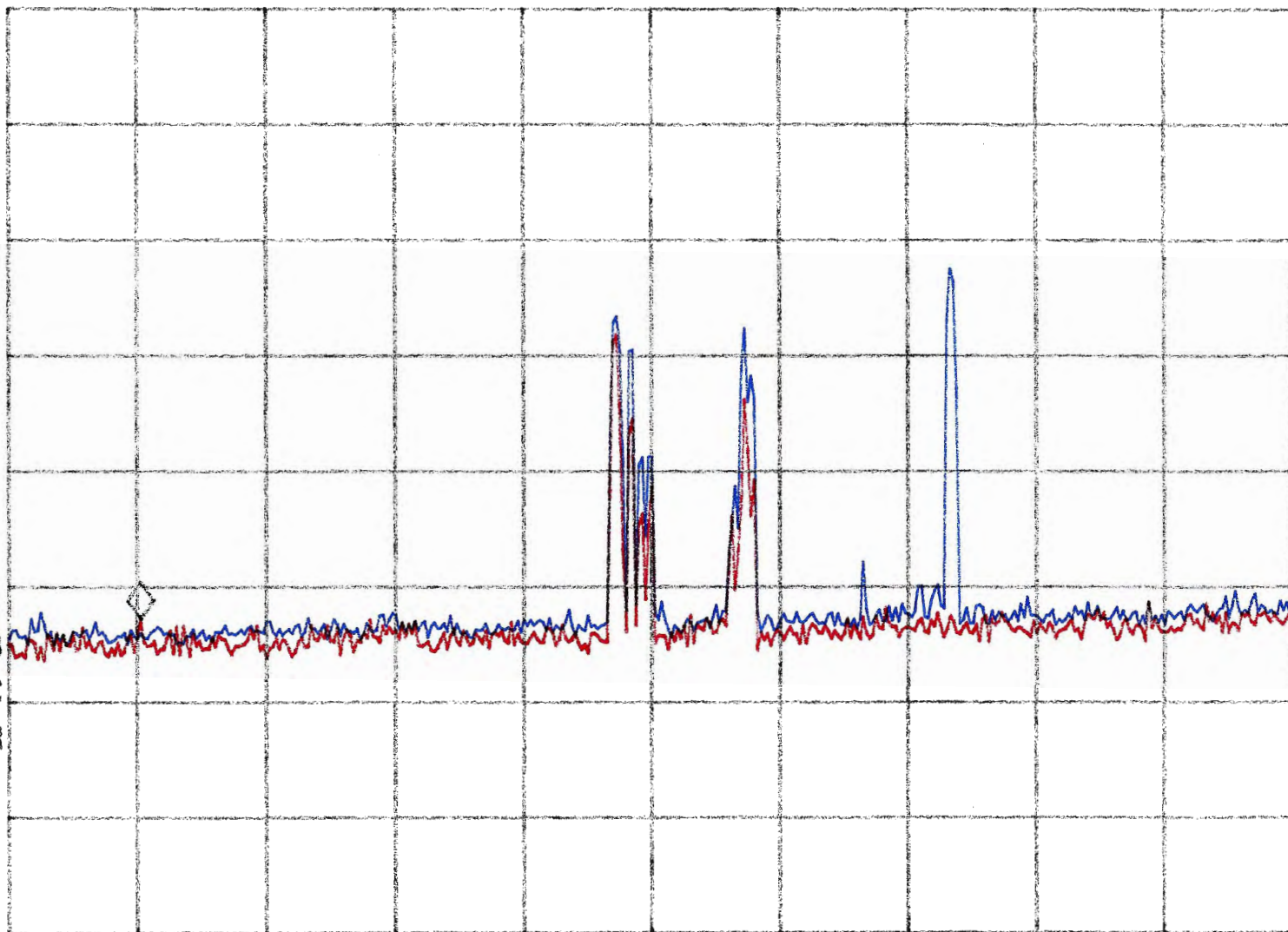
10

dB/

VA VB

SC FC

CORR



START 1.000 GHz

#RES BW 1.0 MHz

VBW 300 kHz

STOP 3.000 GHz

SWP 58.4 msec

01:53:08 SEP 11, 2014

GENIE ~~6493~~ <sup>6501</sup> 315390C3: R: ON: 3M: ANT: VER

MKR 5.025 GHz

REF 80.0 dBμV #AT 0 dB

27.62 dBμV

PEAK

LOG

10

dB/

VA VB

SC FC

CORR

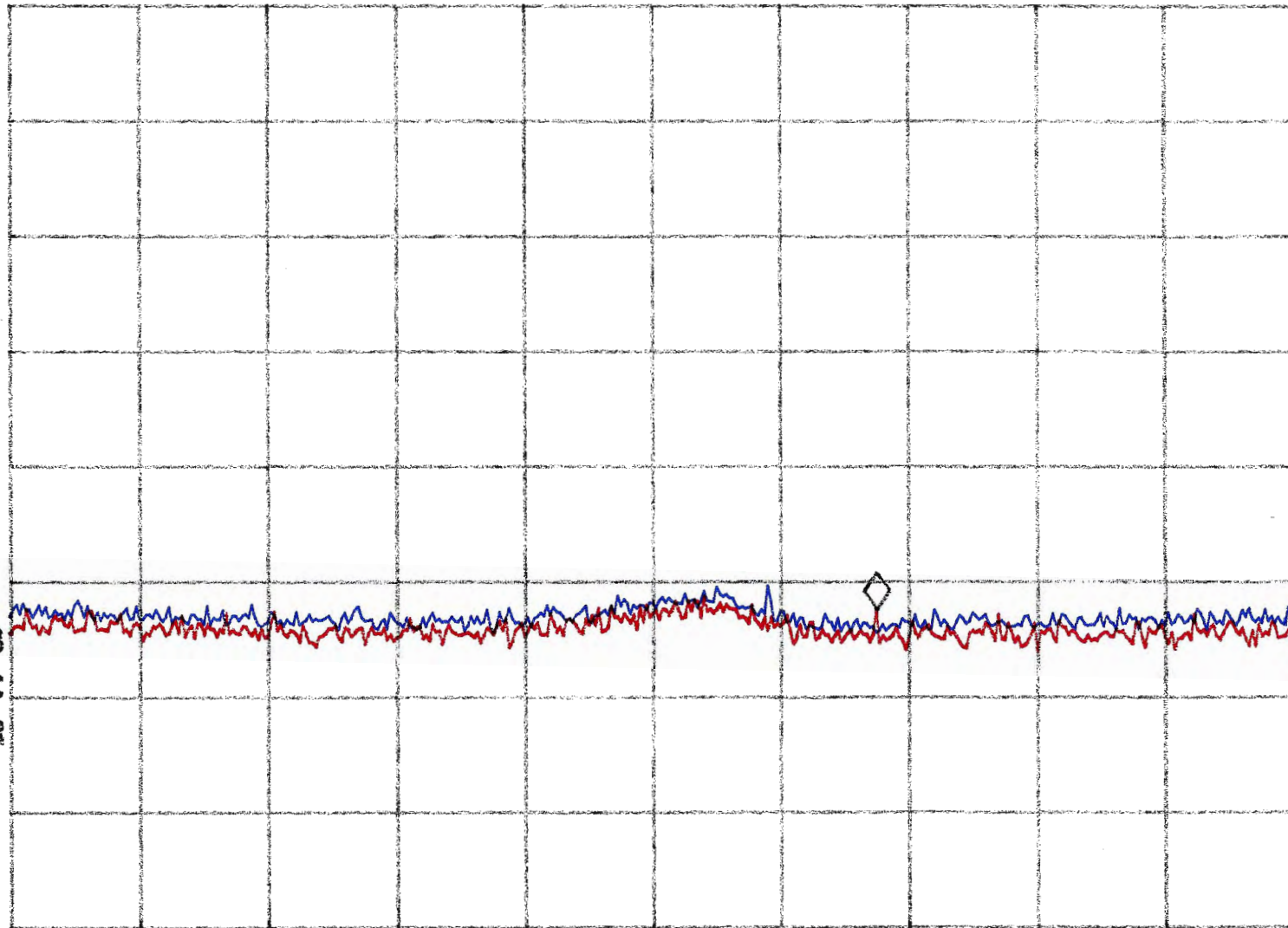
START 3.000 GHz

#RES BW 1.0 MHz

VBW 300 kHz

STOP 6.000 GHz

SWP 60.0 msec





01: 47: 25 SEP 11, 2014

GENIE ~~6493~~ <sup>6507</sup> 315390C3: R: ON: 3M: ANT: HOR

MKR 5.655 GHz

REF 80.0 dB $\mu$ V

#AT 0 dB

27.41 dB $\mu$ V

PEAK

LOG

10

dB/

VA VB

SC FC

CORR

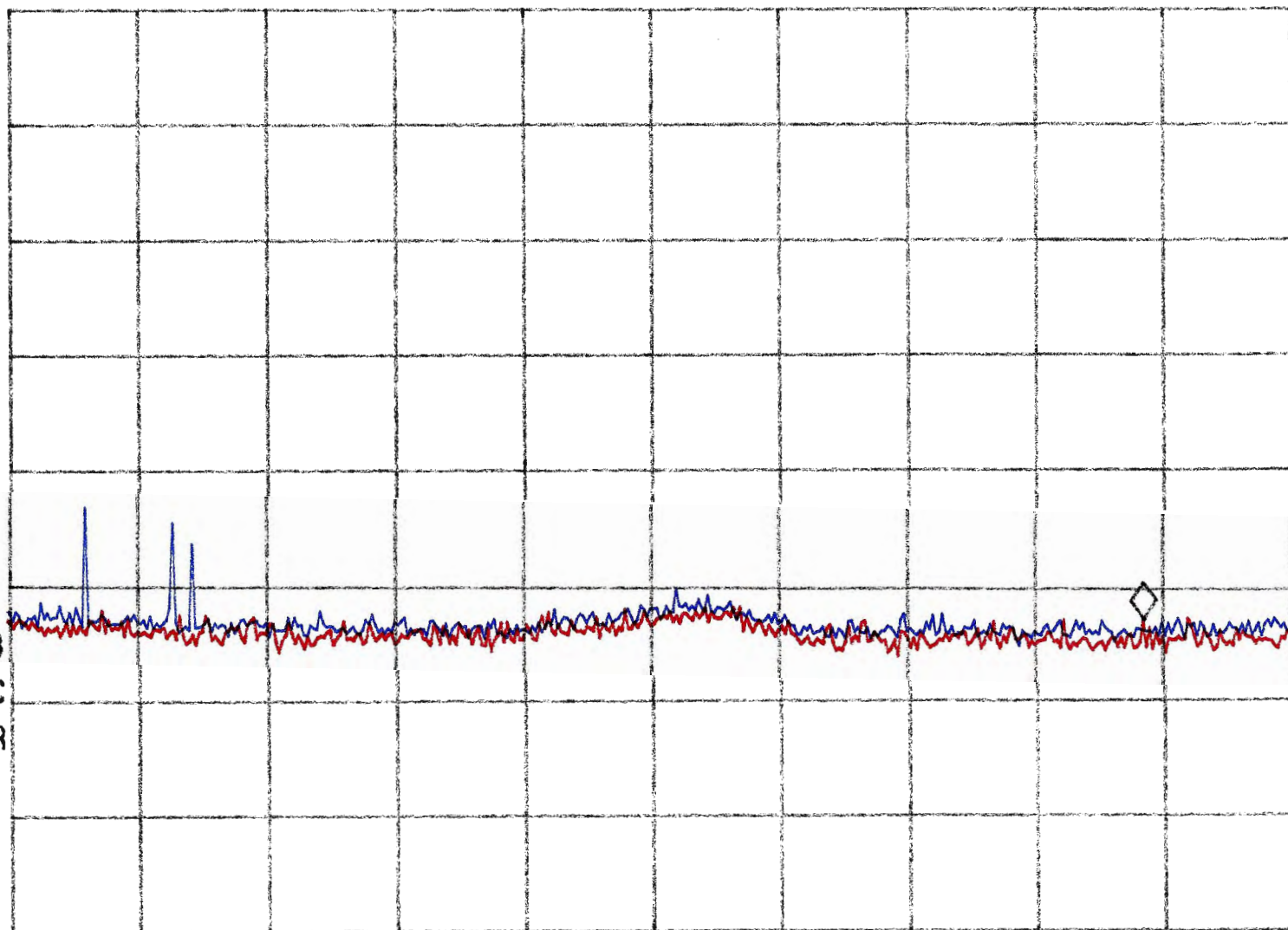
START 3.000 GHz

#RES BW 1.0 MHz

VBW 300 kHz

STOP 6.000 GHz

SWP 60.0 msec



23: 59: 42 SEP 10, 2014

hp GENIE <sup>6501</sup>~~6493~~ 315390C3: R: ON: 3M: ANT: HOR

MKR 1.175 GHz

REF 80.0 dBμV #AT 0 dB

27.50 dBμV

PEAK

LOG

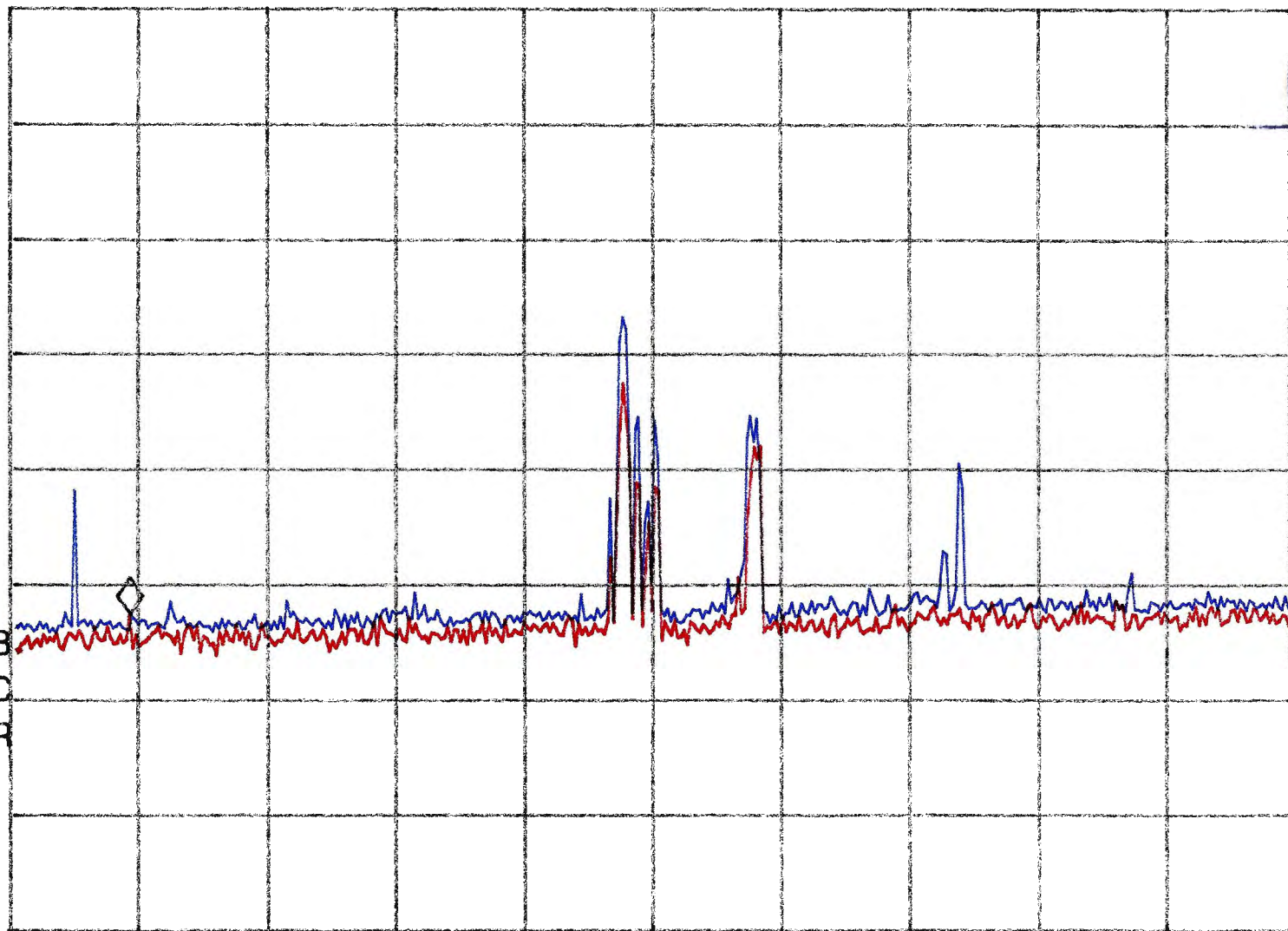
10

dB/

VA VB

SC FC

CORR



START 1.000 GHz

#RES BW 1.0 MHz

STOP 3.000 GHz

VBW 300 kHz

SWP 58.4 msec