

# Test Setup Photos

## EMI - Radiated Measurement Photos

Semi-anechoic Chamber #1

FCC	IC	Test Items	
15.205 / 209	6.2.1 / 6.3	General Field Strength Limits (Restricted Bands and Radiated Emission Limits)	Tx
15.205 / 209	6.2.1 / 7.3	General Field Strength Limits (Radiated Emission Limits)	Rx

### ThinkPad R50 Series



Front View




Rear View

## EMI - Conducted Measurement Photos

EMI conducted room (shield room)

FCC	IC	Test Items	
15.207	6.6	AC Wireline Conducted emissions	Tx
15.207	7.4	AC Wireline Conducted emissions	Rx

### ThinkPad R50 Series





## Conducted Measurement Photos

### EMI Semi-anechoic Chamber #1, Operation Room

FCC	IC	Measurement Items	
15.247(a)(2)	5.9.1	Bandwidth at 6 dB blow	Tx
15.247(b)(1)	6.2.2(o)(b)	Conducted Peak output power	
15.247(c)	5.9.1 6.2.2(o)(e1)	Out of Band Emissions (FCC/IC) Occupied BW, Bandwidth at 20 dB blow (IC)	
15.247(d)	6.2.2(o)(b)	Peak Power Spectral density	

### ThinkPad R50 Series



Antenna cable

