

kangaroo

Motion Sensor User Manual





HOW THIS WORKS

This is the Kangaroo Motion Sensor. It's a simple security system that will alert you when there are threats to your fortress (or your garage).

Once set up, connected and Armed, the system will monitor the space for motion and shoot an alert to your phone when it detects movement. Just connect it to your Wi-Fi, stick it on your wall and relish the peace of mind.

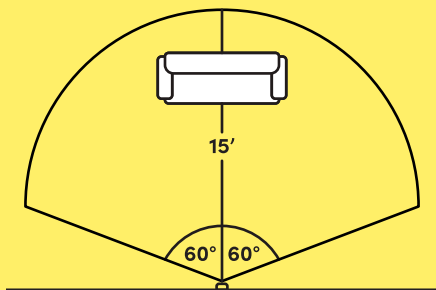


GET STARTED

Step 1

Download the iOS or Android
Kangaroo Security app

...that's it. Once you've got the app, you'll be
welcomed with a short setup walkthrough.




WHERE TO PUT IT

If you're a numbers person, our Motion Sensor monitors up to a 15' distance and in an arc 60° to the left & right

If you're not, just know that one sensor can generally cover a room, but can't detect through walls or doors.

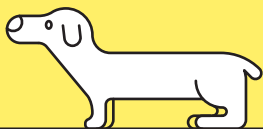
- Like anything sticky, our sensor adheres best to clean, dry surfaces.
- Its optimal post is facing entryways and pathways connected to entryways.
- The Motion Sensor is made for indoor use only.



WHERE NOT TO PUT IT

- Avoid placing behind doors or any kind of obstructions.
- Avoid placing near heaters, AC, and lamps as Motion Sensor detect changes in temperature.
- Don't place the sensor directly facing a window, as birds, cars or innocent pedestrians could trigger the sensor.
- If you have an acrobatic pet, avoid placing the Motion Sensor facing favorite perches of that pet.

False alarms suck. If you're getting them on the regular, try re-positioning based on the tips above. If you went by the book and are still getting them, contact us.



PET PARENTS

The Kangaroo Motion Sensor is designed to blatantly ignore your average-sized pets up to 2'4" (0.7m) tall.


If you are the parent of an above-average pet, don't fret. You can mount your sensor just a bit higher than advised.



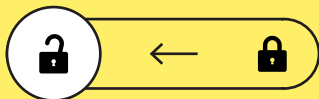
ARMING & DISARMING

The Kangaroo Motion Sensor is Armed and Disarmed using the Kangaroo Security app. When the system is Armed, it will notify you when it detects motion. When it is Disarmed, it will not.

Arm it when you leave.



Disarm it when you come home.





IN CASE OF MOTION ALERT

You will receive a notification and have the option to:

- Dismiss the alert & automatically Disarm the system.
- Chat with your roommates, family or neighbors to see what's up.
- Call your local emergency services*.

*If you have signed up for a plan with Professional Monitoring, alerts that are not tended to will be forwarded to our UL-certified monitoring center. A member of their team will then alert your local authorities for dispatch.

The Plans

Kangaroo offers contract-free, flexible monthly monitoring plans. You can choose to look out for yourself or have a professional monitoring service keep tabs for you. Find more details in the app or www.heykangaroo.com/pricing.

Professional Monitoring Learning Period

If you choose a plan with Professional Monitoring, you'll start with a 3-day learning period during which time our alarm monitoring station will not be notified of any alarms triggered by your system. This gives you a grace period to become familiar with your system and ensure it's in the best location.

Batteries

Your app will give you a heads up when your battery life is low. To change them out, just slide the front of the Motion Sensor upwards.

Any AA batteries will do the trick, but we especially recommend lithium AA. Alkaline batteries have a lifespan of up to 6 months, whereas lithium cells can last up to 2 years.

Troubleshooting

For connectivity, pairing and power issues:

- Ensure the device's batteries are working.
- Make sure the battery tab is removed and the batteries are aligned correctly.
- Reset the device by pressing the reset button for 10 seconds. The button is accessed by inserting a small object into the hole on the right side of the device.

If you are having another issue, visit our FAQ page at www.heykangaroo.com/support or contact us.

Specs

Color: White

Height: 3.55 in (9.0 cm)

Width: 1.55 in (3.9 cm)

Depth: 0.70 in (1.8 cm)

Weight: 2.37 oz (67.2g) with batteries

Battery: 2 x AA alkaline batteries (included).

Up to 2 year battery life.

Features:

- Detects motion up to 15' (4.6m) away
- Peel-and-stick installation. No hub required.
- Connects seamlessly to your home Wi-Fi network.
- Pet rejection for pets up to 2'4" (0.7m) tall.

Sensors:

- Motion sensing (120° field of view, up to 15ft away)
- Tamper detection

Lights:

- 1 x Blue status indicator LED

Product Requirements:

- Wi-Fi 802.11 a/b/g/n, 2.4GHz (WEP, WPA, or WPA2 encryption) compatible router.
- Mobile device with iOS 10.0 and above or Android 5.0 and above.
- Active Internet and cellular connections are required.
- Alarm monitoring service requires a Kangaroo Security subscription.
- Up to 20 Motion Sensors supported per home.

5 Year Worry-Free Warranty

Kangaroo warrants to you, the initial purchaser of the System, that the System will be free from defects in materials and workmanship under normal use and service for 5 years from the date that you purchase the product. For more information go to: heykangaroo.com/warranty

Contact Us



Call

800 371 0097



Chat

heykangaroo.com/support



Email

support@heykangaroo.com



Frequently Asked Questions

heykangaroo.com/support



heykangaroo.com

FCC STATEMENT :

This device complies with Part 15 of the FCC Rules. Operation is subject to the following two conditions:

- (1) This device may not cause harmful interference, and
- (2) This device must accept any interference received, including interference that may cause undesired operation.

Warning: Changes or modifications not expressly approved by the party responsible for compliance could void the user's authority to operate the equipment.

NOTE: This equipment has been tested and found to comply with the limits for a Class B digital device, pursuant to Part 15 of the FCC Rules. These limits are designed to provide reasonable protection against harmful interference in a residential installation. This equipment generates uses and can radiate radio frequency energy and, if not installed and used in accordance with the instructions, may cause harmful interference to radio communications. However, there is no guarantee that interference will not occur in a particular installation. If this equipment does cause harmful interference to radio or television reception, which can be determined by turning the equipment off and on, the user is encouraged to try to correct the interference by one or more of the following measures:

- Reorient or relocate the receiving antenna.

- Increase the separation between the equipment and receiver.

- Connect the equipment into an outlet on a circuit different from that to which the receiver is connected.

- Consult the dealer or an experienced radio/TV technician for help.

FCC Radiation Exposure Statement:

This equipment complies with FCC radiation exposure limits set forth for an uncontrolled environment. This equipment should be installed and operated with minimum distance 20cm between the radiator & your body.