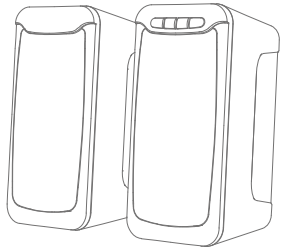
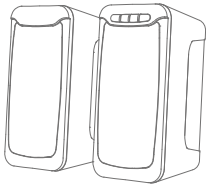


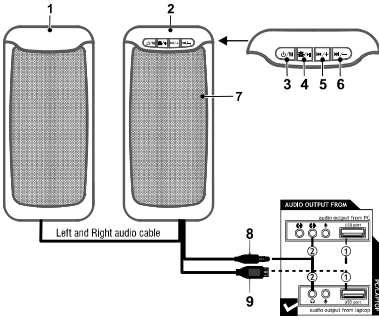



front side  
正面

back side  
反面

 <p><b>HAVIT</b></p> <p>SK755BT STEREO COMPUTER SPEAKER</p> <p><b>PRODUCT MANUAL</b></p>	<p><b>Packing list</b></p>  <p>Bluetooth speaker *1</p>  <p>User manual *1</p>  <p>Certificate of quality *1</p> <p>1</p>	<p><b>Product structure</b></p>  <p>1. Left speaker 2. Right speaker 3. Power &amp; mode switching ① Long press to turn on / off ② Short press Bluetooth / aux mode switch</p> <p>2</p>	<p>4. Light &amp; pause / play adjustment ① Short press light mode switch ② Long press pause / play</p> <p>5. Previous &amp; volume+ ① Long press previous song ② Short press volume+</p> <p>6. Next &amp; volume- ① Long press next song ② Short press volume-</p> <p>7. LED light effects</p> <p>8. 3.5mm audio jack: plug this jack into the audio output interface of your computer or laptop</p> <p>9. USB jack: 5V speaker input power Note: If the audio cable is connected to the computer or the mobile phone has current noise, please turn the audio cable head to adjust until there is no current noise.</p> <p><b>Bluetooth Mode</b> 1. After the speaker is powered on, long press the mode key to power on. The default mode of power on is aux mode. Short press to switch</p> <p>3</p>
<p>the Bluetooth / aux mode. Then open the Bluetooth device of the mobile phone or computer, search the corresponding Bluetooth device, name it "HAVIT SK755BT", and click connect. After pairing and connecting, there will be a prompt tone, you can play music</p> <p>2. After connecting with mobile phone once, Bluetooth has memory function. After turning on the Bluetooth of mobile phone, it can connect automatically or manually according to different types of mobile phones. If it needs to be disconnected, the Bluetooth settings can be disconnected through the mobile phone.</p> <p>3. Insert aux in and press mode briefly to switch to aux mode.</p> <p><b>Specification:</b> Bluetooth version: V5.0 Output power: 5W*2 Speaker : 52mm*2 Impedance : 4Ω Frequency response : 60Hz-20KHz Product Size: 80*115*174mm*2 support: BT,AUX IN Plug: USB 5V + 3.5MM</p> <p>4</p>	<p><b>Warnings:</b> 1. Please follow the instruction to operate. 2. Please do not use this product in the near water. Do not immerse this product in any liquid or splash any liquid on this product. 3. Please store or use the product in a normal temperature environment. 4. Please keep the product from heat source, such as radiators, hot air regulators, stoves, or other heat generating instruments. As it is not anti-high temperature. 5. In order to protect your hearing and extend the speaker service life, it is not recommended to adjust the volume to the maximum level for a long time. 6. Whatever reasons damage the product, please feel free to contact our after-sales staff in time rather than repair by yourself. Otherwise, you will accept without after-sales service.</p> <p>5</p>	<p><b>FCC WARNING</b> This device complies with part 15 of the FCC Rules. Operation is subject to the following two conditions: (1) this device may not cause harmful interference, and (2) this device must accept any interference received, including interference that may cause undesired operation. Any changes or modifications not expressly approved by the party responsible for compliance could void the user's authority to operate the equipment. NOTE: This equipment has been tested and found to comply with the limits for a Class B digital device, pursuant to Part 15 of the FCC Rules. These limits are designed to provide reasonable protection against harmful interference in a residential installation. This equipment generates, uses and can radiate radio frequency energy and, if not installed and used in accordance with the instructions, may cause harmful interference to radio communications. However, there is no guarantee that interference will not occur in a particular installation. If this equipment does cause harmful interference to radio or television reception, which can be determined by turning the equipment off and on, the user is encouraged to try to correct the interference by one or more of the following measures: -- Reorient or relocate the receiving antenna. -- Increase the separation between the equipment and receiver. -- Connect the equipment into an outlet on a circuit different from that to which the receiver is connected. -- Consult the dealer or an experienced radio/TV technician for help.</p> <p>6</p>	 <p>www.havit.hk</p>

材质：128g双铜纸过哑胶双面印刷, 风琴折

Material : 128g double copper paper Matt finish + 2 sides printing Accordion fold

印刷色号(Printing color number): C:0 M:0 Y:0 K:70

尺寸(Size): 55 X 77 mm