

Welcome

Thank you for purchasing our product. We recommend you use it with the supporting app to learn more about maintaining a healthy smile.

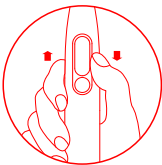
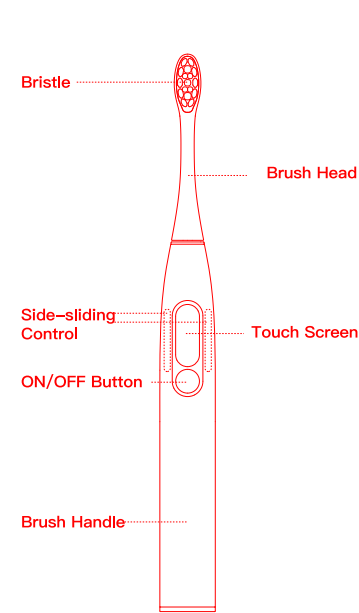
Important Safety Tips

- It is recommended that this toothbrush be used only by a person over 12 years old.
- It is normal to feel slightly uncomfortable when the toothbrush is used for the first time.
- The toothbrush can only be used with Oclean special heads. We will not bear any responsibility due to the use of any third-party accessory.
- This toothbrush is intended for personal brushing only. It is not recommended that the toothbrush be shared with others.
- Avoid exposing the toothbrush to direct sunlight. Please power off the charging holder when it is not in use and before cleaning it.

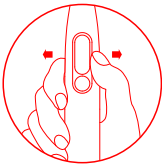
Not recommended for use

- Individuals who have recently undergone oral surgery. It is recommended that consumers with oral disease, such as dental cavities, periodontal (gum) disease, oral cancer, oral infectious diseases, consult with a dentist before using this toothbrush.
- Individuals with mental and/or physical disabilities should only be used under supervision.
- People who have mouth diseases, loose false teeth or gums with hemorrhage.
- People with sensitive and susceptible oral cavity, they should consult a professional dentist before using this product.
- * The toothbrush is not suitable for people with reduced mental and physical capabilities. Not suitable for infant and children under the age of 12. Children who use this product should be strictly supervised by an adult.

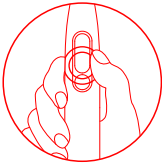
- **Direct Use without App Settings**
You can also use the toothbrush without connecting to the app. It has a touchscreen display and an ON/OFF button. It offers touch control via the touch-sensitive screen.
- **Awake and Automatic Sleep**
The toothbrush can be turned on by pressing the ON/OFF button. When the toothbrush is not in use for 15s, it will automatically enter the sleep mode.
- **Default Brushing Plan & Direct Brushing**
Press the ON/OFF button again after the toothbrush is awakened, it will start working with the default "Standard Cleaning" and lasts for two minutes.
- **Change Brushing Area**
When the toothbrush is working, there will a reminder with vibration prompting the user to change the brushing area every 30 seconds.
- **AI Frequency Reduction for Overpressure**
If the toothbrush is working under considerable force (manually setting the force at level 24 or higher) and the user is pressing too hard while brushing. The toothbrush will automatically reduce its operating frequency in order to protect the enamel and gums. You can turn this function on or off in the app.
- **Brushing Performance**
After brushing, the display will show the effective brushing time, the brushing scores and the tips of the brushing area.
- **Check Brushing Records in App**
Only after the toothbrush is paired with the app and connected to the Bluetooth, can the app get access to the brushing data stored in the toothbrush. Due to limited storage space, the brushing data can usually be stored for no more than 7 days.
- **Mode Setting**
Enter the mode-setting section by sliding up and down on the display. Each of the modes, such as Cleaning, Whitening and Massage, has 32 levels of cleaning intensity. After the new setting is completed, it will automatically register in the memory.
Brushing intensity settings: Sliding up/down on the screen, the intensity will be changed by 1 level (+1 or -1); Side-sliding up/down on the screen side, the intensity will be changed by 5 levels (+5 or -5).



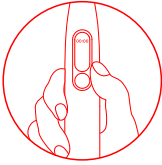
Slide up/down



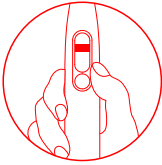
Slide right/left



Long press on screen or short press on power button to confirm the settings



Time Adjustment
Connect with the app and pair with the toothbrush to synchronize After the message, the toothbrush will be updated automatically for local area time.



Language
You need to connect and bind it with the app, and then set the language in the Multi-language

Instructions

- **First Time Use**
The toothbrush can be turned on by pressing the ON/OFF button for the first time on a brand-new toothbrush. The bluetooth function will be activated and remain on. After installing the Oclean App, please complete the prompts to complete the connection and settings for the toothbrush.
- **Install App & Toothbrush Settings**
You can use the app to customize your brushing programs - automating tooth cleaning, tooth whitening and gum massaging in one brushing session. There is no need to open the Oclean App each time you brush. Simply open the app every few days to sync the brushing data.

Brushing Plan & App Settings

You can either choose or customize a brushing plan through the supporting Oclean App. You can also upgrade the firmware to continuously update its performance.

Low Battery Prompt

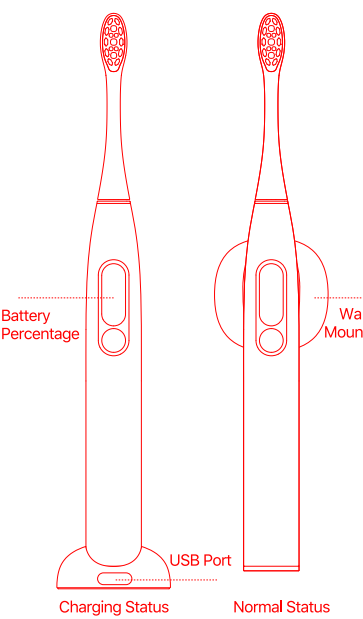
When battery percentage is lower than 20%, you'll see low battery prompt appears on your toothbrush display frequently, you will need to charge the toothbrush. When the battery percentage is lower than 1%, you will be prompted by motor vibration, and the screen will not be on.

How to Charge

Remove the charging base from the wall mount and connect it to the mobile phone charger. When the bottom of the toothbrush is placed gently above the charging base, it will automatically position itself. The display will show the battery percentage when the toothbrush is charging. A full charge usually takes about two hours. (Recommended adapter: 5V/1A – 5V/2A).

Important Charging Tips

The toothbrush runs with a fast-charge mechanism. It is recommended that the toothbrush be placed on the charging base only when it is necessary. Please do not put the toothbrush on the charging base for a long time, as it may cause the built-in battery to decay prematurely so that the user experience is affected.

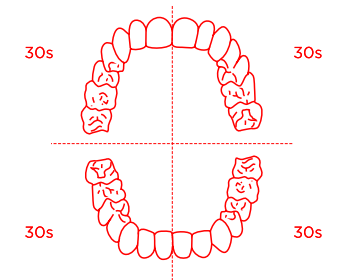


- 1. No disassembly, impact, extrusion or throwing into fire
- 2. Please stop using the toothbrush if the battery has expanded
- 3. Please don't put the battery in high temperature environment
- 4. Do not use the battery if water entered the device.

Recommended Tooth Brushing Method

• Tooth Brushing Time

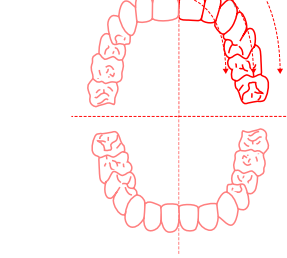
Dental professionals recommend that each brushing process should last two to three minutes.



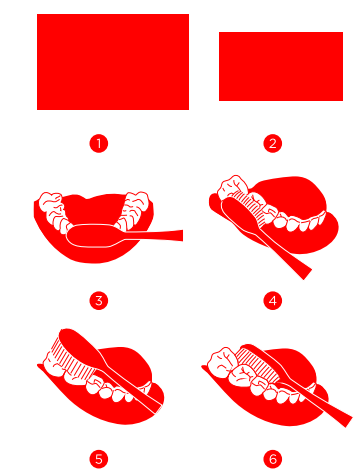
Outside 10s

Upside 10s

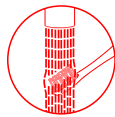
Inside 10s



Recommended Positioning for Different Areas



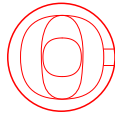
Cleaning and Maintenance




Cleaning Brush Head
Clean the brush head after each use and air-dry it naturally.



Cleaning the Body
Clean the body with a soft cloth.



Cleaning Charger
Clean the dirty parts of the charger with a soft cloth. Be sure to remove the battery plug from the socket prior to cleaning the charger, and use it again only when it is fully dry.



Changing the Head
It is recommended to change the brush head every two to three months.



Cleaning the Handle Base
Always keep the bottom clean and dry before charging. Clean the dirty parts of the handle with a soft cloth.

• Specifications

Product Name	Oclean Smart Sonic Electric Toothbrush
Model	Y2075
Max Torsion	220gf.cm
Frequency	2402-2480MHz
Max Output	0dBm
Waterproof	IPX7
Power	1.8W
Charger	USB charger
Input	5V \pm 1A
Battery Life*	20 days (Level 1), 40 days (Level 32)
Battery Capacity	800 mAh
Charging Time	2 hours
Bluetooth	4.2 above

* Calculated by 2 minutes/time, twice/day.

• **FCC WARNING**

This device complies with part 15 of the FCC Rules. Operation is subject to the following two conditions: (1) this device may not cause harmful interference, and (2) this device must accept any interference received, including interference that may cause undesired operation.

Any changes or modifications not expressly approved by the party responsible for compliance could void the user's authority to operate the equipment.

NOTE: This equipment has been tested and found to comply with the limits for a Class B digital device, pursuant to Part 15 of the FCC Rules. These limits are designed to provide reasonable protection against harmful interference in a residential installation. This equipment generates, uses and can radiate radio frequency energy and, if not installed and used in accordance with the instructions, may cause harmful interference to radio communications. However, there is no guarantee that interference will not occur in a particular installation.

If this equipment does cause harmful interference to radio or television reception, which can be determined by turning the equipment off and on, the user is encouraged to try to correct the interference by one or more of the following measures:

- Reorient or relocate the receiving antenna.
- Increase the separation between the equipment and receiver.
- Connect the equipment into an outlet on a circuit different from that to which the receiver is connected.
- Consult the dealer or an experienced radio/TV technician for help.

The device has been evaluated to meet general RF exposure requirement. The device can be used in portable exposure condition without restriction.

• **IC WARNING**

This device contains licence-exempt transmitter(s)/receiver(s) that comply with Innovation, Science and Economic Development Canada's licence-exempt RSS(s). Operation is subject to the following two conditions:

(1) This device may not cause interference.

(2) This device must accept any interference, including interference that may cause undesired operation of the device.

Cet appareil contient des émetteurs / récepteurs exemptés de licence conformes aux RSS (RSS) d'Innovation, Sciences et Développement économique Canada. Le fonctionnement est soumis aux deux conditions suivantes :

(1) Cet appareil ne doit pas causer d'interférences.

(2) Cet appareil doit accepter toutes les interférences, y compris celles susceptibles de provoquer un fonctionnement indésirable de l'appareil.

If the product you have purchased is found to have a fault or defect, please contact us.

North America
Call us at - (866)OCLEAN9 or (866) 625-3269
Email: support.us@oclean.com

Other Region
Email: service@oclean.com

Manufacturer: Shenzhen Yunding Information Technology Co., Ltd.

Manufacturer's address: #32G, Building 3, Dachong Business Center (west of Tonggu Road and north of Shennan Avenue), Yuehai Subdistrict, Nanshan District, Shenzhen, China

Production address: The East of 4th Floor, Building Four, No.89, Dingshanzhong Road, Dongfu Street, Haicang District, Xiamen, China



Hereby, Shenzhen Yunding Information Technology Co., Ltd. declares that the radio equipment type Y3 is in compliance with Directive 2014/53/EU.

The full text of the EU declaration of conformity is available at the following internet address:
<http://www.oclean.com/en/service.aspx>



For more regulatory information and product certification/compliance logos related to OcLean X, please go to Settings->About->Regulatory on your toothbrush.

Facebook Page



www.facebook.com/ocleanofficial

Follow the
OcLean Official Facebook Page

Download App



www.oclean.com/download

www.oclean.com

FCC Statement

This device complies with part 15 of the FCC rules. Operation is subject to the following two conditions: (1) this device may not cause harmful interference, and (2) this device must accept any interference received, including interference that may cause undesired operation.

Changes or modifications not expressly approved by the party responsible for compliance could void the user's authority to operate the equipment.

NOTE: This equipment has been tested and found to comply with the limits for a Class B digital device, pursuant to part 15 of the FCC Rules. These limits are designed to provide reasonable protection against harmful interference in a residential installation. This equipment generates uses and can radiate radio frequency energy and, if not installed and used in accordance with the instructions, may cause harmful interference to radio communications. However, there is no guarantee that interference will not occur in a particular installation. If this equipment does cause harmful interference to radio or television reception, which can be determined by turning the equipment off and on, the user is encouraged to try to correct the interference by one or more of the following measures:

- Reorient or relocate the receiving antenna.
- Increase the separation between the equipment and receiver.
- Connect the equipment into an outlet on a circuit different from that to which the receiver is connected.
- Consult the dealer or an experienced radio/TV technician for help.

The device has been evaluated to meet general RF exposure requirement. The device can be used in portable exposure condition without restriction.

ISED Statement

- English: This device complies with Industry Canada license - exempt RSS standard(s). Operation is subject to the following two conditions: (1) This device may not cause interference, and (2) This device must accept any interference, including interference that may cause undesired operation of the device.

The digital apparatus complies with Canadian CAN ICES - 3 (B)/NMB - 3(B).

- French: Le présent appareil est conforme aux CNR d'Industrie Canada applicables aux appareils radio exempts de licence. L'exploitation est autorisée aux deux conditions suivantes: (1) l'appareil ne doit pas produire de brouillage, et (2) l'utilisateur de l'appareil doit accepter tout brouillage radioélectrique subi, même si le brouillage est susceptible d'en compromettre le fonctionnement.

l'appareil numérique du CIEM conforme canadien peut - 3 (b) / NMB - 3 (b).

For Receiver:

This device meets the exemption from the routine evaluation limits in section 2.5 of RSS 102 and compliance with RSS 102 RF exposure, users can obtain Canadian information on RF exposure and compliance.

cet appareil est conforme à l'exemption des limites d'évaluation courante dans la section 2.5 du CNR - 102 et conformité avec RSS 102 de l'exposition aux RF, les utilisateurs peuvent obtenir des données canadiennes sur l'exposition aux champs RF et la conformité.

This equipment complies with Canada radiation exposure limits set forth for an uncontrolled environment. The device is installed and operated without restriction.

Cet équipement est conforme Canada limites d'exposition aux radiations dans un environnement non contrôlé. Die Installation und der Betrieb der Ausrüstung sind uneingeschränkt.

For Transmitter:

This device meets the exemption from the routine evaluation limits in section 2.5 of RSS 102 and compliance with RSS 102 RF exposure, users can obtain Canadian information on RF exposure and compliance.

cet appareil est conforme à l'exemption des limites d'évaluation courante dans la section 2.5 du CNR - 102 et conformité avec RSS 102 de l'exposition aux RF, les utilisateurs peuvent obtenir des données canadiennes sur l'exposition aux champs RF et la conformité.

This equipment complies with Canada radiation exposure limits set forth for an uncontrolled environment. The device is installed and operated without restriction.

Cet équipement est conforme Canada limites d'exposition aux radiations dans un environnement non contrôlé. Die Installation und der Betrieb der Ausrüstung sind uneingeschränkt.