


RF wireless RGB remote controller

SR-2839W



Feature

- 1 zone/area
- Press-button RGB controller
- Built-in 10 modes

Parameter

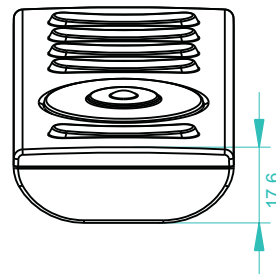
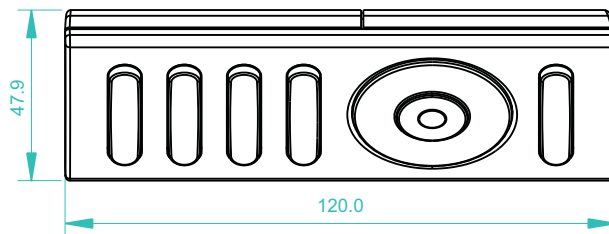
Remote

Part No.	Operation Voltage	Operation Frequency	Remarks
SR-2839W	4.5VDC	916.67MHz	RF Wireless

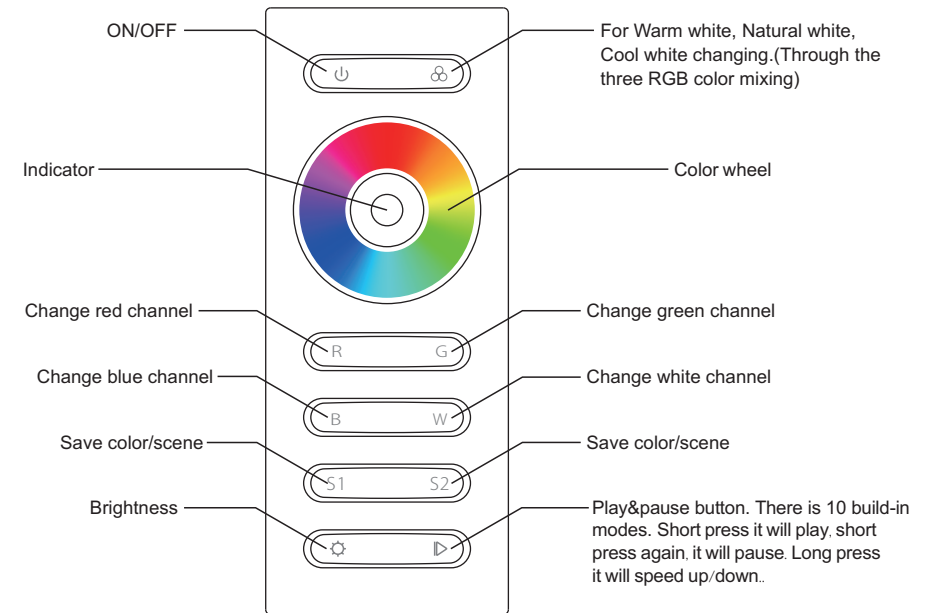
Receiver

Part No.	Input Voltage	Output Current	Output Power	Remarks
SR-1029RGBW	12-24VDC	4x5A	4x(60-120)W	Constant voltage

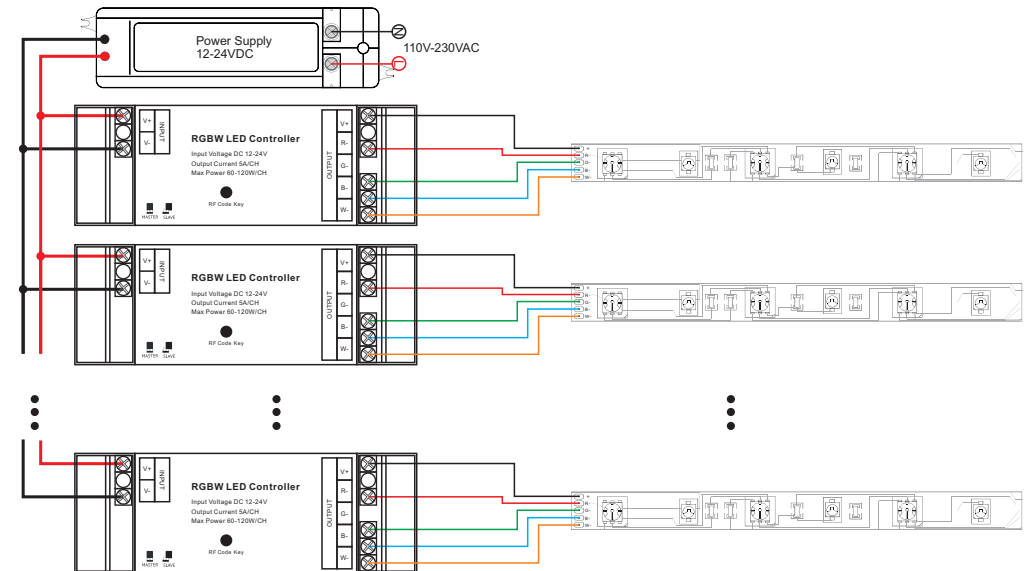
Product Size



Description of buttons



Wiring diagram



Operation

1. Do wiring according to connection diagram
2. Learning (matching)
 - a. Do wiring according to connection diagram
 - b. Wake up the remote control by touching ON/OFF button.
 - c. Press learning button on receiver.
 - d. Touch control wheel .
 - e. Connected LED light will blink to confirm matching successfully.
 - f. Press learning button on receiver over 5 seconds until LED light flash, then delete the learned ID.

Safety & Warnings

- 1) The product shall be installed and serviced by a qualified person.
- 2) IP20.Please avoid the sun and rain. When installed outdoors, please ensure it is mounted in a water proof enclosure.
- 3) Always be sure to mount this unit in an area with proper ventilation to avoid overheating.
- 4) Please check if the output voltage of any LED power supplies used comply with the working voltage of the product.
- 5) Never connect any cables while power is on and always assure correct connections to avoid short circuits before switching on.
- 6) Please ensure that the cable is secured tightly in the connector
- 7) For update information please consult your supplier.

Warranty Agreement

- 1) We provide lifelong technical assistance with this product:
 - 1-year warranty. We print date on every products, for example :1125 means year 2011, week 25. The warranty is for free repair or replacement and covers manufacturing faults only.
 - For faults beyond the 1-year warranty we reserve the right to charge for time and parts.
- 2) Limited Warrenty
 - Any defects caused by wrong operation.
 - Any damages caused by unauthorized removal, maintenance, modifying, incorrect connection and replacement of chips.
 - Any damages due to transportation, vibration etc. after purchase.
 - Any damages caused by earthquake, fire, lightning, pollution and abnormal voltage.
 - Any damages caused by negligence, inappropriate storing at high temperatures and humidity or near harmful chemicals.
 - Product has been updated
- 3) Repair or replacement as provided under this warranty is the exclusive remedy to the customer.

This equipment has been tested and found to comply with the limits for a Class B digital device, pursuant to part 15 of the FCC Rules. These limits are designed to provide reasonable protection against harmful interference in a residential installation. This equipment generates, uses and can radiate radio frequency energy and, if not installed and used in accordance with the instructions, may cause harmful interference to radio communications. However, there is no guarantee that interference will not occur in a particular installation. If this equipment does cause harmful interference to radio or television reception, which can be determined by turning the equipment off and on, the user is encouraged to try to correct the interference by one or more of the following measures:

- Reorient or relocate the receiving antenna.
- Increase the separation between the equipment and receiver.
- Connect the equipment into an outlet on a circuit different from that to which the receiver is connected.
- Consult the dealer or an experienced radio/TV technician for help.

Caution: Any changes or modifications to this device not explicitly approved by manufacturer could void your authority to operate this equipment.

This device complies with part 15 of the FCC Rules. Operation is subject to the following two conditions: (1) This device may not cause harmful interference, and (2) this device must accept any interference received, including interference that may cause undesired operation.