



Part 15B Test Setup




30MHz-1GHz



1GHz-18GHz



18GHz-26.5GHz




26.5GHz-40GHz


Adapter 1




30MHz-1GHz



1GHz-18GHz



18GHz-26.5GHz




26.5GHz-40GHz


Adapter 2



Auxiliary test equipment
Picture 1: Radiated Emission Test Setup



Adapter 1



Adapter 2

Picture 2: Conducted Emissions Test Setup