

MONSTER®

TRAX

Bluetooth Speaker

USER MANUAL



MODEL: **MNTRAX**

THANK YOU FOR CHOOSING MONSTER

Congratulations on your Monster TRAX speaker! Please take your time to explore all of the features and utilities we have built into this product.

We put all of our products through rigorous testing and quality control. For your peace of mind, we offer a one-year limited warranty against manufacturing defects and workmanship.* Please refer to the warranty section of the user manual for more details.

For more information on all of our products, please visit:

MyMonsterAudio.com

*See full warranty on page 6

FOLLOW US:



@MyMonsterAudio



@MyMonsterAudio



@MyMonsterAudio

PACKAGE CONTENTS

Included with your purchase:

- TRAX Bluetooth Speaker
- Micro USB cable
- Startup Guide



**Monster
TRAX Speaker**



5V1A Cord
(Length 36" ;
Type- A to Type-C)

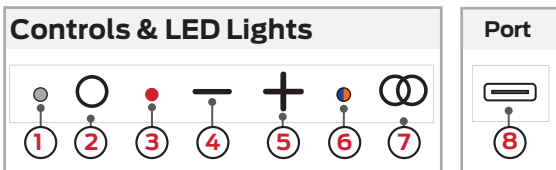


**User Manual &
Quick Start Guide**
(Incl. Warranty Statement)

TABLE OF CONTENTS

PRODUCT CONTROLS	1	SPECIFICATIONS	4
POWER		TROUBLESHOOTING	
Charging	1	IMPORTANT SAFETY INSTRUCTIONS	5
Power		LIMITED WARRANTY	6
AUDIO		WARNING STATEMENTS	7
Bluetooth® Pairing	1-2		
Bluetooth® Audio Functions	2		
EZ-Sync Pairing			
FEATURE			
Call Connectivity	3		
NOTES	3		

PRODUCT CONTROLS



1. Microphone
2. Power Button
3. Power LED (Red)
4. Decrease Volume Button
5. Increase Volume Button
6. Bluetooth®/EZ-Sync LED (Blue/Orange)
7. Bluetooth®/EZ-Sync Button
8. Type-C USB Charge Port

POWER

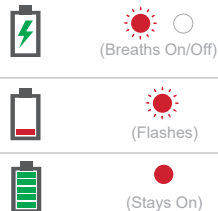
IMPORTANT Before first use, charge for 5 hours.

Charging

- 1 **CONNECT** the charge port (8) to an external power source using the included USB cable.



- **CHARGING RED** LED (3) breathes on and off slowly.
- **LOW** ($\leq 20\%$), **RED** LED repeatedly flashes.
- **FULLY** charged, **RED** LED will stay on.



Power

- 1 Turn the unit **ON**, press and hold the **POWER** Button (2) for 2 seconds.



Unit will confirm with LED visual (2 Sec. then Off)

- Turn the unit **OFF**, press and hold the **POWER** Button (2) for 3 seconds.



Full Charge– Up to 5 hours while powered OFF.
– Up to 12 hours while powered ON.

AUDIO



30 feet max connection range after pairing.


Devices out of range may suffer disruption or loss of signal.

Bluetooth Pairing

- 1 Place your smart device within **3 FEET** from the speaker.



Make sure **Bluetooth®** is enabled on your device.



- 2 The speaker will automatically enter into Bluetooth® Mode and LED (6) will begin to blink when turned on.




- 3 Select **"MONSTER TRAX"** from the Bluetooth® menu on your smart device.



CONT. AUDIO

Bluetooth Pairing Cont.

Speaker will confirm connection with audible sound and LED (6) will remain solid.




(Stays On)

- **UNPAIR** device, press and hold the **BLUETOOTH®** Button (7) for 2 seconds.



Speaker will confirm with audible sound and LED (6) will begin to blink.



(Blinking)

Bluetooth Audio Functions

- **PLAY/PAUSE** music, press **BLUETOOTH®** (7) button.



- Select **NEXT** track, press and hold **INCREASE VOL. (5)** button for 2 seconds.



- Select **PREVIOUS** track, press and hold **DECREASE VOL. (4)** button for 2 seconds.




EZ-Sync Pairing

- 1 BLUETOOTH® PAIR** one TRAX to be the **MASTER (A)**.



See Bluetooth® Pairing.

- 2 TURN-ON** second TRAX, place it in close proximity to the **MASTER (A)**.




- 3 MASTER (A)**, Double-Click **BLUETOOTH®** Button (7), entering EZ-Sync search mode.



Unit will make audio confirmation.

"Synchronized"

- 4 Once PAIRED**, (A) speaker's **BLUETOOTH® LED (6)** will remain **Blue** and (B) speaker's LED (6) will stay on in **Orange**.



Unit will make audio confirmation.


"Synchronized"

"Synchronized"

- **UNPAIR** speakers, Double-Click **BLUETOOTH®** Button (7) of either unit.



Units will make visual & audio confirmation.



FEATURE

NOTES

Call Connectivity

- 1 ANSWER** phone calls while connected to Bluetooth by pressing the **BLUETOOTH®** Button (7).



(Press)

- **REJECT** phone calls by pressing and holding the **BLUETOOTH®** Button (7) for 2 Seconds.



(Hold 2 Sec.)

SPECIFICATIONS

General	
Bluetooth Version	5.0
Battery	3.6V 2500mAh
Speaker Drivers	1.75" Driver *2 + 1.5" tweeter *2
THD + Noise	≤10%dB
Materials	Plastic/SiITRAX/Metal
Dimensions (H x W x D)	82.8 * 192.3 * 67.5 mm
Weight	0.5 kg
S/N	>70dB
Power	20 Watts
IP Rating	IPX67

Operating Temperature	
Operating Temperature Range	32F° - 104F° (0°C - 40°C)
Operating Humidity Range	40~90% RH
Storage Temperature Range	-13F° to 158F° (-25°C - 70°C)

TROUBLESHOOTING

Speaker is not powering on	<ul style="list-style-type: none"> Make sure POWER ADAPTERs fully inserted into the unit (See pg. 1)
Buttons are not responding	<ul style="list-style-type: none"> Reset the speaker by turning the power OFF, and then back ON. (See pg. 1) Unplug the POWER ADAPTER , then plug it back in. (See pg. 1)
No music is playing	<ul style="list-style-type: none"> Make sure the speaker is set to the same source as your audio device. Make sure the VOLUME level is high enough on your audio device as well as the speaker.
Bluetooth audio quality is poor	<ul style="list-style-type: none"> Move your music device closer to the speaker. Remove objects that may be interfering with the wireless connection.
Bluetooth device is not pairing	<ul style="list-style-type: none"> Verify that the speaker and your device have BLUETOOTH® mode active. (See pg. 2) Make sure the speaker and/or your device is not already paired with another device. Check that the speaker is in pairing mode. (See pg. 2) Turn the speaker OFF, and then back ON. Press and hold the BLUETOOTH® button to manually enter pairing mode. (See pg. 2)

Contact our support team for additional services

Call: 1-800-976-0677

Email: support@mymonsteraudio.com

Hours of Operation:

Monday - Friday: 7:00 am - 4:00 pm (PST)

Saturday - Sunday: CLOSED

IMPORTANT SAFETY INSTRUCTIONS

- 1) Read these instructions – All the safety and operating instructions should be read before this product is operated.
 - 2) Keep these instructions – The safety and operating instructions should be retained for future reference.
 - 3) Heed all warnings – All warnings on the appliance and in the operating instructions should be adhered to.
 - 4) Follow all instructions – All operating and use instructions should be followed.
 - 5) This apparatus can be used in wet location conditions after disconnected the AC Mains supply and closing the water proof cap for the AC inlet. It must not be used in wet location conditions when charging. Do not use this apparatus near water- The appliance should not be used near water or moisture – for example, in wet basement or near a swimming pool.
 - 6) Clean only with dry cloth.
 - 7) Do not block any ventilation openings, install in accordance with the manufacturer's instructions.
 - 8) Do not install near any heat sources such as radiations, heat registers, stoves, or other apparatus (including amplifiers) that produce heat.
 - 9) Do not defeat the safety purpose of the polarized or grounding plug. A polarized plug has two blades with one wider than the other. A grounding plug has two blades and a third grounding prong. The wide blade or the third prong is provided for your safety. If the provided plug does not fit into your outlet, consult an electrician for replacement of the obsolete outlet.
 - 10) Protected the power cord from being walked on or pinched particularly at plugs, convenience receptacles, and the point where they exit from the apparatus.
 - 11) Only use attachments/accessories specified by the manufacturer.
 - 12) Use only with the cart, stand, tripod, bracket, or table specified by the manufacturer, or sold with the apparatus. When a cart or rack is used, use caution when moving the cart/apparatus combination to avoid injury from tip-over.
 - 13) Unplug this apparatus during lighting storms or when unused for long periods of time.
 - 14) Refer all servicing to qualified service personnel. Servicing is required when the apparatus has been damaged in any way, such as power-supply cord or plug is damaged, liquid has been spilled or objects have fallen into the apparatus, the apparatus has been exposed to rain or moisture, does not operate normally, or has been dropped.
 - 15) Mains plug is used as the disconnect device, the disconnect device shall remain readily operable.
 - 16) Do not install this equipment in a confined or building-in space such as a book case or similar unit, and remain a well ventilation conditions at open site. The ventilation should not be impeded by covering the ventilation openings with items, such as newspapers, table-cloth, curtains, etc.
 - 17) No naked flame sources, such as lighted candles, should be placed on the apparatus.
 - 18) Attention should be drawn to the environmental aspects of battery disposal.
- WARNING:** The batteries shall not be exposed to excessive heat such as sunshine, fire or the like.
- CAUTION:** Danger of explosion if battery is incorrectly replaced. Replace only with the same or equivalent type. Protective earthing terminal. The apparatus should be connected to a mains socket outlet with a protective earthing connection.



Protective earthing terminal. The apparatus should be connected to a mains socket outlet with protective earthing connection.



LIMITED WARRANTY

Model: MNTRAX

This Monster-branded product, marketed as new, in the original carton to the original purchaser ("Product"), is warranted by Russell Distribution Company, LLC against manufacturing defects in materials and workmanship for a limited warranty period of Ninety (90) Days for Labor and One (1) year for Parts. This Limited Warranty is conditioned upon proper use of Product by you, the Purchaser.

This Limited Warranty does not apply to store display products and product sold as a "marked down" special, in as is condition, "close outs", "liquidation and clearance sales", "open box", products missing accessories, or no fault found.

Proof of purchase in the form of a Bill of Sale, Receipt or Receipted Invoice is evidence the Product is within the limited warranty period. The Bill of Sale, Receipt or Receipted Invoice must be presented as a pre-condition to obtaining the limited warranty service.

This limited warranty begins on the original date of purchase and is valid only on Products purchased through authorized dealers and used in the United States, and Puerto Rico, by the original Purchaser. To receive warranty service, the Purchaser must first contact us for problem determination and service procedures. The original dated bill of sale, receipt or receipted invoice must be presented upon request as proof of purchase.

We will repair your product or if repairs cannot be made, we will replace it at no charge with the same or similar product. If the Product is defective as specified in this limited warranty during the limited warranty period, we may use new or remanufactured parts to repair the Product. All replaced parts and products become our property and must be returned to us. Replacement parts and products assume the remaining original limited warranty, or ninety (90) days, whichever is longer.

Product freight must be prepaid by you, the original Purchaser and shipped in either its original packaging or packaging affording an equal degree of protection. We will not be responsible for or obligated to replace damaged Products.

If the Product is received damaged, it is your responsibility as the consumer to file a claim against the carrier. We will only store the damaged Product for 30 days and reserve the right, in our sole discretion, to dispose of the damaged Product or ship it back to you at your expense after 30 days.

This limited warranty covers manufacturing defects in materials and workmanship encountered in normal, and except to the extent otherwise expressly provided for in this statement noncommercial use of this Product, and shall not apply to the

following, including, but not limited to: Damage which occurs in shipment; delivery and installation; applications and uses for which this Product was not intended; altered Product or serial numbers; cosmetic damage or exterior finish; accidents, abuse, neglect, fire, water, lightning or other acts of nature; use of products, equipment, systems, utilities, services, hardware, supplies, accessories, applications, installations, repairs, external wiring or connectors not supplied or authorized by us or the manufacturer, which damage this Product result in service problems: incorrect electrical line voltage, fluctuations and surges; customer adjustments and failure to follow operating instructions, cleaning, maintenance and environmental instructions that are covered and prescribed in the instruction book; reception problems and distortion related to noise, echo, interference or other signal transmission and delivery problems; burned-in images. Uninterrupted or error-free operation of the Product is not warranted.

THERE ARE NO EXPRESS OR IMPLIED WARRANTIES OTHER THAN THOSE LISTED AND DESCRIBED ABOVE, AND NO WARRANTIES WHETHER EXPRESS OR IMPLIED, INCLUDING, BUT NOT LIMITED TO, ANY IMPLIED WARRANTIES OF MERCHANTABILITY OR FITNESS FOR A PARTICULAR PURPOSE, SHALL APPLY AFTER THE EXPRESS WARRANTY PERIODS STATED ABOVE, AND NO OTHER EXPRESS WARRANTY OR GUARANTY GIVEN BY ANY PERSON, FIRM OR CORPORATION WITH RESPECT TO THIS PRODUCT SHALL BE BINDING ON US. REPAIR OR REPLACEMENT AS PROVIDED UNDER THIS LIMITED WARRANTY IS YOUR EXCLUSIVE REMEDY AS THE CONSUMER. WE SHALL NOT BE LIABLE FOR ANY INCIDENTAL, OR CONSEQUENTIAL DAMAGES FOR BREACH OF ANY EXPRESS OR IMPLIED WARRANTY ON THIS PRODUCT; EXCEPT TO THE EXTENT PROHIBITED BY APPLICABLE LAW, ANY IMPLIED WARRANTY OF MERCHANTABILITY OR FITNESS FOR A PARTICULAR PURPOSE ON THIS PRODUCT IS LIMITED FOR THE DURATION OF THIS LIMITED WARRANTY THIS LIMITED WARRANTY SHALL NOT EXTEND TO ANYONE OTHER THAN THE ORIGINAL PURCHASER OF THIS PRODUCT, IS NONTRANSFERABLE AND STATES YOUR EXCLUSIVE REMEDY.

Some states do not allow limitations on how long an implied warranty lasts, or the exclusion or limitation of incidental or consequential damages, so the above limitations or exclusions may not apply to you. This limited warranty gives you specific legal rights, and you may also have other rights, which vary from state to state. Any provision contained herein which is found contrary to state or local laws shall be deemed null and void and the remaining provisions shall continue in full force and effect.

To obtain warranty service, please contact technical support with questions

Phone: 1-800-976-0677 • Email: support@mymonsteraudio.com

DO NOT return this product to the store. Visit: MyMonsterAudio.com

FCC WARNING STATEMENT

This device complies with Part 15 of the FCC Rules. Operation is subject to the following two conditions:

- 1) This device may not cause harmful interference, and
- 2) This device must accept any interference received, including interference that may cause undesired operation.

NOTE 1: This equipment has been tested and found to comply with the limits for a Class B digital device, pursuant to part 15 of the FCC Rules. These limits are designed to provide reasonable protection against harmful interference in a residential installation. This equipment generates, uses and can radiate radio frequency energy and, if not installed and used in accordance with the instructions, may cause harmful interference to radio communications. However, there is no guarantee that interference will not occur in a particular installation. If this equipment does cause harmful interference to radio or television reception, which can be determined by turning the equipment off and on, the user is encouraged to try to correct the interference by one or more of the following measures:

- Reorient or relocate the receiving antenna.
- Increase the separation between the equipment and receiver.
- Connect the equipment into an outlet on a circuit different from that to which the receiver is connected.
- Consult the dealer or an experienced radio/TV technician for help.

NOTE 2: Any changes or modifications to this unit not expressly approved by the party responsible for compliance could void the user's authority to operate the equipment.

IC WARNING STATEMENT

This device complies with Industry Canada's licence-exempt RSSs. Operation is subject to the following two conditions:

- 1) This device may not cause interference; and
- 2) This device must accept any interference, including interference that may cause undesired operation of the device.

FCC RADIATION EXPOSURE STATEMENT This equipment complies with FCC radiation exposure limits set forth for an uncontrolled environment. In order to avoid the possibility of exceeding the FCC radio frequency exposure limits, Human proximity to the antenna shall not be less than 20cm (8 inches) during normal operation.



A lightning flash and arrowhead within an equilateral triangle is intended to alert the user to the presence of insulated "dangerous voltage" within the product's enclosure that may be of sufficient magnitude to constitute a risk of electric shock to persons.

CAUTION

**RISK OF ELECTRIC SHOCK
DO NOT OPEN**

WARNING: TO REDUCE THE RISK OF ELECTRIC SHOCK DO NOT REMOVE COVER (OR BACK), NO USER SERVICEABLE PARTS INSIDE REFER SERVICING TO QUALIFIED SERVICE PERSONNEL.



An exclamation point within an equilateral triangle is intended to alert the user to the presence of important operation and maintenance (servicing) instructions in the literature accompanying the appliance.

WARNING

Prevent fire and shock hazards. Do not use extension cords or outlets that expose plug blades. Do not expose cables and plugs to rain or moisture.

Do not attempt to perform any servicing that is not included in the operating instructions. Do not attempt to replace the battery, as incorrect installation can cause fire or explosion. For service, contact qualified service personnel.

Do not remove cover or back of product. There are no user-serviceable parts inside. Attempting to modify controls or performance beyond manufacturer specifications may result in hazardous exposure to radiation.

MUSIC WITHOUT LIMITS

Monster and the Monster logo are registered trademarks of Monster Inc., and its subsidiaries in the U.S. and other countries, used under license.

The Bluetooth® word mark and logos are registered trademarks owned by Bluetooth® SIG, Inc. and any use of such marks by Monster Inc. is under license. Other trademarks and trade names are those of their respective owners.



1-800-976-0677 • support@mymonsteraudio.com • MyMonsterAudio.com

FCC Warning

This device complies with part 15 of the FCC Rules. Operation is subject to the following two conditions: (1) This device may not cause harmful interference, and (2) this device must accept any interference received, including interference that may cause undesired operation.

Any Changes or modifications not expressly approved by the party responsible for compliance could void the user's authority to operate the equipment.

Note: This equipment has been tested and found to comply with the limits for a Class B digital device, pursuant to part 15 of the FCC Rules. These limits are designed to provide reasonable protection against harmful interference in a residential installation. This equipment generates uses and can radiate radio frequency energy and, if not installed and used in accordance with the instructions, may cause harmful interference to radio communications. However, there is no guarantee that interference will not occur in a particular installation. If this equipment does cause harmful interference to radio or television reception, which can be determined by turning the equipment off and on, the user is encouraged to try to correct the interference by one or more of the following measures:

- Reorient or relocate the receiving antenna.
- Increase the separation between the equipment and receiver.
- Connect the equipment into an outlet on a circuit different from that to which the receiver is connected.
- Consult the dealer or an experienced radio/TV technician for help.