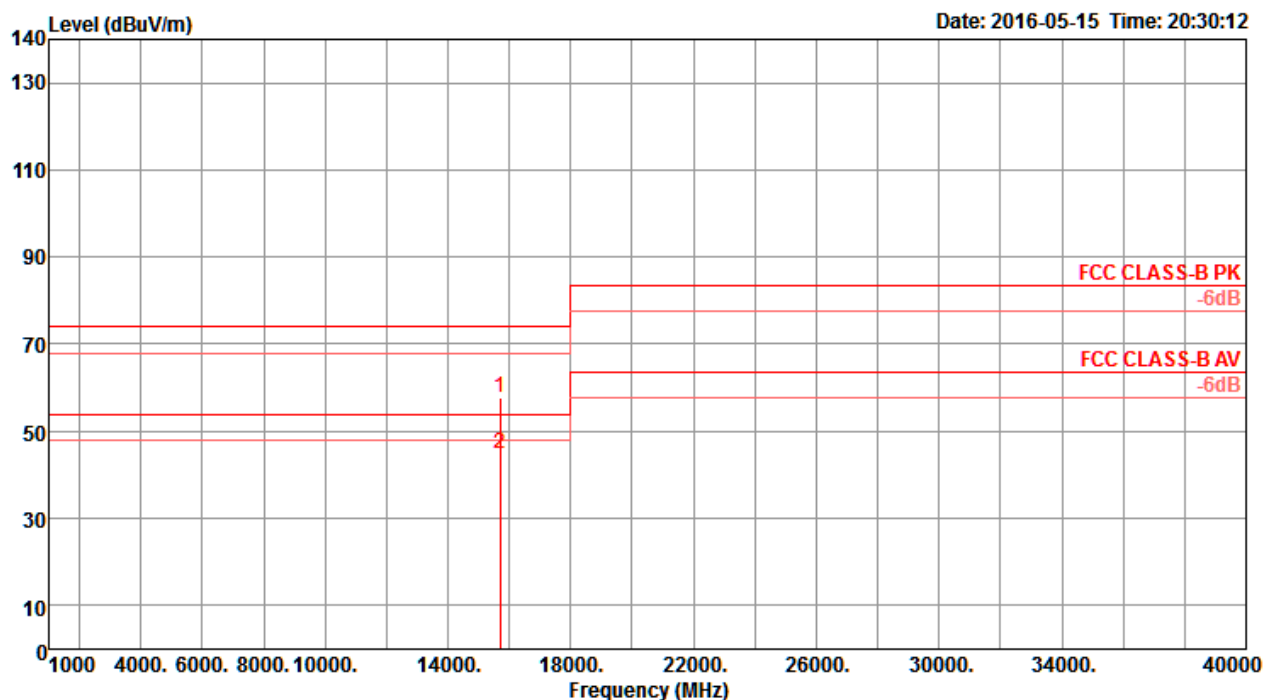


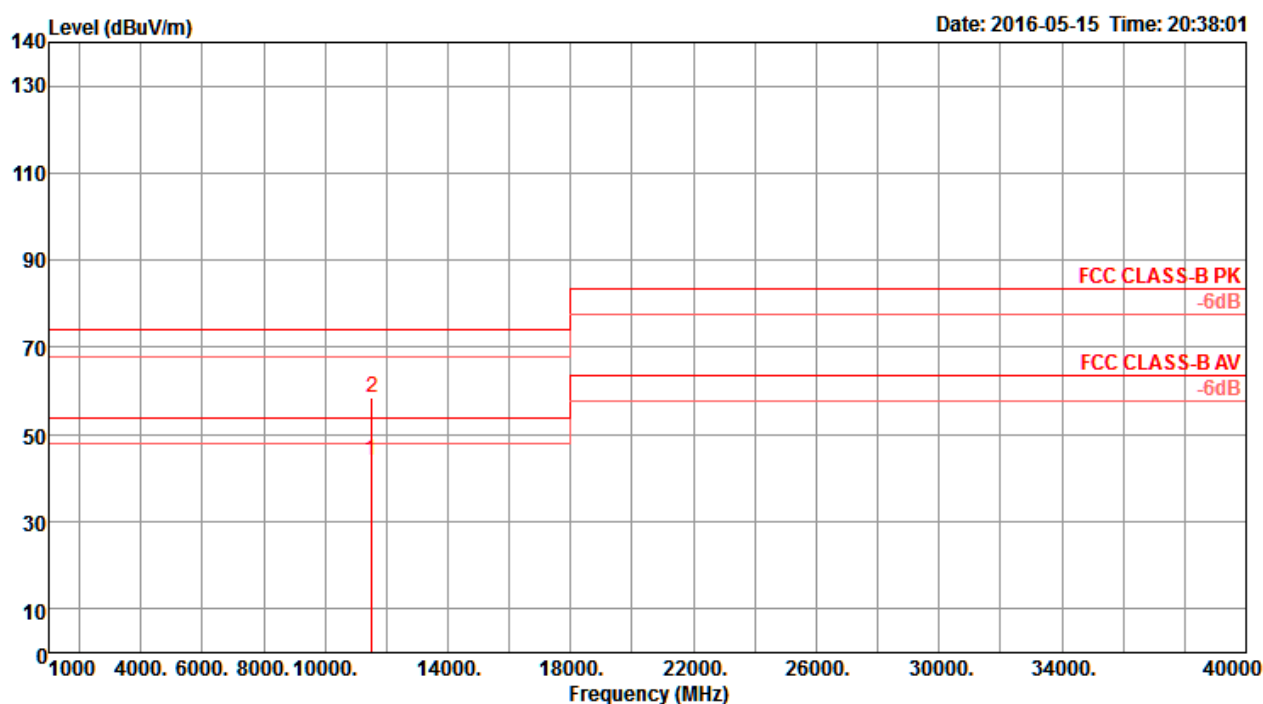
Vertical



	Freq	Level	Limit	Over	Read	Cable	Antenna	Preamp	T/Pos	A/Pos	Remark	Pol/Phase
	MHz	dBuV/m	dBuV/m	dB	dBuV	dB	dB/m	dB	deg	cm		
1	15687.79	57.76	74.00	-16.24	42.92	11.26	38.35	34.77	235	200	Peak	VERTICAL
2	15689.73	44.97	54.00	-9.03	30.13	11.26	38.35	34.77	235	200	Average	VERTICAL

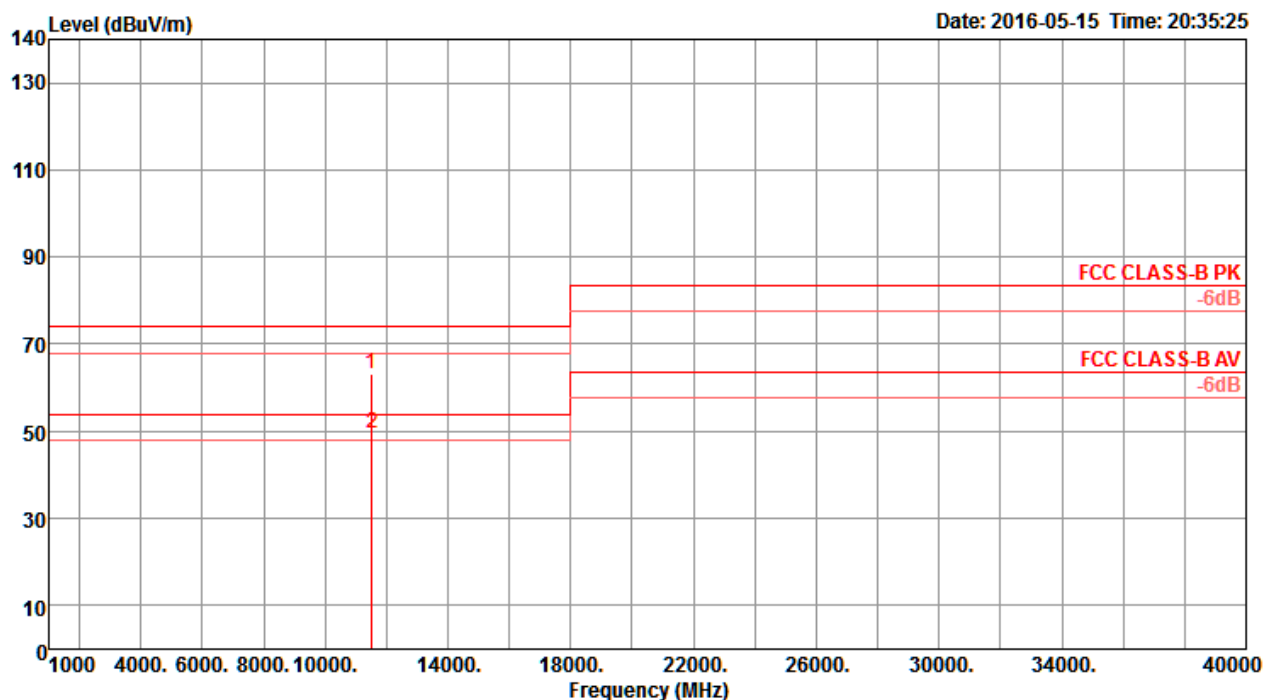
Temperature	22°C	Humidity	56%
Test Engineer	Nyle Chang & Peter Wu & Gary Chu & DK Chang & Eddie Weng & Stim Song & Brain Sun	Configurations	IEEE 802.11ac MCS0/Nss2 VHT40 CH 151 / Chain 1 + Chain 2 + Chain 3 + Chain 4
Test Mode	Mode 4		

Horizontal



	Freq	Level	Limit	Over	Read	Cable	Antenna	Preamp	T/Pos	A/Pos	Remark	Pol/Phase
	MHz	dBuV/m	dBuV/m	dB	dBuV	dB	dB/m	dB	deg	cm		
1	11508.28	44.26	54.00	-9.74	30.76	9.62	38.50	34.62	149	208	Average	HORIZONTAL
2	11511.11	58.37	74.00	-15.63	44.88	9.62	38.50	34.63	149	208	Peak	HORIZONTAL

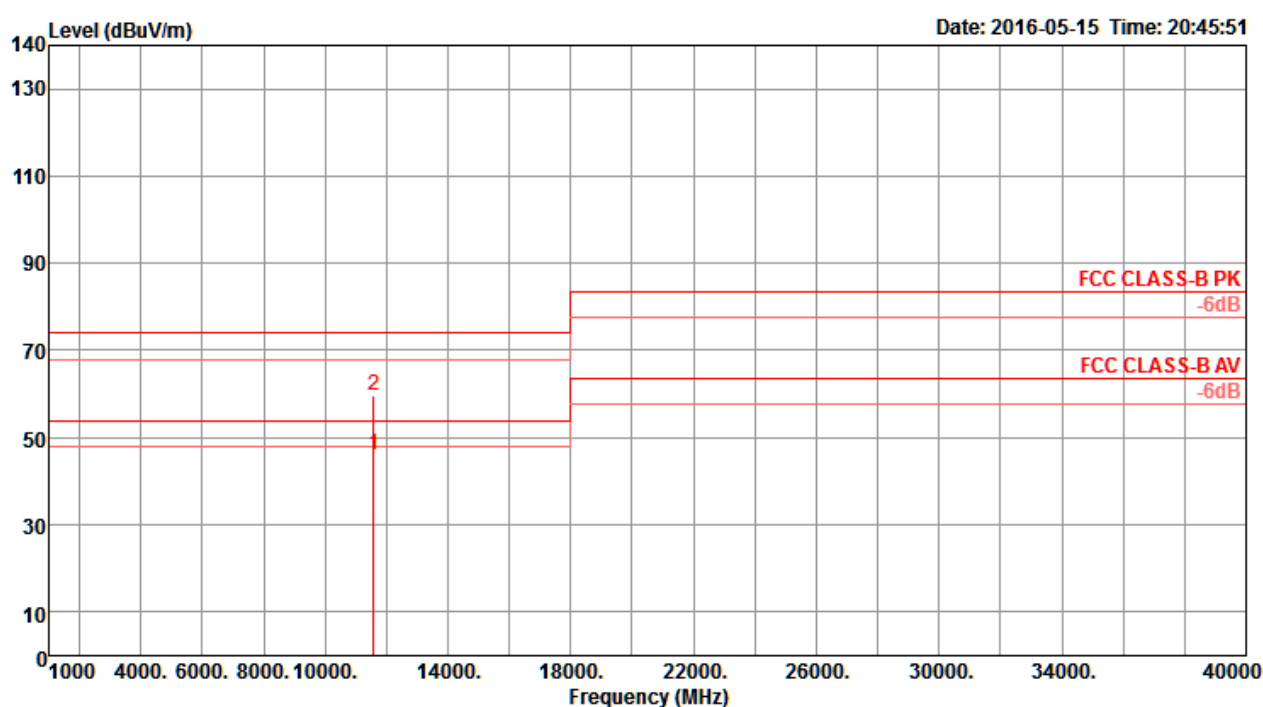
Vertical



	Freq	Level	Limit	Over	Read	Cable	Antenna	Preamp	T/Pos	A/Pos	Remark	Pol/Phase
	MHz	dBuV/m	dBuV/m	dB	dBuV	dB	dB/m	dB	deg	cm		
1	11507.79	63.14	74.00	-10.86	49.64	9.62	38.50	34.62	70	200	Peak	VERTICAL
2	11512.36	49.52	54.00	-4.48	36.03	9.62	38.50	34.63	70	200	Average	VERTICAL

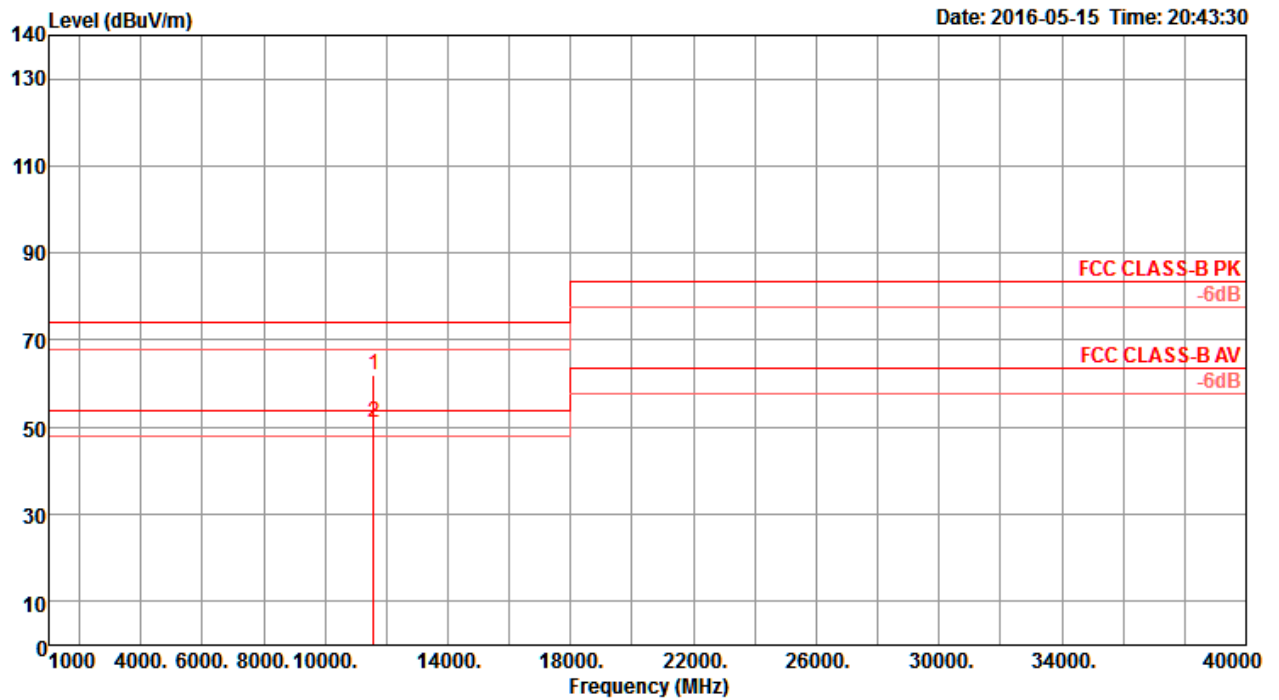
Temperature	22°C	Humidity	56%
Test Engineer	Nyle Chang & Peter Wu & Gary Chu & DK Chang & Eddie Weng & Stim Song & Brain Sun	Configurations	IEEE 802.11ac MCS0/Nss2 VHT40 CH 159 / Chain 1 + Chain 2 + Chain 3 + Chain 4
Test Mode	Mode 4		

Horizontal



	Freq	Level	Limit	Over	Read	Cable	Antenna	Preamp	T/Pos	A/Pos	Remark	Pol/Phase
	MHz	dBuV/m	dBuV/m	dB	dBuV	dB	dB/m	dB	deg	cm		
1	11588.63	45.95	54.00	-8.05	32.47	9.60	38.54	34.66	224	199	Average	HORIZONTAL
2	11588.69	59.58	74.00	-14.42	46.10	9.60	38.54	34.66	224	199	Peak	HORIZONTAL

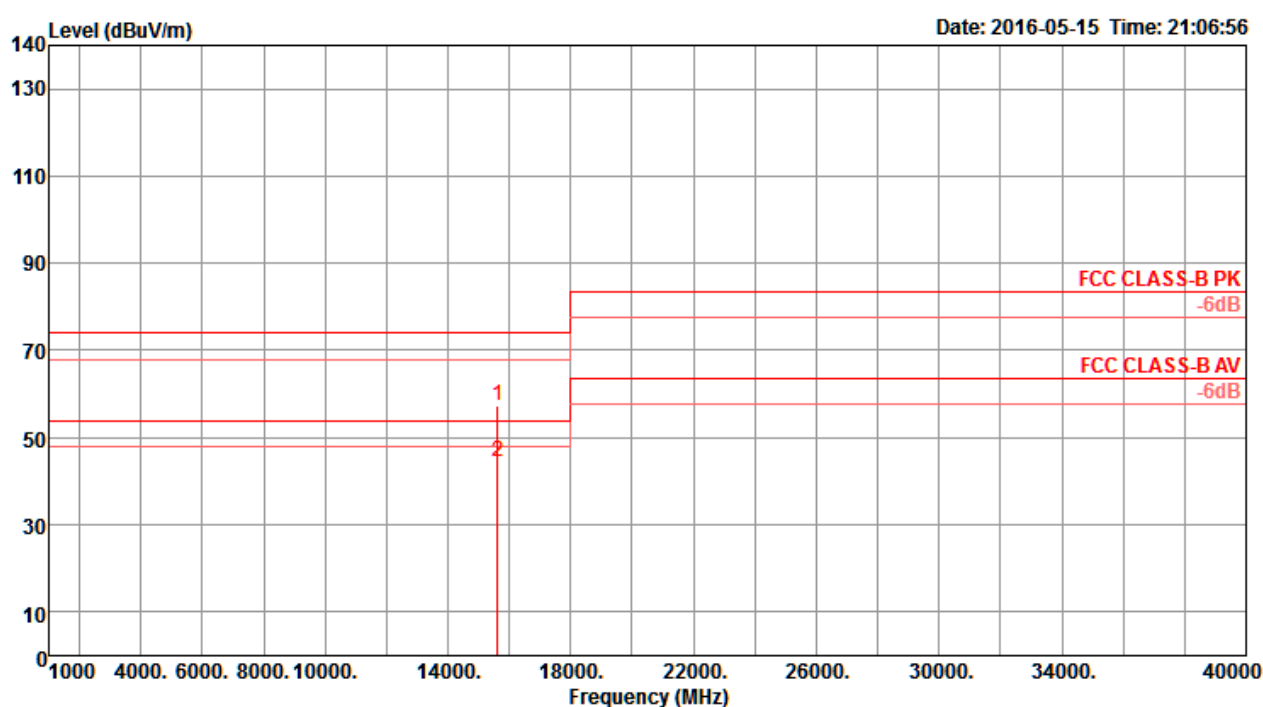
Vertical



	Freq	Level	Limit	Over	Read	Cable	Antenna	Preamp	T/Pos	A/Pos	Remark	Pol/Phase
	MHz	dBuV/m	dBuV/m	dB	dBuV	dB	dB/m	dB	deg	cm		
1	11587.60	61.96	74.00	-12.04	48.48	9.60	38.54	34.66	131	206	Peak	VERTICAL
2	11587.70	51.08	54.00	-2.92	37.60	9.60	38.54	34.66	131	206	Average	VERTICAL

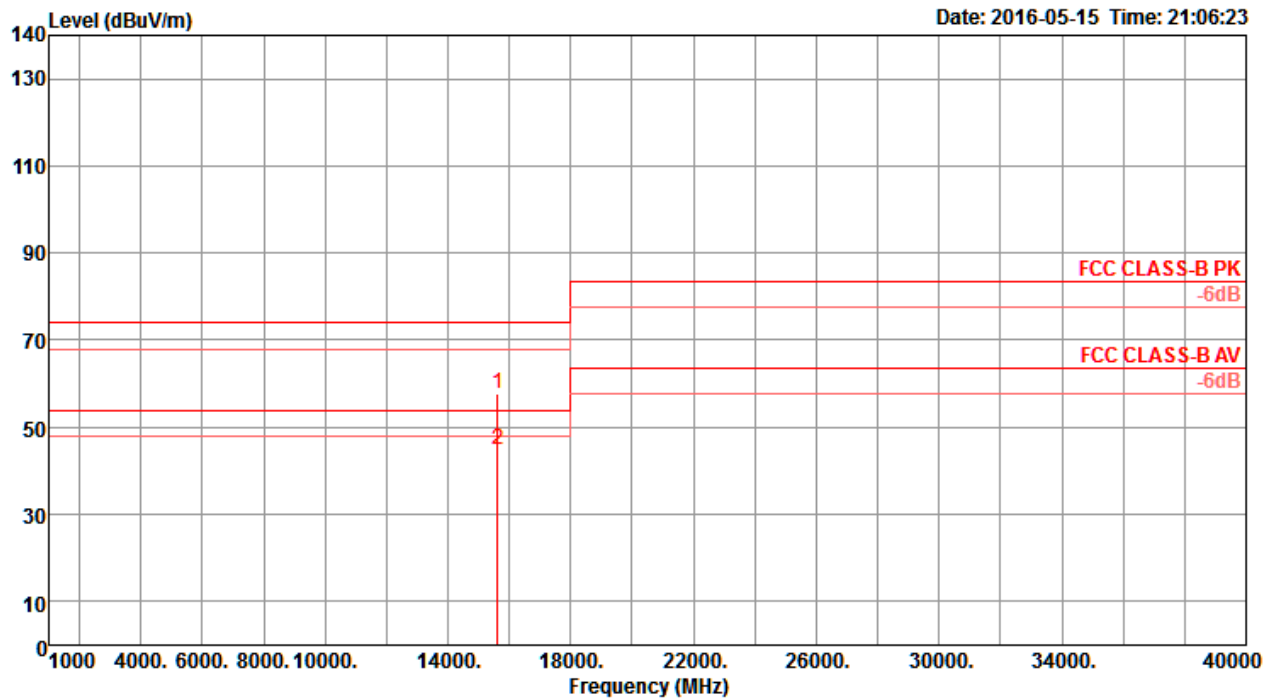
Temperature	22°C	Humidity	56%
Test Engineer	Nyle Chang & Peter Wu & Gary Chu & DK Chang & Eddie Weng & Stim Song & Brain Sun	Configurations	IEEE 802.11ac MCS0/Nss2 VHT80 CH 42 / Chain 1 + Chain 2 + Chain 3 + Chain 4
Test Mode	Mode 4		

Horizontal



	Freq	Level	Limit	Over	Read	Cable	Antenna	Preamp	T/Pos	A/Pos	Remark	Pol/Phase
	MHz	dBuV/m	dBuV/m	dB	dBuV	dB	dB/m	dB	deg	cm		
1	15628.81	57.20	74.00	-16.80	42.39	11.25	38.29	34.73	343	200	Peak	HORIZONTAL
2	15629.88	44.33	54.00	-9.67	29.52	11.25	38.29	34.73	343	200	Average	HORIZONTAL

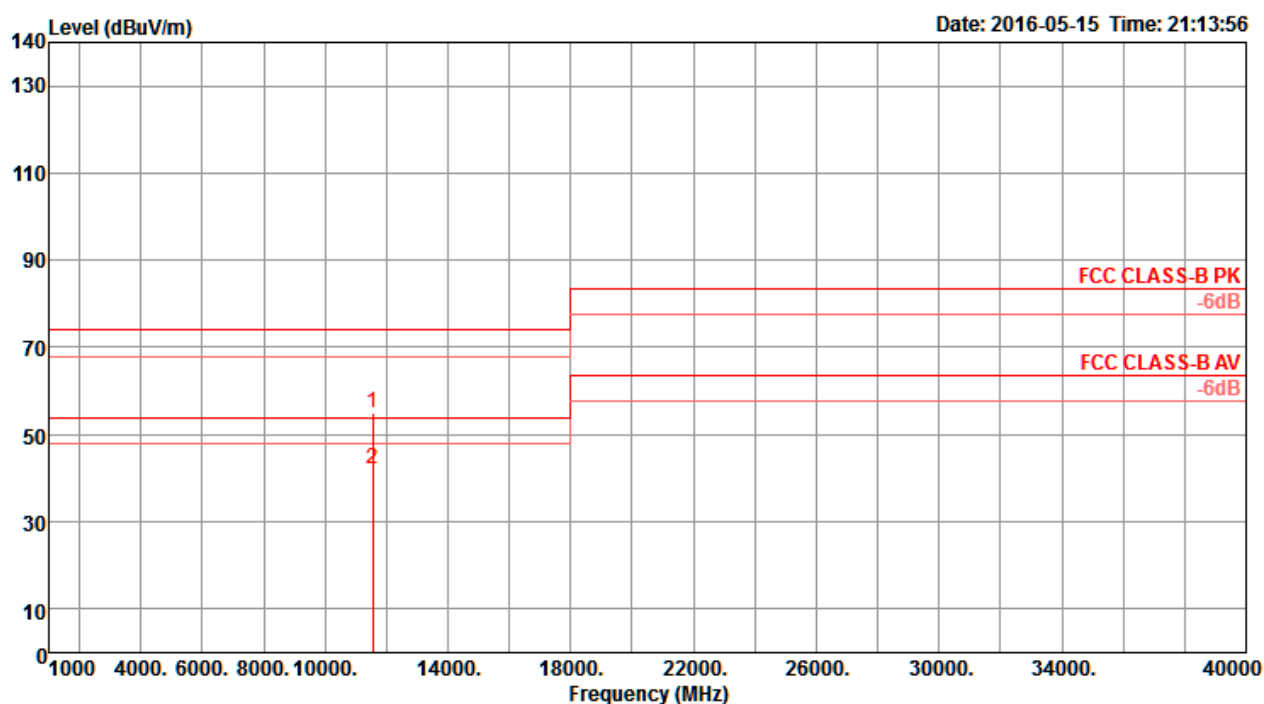
Vertical



	Freq	Level	Limit	Over	Read	CableAntenna	Preamp	T/Pos	A/Pos	Remark	Pol/Phase
	MHz	dBuV/m	dBuV/m	dB	dBuV	dB	dB/m	dB	deg	cm	
1	15627.75	57.56	74.00	-16.44	42.75	11.25	38.29	34.73	355	197 Peak	VERTICAL
2	15628.08	44.78	54.00	-9.22	29.97	11.25	38.29	34.73	355	197 Average	VERTICAL

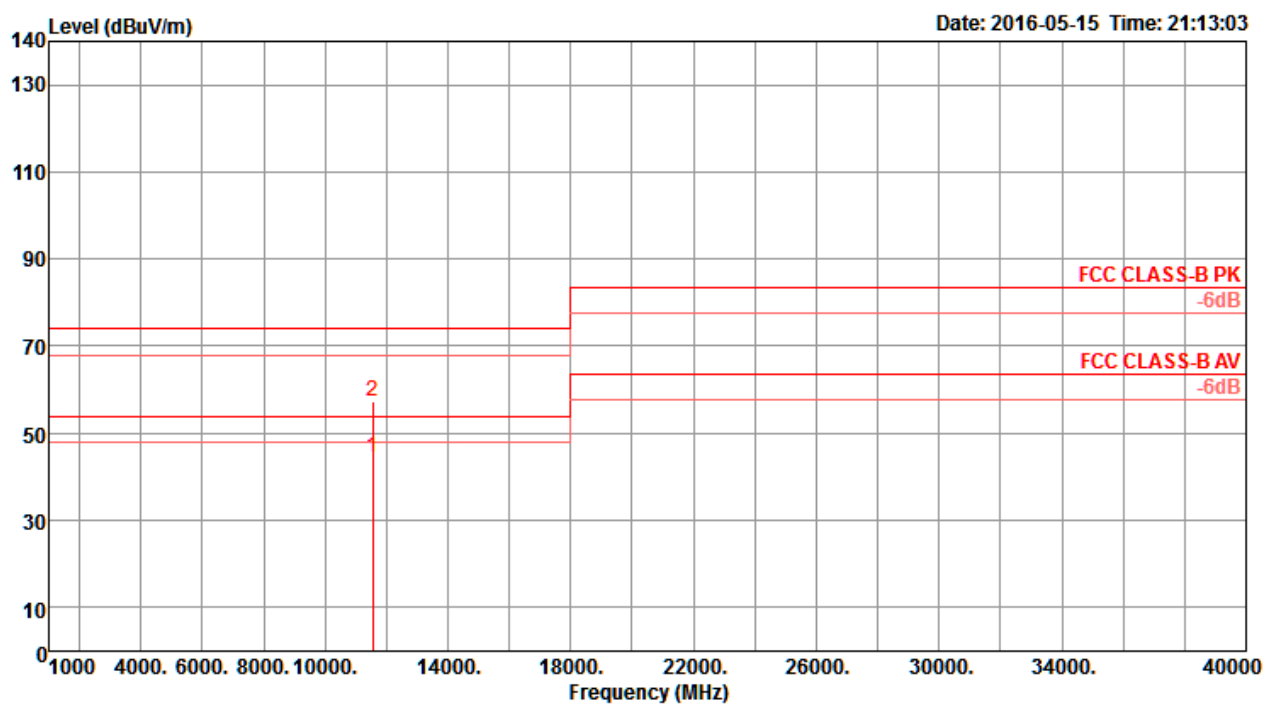
Temperature	22°C	Humidity	56%
Test Engineer	Nyle Chang & Peter Wu & Gary Chu & DK Chang & Eddie Weng & Stim Song & Brain Sun	Configurations	IEEE 802.11ac MCS0/Nss2 VHT80 CH 155 / Chain 1 + Chain 2 + Chain 3 + Chain 4
Test Mode	Mode 4		

Horizontal



	Freq	Level	Limit	Over	Read	Cable	Antenna	Preamp	T/Pos	A/Pos	Remark	Pol/Phase
	MHz	dBuV/m	dBuV/m	dB	dBuV	dB	dB/m	dB	deg	cm		
1	11547.74	55.02	74.00	-18.98	41.55	9.61	38.51	34.65	256	200	Peak	HORIZONTAL
2	11550.19	42.20	54.00	-11.80	28.71	9.61	38.53	34.65	256	200	Average	HORIZONTAL

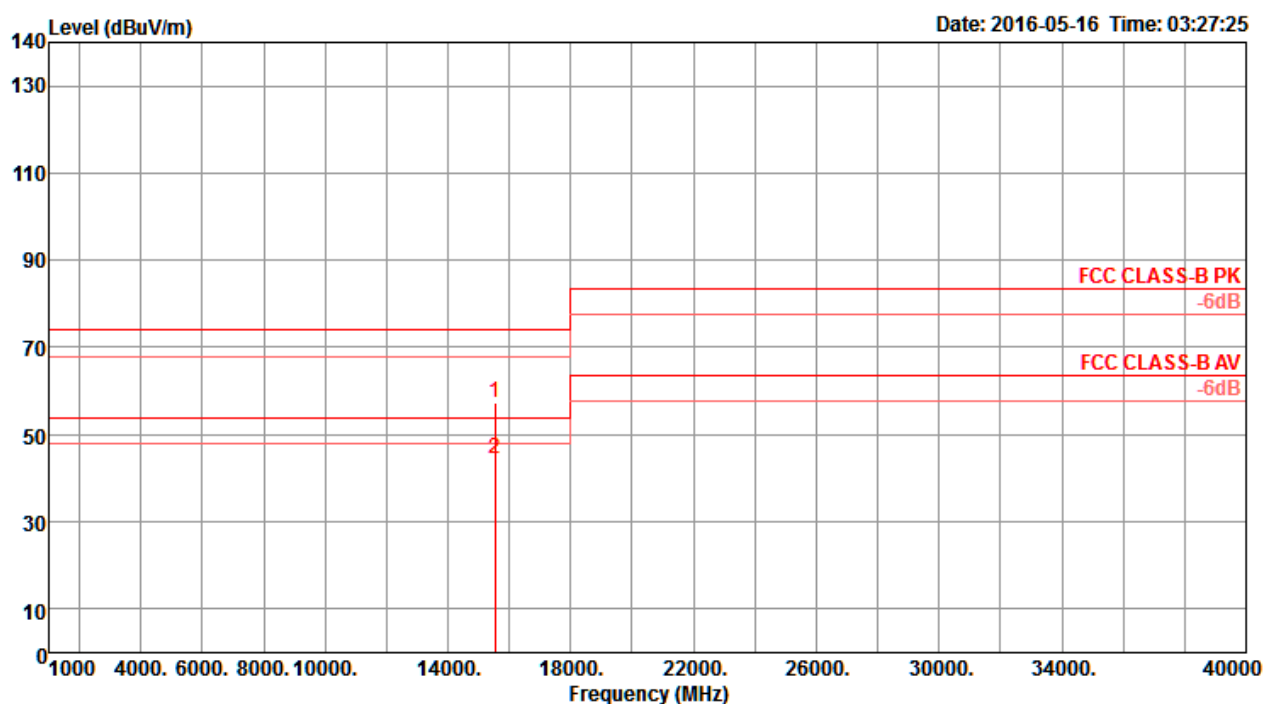
Vertical



	Freq	Level	Limit	Over	Read	Cable	Antenna	Preamp	T/Pos	A/Pos	Remark	Pol/Phase
	MHz	dBuV/m	dBuV/m	dB	dBuV	dB	dB/m	dB	deg	cm		
1	11548.05	44.43	54.00	-9.57	30.96	9.61	38.51	34.65	131	211	Average	VERTICAL
2	11549.23	57.44	74.00	-16.56	43.97	9.61	38.51	34.65	131	211	Peak	VERTICAL

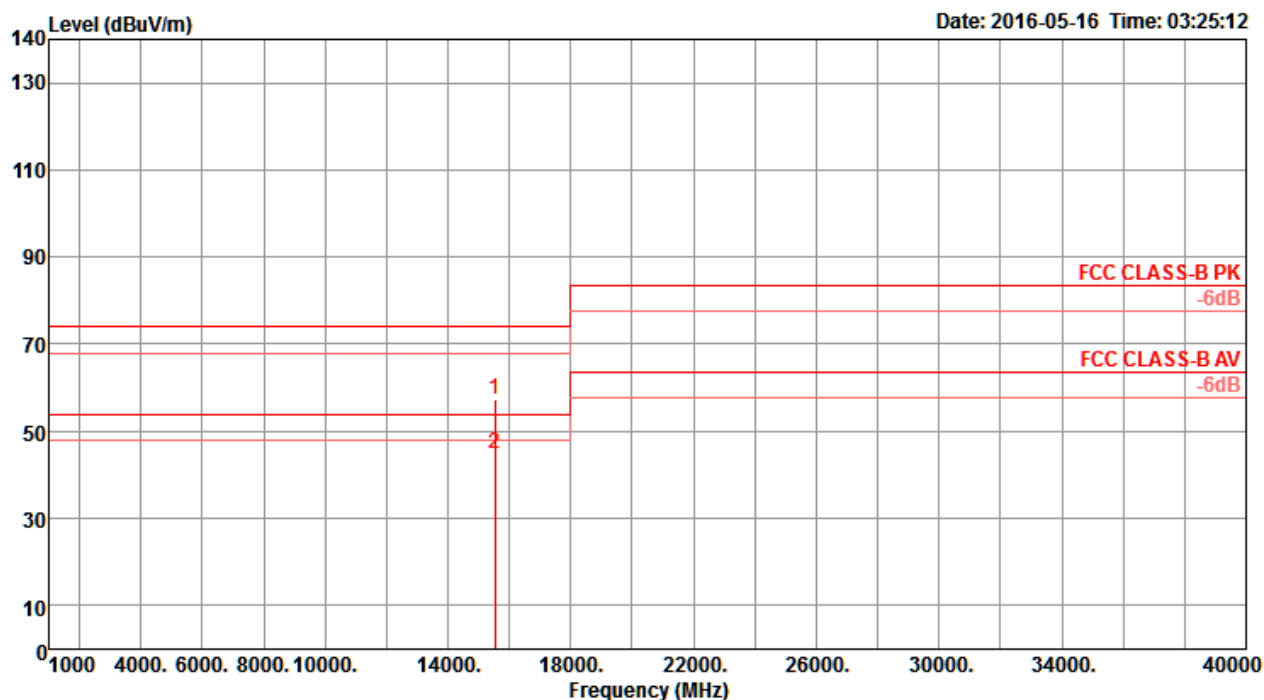
Temperature	22°C	Humidity	56%
Test Engineer	Nyle Chang & Peter Wu & Gary Chu & DK Chang & Eddie Weng & Stim Song & Brain Sun	Configurations	IEEE 802.11ac MCS0/Nss3 VHT20 CH 36 / Chain 1 + Chain 2 + Chain 3 + Chain 4
Test Mode	Mode 4		

Horizontal



	Freq	Level	Limit	Over	Read	Cable	Antenna	Preamp	T/Pos	A/Pos	Remark	Pol/Phase
	MHz	dBuV/m	dBuV/m	dB	dBuV	dB	dB/m	dB	deg	cm		
1	15538.51	57.32	74.00	-16.68	42.57	11.23	38.16	34.64	354	207	Peak	HORIZONTAL
2	15542.20	44.49	54.00	-9.51	29.74	11.23	38.16	34.64	354	207	Average	HORIZONTAL

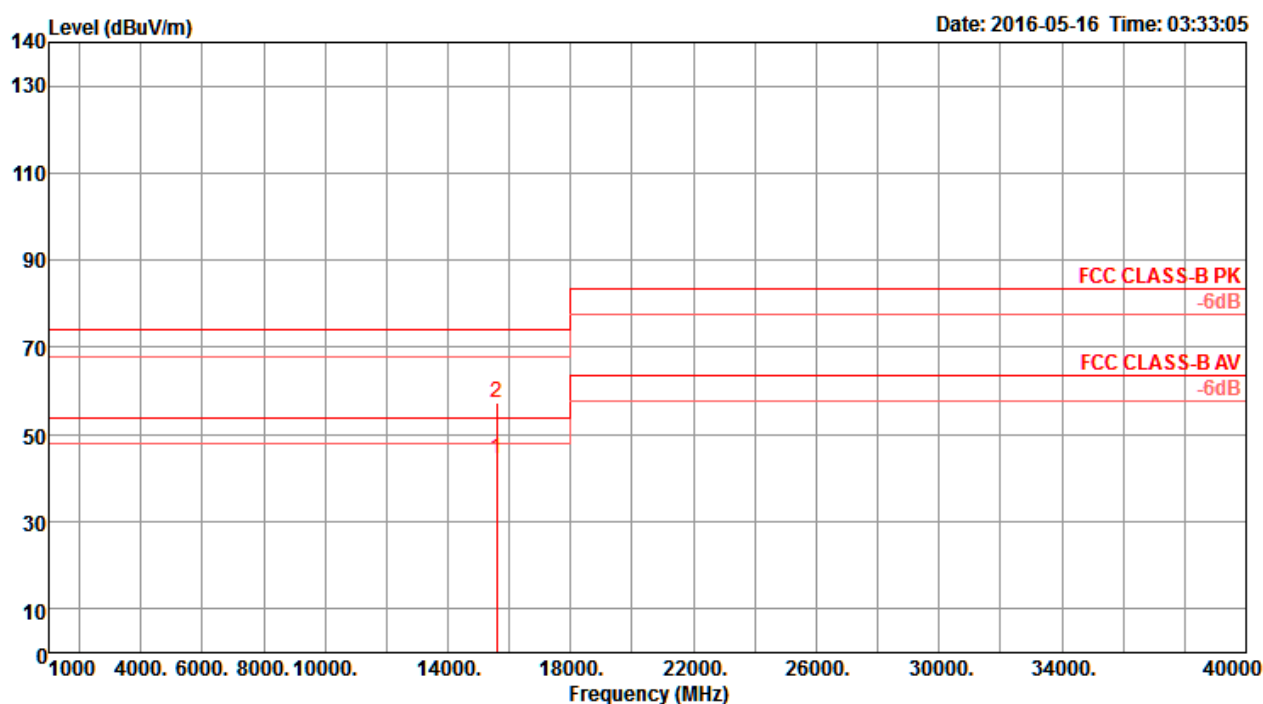
Vertical



	Freq	Level	Limit	Over	Read	CableAntenna	Preamp	T/Pos	A/Pos	Remark	Pol/Phase
	MHz	dBuV/m	dBuV/m	dB	dBuV	dB	dB/m	dB	deg	cm	
1	15541.83	57.35	74.00	-16.65	42.60	11.23	38.16	34.64	4	194	Peak
2	15541.90	44.87	54.00	-9.13	30.12	11.23	38.16	34.64	4	194	Average

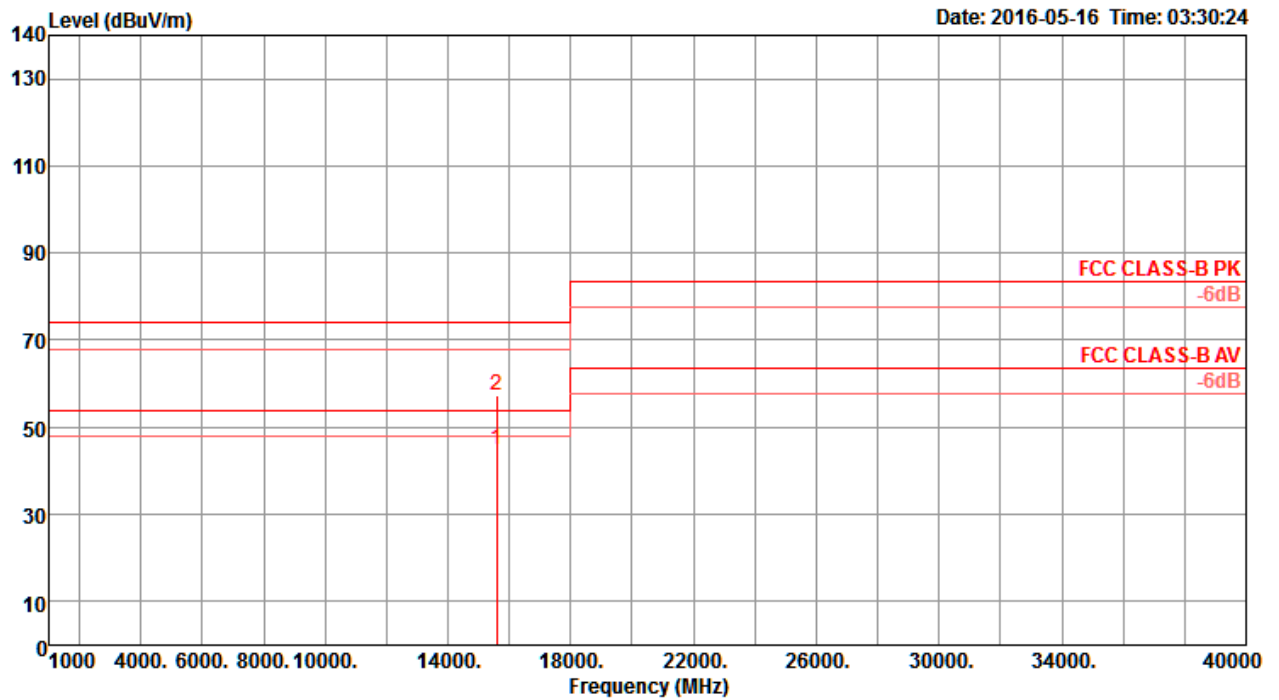
Temperature	22°C	Humidity	56%
Test Engineer	Nyle Chang & Peter Wu & Gary Chu & DK Chang & Eddie Weng & Stim Song & Brain Sun	Configurations	IEEE 802.11ac MCS0/Nss3 VHT20 CH 40 / Chain 1 + Chain 2 + Chain 3 + Chain 4
Test Mode	Mode 4		

Horizontal



	Freq	Level	Limit	Over	Read	Cable	Antenna	Preamp	T/Pos	A/Pos	Remark	Pol/Phase
	MHz	dBuV/m	dBuV/m	dB	dBuV	dB	dB/m	dB	deg	cm		
1	15599.60	44.32	54.00	-9.68	29.53	11.24	38.23	34.68	3	180	Average	HORIZONTAL
2	15600.99	57.19	74.00	-16.81	42.33	11.25	38.29	34.68	3	180	Peak	HORIZONTAL

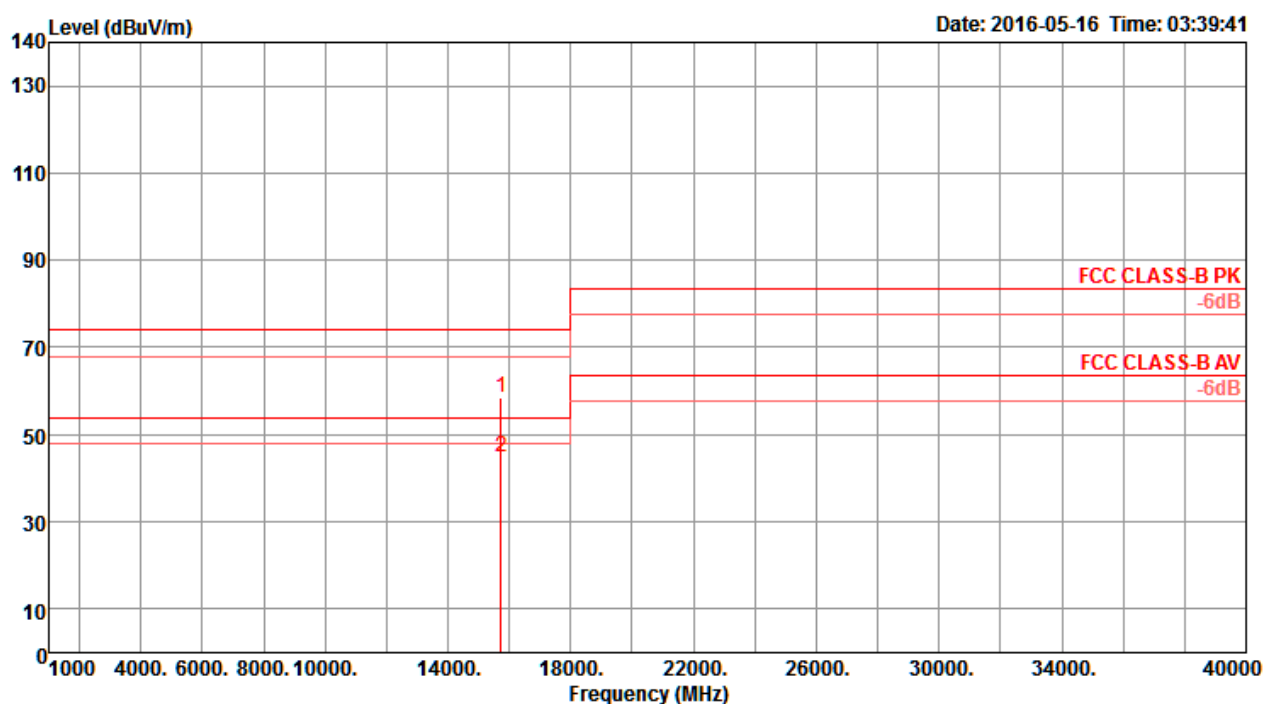
Vertical



	Freq	Level	Limit	Over	Read	CableAntenna	Preamp	T/Pos	A/Pos	Remark	Pol/Phase
	MHz	dBuV/m	dBuV/m	dB	dBuV	dB	dB/m	dB	deg	cm	
1	15600.90	44.99	54.00	-9.01	30.13	11.25	38.29	34.68	212	190 Average	VERTICAL
2	15602.28	57.21	74.00	-16.79	42.35	11.25	38.29	34.68	212	190 Peak	VERTICAL

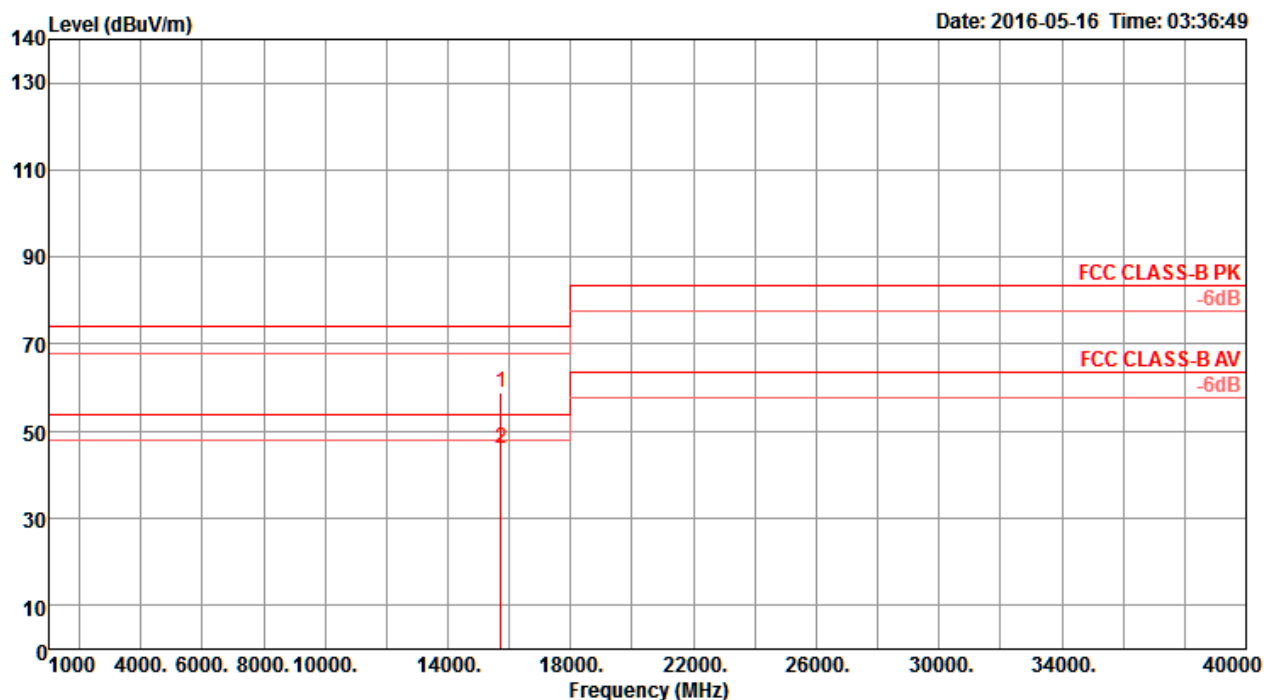
Temperature	22°C	Humidity	56%
Test Engineer	Nyle Chang & Peter Wu & Gary Chu & DK Chang & Eddie Weng & Stim Song & Brain Sun	Configurations	IEEE 802.11ac MCS0/Nss3 VHT20 CH 48 / Chain 1 + Chain 2 + Chain 3 + Chain 4
Test Mode	Mode 4		

Horizontal



	Freq	Level	Limit	Over	Read	Cable	Antenna	Preamp	T/Pos	A/Pos	Remark	Pol/Phase
	MHz	dBuV/m	dBuV/m	dB	dBuV	dB	dB/m	dB	deg	cm		
1	15719.48	58.34	74.00	-15.66	43.46	11.27	38.42	34.81	130	200	Peak	HORIZONTAL
2	15719.93	44.87	54.00	-9.13	29.99	11.27	38.42	34.81	130	200	Average	HORIZONTAL

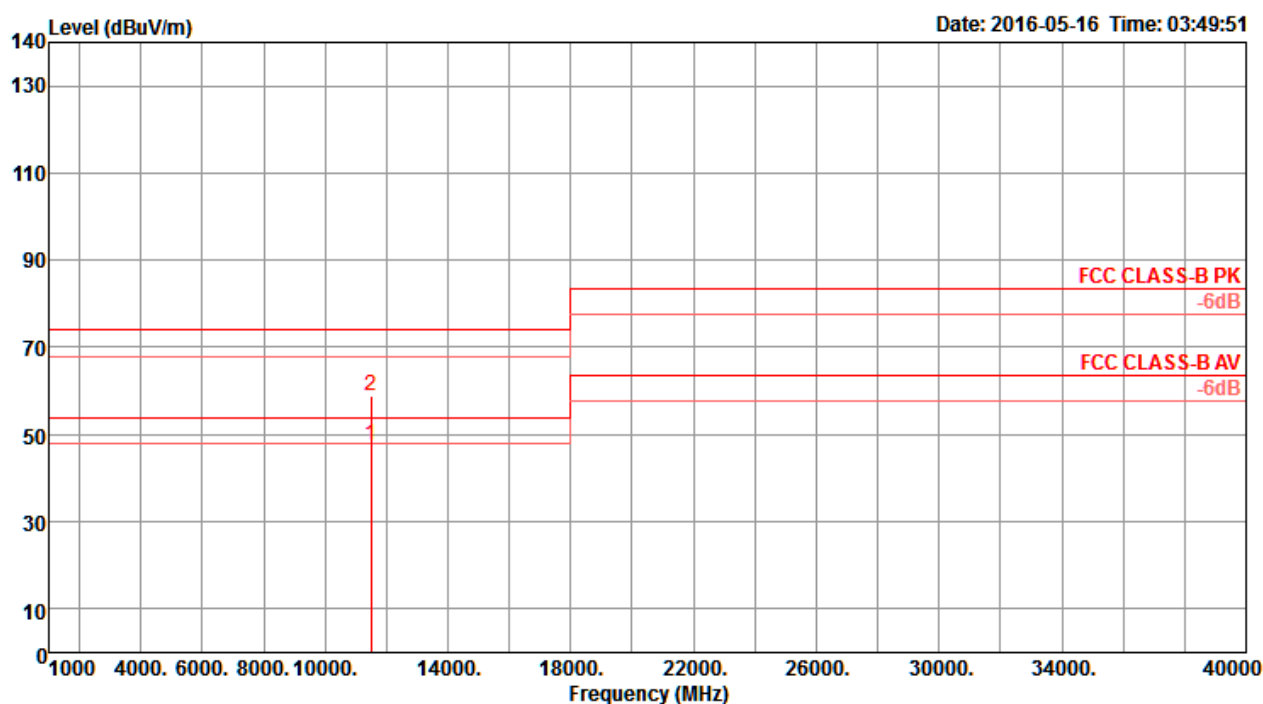
Vertical



	Freq	Level	Limit	Over	Read	Cable	Antenna	Preamp	T/Pos	A/Pos	Remark	Pol/Phase
	MHz	dBuV/m	dBuV/m	dB	dBuV	dB	dB/m	dB	deg	cm		
1	15718.37	59.00	74.00	-15.00	44.12	11.27	38.42	34.81	130	207	Peak	VERTICAL
2	15720.72	46.20	54.00	-7.80	31.32	11.27	38.42	34.81	130	207	Average	VERTICAL

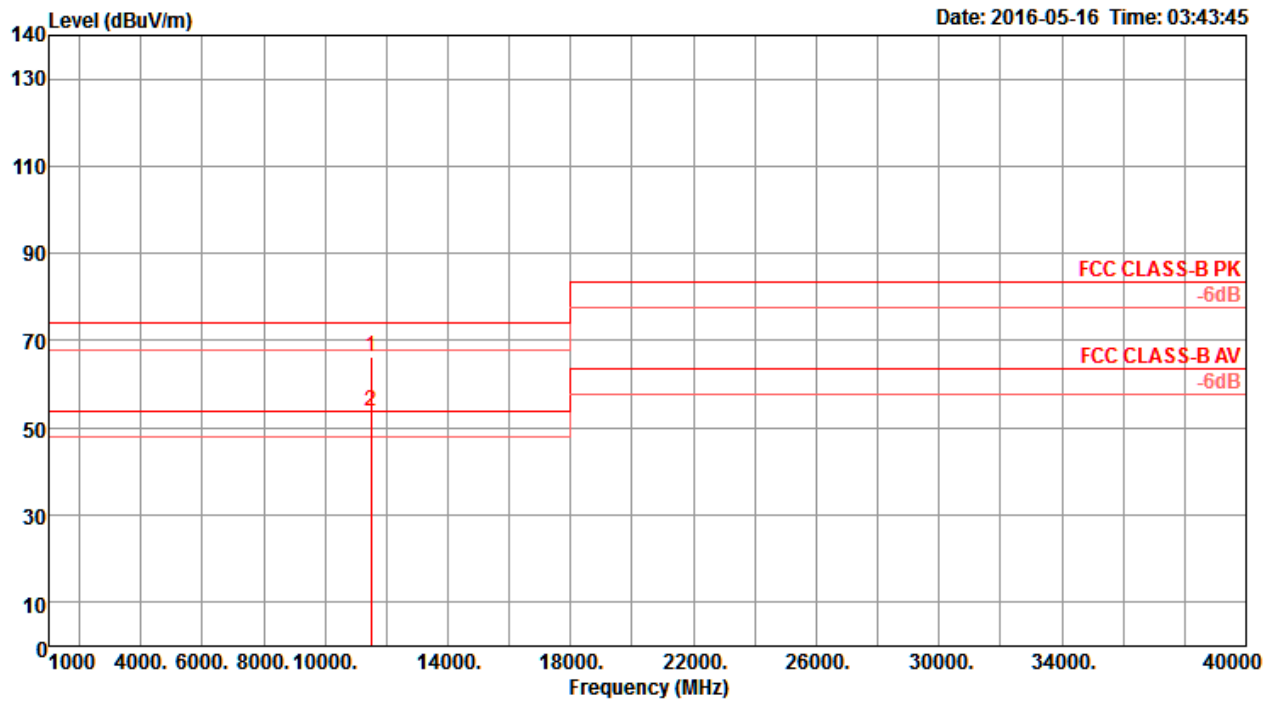
Temperature	22°C	Humidity	56%
Test Engineer	Nyle Chang & Peter Wu & Gary Chu & DK Chang & Eddie Weng & Stim Song & Brain Sun	Configurations	IEEE 802.11ac MCS0/Nss3 VHT20 CH 149 / Chain 1 + Chain 2 + Chain 3 + Chain 4
Test Mode	Mode 4		

Horizontal



	Freq	Level	Limit	Over	Read	Cable	Antenna	Preamp	T/Pos	A/Pos	Remark	Pol/Phase
	MHz	dBuV/m	dBuV/m	dB	dBuV	dB	dB/m	dB	deg	cm		
1	11487.86	47.52	54.00	-6.48	34.02	9.62	38.50	34.62	145	200	Average	HORIZONTAL
2	11490.39	58.99	74.00	-15.01	45.49	9.62	38.50	34.62	145	200	Peak	HORIZONTAL

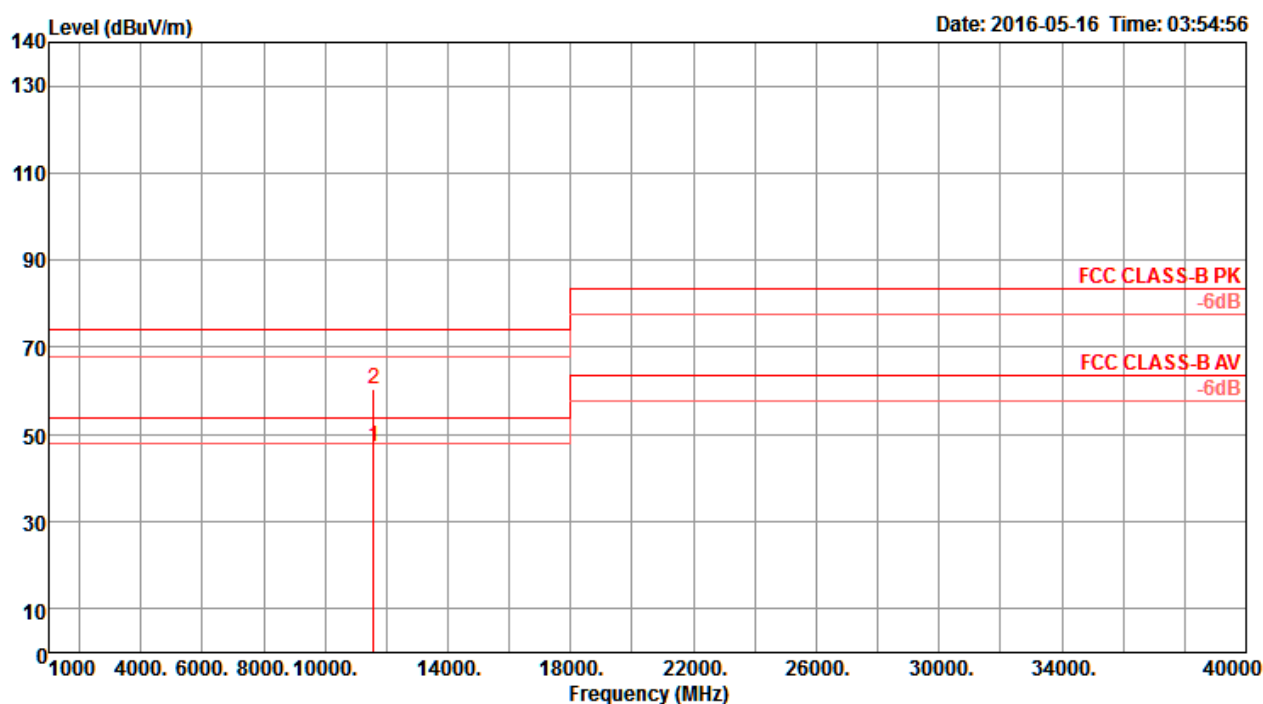
Vertical



	Freq	Level	Limit	Over	Read	CableAntenna	Preamp	T/Pos	A/Pos	Remark	Pol/Phase
	MHz	dBuV/m	dBuV/m	dB	dBuV	dB	dB/m	dB	deg	cm	
1	11488.14	66.12	74.00	-7.88	52.62	9.62	38.50	34.62	133	208 Peak	VERTICAL
2	11490.15	53.72	54.00	-0.28	40.22	9.62	38.50	34.62	133	208 Average	VERTICAL

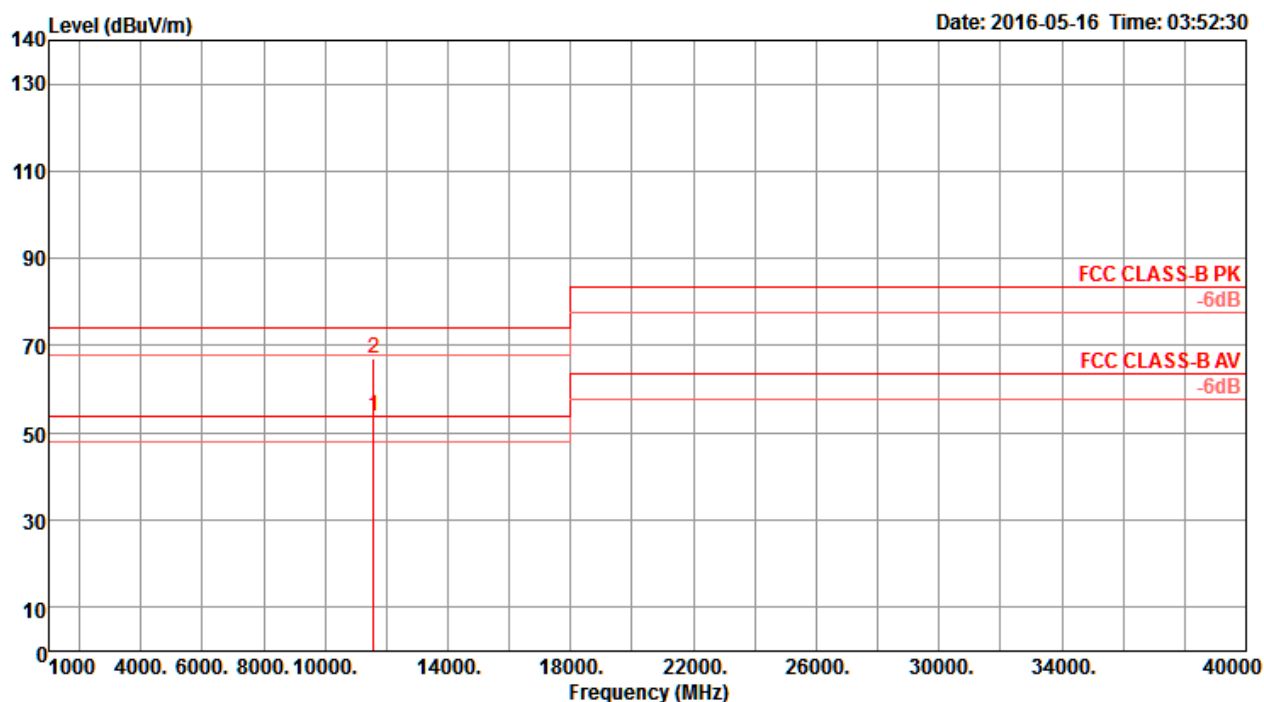
Temperature	22°C	Humidity	56%
Test Engineer	Nyle Chang & Peter Wu & Gary Chu & DK Chang & Eddie Weng & Stim Song & Brain Sun	Configurations	IEEE 802.11ac MCS0/Nss3 VHT20 CH 157 / Chain 1 + Chain 2 + Chain 3 + Chain 4
Test Mode	Mode 4		

Horizontal



	Freq	Level	Limit	Over	Read	Cable	Antenna	Preamp	T/Pos	A/Pos	Remark	Pol/Phase
	MHz	dBuV/m	dBuV/m	dB	dBuV	dB	dB/m	dB	deg	cm		
1	11567.92	47.34	54.00	-6.66	33.85	9.61	38.53	34.65	158	210	Average	HORIZONTAL
2	11568.94	60.62	74.00	-13.38	47.13	9.61	38.53	34.65	158	210	Peak	HORIZONTAL

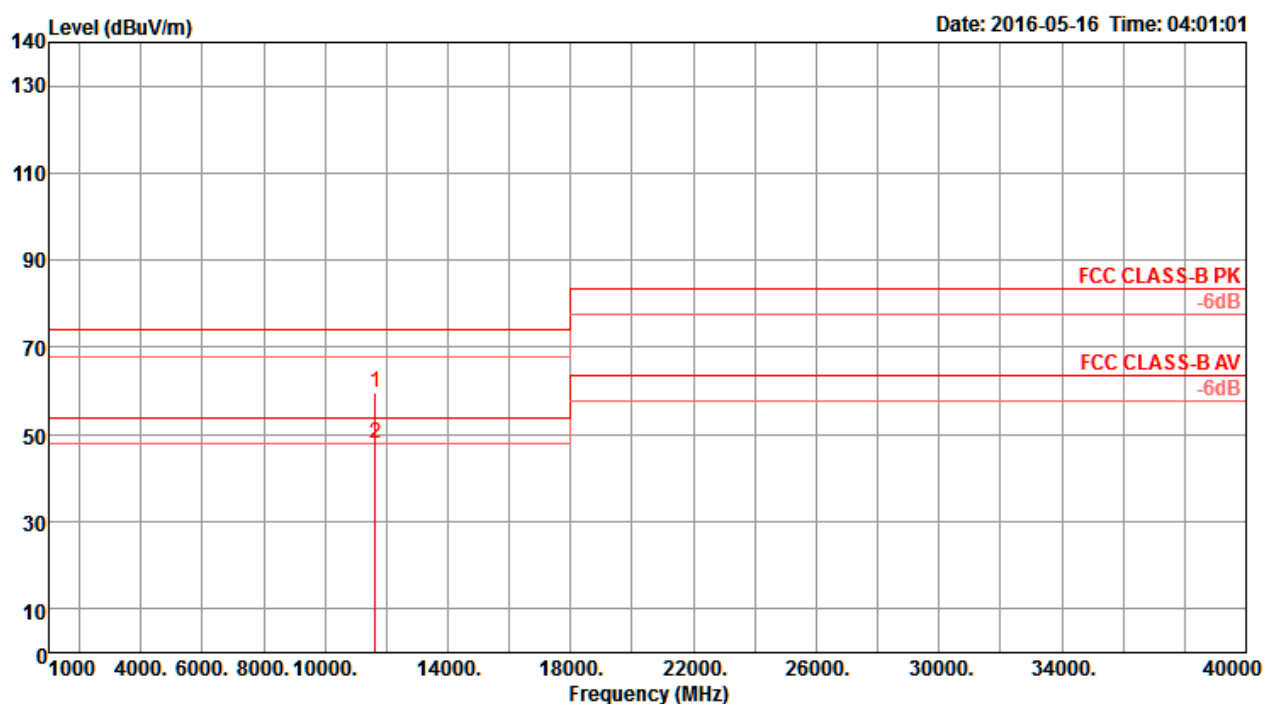
Vertical



	Freq	Level	Limit	Over	Read	CableAntenna	Preamp	T/Pos	A/Pos	Remark	Pol/Phase
	MHz	dBuV/m	dBuV/m	dB	dBuV	dB	dB/m	dB	deg	cm	
1	11570.38	53.85	54.00	-0.15	40.36	9.61	38.53	34.65	131	209 Average	VERTICAL
2	11570.58	67.21	74.00	-6.79	53.72	9.61	38.53	34.65	131	209 Peak	VERTICAL

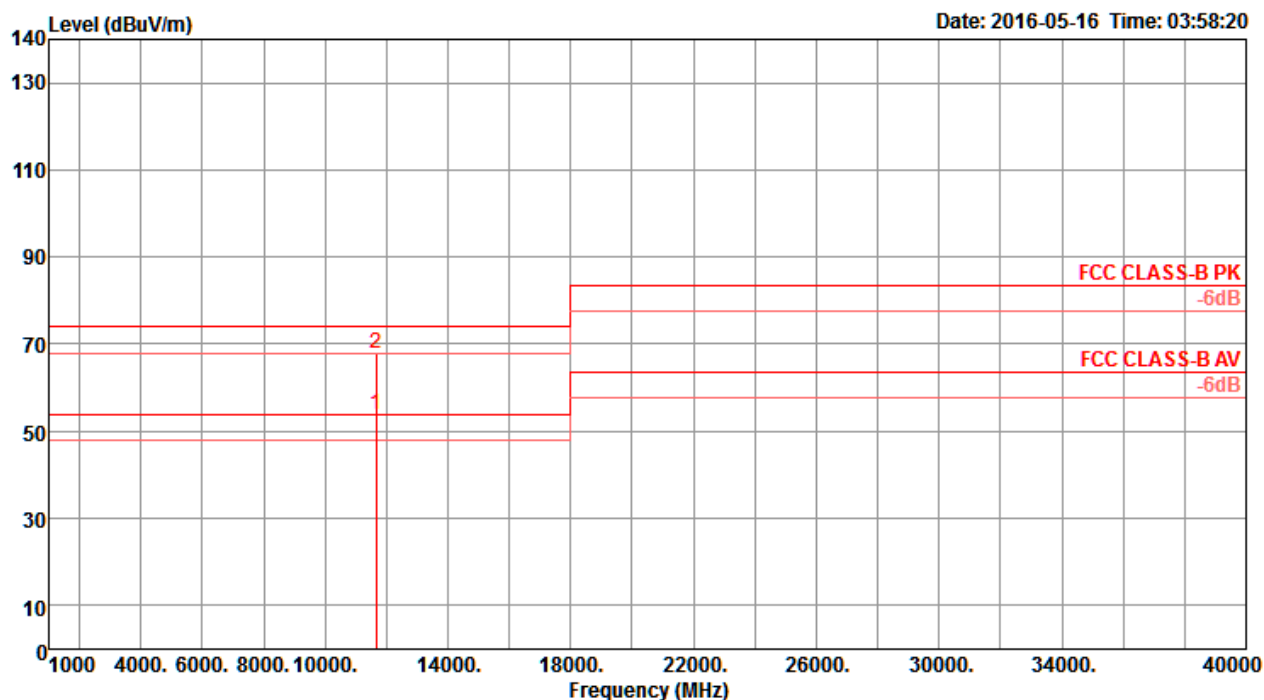
Temperature	22°C	Humidity	56%
Test Engineer	Nyle Chang & Peter Wu & Gary Chu & DK Chang & Eddie Weng & Stim Song & Brain Sun	Configurations	IEEE 802.11ac MCS0/Nss3 VHT20 CH 165 / Chain 1 + Chain 2 + Chain 3 + Chain 4
Test Mode	Mode 4		

Horizontal



	Freq	Level	Limit	Over	Read	Cable	Antenna	Preamp	T/Pos	A/Pos	Remark	Pol/Phase
	MHz	dBuV/m	dBuV/m	dB	dBuV	dB	dB/m	dB	deg	cm		
1	11648.24	59.83	74.00	-14.17	46.36	9.60	38.55	34.68	157	203	Peak	HORIZONTAL
2	11648.60	48.12	54.00	-5.88	34.65	9.60	38.55	34.68	157	203	Average	HORIZONTAL

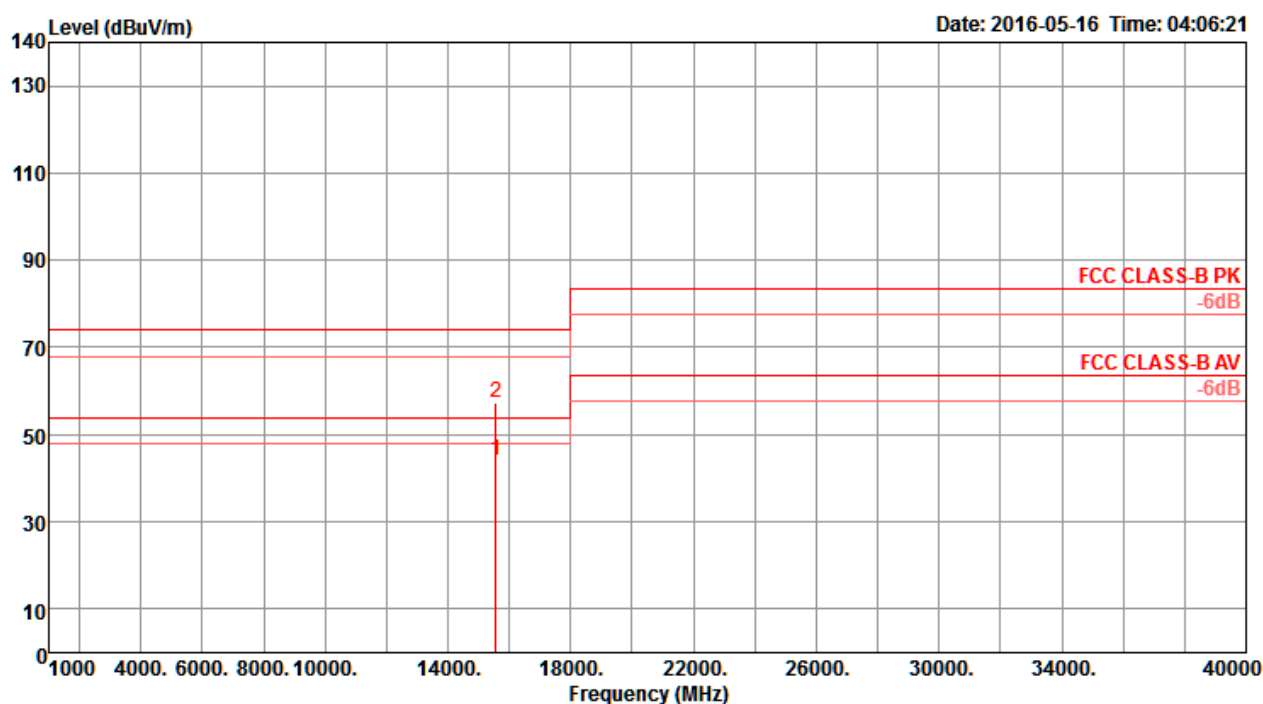
Vertical



	Freq	Level	Limit	Over	Read	Cable	Antenna	Preamp	T/Pos	A/Pos	Remark	Pol/Phase
	MHz	dBuV/m	dBuV/m	dB	dBuV	dB	dB/m	dB	deg	cm		
1	11649.84	53.92	54.00	-0.08	40.45	9.60	38.55	34.68	226	200	Average	VERTICAL
2	11651.47	67.75	74.00	-6.25	54.26	9.60	38.57	34.68	226	200	Peak	VERTICAL

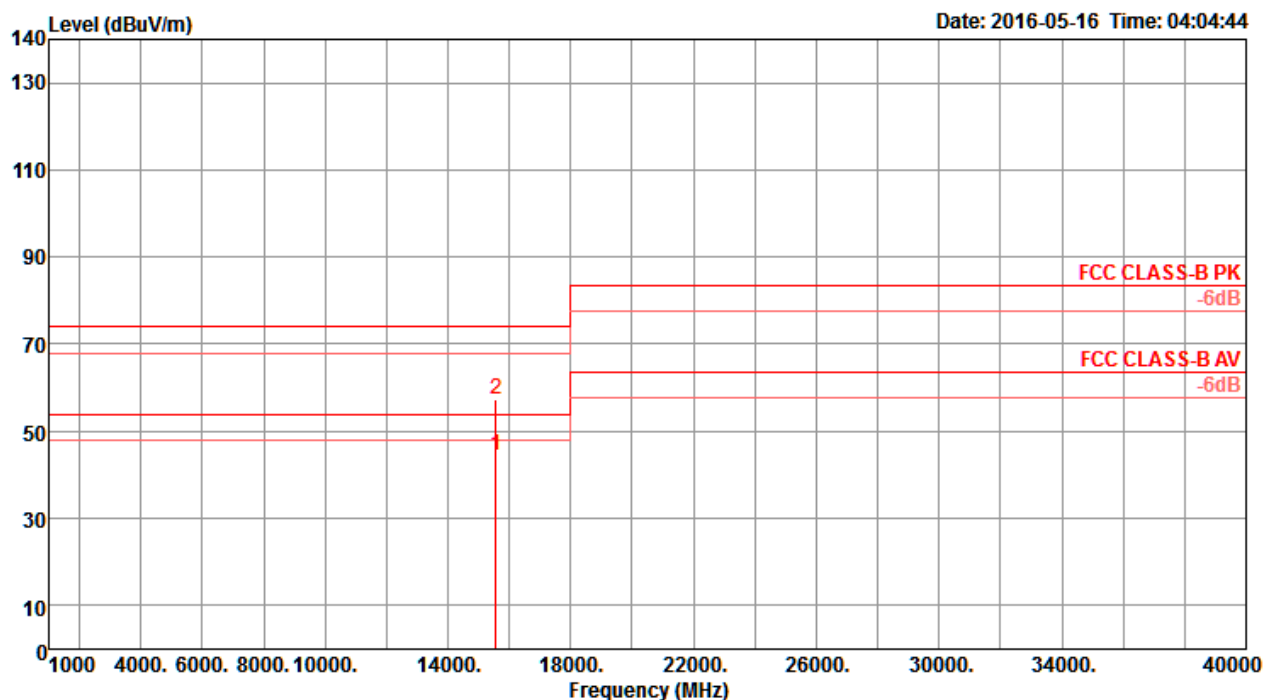
Temperature	22°C	Humidity	56%
Test Engineer	Nyle Chang & Peter Wu & Gary Chu & DK Chang & Eddie Weng & Stim Song & Brain Sun	Configurations	IEEE 802.11ac MCS0/Nss3 VHT40 CH 38 / Chain 1 + Chain 2 + Chain 3 + Chain 4
Test Mode	Mode 4		

Horizontal



	Freq	Level	Limit	Over	Read	Cable	Antenna	Preamp	T/Pos	A/Pos	Remark	Pol/Phase
	MHz	dBuV/m	dBuV/m	dB	dBuV	dB	dB/m	dB	deg	cm		
1	15571.39	44.15	54.00	-9.85	29.36	11.24	38.23	34.68	295	209	Average	HORIZONTAL
2	15571.95	57.26	74.00	-16.74	42.47	11.24	38.23	34.68	295	209	Peak	HORIZONTAL

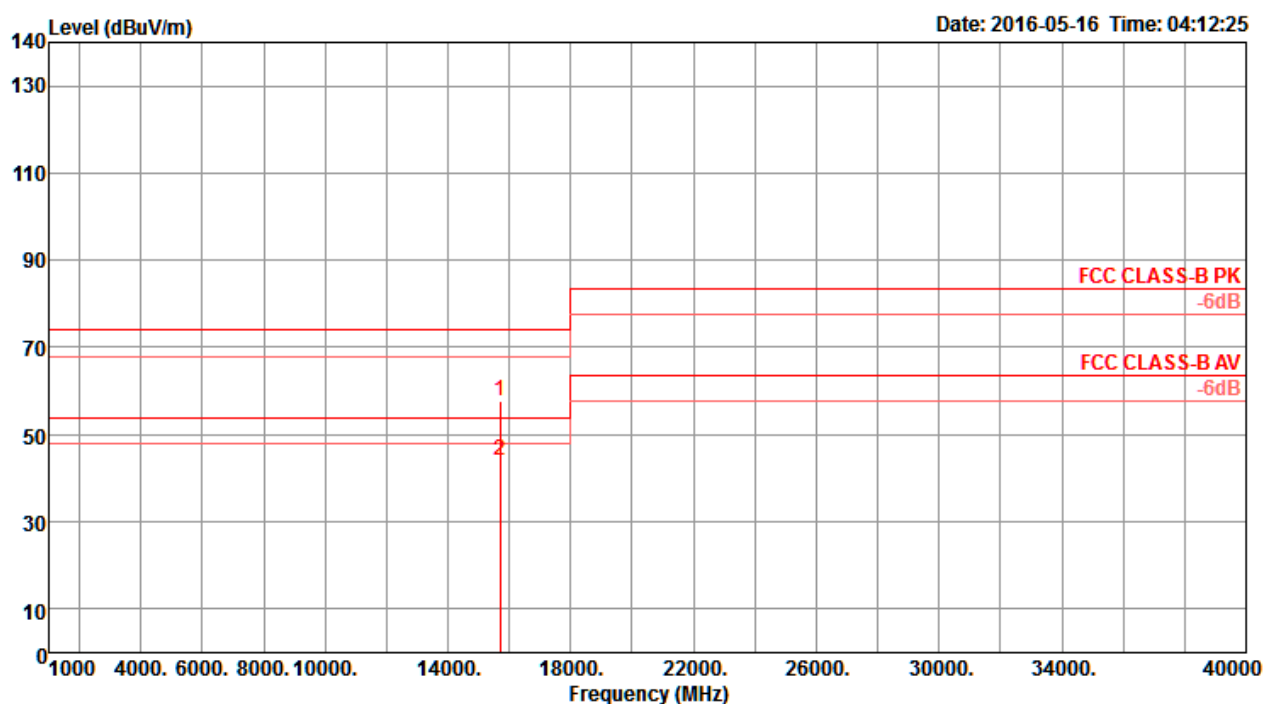
Vertical



	Freq	Level	Limit	Over	Read	CableAntenna	Preamp	T/Pos	A/Pos	Remark	Pol/Phase
	MHz	dBuV/m	dBuV/m	dB	dBuV	dB	dB/m	dB	deg	cm	
1	15568.10	44.35	54.00	-9.65	29.56	11.24	38.23	34.68	165	210 Average	VERTICAL
2	15569.86	57.17	74.00	-16.83	42.38	11.24	38.23	34.68	165	210 Peak	VERTICAL

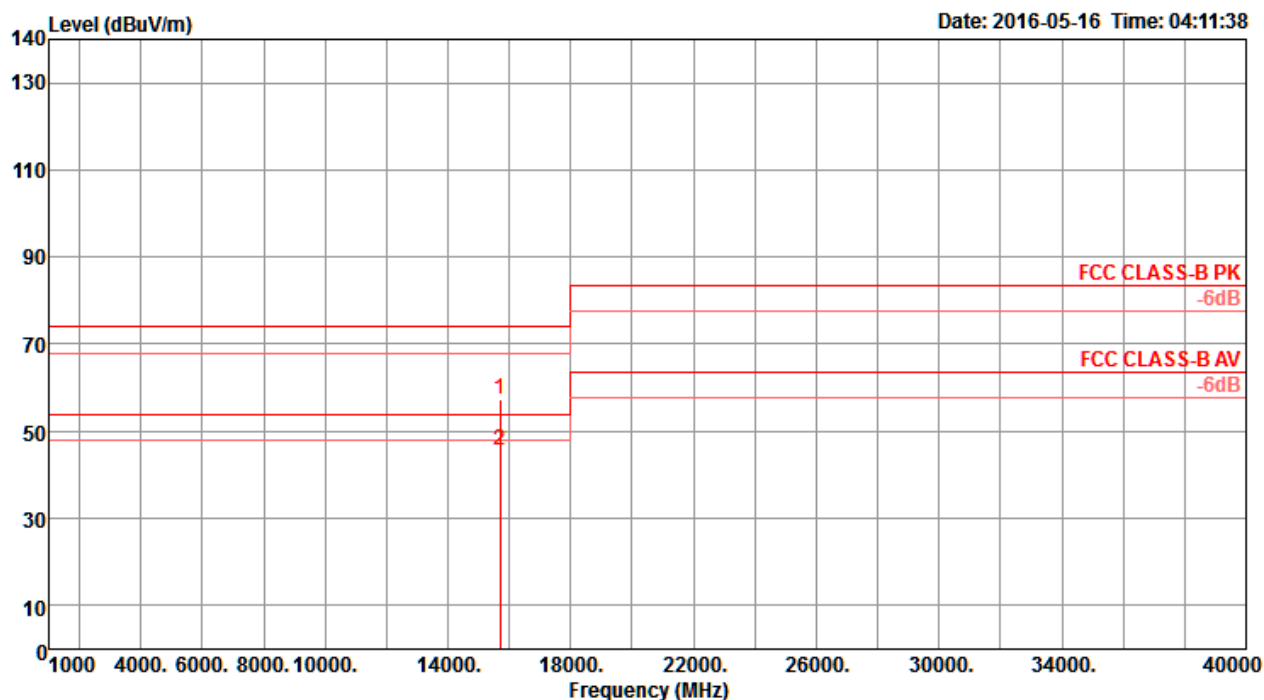
Temperature	22°C	Humidity	56%
Test Engineer	Nyle Chang & Peter Wu & Gary Chu & DK Chang & Eddie Weng & Stim Song & Brain Sun	Configurations	IEEE 802.11ac MCS0/Nss3 VHT40 CH 46 / Chain 1 + Chain 2 + Chain 3 + Chain 4
Test Mode	Mode 4		

Horizontal



	Freq	Level	Limit	Over	Read	Cable	Antenna	Preamp	T/Pos	A/Pos	Remark	Pol/Phase
	MHz	dBuV/m	dBuV/m	dB	dBuV	dB	dB/m	dB	deg	cm		
1	15688.69	57.56	74.00	-16.44	42.72	11.26	38.35	34.77	158	201	Peak	HORIZONTAL
2	15688.85	44.19	54.00	-9.81	29.35	11.26	38.35	34.77	158	201	Average	HORIZONTAL

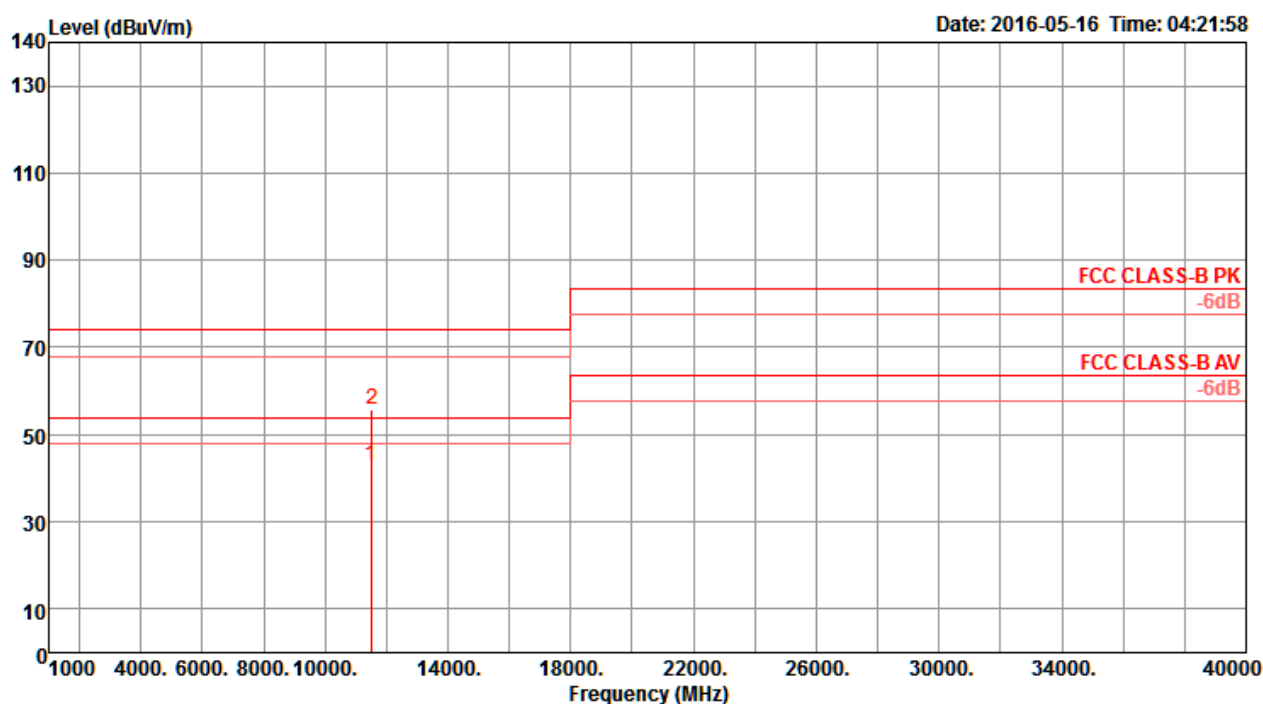
Vertical



	Freq	Level	Limit	Over	Read	CableAntenna	Preamp	T/Pos	A/Pos	Remark	Pol/Phase
	MHz	dBuV/m	dBuV/m	dB	dBuV	dB	dB/m	dB	deg	cm	
1	15688.97	57.44	74.00	-16.56	42.60	11.26	38.35	34.77	91	212 Peak	VERTICAL
2	15691.34	45.74	54.00	-8.26	30.82	11.27	38.42	34.77	91	212 Average	VERTICAL

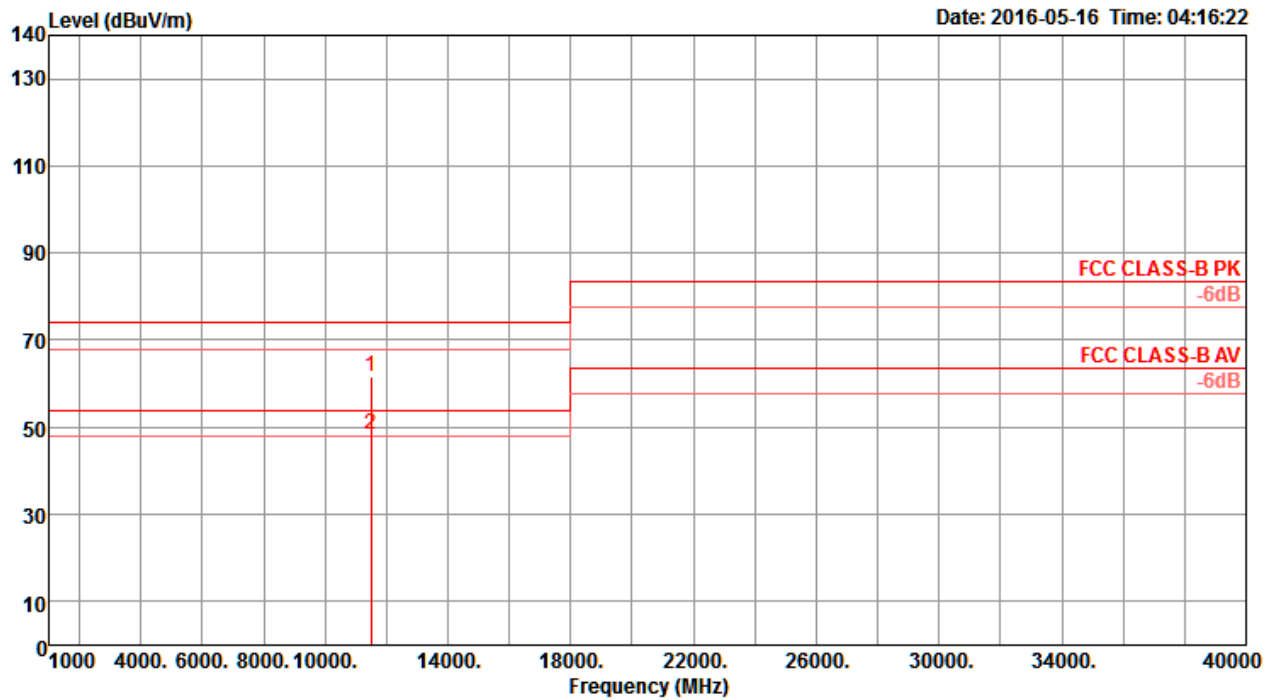
Temperature	22°C	Humidity	56%
Test Engineer	Nyle Chang & Peter Wu & Gary Chu & DK Chang & Eddie Weng & Stim Song & Brain Sun	Configurations	IEEE 802.11ac MCS0/Nss3 VHT40 CH 151 / Chain 1 + Chain 2 + Chain 3 + Chain 4
Test Mode	Mode 4		

Horizontal



	Freq	Level	Limit	Over	Read	Cable	Antenna	Preamp	T/Pos	A/Pos	Remark	Pol/Phase
	MHz	dBuV/m	dBuV/m	dB	dBuV	dB	dB/m	dB	deg	cm		
1	11508.09	43.05	54.00	-10.95	29.55	9.62	38.50	34.62	236	200	Average	HORIZONTAL
2	11511.38	55.73	74.00	-18.27	42.24	9.62	38.50	34.63	236	200	Peak	HORIZONTAL

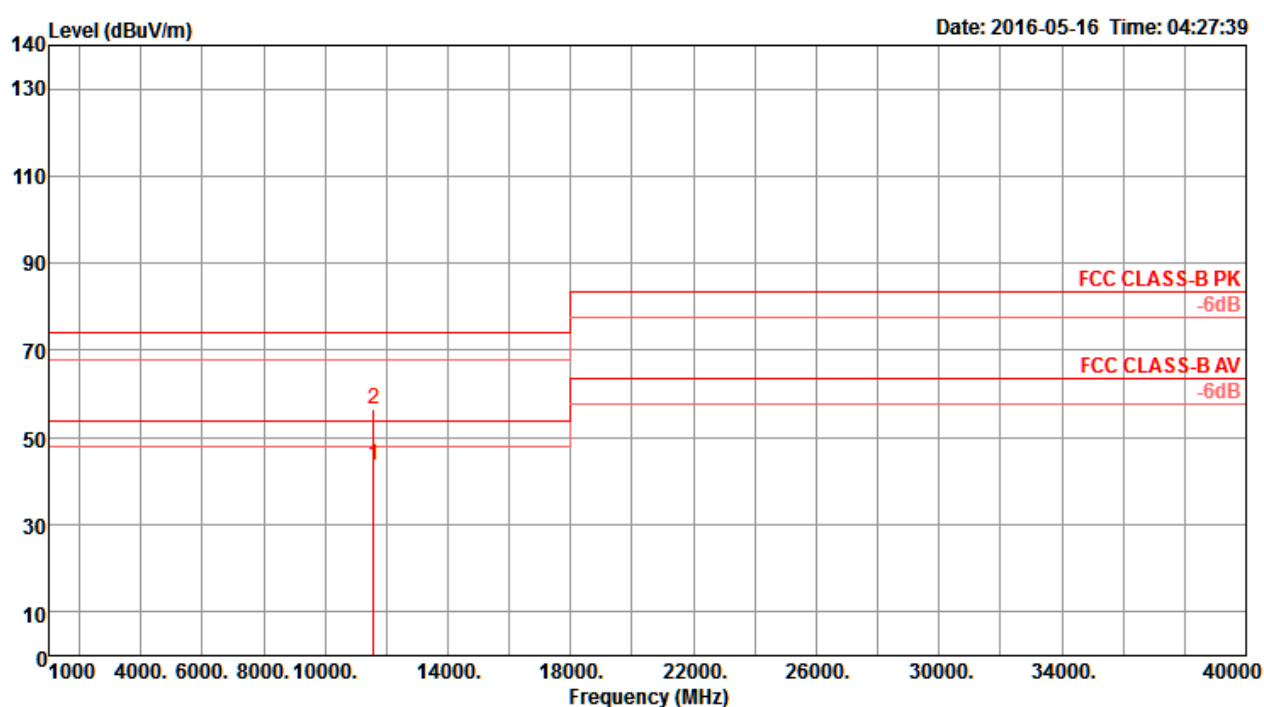
Vertical



	Freq	Level	Limit	Over	Read	Cable	Antenna	Preamp	T/Pos	A/Pos	Remark	Pol/Phase
	MHz	dBuV/m	dBuV/m	dB	dBuV	dB	dB/m	dB	deg	cm		
1	11508.67	61.52	74.00	-12.48	48.02	9.62	38.50	34.62	69	200	Peak	VERTICAL
2	11509.79	48.47	54.00	-5.53	34.98	9.62	38.50	34.63	69	200	Average	VERTICAL

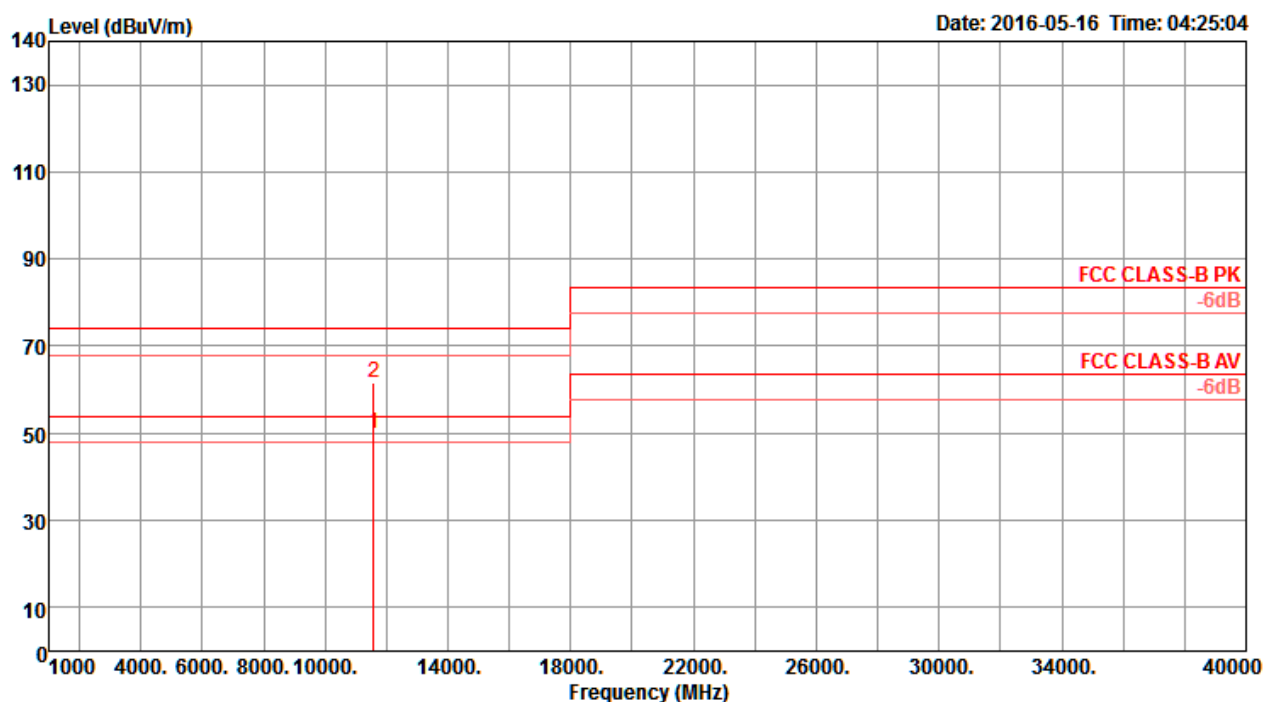
Temperature	22°C	Humidity	56%
Test Engineer	Nyle Chang & Peter Wu & Gary Chu & DK Chang & Eddie Weng & Stim Song & Brain Sun	Configurations	IEEE 802.11ac MCS0/Nss3 VHT40 CH 159 / Chain 1 + Chain 2 + Chain 3 + Chain 4
Test Mode	Mode 4		

Horizontal



	Freq	Level	Limit	Over	Read	Cable	Antenna	Preamp	T/Pos	A/Pos	Remark	Pol/Phase
	MHz	dBuV/m	dBuV/m	dB	dBuV	dB	dB/m	dB	deg	cm		
1	11589.98	43.53	54.00	-10.47	30.05	9.60	38.54	34.66	167	205	Average	HORIZONTAL
2	11591.29	56.72	74.00	-17.28	43.24	9.60	38.54	34.66	167	205	Peak	HORIZONTAL

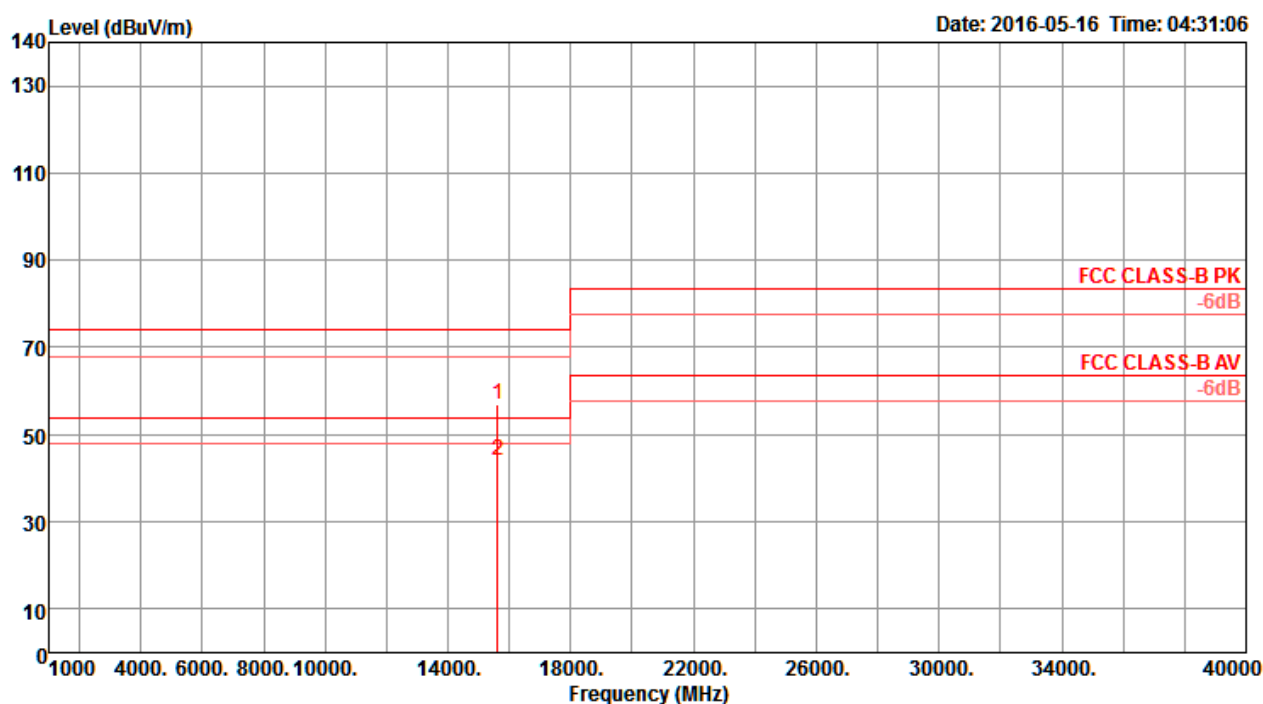
Vertical



	Freq	Level	Limit	Over	Read	Cable	Antenna	Preamp	T/Pos	A/Pos	Remark	Pol/Phase
	MHz	dBuV/m	dBuV/m	dB	dBuV	dB	dB/m	dB	deg	cm		
1	11587.81	49.79	54.00	-4.21	36.31	9.60	38.54	34.66	131	200	Average	VERTICAL
2	11591.74	61.79	74.00	-12.21	48.31	9.60	38.54	34.66	131	200	Peak	VERTICAL

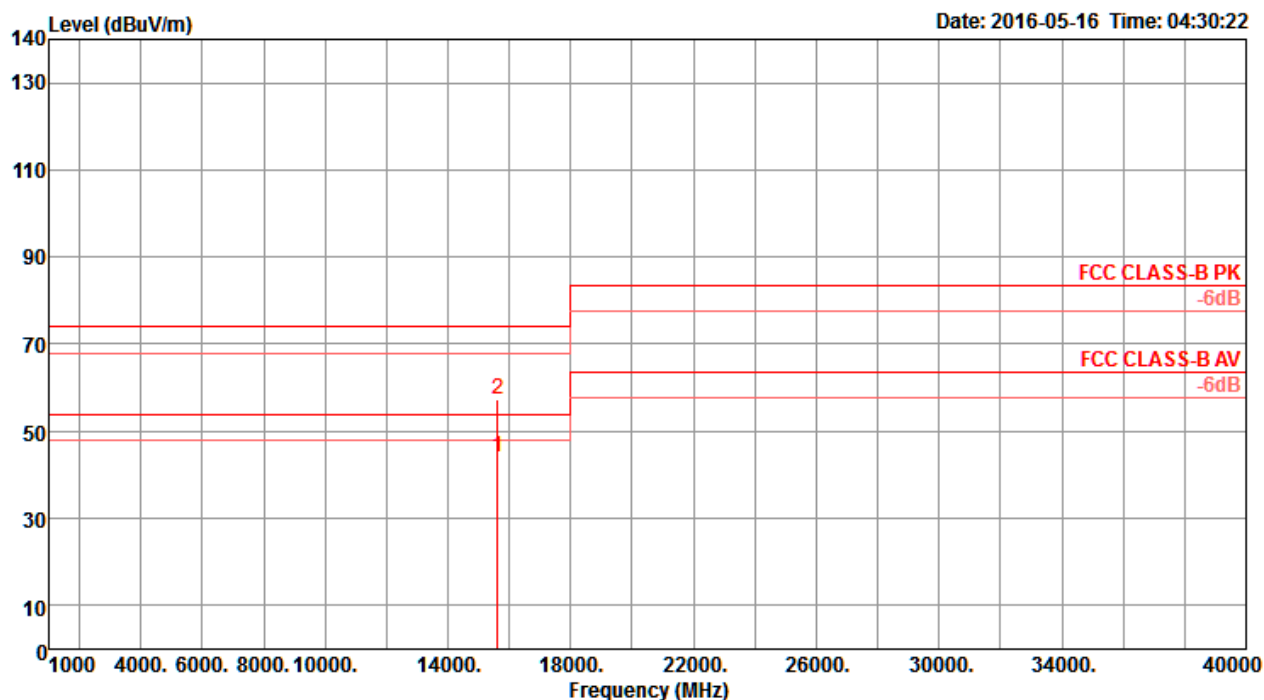
Temperature	22°C	Humidity	56%
Test Engineer	Nyle Chang & Peter Wu & Gary Chu & DK Chang & Eddie Weng & Stim Song & Brain Sun	Configurations	IEEE 802.11ac MCS0/Nss3 VHT80 CH 42 / Chain 1 + Chain 2 + Chain 3 + Chain 4
Test Mode	Mode 4		

Horizontal



	Freq	Level	Limit	Over	Read	Cable	Antenna	Preamp	T/Pos	A/Pos	Remark	Pol/Phase
	MHz	dBuV/m	dBuV/m	dB	dBuV	dB	dB/m	dB	deg	cm		
1	15629.23	57.06	74.00	-16.94	42.25	11.25	38.29	34.73	213	198	Peak	HORIZONTAL
2	15631.19	44.05	54.00	-9.95	29.24	11.25	38.29	34.73	213	198	Average	HORIZONTAL

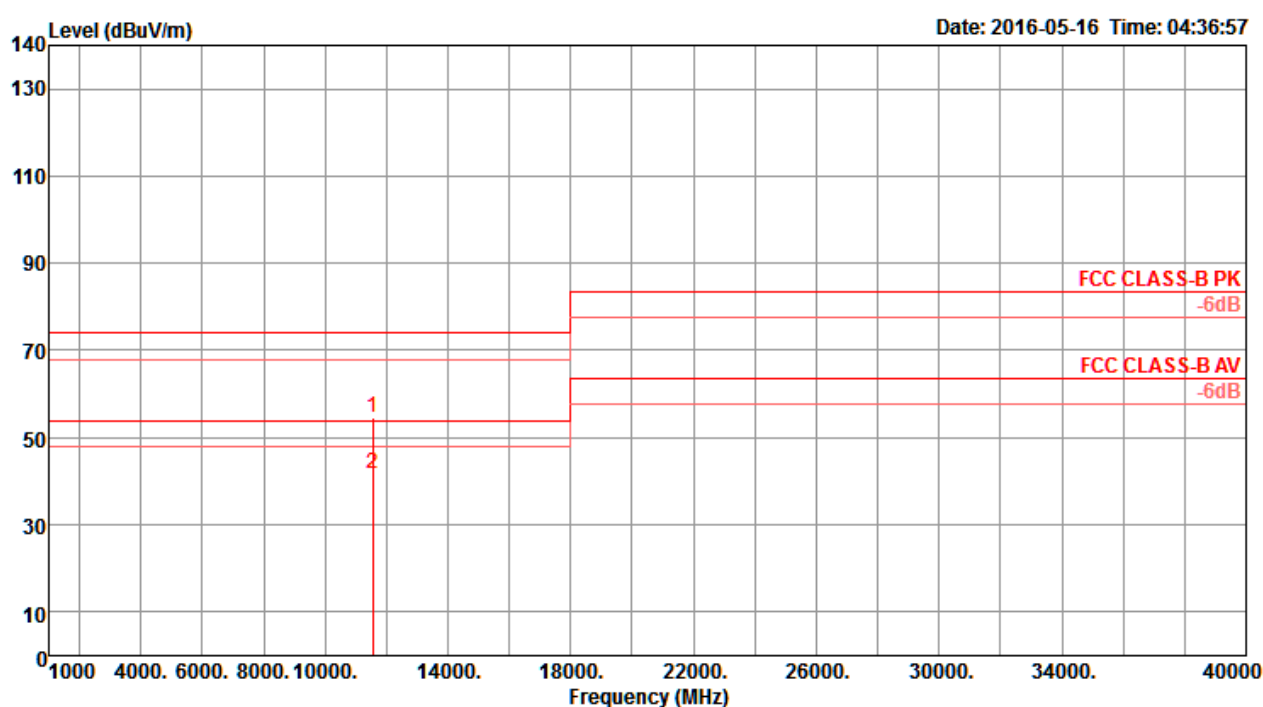
Vertical



	Freq	Level	Limit	Over	Read	CableAntenna	Preamp	T/Pos	A/Pos	Remark	Pol/Phase
	MHz	dBuV/m	dBuV/m	dB	dBuV	dB	dB/m	dB	deg	cm	
1	15629.36	44.26	54.00	-9.74	29.45	11.25	38.29	34.73	264	200 Average	VERTICAL
2	15629.56	57.30	74.00	-16.70	42.49	11.25	38.29	34.73	264	200 Peak	VERTICAL

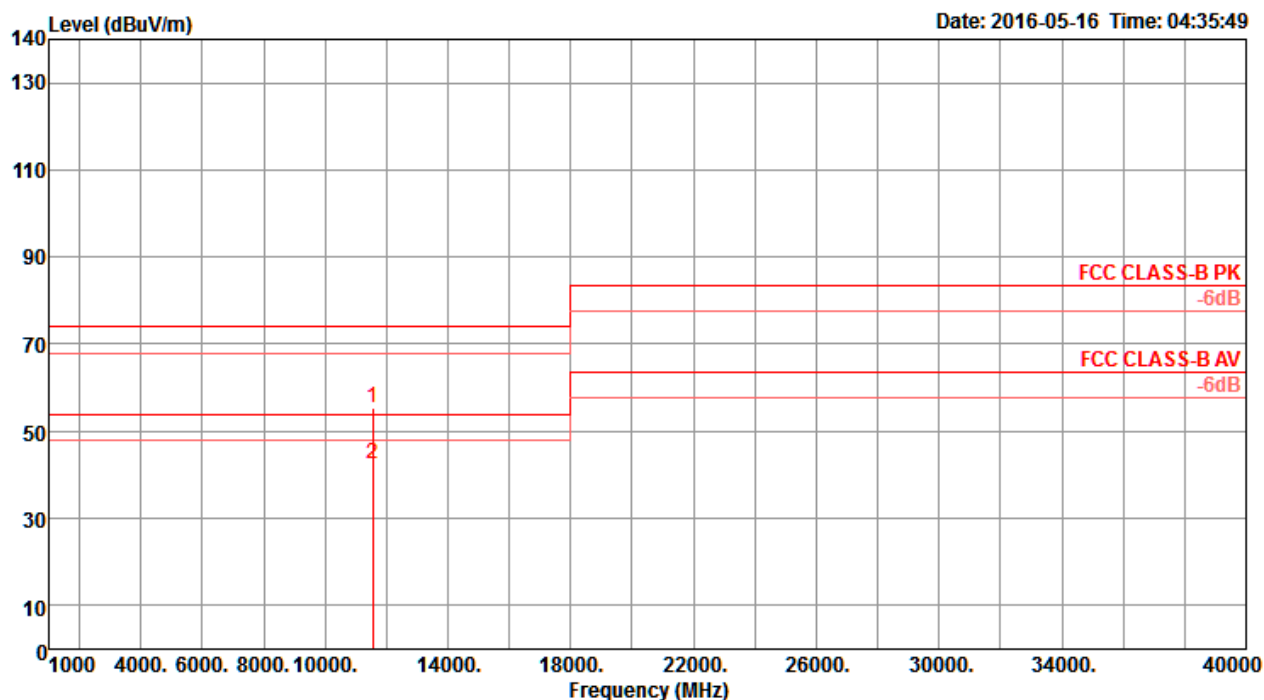
Temperature	22°C	Humidity	56%
Test Engineer	Nyle Chang & Peter Wu & Gary Chu & DK Chang & Eddie Weng & Stim Song & Brain Sun	Configurations	IEEE 802.11ac MCS0/Nss3 VHT80 CH 155 / Chain 1 + Chain 2 + Chain 3 + Chain 4
Test Mode	Mode 4		

Horizontal



	Freq	Level	Limit	Over	Read	Cable	Antenna	Preamp	T/Pos	A/Pos	Remark	Pol/Phase
	MHz	dBuV/m	dBuV/m	dB	dBuV	dB	dB/m	dB	deg	cm		
1	11551.13	54.71	74.00	-19.29	41.22	9.61	38.53	34.65	160	201	Peak	HORIZONTAL
2	11552.17	41.71	54.00	-12.29	28.22	9.61	38.53	34.65	160	201	Average	HORIZONTAL

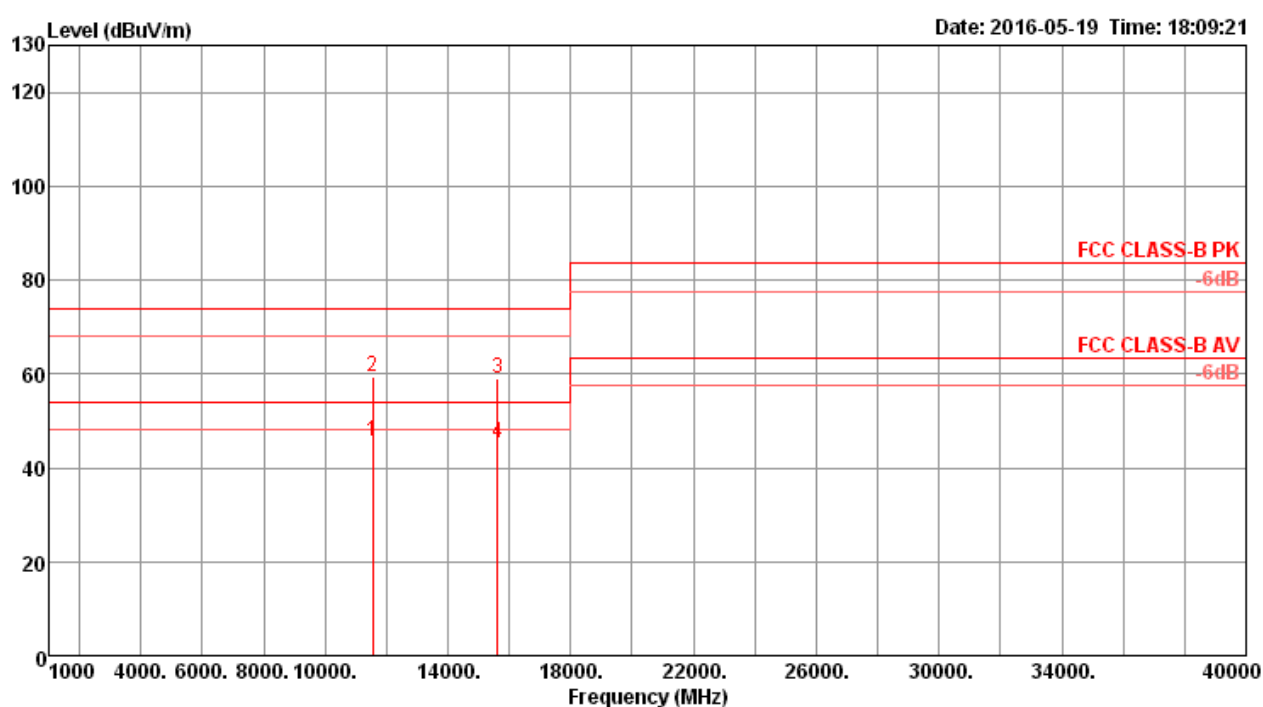
Vertical



	Freq	Level	Limit	Over	Read	Cable	Antenna	Preamp	T/Pos	A/Pos	Remark	Pol/Phase
	MHz	dBuV/m	dBuV/m	dB	dBuV	dB	dB/m	dB	deg	cm		
1	11548.45	55.56	74.00	-18.44	42.09	9.61	38.51	34.65	70	205	Peak	VERTICAL
2	11549.12	42.55	54.00	-11.45	29.08	9.61	38.51	34.65	70	205	Average	VERTICAL

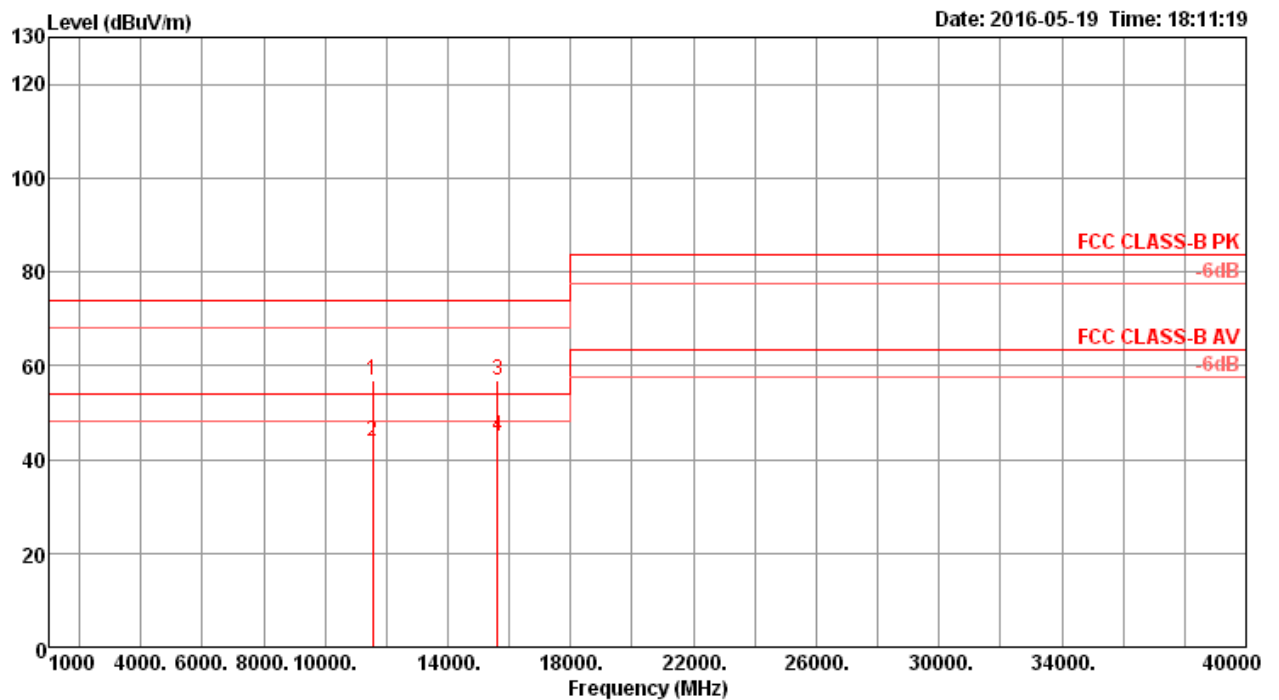
Temperature	22°C	Humidity	56%
Test Engineer	Nyle Chang & Peter Wu & Gary Chu & DK Chang & Eddie Weng & Stim Song & Brain Sun	Configurations	IEEE 802.11ac MCS0/Nss2 VHT80+80 Type 1 / CH 42+155 / Chain 1 + Chain 2 + Chain 3 + Chain 4
Test Mode	Mode 4		

Horizontal



	Freq	Level	Limit	Over	Read	CableAntenna	Preamp	A/Pos	T/Pos	Remark	Pol/Phase
	MHz	dBuV/m	dBuV/m	dB	dBuV	dB	dB/m	dB	cm	deg	
1	11550.21	45.81	54.00	-8.19	29.32	10.68	39.20	33.39	177	149 Average	HORIZONTAL
2	11552.33	59.22	74.00	-14.78	42.73	10.68	39.20	33.39	177	149 Peak	HORIZONTAL

Vertical



	Freq	Level	Limit Line	Over Limit	Read Level	CableAntenna Loss Factor	Preamp Factor	A/Pos	T/Pos	Remark	Pol/Phase
	MHz	dBuV/m	dBuV/m	dB	dBuV	dB	dB/m	dB	cm	deg	
1	11551.91	56.79	74.00	-17.21	40.30	10.68	39.20	33.39	162	198 Peak	VERTICAL
2	11552.20	43.73	54.00	-10.27	27.24	10.68	39.20	33.39	162	198 Average	VERTICAL

Note:

The amplitude of spurious emissions that are attenuated by more than 20dB below the permissible value has no need to be reported.

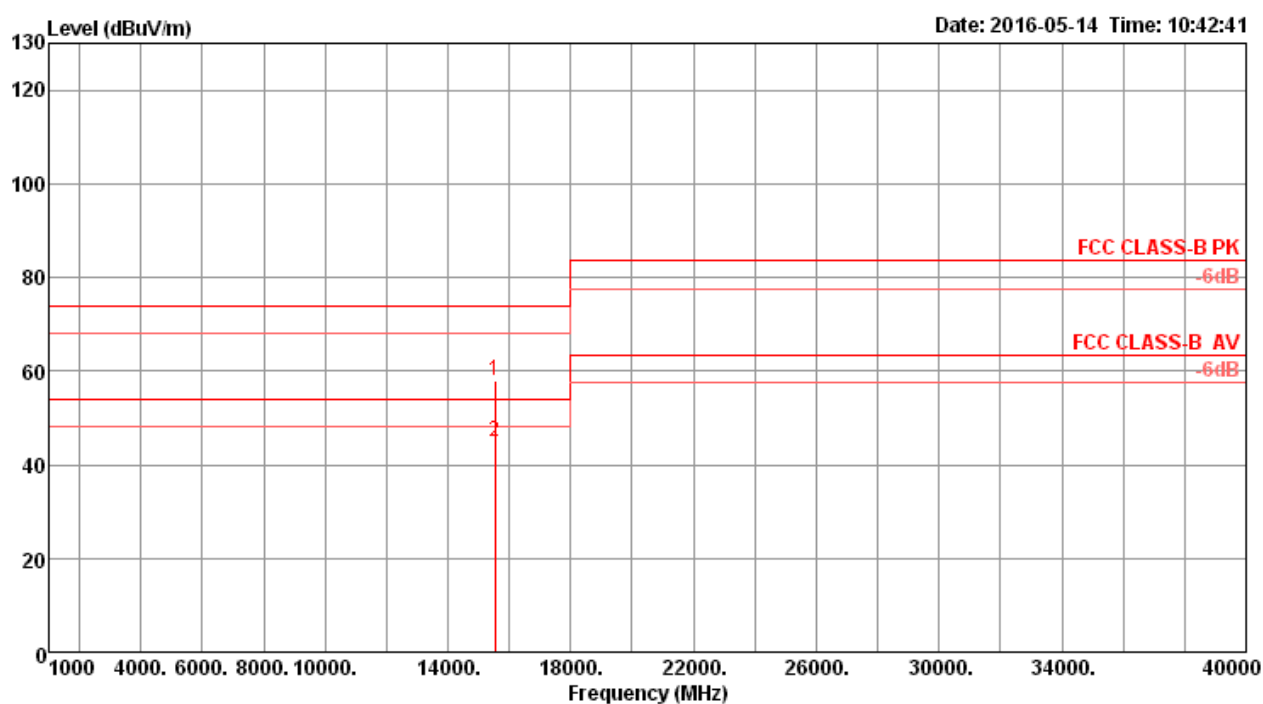
Emission level (dBuV/m) = 20 log Emission level (uV/m).

Corrected Reading: Antenna Factor + Cable Loss + Read Level - Preamp Factor = Level.

<For Radio 3 Mode>

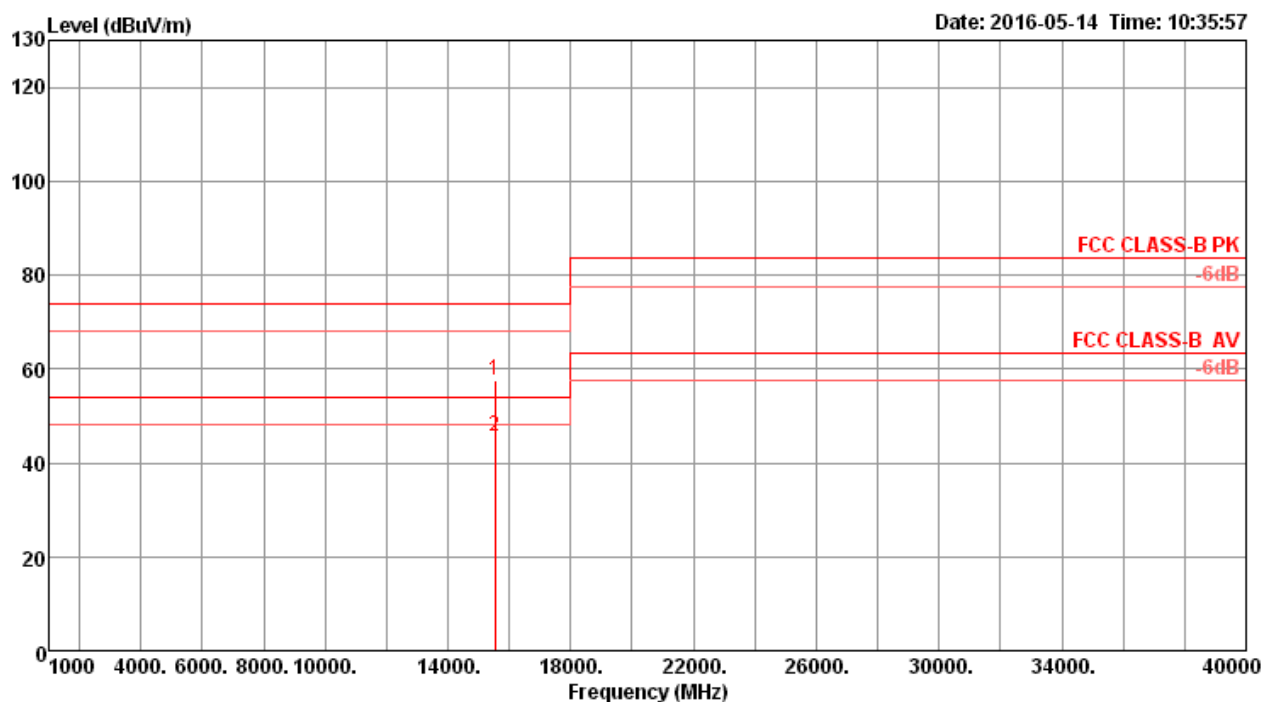
Temperature	22°C	Humidity	56%
Test Engineer	Nyle Chang & Peter Wu & Gary Chu & DK Chang & Eddie Weng & Stim Song & Brain Sun	Configurations	IEEE 802.11a CH 36 / Chain 5
Test Mode	Mode 5		

Horizontal



	Freq	Level	Limit Line	Over Limit	Read Level	Cable Loss	Antenna Factor	Preamp Factor	A/Pos	T/Pos	Remark	Pol/Phase
	MHz	dBuV/m	dBuV/m	dB	dBuV	dB	dB/m	dB	cm	deg		
1	15527.58	57.95	74.00	-16.05	41.27	12.28	38.13	33.73	226	176	Peak	HORIZONTAL
2	15541.68	44.84	54.00	-9.16	28.16	12.28	38.13	33.73	226	176	Average	HORIZONTAL

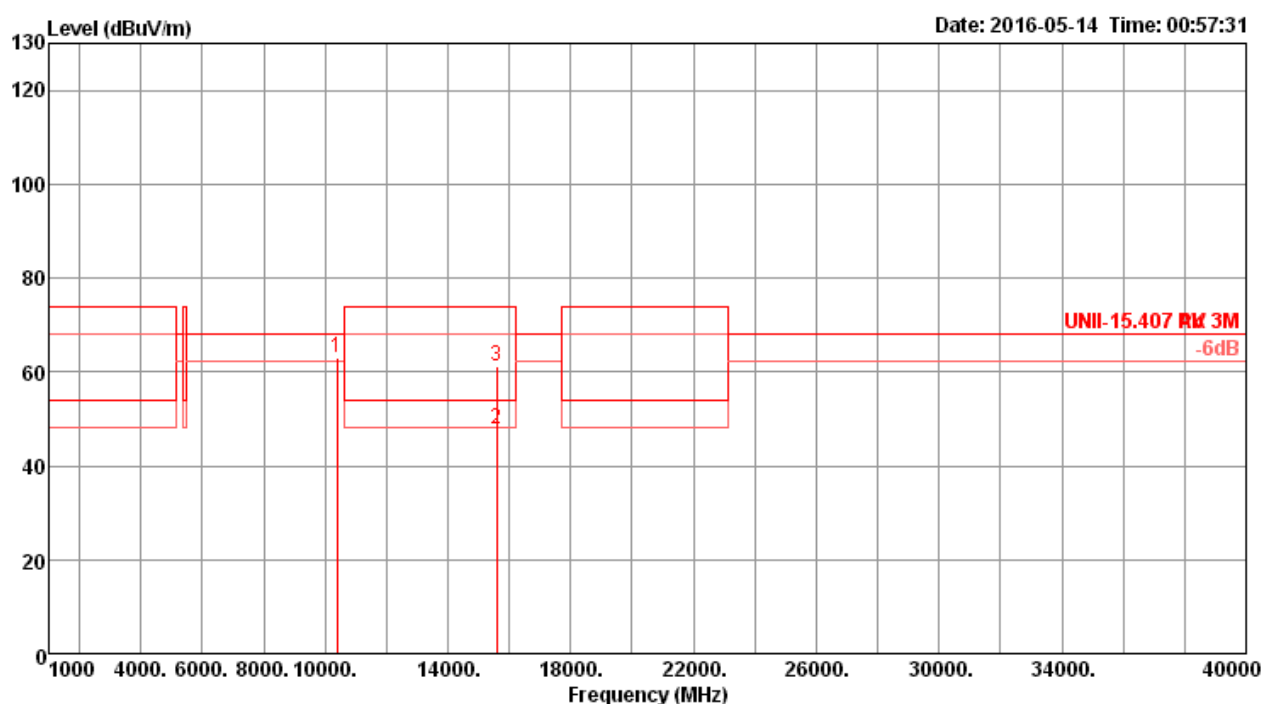
Vertical



	Freq	Level	Limit	Over	Read	Cable	Antenna	Preamp	A/Pos	T/Pos	Remark	Pol/Phase
	MHz	dBuV/m	dBuV/m	dB	dBuV	dB	dB/m	dB	cm	deg		
1	15533.19	57.74	74.00	-16.26	41.06	12.28	38.13	33.73	168	119	Peak	VERTICAL
2	15537.44	45.56	54.00	-8.44	28.88	12.28	38.13	33.73	168	119	Average	VERTICAL

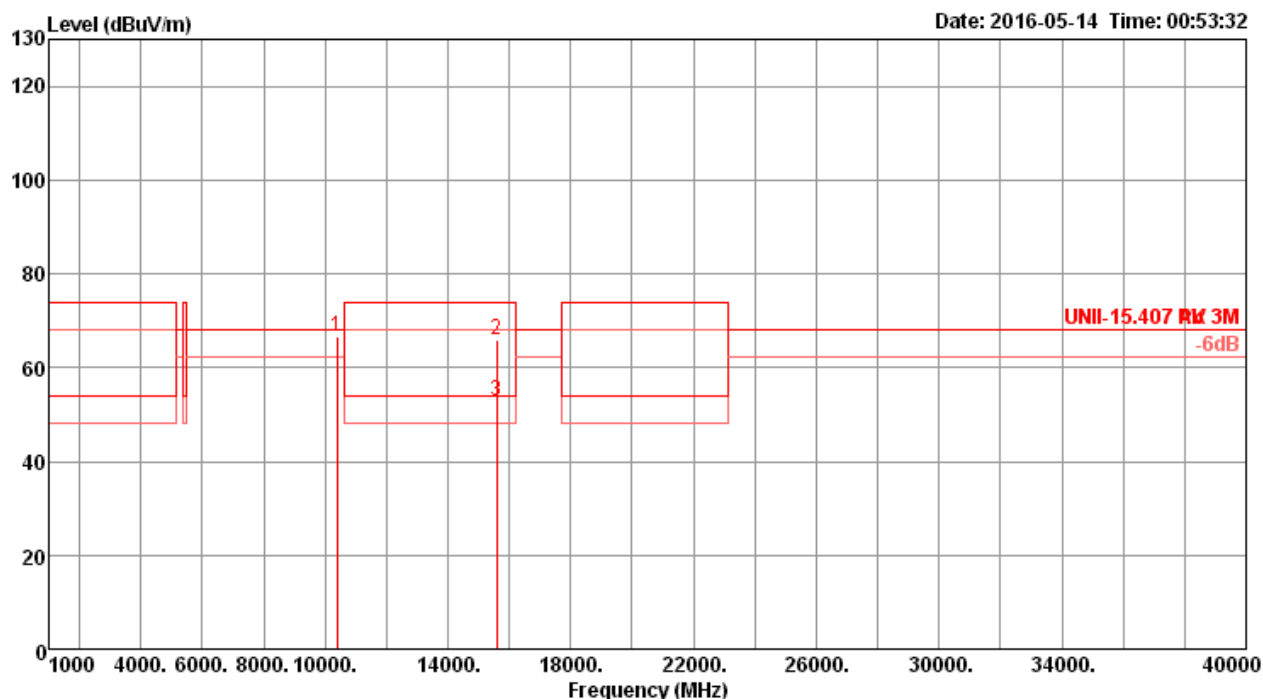
Temperature	22°C	Humidity	56%
Test Engineer	Nyle Chang & Peter Wu & Gary Chu & DK Chang & Eddie Weng & Stim Song & Brain Sun	Configurations	IEEE 802.11a CH 40 / Chain 5
Test Mode	Mode 5		

Horizontal



	Freq	Level	Limit Line	Over Limit	Read Level	Cable Loss	Antenna Factor	Preamp Factor	A/Pos	T/Pos	Remark	Pol/Phase
	MHz	dBuV/m	dBuV/m	dB	dBuV	dB	dB/m	dB	cm	deg		
1	10401.84	62.96	68.20	-5.24	47.70	10.46	38.54	33.74	204	242	Peak	HORIZONTAL
2	15599.99	47.77	54.00	-6.23	31.19	12.30	38.05	33.77	192	228	Average	HORIZONTAL
3	15600.12	61.06	74.00	-12.94	44.48	12.30	38.05	33.77	192	228	Peak	HORIZONTAL

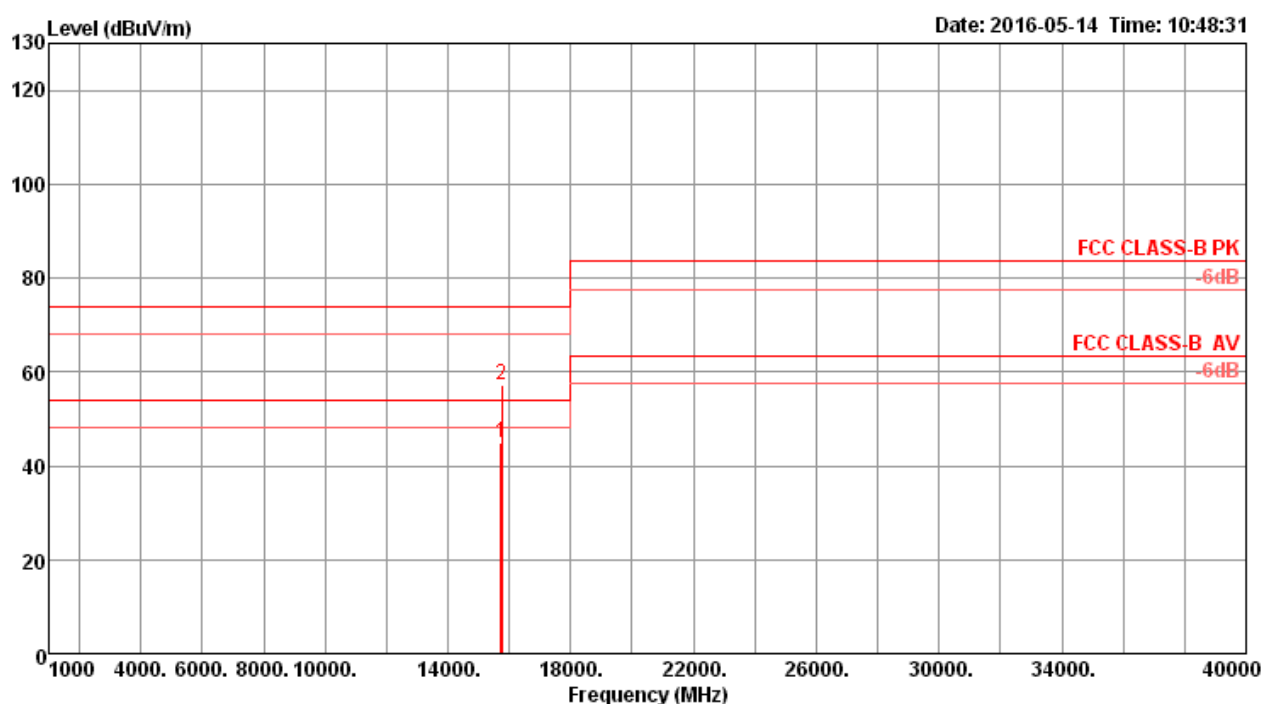
Vertical



	Freq	Level	Limit	Over	Read	Cable	Antenna	Preamp	A/Pos	T/Pos	Remark	Pol/Phase
	MHz	dBuV/m	dBuV/m	dB	dBuV	dB	dB/m	dB	cm	deg		
1	10401.84	66.74	68.20	-1.46	51.48	10.46	38.54	33.74	219	240	Peak	VERTICAL
2	15591.51	66.07	74.00	-7.93	49.49	12.30	38.05	33.77	186	229	Peak	VERTICAL
3	15599.12	52.89	54.00	-1.11	36.31	12.30	38.05	33.77	186	229	Average	VERTICAL

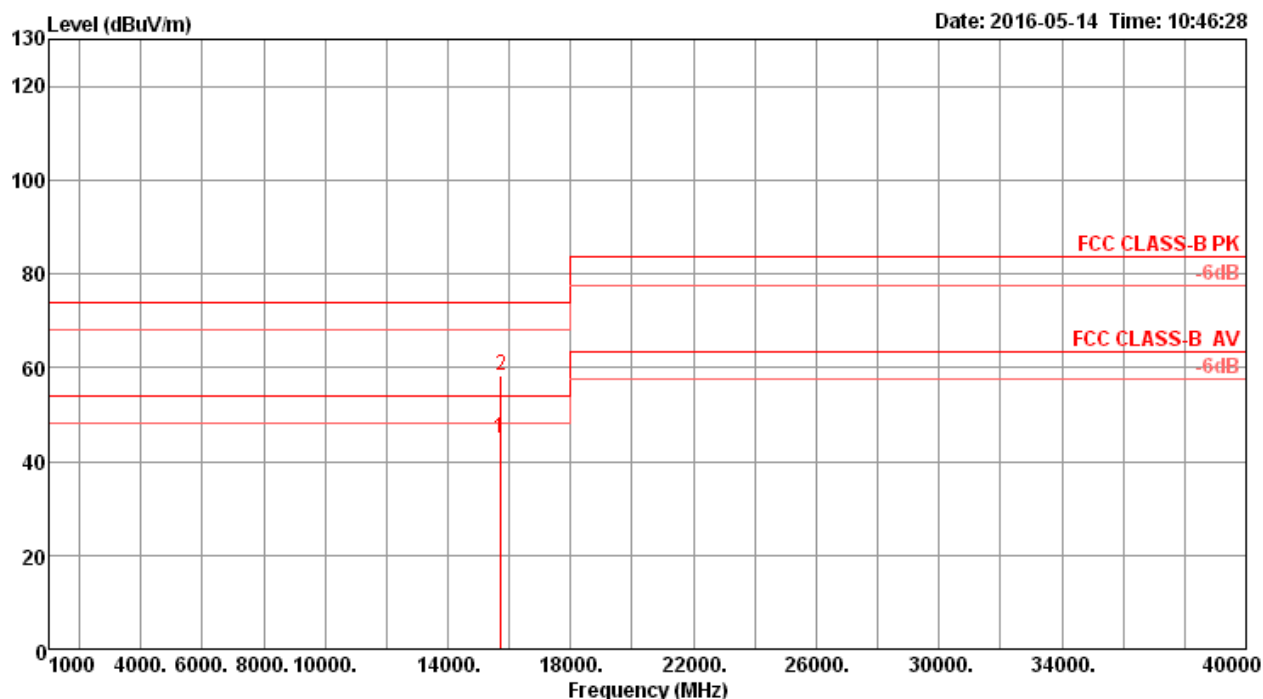
Temperature	22°C	Humidity	56%
Test Engineer	Nyle Chang & Peter Wu & Gary Chu & DK Chang & Eddie Weng & Stim Song & Brain Sun	Configurations	IEEE 802.11a CH 48 / Chain 5
Test Mode	Mode 5		

Horizontal



	Freq	Level	Limit Line	Over Limit	Read Level	Cable Loss	Antenna Factor	Preamp Factor	A/Pos	T/Pos	Remark	Pol/Phase
	MHz	dBuV/m	dBuV/m	dB	dBuV	dB	dB/m	dB	cm	deg		
1	15729.13	44.88	54.00	-9.12	28.61	12.35	37.84	33.92	181	148	Average	HORIZONTAL
2	15744.68	57.36	74.00	-16.64	41.15	12.37	37.76	33.92	181	148	Peak	HORIZONTAL

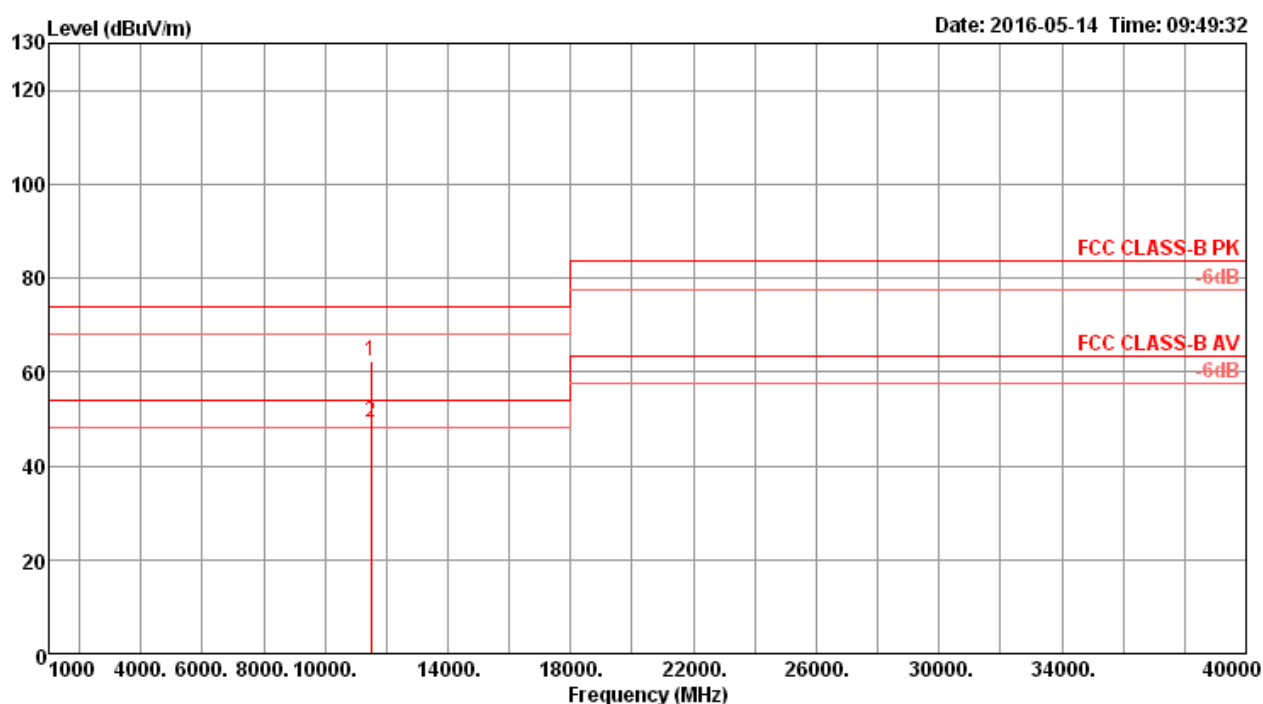
Vertical



	Freq	Level	Limit Line	Over Limit	Read Level	Cable Loss	Antenna Factor	Preamp Factor	A/Pos	T/Pos	Remark	Pol/Phase
	MHz	dBuV/m	dBuV/m	dB	dBuV	dB	dB/m	dB	cm	deg		
1	15708.46	44.94	54.00	-9.06	28.62	12.35	37.84	33.87	169	273	Average	VERTICAL
2	15732.98	58.17	74.00	-15.83	41.90	12.35	37.84	33.92	169	273	Peak	VERTICAL

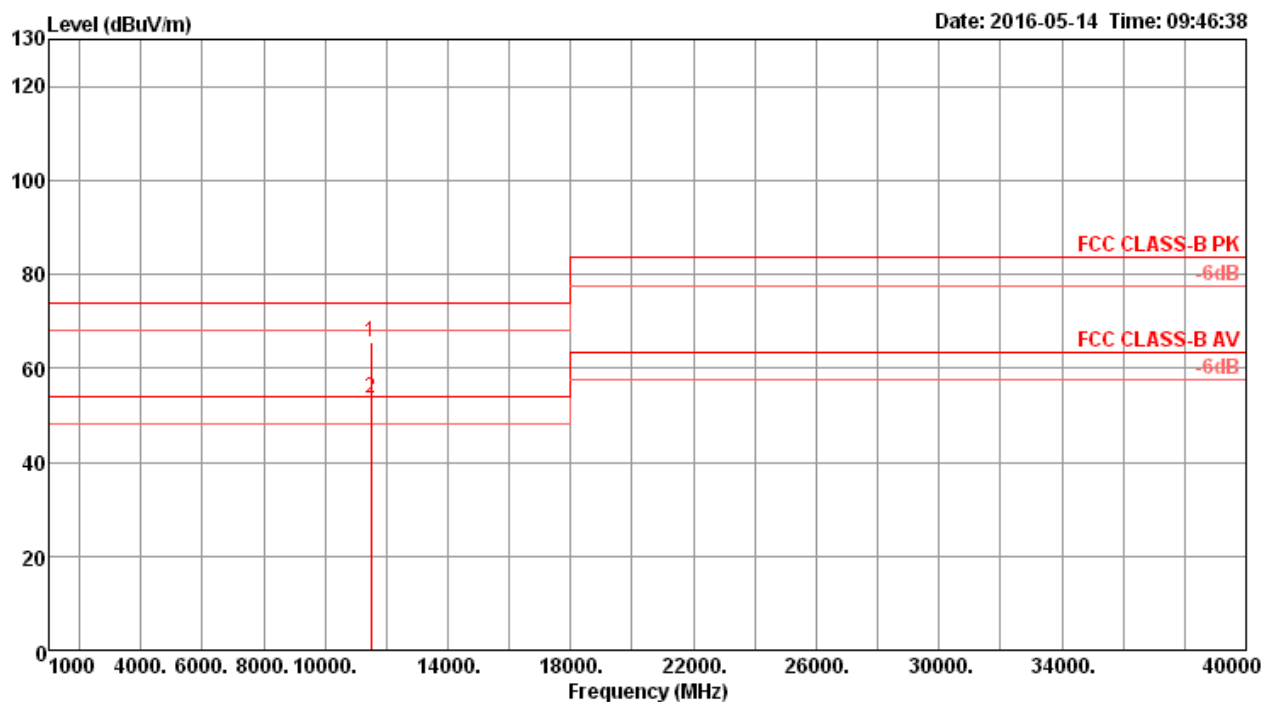
Temperature	22°C	Humidity	56%
Test Engineer	Nyle Chang & Peter Wu & Gary Chu & DK Chang & Eddie Weng & Stim Song & Brain Sun	Configurations	IEEE 802.11a CH 149 / Chain 5
Test Mode	Mode 5		

Horizontal



	Freq	Level	Limit Line	Over Limit	Read Level	Cable Loss	Antenna Factor	Preamp Factor	A/Pos	T/Pos	Remark	Pol/Phase
	MHz	dBuV/m	dBuV/m	dB	dBuV	dB	dB/m	dB	cm	deg		
1	11488.08	62.10	74.00	-11.90	45.61	10.66	39.20	33.37	113	73	Peak	HORIZONTAL
2	11490.00	49.12	54.00	-4.88	32.63	10.66	39.20	33.37	113	73	Average	HORIZONTAL

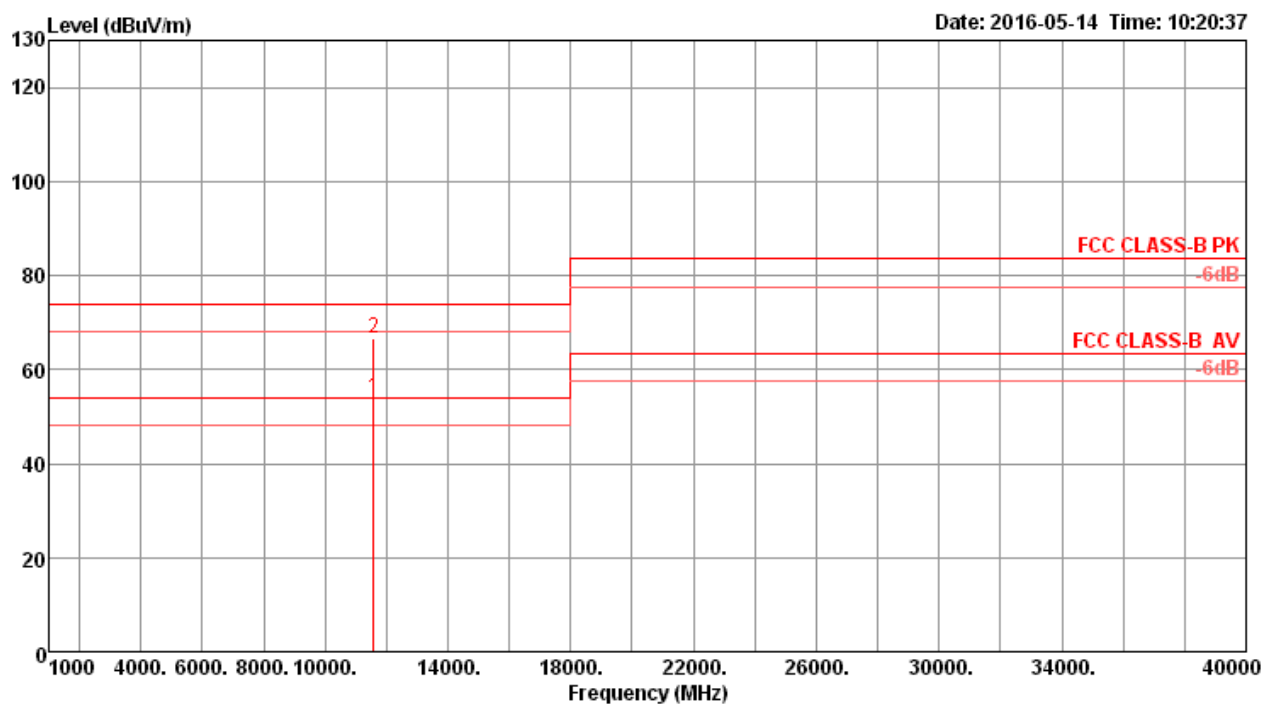
Vertical



	Freq	Level	Limit	Over	Read	Cable	Antenna	Preamp	A/Pos	T/Pos	Remark	Pol/Phase
	MHz	dBuV/m	dBuV/m	dB	dBuV	dB	dB/m	dB	cm	deg		
1	11484.55	65.68	74.00	-8.32	49.19	10.66	39.20	33.37	107	227	Peak	VERTICAL
2	11488.24	53.70	54.00	-0.30	37.21	10.66	39.20	33.37	107	227	Average	VERTICAL

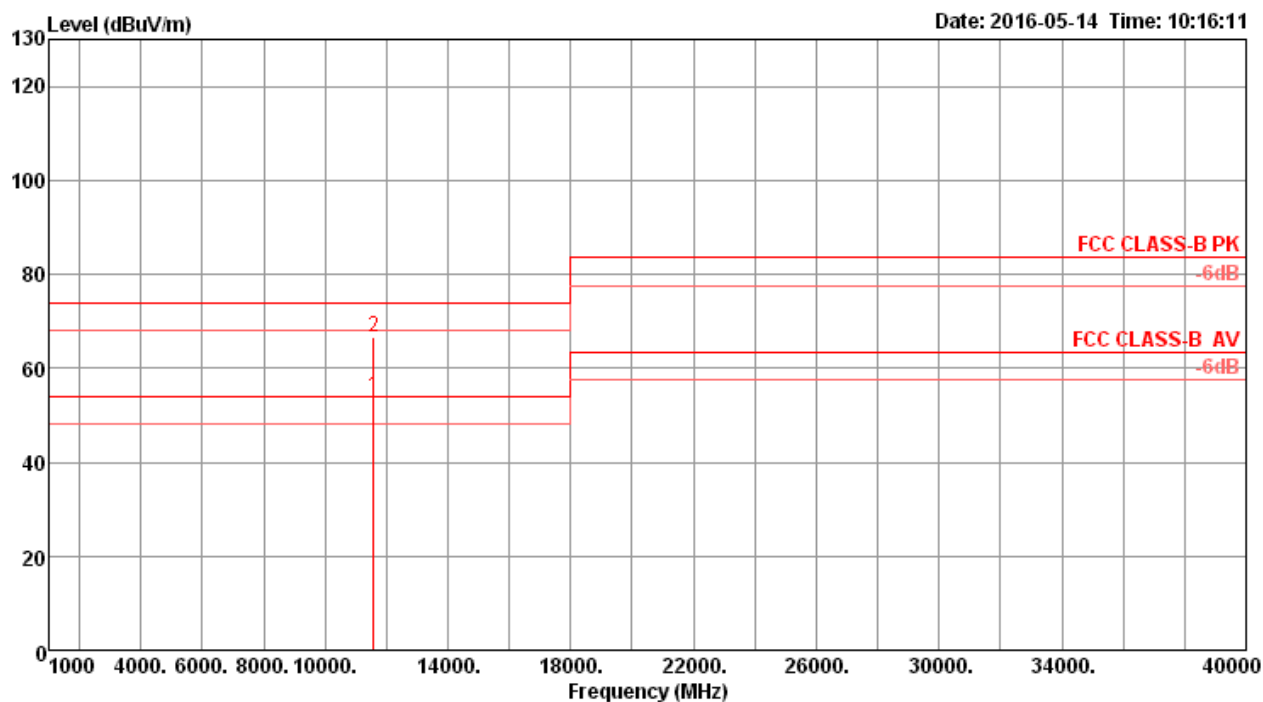
Temperature	22°C	Humidity	56%
Test Engineer	Nyle Chang & Peter Wu & Gary Chu & DK Chang & Eddie Weng & Stim Song & Brain Sun	Configurations	IEEE 802.11a CH 157 / Chain 5
Test Mode	Mode 5		

Horizontal



	Freq	Level	Limit Line	Over Limit	Read Level	CableAntenna Loss	Preamp Factor	A/Pos	T/Pos	Remark	Pol/Phase	
	MHz	dBuV/m	dBuV/m	dB	dBuV	dB	dB/m	dB	cm	deg		
1	11568.24	53.81	54.00	-0.19	37.32	10.68	39.20	33.39	204	244	Average	HORIZONTAL
2	11572.88	66.70	74.00	-7.30	50.21	10.68	39.20	33.39	204	244	Peak	HORIZONTAL

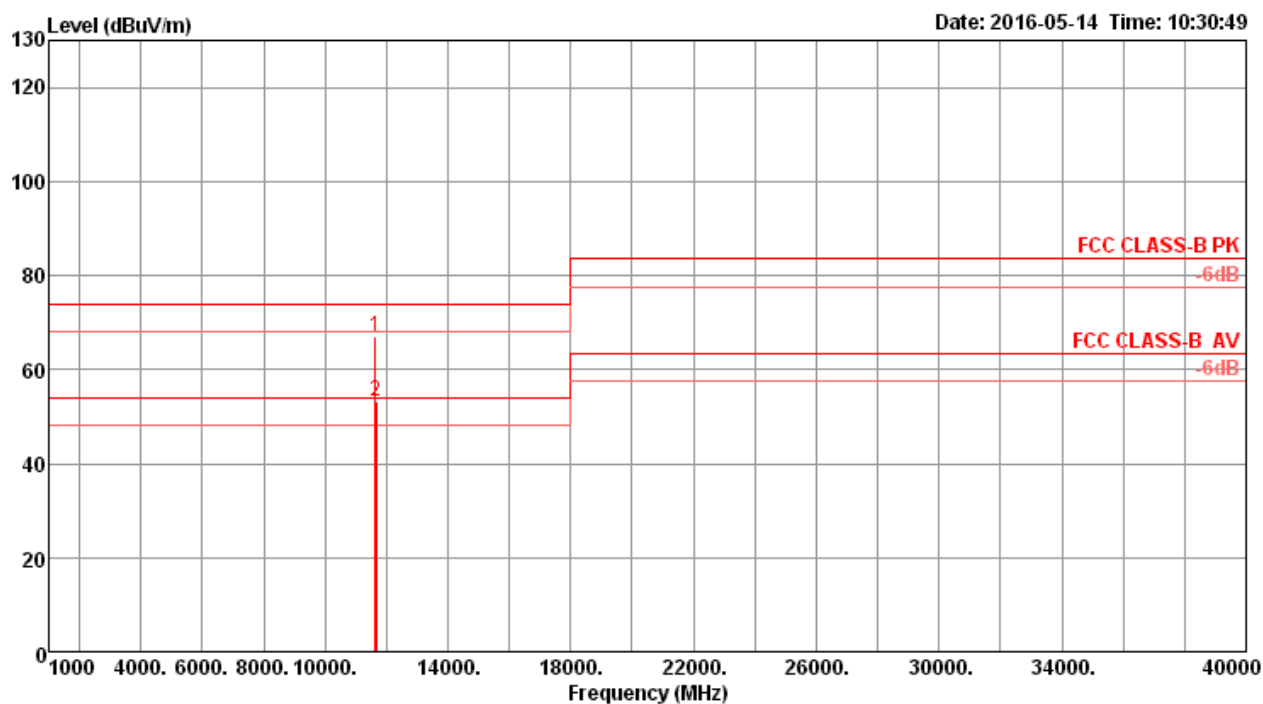
Vertical



	Freq	Level	Limit	Over	Read	Cable	Antenna	Preamp	A/Pos	T/Pos	Remark	Pol/Phase
	MHz	dBuV/m	dBuV/m	dB	dBuV	dB	dB/m	dB	cm	deg		
1	11570.08	53.87	54.00	-0.13	37.38	10.68	39.20	33.39	186	257	Average	VERTICAL
2	11570.80	66.77	74.00	-7.23	50.28	10.68	39.20	33.39	186	257	Peak	VERTICAL

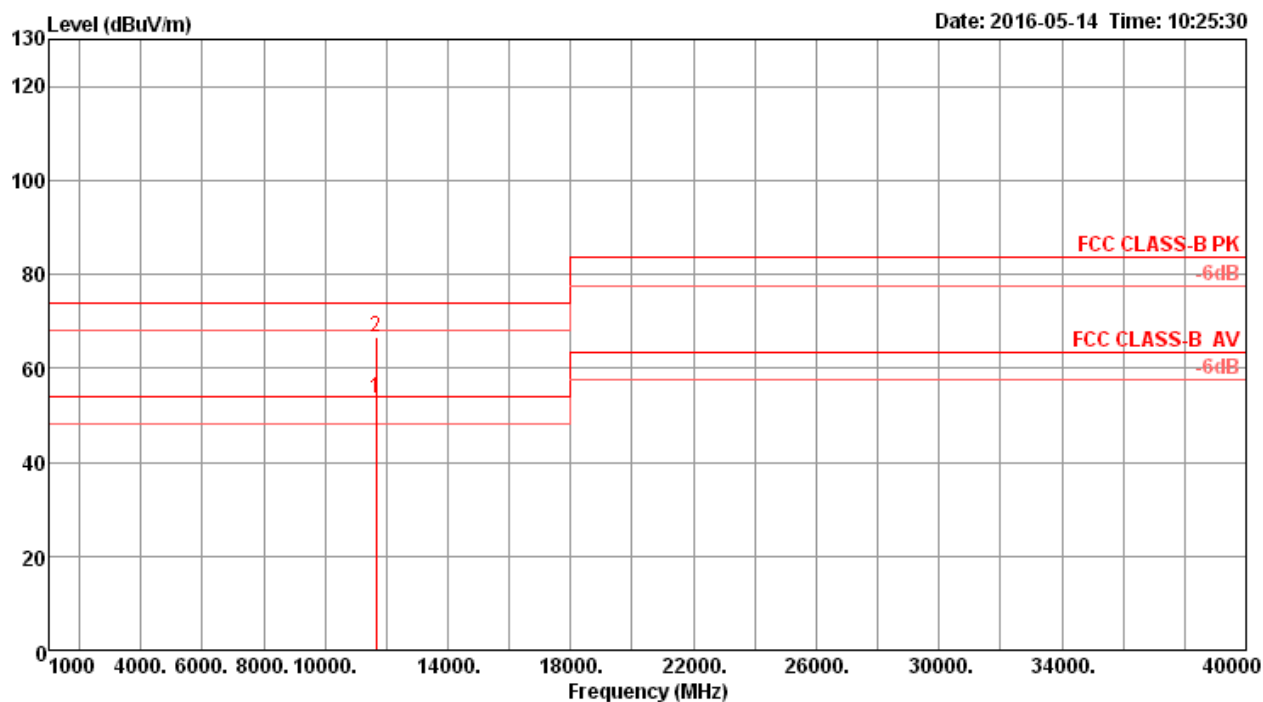
Temperature	22°C	Humidity	56%
Test Engineer	Nyle Chang & Peter Wu & Gary Chu & DK Chang & Eddie Weng & Stim Song & Brain Sun	Configurations	IEEE 802.11a CH 165 / Chain 5
Test Mode	Mode 5		

Horizontal



	Freq	Level	Limit Line	Over Limit	Read Level	CableAntenna Loss	Preamp Factor	A/Pos	T/Pos	Remark	Pol/Phase
	MHz	dBuV/m	dBuV/m	dB	dBuV	dB	dB/m	dB	cm	deg	
1	11644.47	67.17	74.00	-6.83	50.69	10.69	39.20	33.41	247	246 Peak	HORIZONTAL
2	11650.32	53.39	54.00	-0.61	36.91	10.69	39.20	33.41	247	246 Average	HORIZONTAL

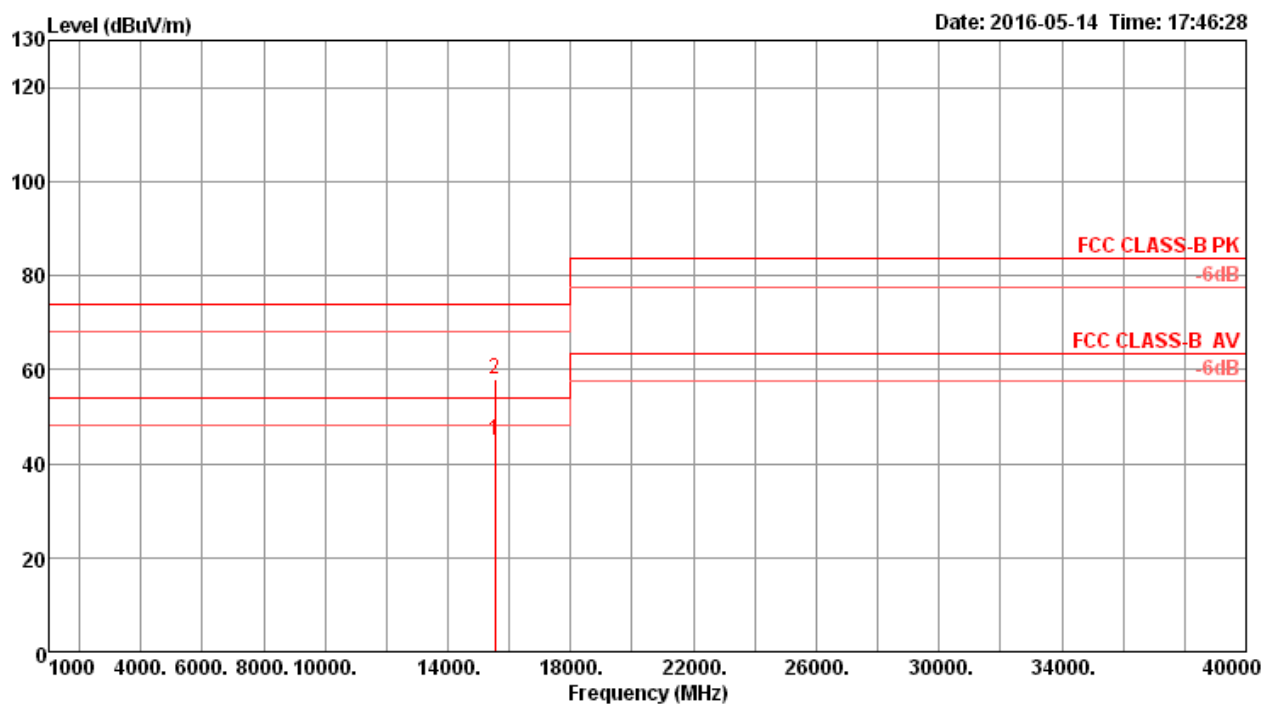
Vertical



	Freq	Level	Limit	Over	Read	Cable	Antenna	Preamp	A/Pos	T/Pos	Remark	Pol/Phase
	MHz	dBuV/m	dBuV/m	dB	dBuV	dB	dB/m	dB	cm	deg		
1	11650.32	53.67	54.00	-0.33	37.19	10.69	39.20	33.41	183	243	Average	VERTICAL
2	11653.04	66.63	74.00	-7.37	50.15	10.69	39.20	33.41	183	243	Peak	VERTICAL

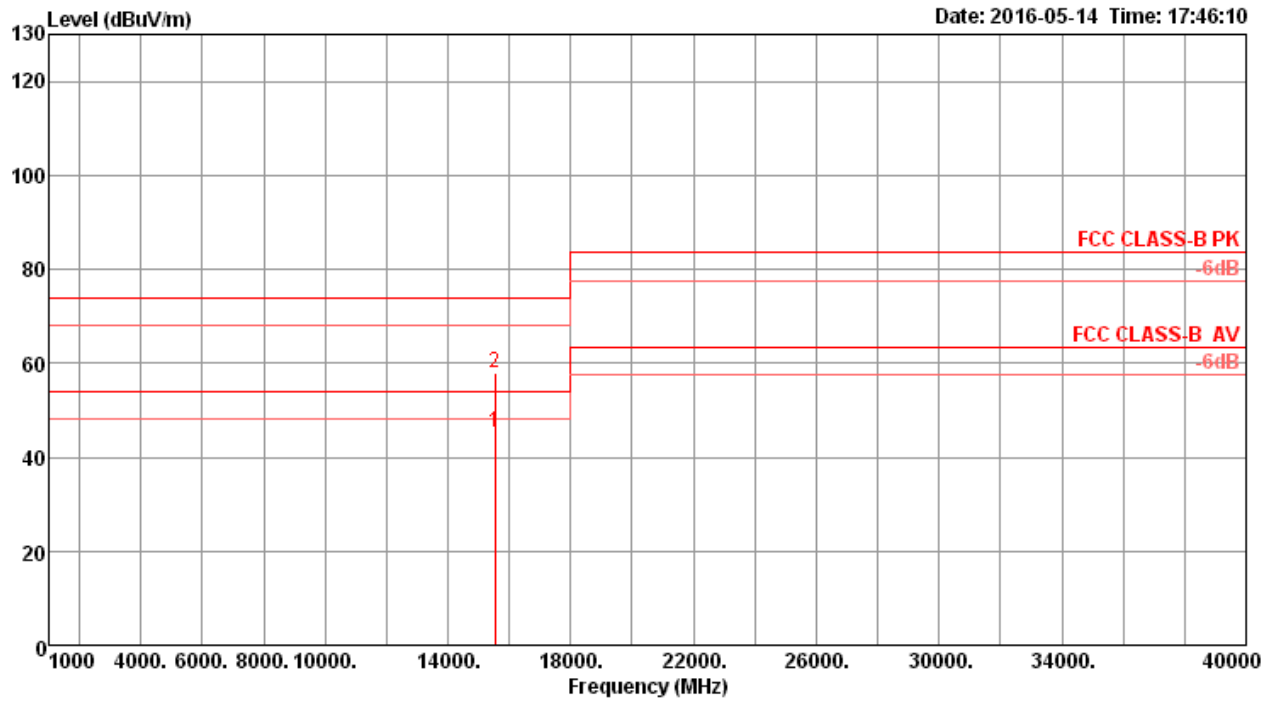
Temperature	22°C	Humidity	56%
Test Engineer	Nyle Chang & Peter Wu & Gary Chu & DK Chang & Eddie Weng & Stim Song & Brain Sun	Configurations	IEEE 802.11ac MCS0/Nss1 VHT20 CH 36 / Chain 5
Test Mode	Mode 5		

Horizontal



	Freq	Level	Limit Line	Over Limit	Read Level	CableAntenna Loss	Preamp Factor	A/Pos	T/Pos	Remark	Pol/Phase
	MHz	dBuV/m	dBuV/m	dB	dBuV	dB	dB/m	dB	cm	deg	
1	15542.68	44.92	54.00	-9.08	28.24	12.28	38.13	33.73	236	115 Average	HORIZONTAL
2	15543.35	58.09	74.00	-15.91	41.41	12.28	38.13	33.73	236	115 Peak	HORIZONTAL

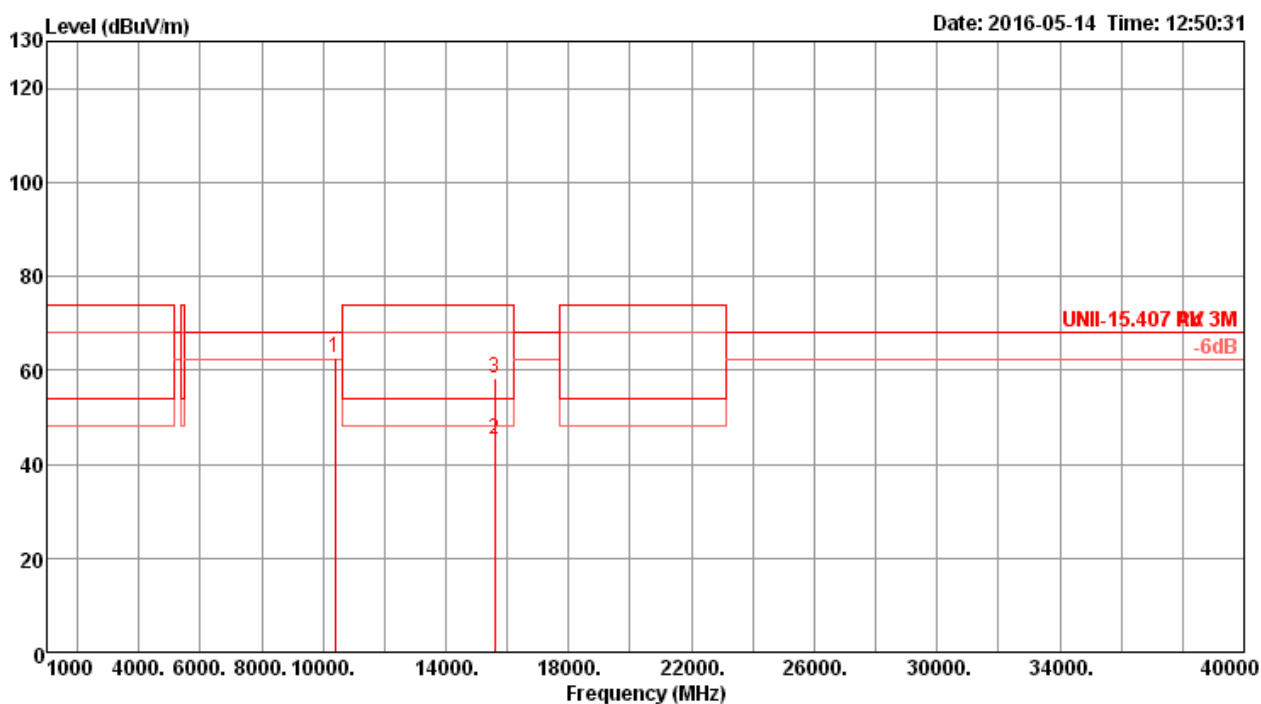
Vertical



	Freq	Level	Limit	Over	Read	Cable	Antenna	Preamp	A/Pos	T/Pos	Remark	Pol/Phase
	MHz	dBuV/m	dBuV/m	dB	dBuV	dB	dB/m	dB	cm	deg		
1	15539.20	45.14	54.00	-8.86	28.46	12.28	38.13	33.73	238	134	Average	VERTICAL
2	15544.86	58.07	74.00	-15.93	41.39	12.28	38.13	33.73	238	134	Peak	VERTICAL

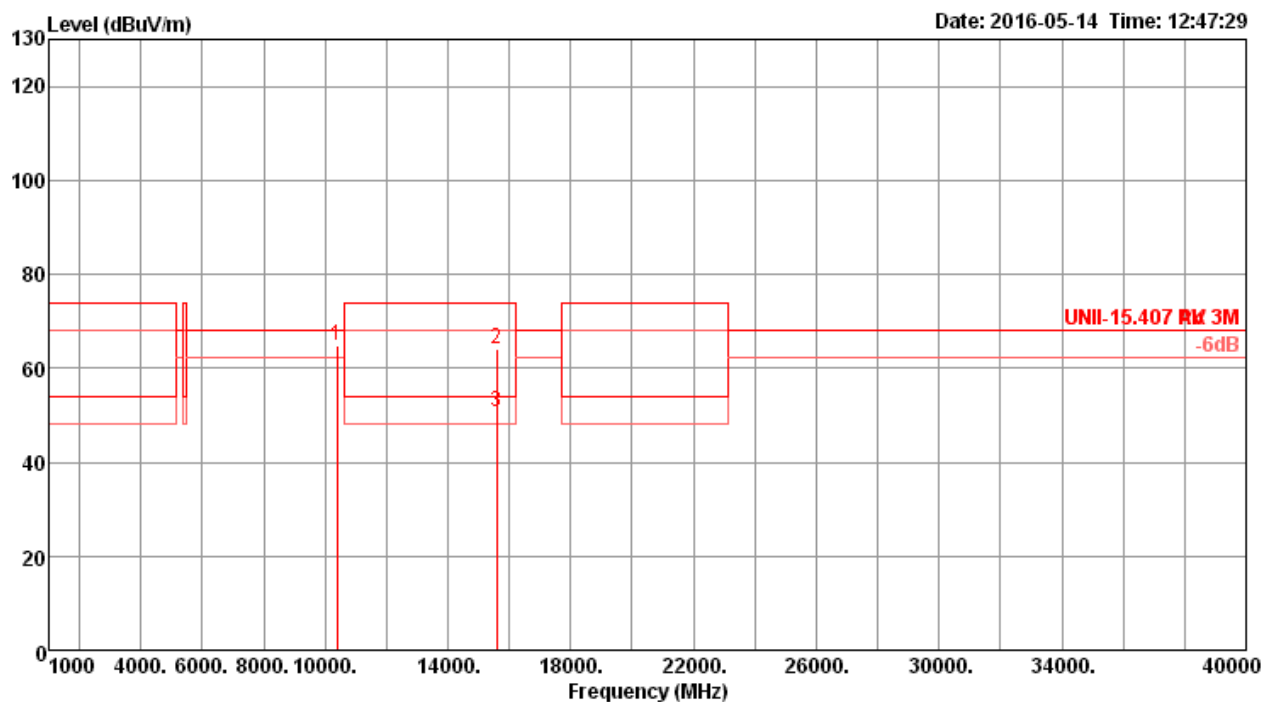
Temperature	22°C	Humidity	56%
Test Engineer	Nyle Chang & Peter Wu & Gary Chu & DK Chang & Eddie Weng & Stim Song & Brain Sun	Configurations	IEEE 802.11ac MCS0/Nss1 VHT20 CH 40 / Chain 5
Test Mode	Mode 5		

Horizontal



	Freq	Level	Limit Line	Over Limit	Read Level	Cable Loss	Antenna Factor	Preamp Factor	A/Pos	T/Pos	Remark	Pol/Phase
	MHz	dBuV/m	dBuV/m	dB	dBuV	dB	dB/m	dB	cm	deg		
1	10402.80	62.52	68.20	-5.68	47.26	10.46	38.54	33.74	214	244	Peak	HORIZONTAL
2	15594.31	45.34	54.00	-8.66	28.76	12.30	38.05	33.77	194	126	Average	HORIZONTAL
3	15599.28	58.20	74.00	-15.80	41.62	12.30	38.05	33.77	194	126	Peak	HORIZONTAL

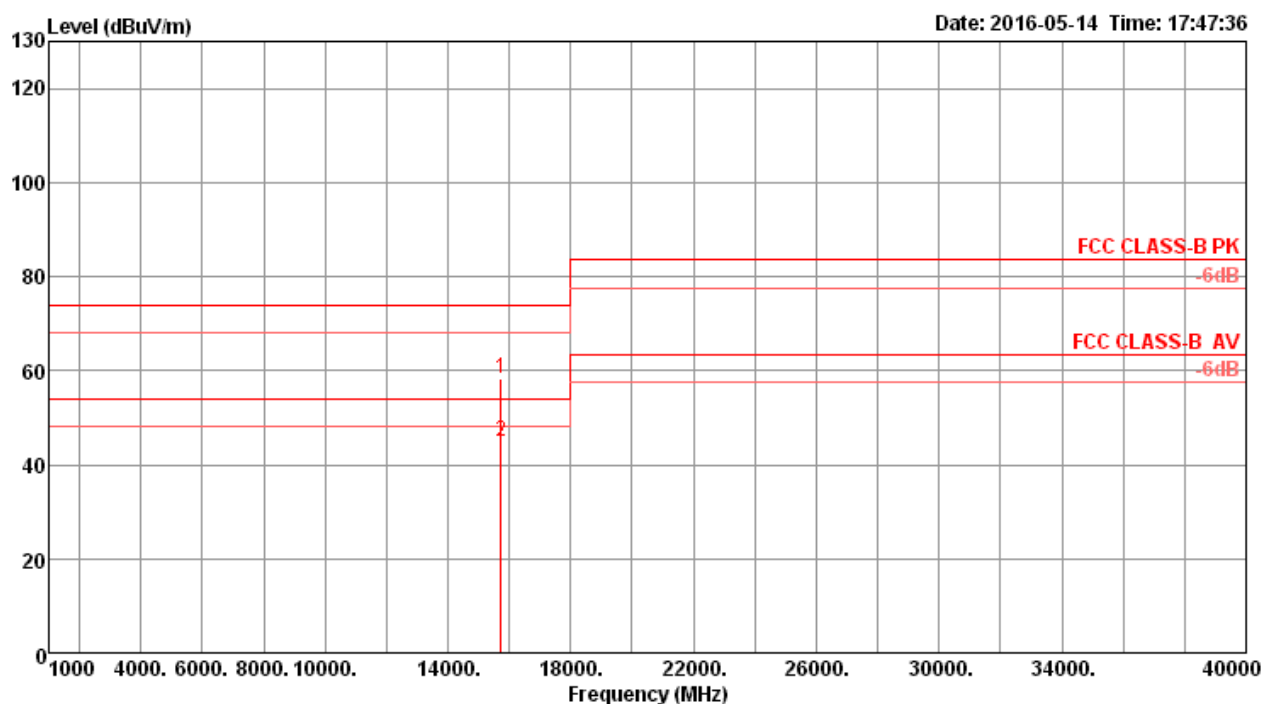
Vertical



	Freq	Level	Limit Line	Over Limit	Read Level	CableAntenna Loss	Preamp Factor	A/Pos	T/Pos	Remark	Pol/Phase
	MHz	dBuV/m	dBuV/m	dB	dBuV	dB	dB/m	dB	cm	deg	
1	10398.16	64.92	68.20	-3.28	49.66	10.46	38.54	33.74	180	272 Peak	VERTICAL
2	15595.43	64.16	74.00	-9.84	47.58	12.30	38.05	33.77	191	231 Peak	VERTICAL
3	15596.15	50.66	54.00	-3.34	34.08	12.30	38.05	33.77	191	231 Average	VERTICAL

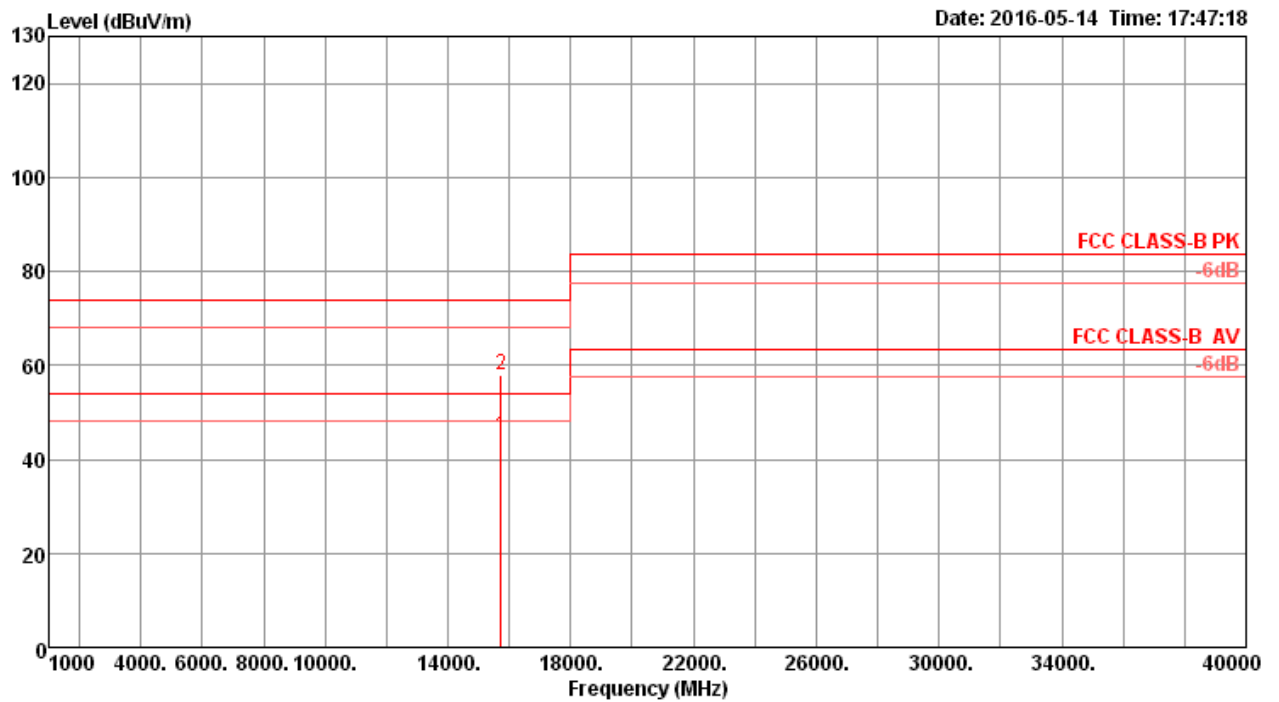
Temperature	22°C	Humidity	56%
Test Engineer	Nyle Chang & Peter Wu & Gary Chu & DK Chang & Eddie Weng & Stim Song & Brain Sun	Configurations	IEEE 802.11ac MCS0/Nss1 VHT20 CH 48 / Chain 5
Test Mode	Mode 5		

Horizontal



	Freq	Level	Limit	Over	Read	CableAntenna	Preamp	A/Pos	T/Pos	Remark	Pol/Phase
	MHz	dBuV/m	dBuV/m	dB	dBuV	dB	dB/m	dB	cm	deg	
1	15717.88	58.35	74.00	-15.65	42.08	12.35	37.84	33.92	233	168	Peak
2	15721.06	44.75	54.00	-9.25	28.48	12.35	37.84	33.92	233	168	Average

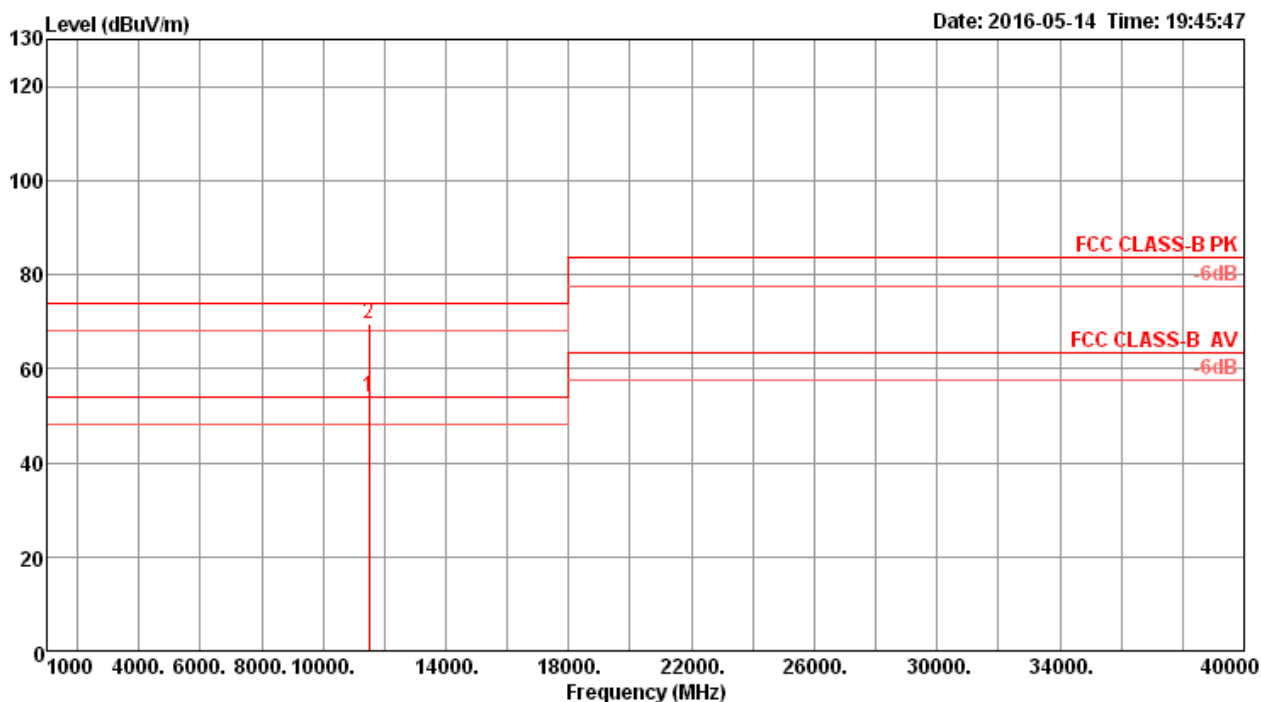
Vertical



	Freq	Level	Limit	Over	Read	Cable	Antenna	Preamp	A/Pos	T/Pos	Remark	Pol/Phase
	MHz	dBuV/m	dBuV/m	dB	dBuV	dB	dB/m	dB	cm	deg		
1	15718.77	44.89	54.00	-9.11	28.62	12.35	37.84	33.92	234	145	Average	VERTICAL
2	15719.02	58.09	74.00	-15.91	41.82	12.35	37.84	33.92	234	145	Peak	VERTICAL

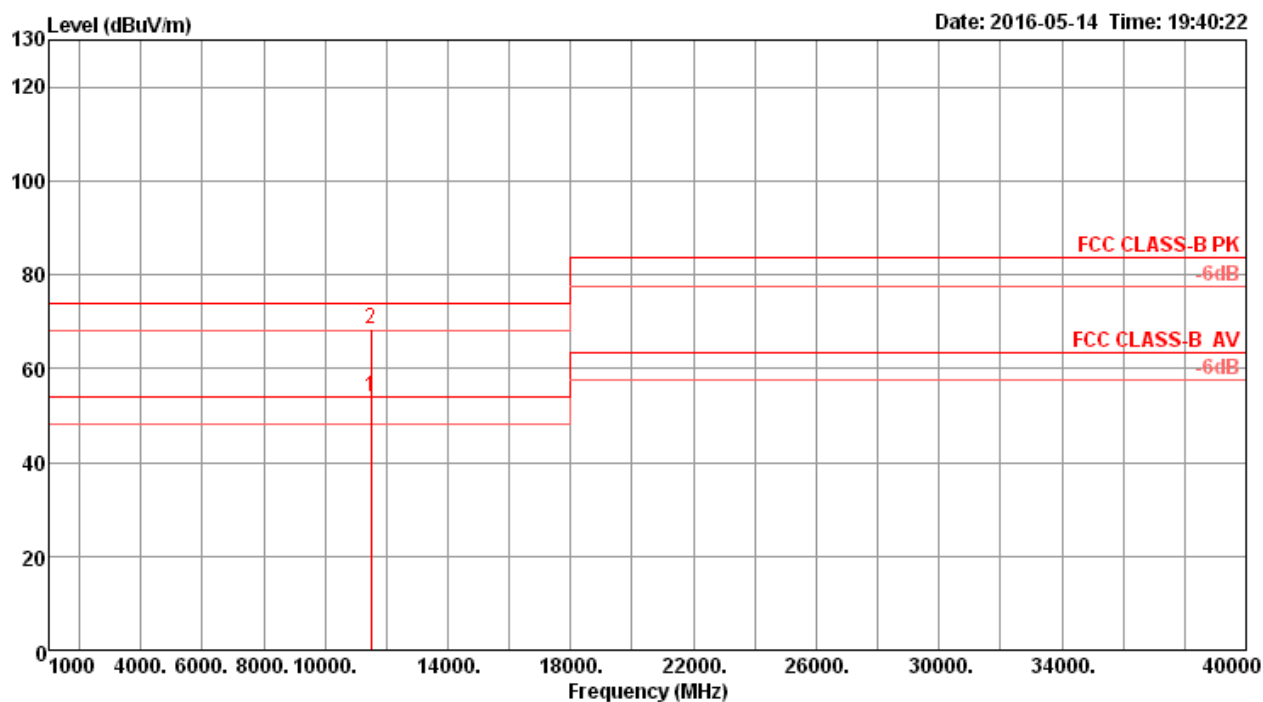
Temperature	22°C	Humidity	56%
Test Engineer	Nyle Chang & Peter Wu & Gary Chu & DK Chang & Eddie Weng & Stim Song & Brain Sun	Configurations	IEEE 802.11ac MCS0/Nss1 VHT20 CH 149 / Chain 5
Test Mode	Mode 5		

Horizontal



	Freq	Level	Limit Line	Over Limit	Read Level	CableAntenna Loss Factor	Preamp Factor	A/Pos	T/Pos	Remark	Pol/Phase	
	MHz	dBuV/m	dBuV/m	dB	dBuV	dB	dB/m	dB	cm	deg		
1	11490.19	53.96	54.00	-0.04	37.47	10.66	39.20	33.37	250	260	Average	HORIZONTAL
2	11492.63	69.54	74.00	-4.46	53.05	10.66	39.20	33.37	250	260	Peak	HORIZONTAL

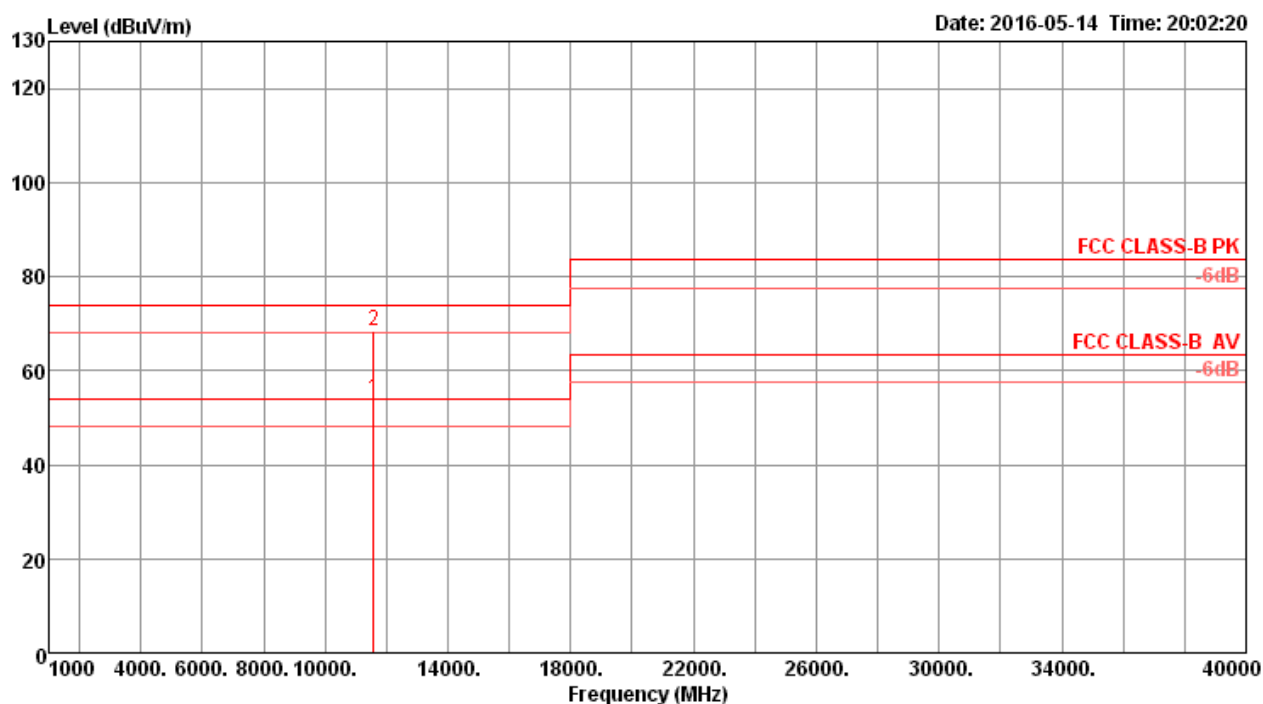
Vertical



	Freq	Level	Limit	Over	Read	Cable	Antenna	Preamp	A/Pos	T/Pos	Remark	Pol/Phase
	MHz	dBuV/m	dBuV/m	dB	dBuV	dB	dB/m	dB	cm	deg		
1	11490.26	53.90	54.00	-0.10	33.25	14.82	39.20	33.37	237	323	Average	VERTICAL
2	11492.77	68.61	74.00	-5.39	47.96	14.82	39.20	33.37	237	323	Peak	VERTICAL

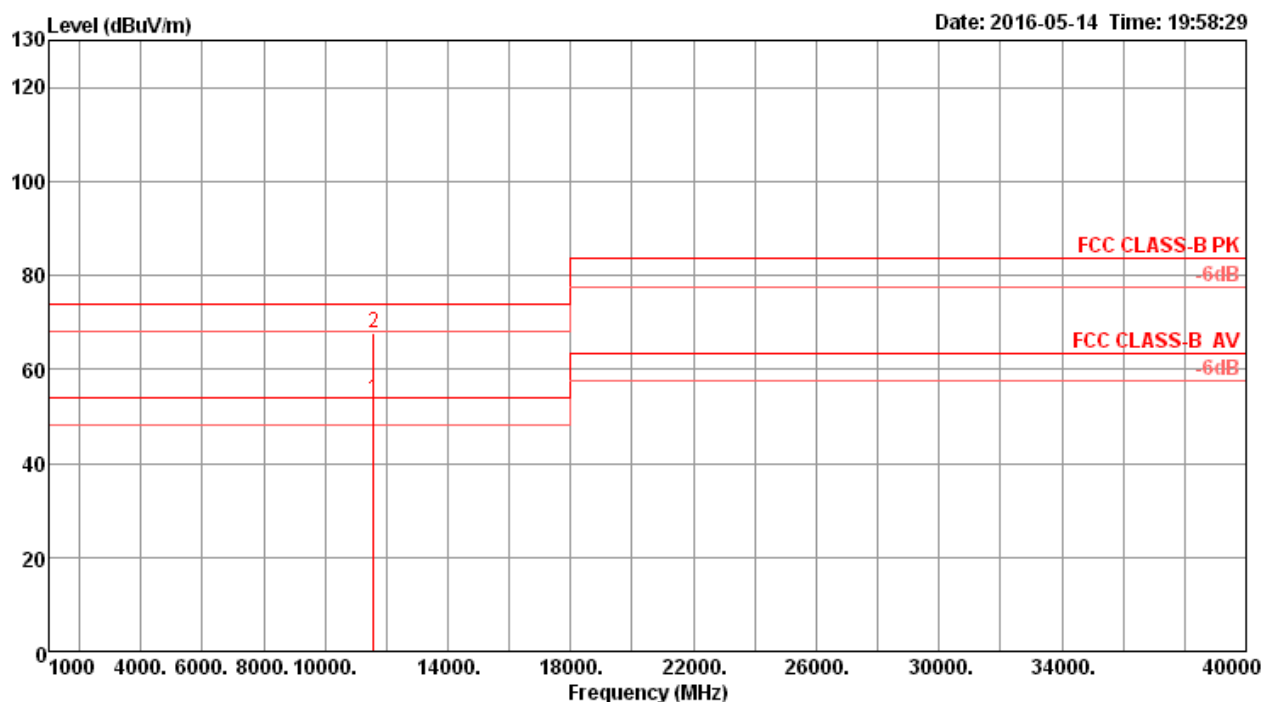
Temperature	22°C	Humidity	56%
Test Engineer	Nyle Chang & Peter Wu & Gary Chu & DK Chang & Eddie Weng & Stim Song & Brain Sun	Configurations	IEEE 802.11ac MCS0/Nss1 VHT20 CH 157 / Chain 5
Test Mode	Mode 5		

Horizontal



	Freq	Level	Limit Line	Over Limit	Read Level	CableAntenna Loss	Preamp Factor	A/Pos	T/Pos	Remark	Pol/Phase
	MHz	dBuV/m	dBuV/m	dB	dBuV	dB	dB/m	dB	cm	deg	
1	11570.13	53.78	54.00	-0.22	37.29	10.68	39.20	33.39	250	256 Average	HORIZONTAL
2	11572.60	68.42	74.00	-5.58	51.93	10.68	39.20	33.39	250	256 Peak	HORIZONTAL

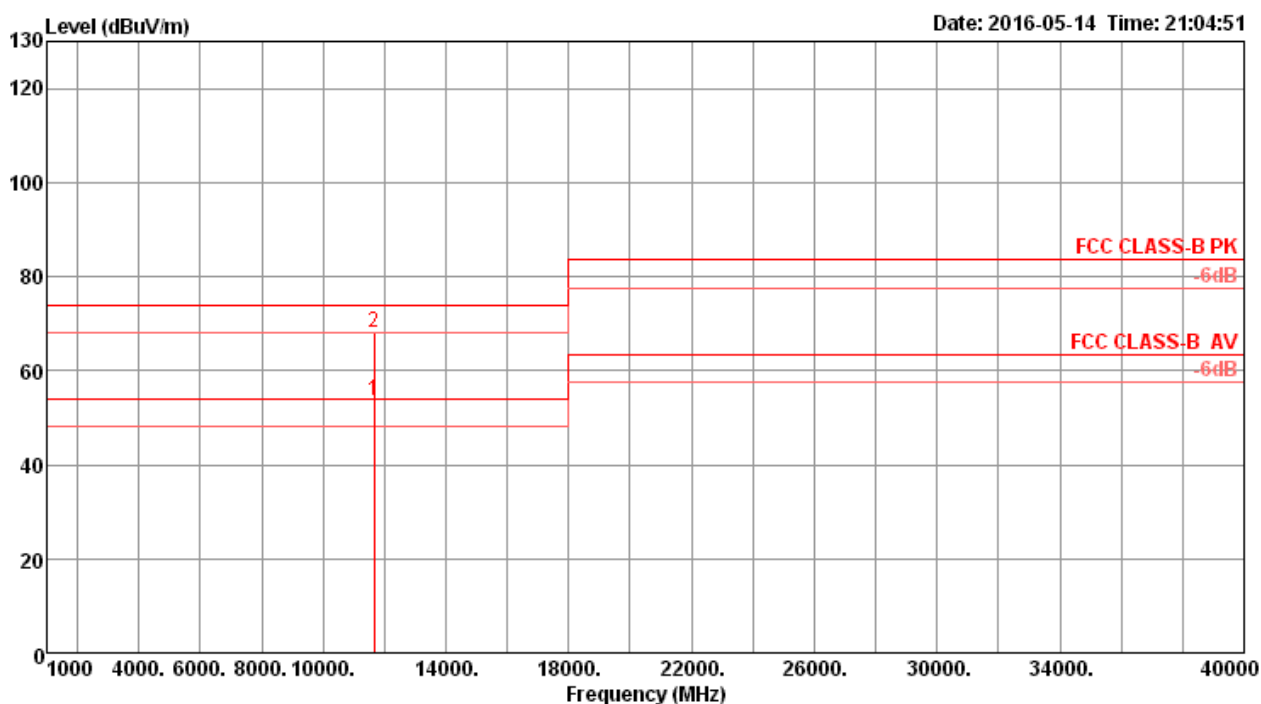
Vertical



	Freq	Level	Limit	Over	Read	Cable	Antenna	Preamp	A/Pos	T/Pos	Remark	Pol/Phase
	MHz	dBuV/m	dBuV/m	dB	dBuV	dB	dB/m	dB	cm	deg		
1	11570.22	53.53	54.00	-0.47	37.04	10.68	39.20	33.39	250	227	Average	VERTICAL
2	11575.42	67.75	74.00	-6.25	51.26	10.68	39.20	33.39	250	227	Peak	VERTICAL

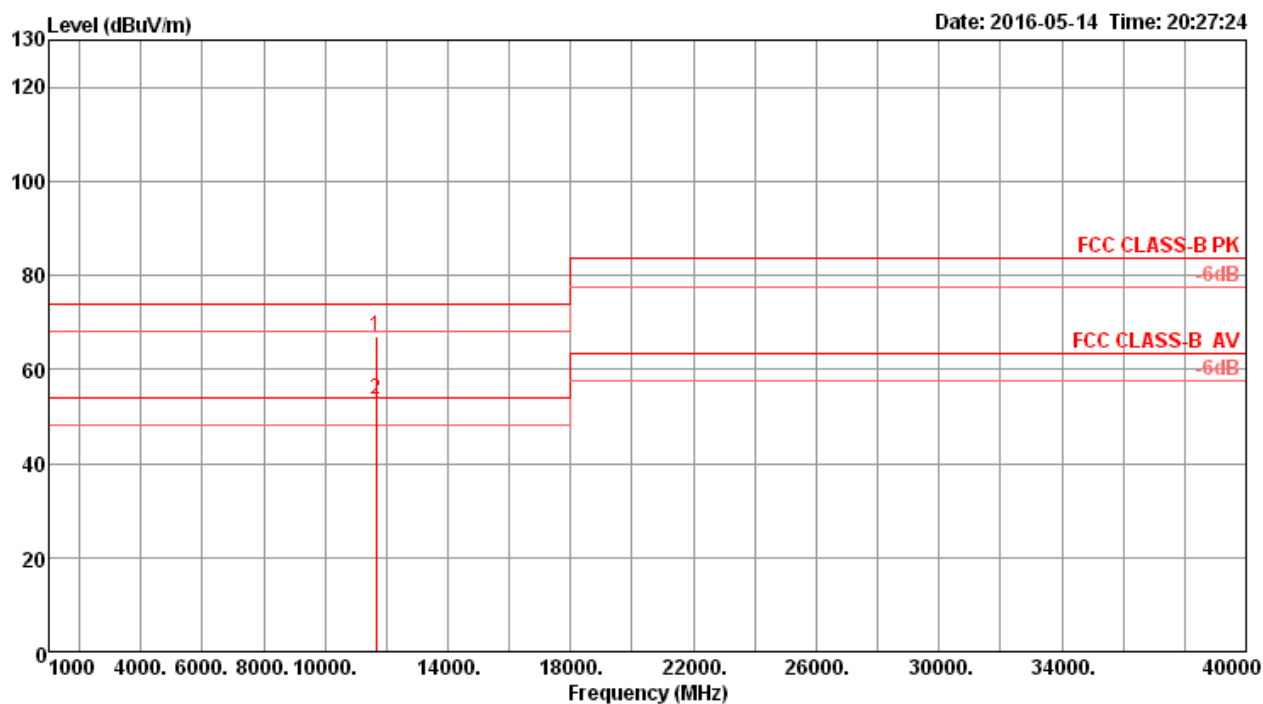
Temperature	22°C	Humidity	56%
Test Engineer	Nyle Chang & Peter Wu & Gary Chu & DK Chang & Eddie Weng & Stim Song & Brain Sun	Configurations	IEEE 802.11ac MCS0/Nss1 VHT20 CH 165 / Chain 5
Test Mode	Mode 5		

Horizontal



	Freq	Level	Limit Line	Over Limit	Read Level	CableAntenna Loss	Preamp Factor	A/Pos	T/Pos	Remark	Pol/Phase
	MHz	dBuV/m	dBuV/m	dB	dBuV	dB	dB/m	dB	cm	deg	
1	11649.90	53.52	54.00	-0.48	37.04	10.69	39.20	33.41	246	258	Average
2	11652.56	68.13	74.00	-5.87	51.65	10.69	39.20	33.41	246	258	Peak

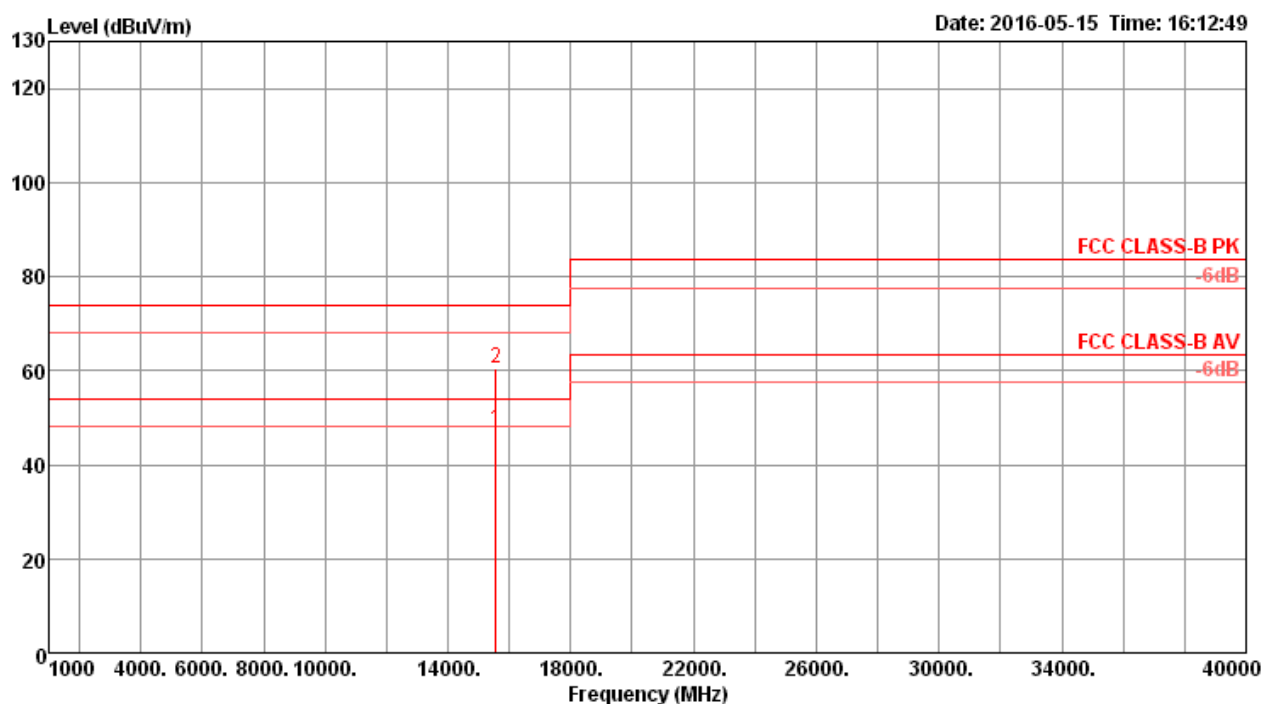
Vertical



	Freq	Level	Limit Line	Over Limit	Read Level	CableAntenna Loss	Preamp Factor	A/Pos	T/Pos	Remark	Pol/Phase
	MHz	dBuV/m	dBuV/m	dB	dBuV	dB	dB/m	dB	cm	deg	
1	11649.13	67.14	74.00	-6.86	46.40	14.95	39.20	33.41	266	162	Peak
2	11649.84	53.50	54.00	-0.50	32.76	14.95	39.20	33.41	266	162	Average

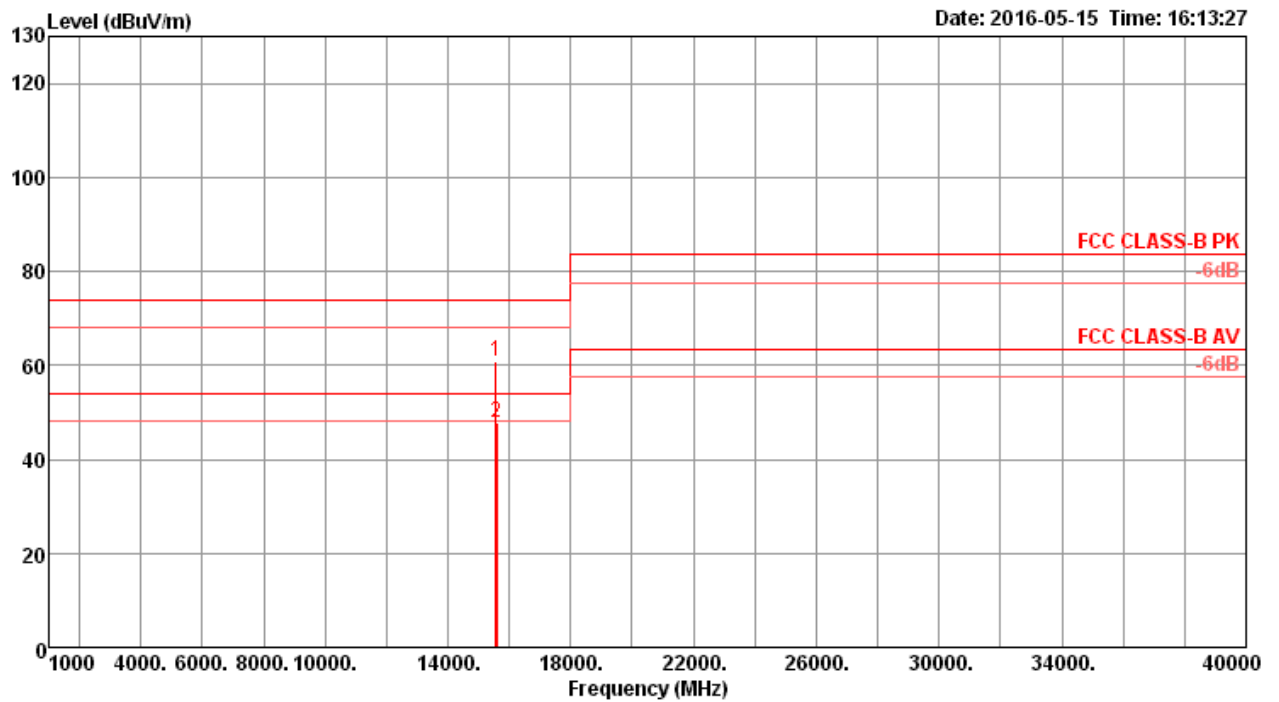
Temperature	22°C	Humidity	56%
Test Engineer	Nyle Chang & Peter Wu & Gary Chu & DK Chang & Eddie Weng & Stim Song & Brain Sun	Configurations	IEEE 802.11ac MCS0/Nss1 VHT40 CH 38 / Chain 5
Test Mode	Mode 5		

Horizontal



	Freq	Level	Limit	Over	Read	CableAntenna	Preamp	A/Pos	T/Pos	Remark	Pol/Phase
	MHz	dBuV/m	dBuV/m	dB	dBuV	dB	dB/m	dB	cm	deg	
1	15569.36	47.60	54.00	-6.40	31.02	12.30	38.05	33.77	221	320 Average	HORIZONTAL
2	15572.08	60.59	74.00	-13.41	44.01	12.30	38.05	33.77	221	320 Peak	HORIZONTAL

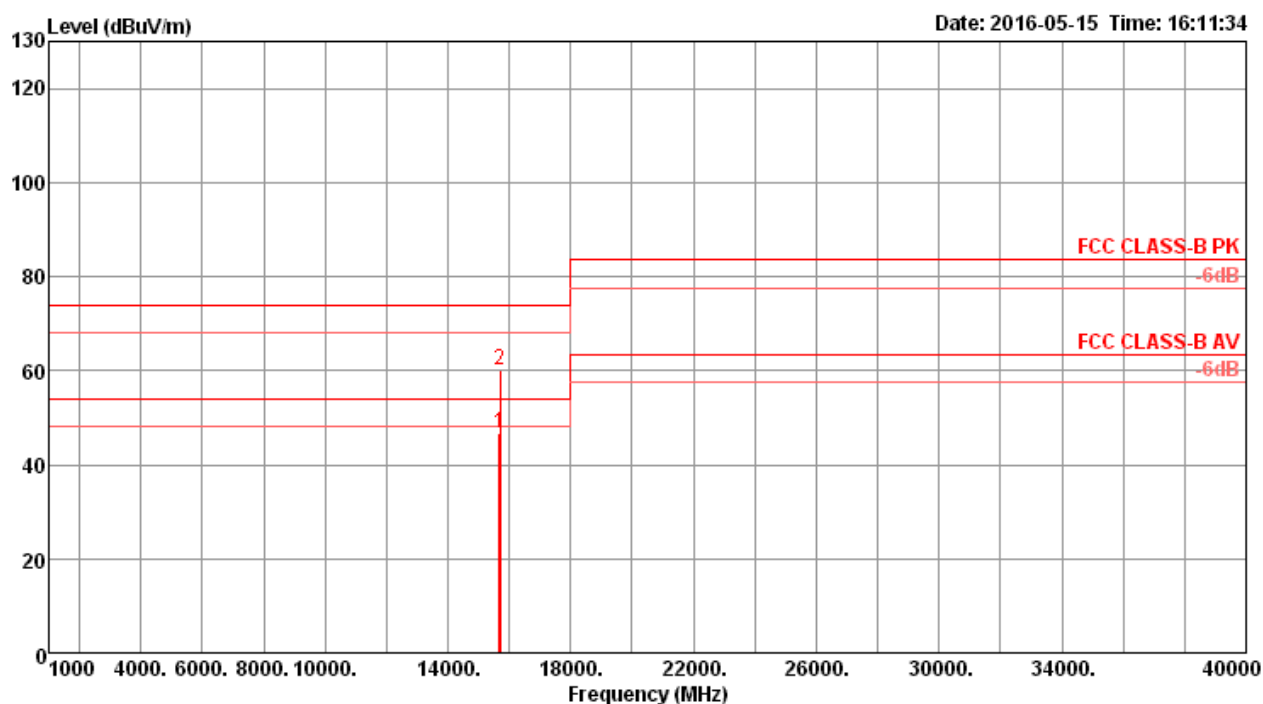
Vertical



	Freq	Level	Limit	Over	Read	Cable	Antenna	Preamp	A/Pos	T/Pos	Remark	Pol/Phase
	MHz	dBuV/m	dBuV/m	dB	dBuV	Loss	Factor	Factor	cm	deg		
1	15570.88	60.67	74.00	-13.33	44.09	12.30	38.05	33.77	255	152	Peak	VERTICAL
2	15584.40	47.75	54.00	-6.25	31.17	12.30	38.05	33.77	255	152	Average	VERTICAL

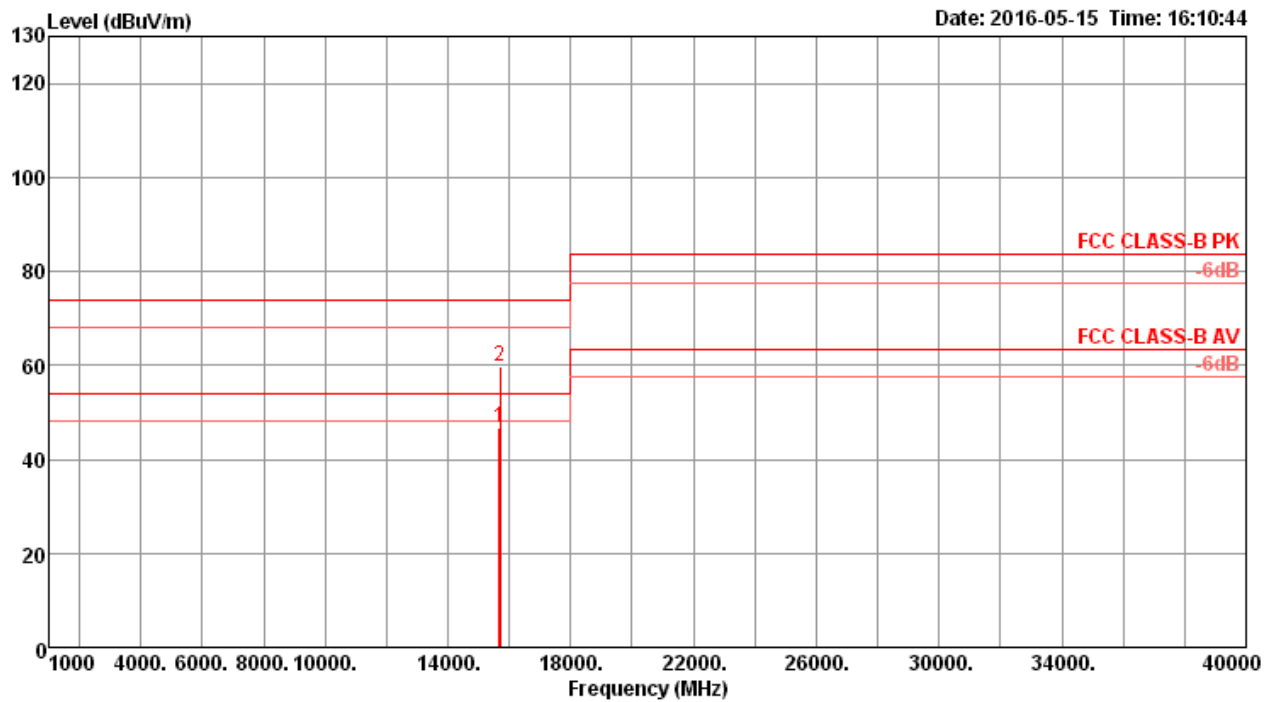
Temperature	22°C	Humidity	56%
Test Engineer	Nyle Chang & Peter Wu & Gary Chu & DK Chang & Eddie Weng & Stim Song & Brain Sun	Configurations	IEEE 802.11ac MCS0/Nss1 VHT40 CH 46 / Chain 5
Test Mode	Mode 5		

Horizontal



	Freq	Level	Limit Line	Over Limit	Read Level	Cable Loss	Antenna Factor	Preamp Factor	A/Pos	T/Pos	Remark	Pol/Phase
	MHz	dBuV/m	dBuV/m	dB	dBuV	dB	dB/m	dB	cm	deg		
1	15677.52	46.69	54.00	-7.31	30.32	12.33	37.91	33.87	239	185	Average	HORIZONTAL
2	15709.28	59.99	74.00	-14.01	43.67	12.35	37.84	33.87	239	185	Peak	HORIZONTAL

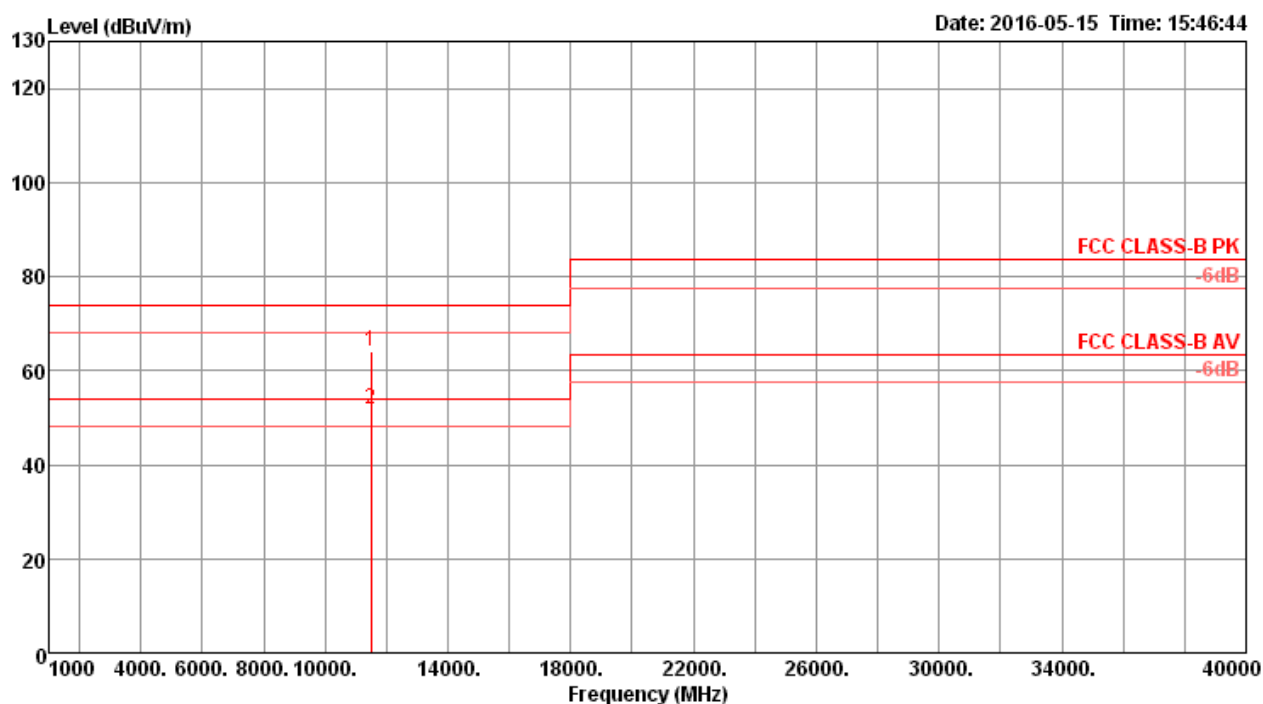
Vertical



	Freq	Level	Limit	Over	Read	Cable	Antenna	Preamp	A/Pos	T/Pos	Remark	Pol/Phase
	MHz	dBuV/m	dBuV/m	dB	dBuV	dB	dB/m	dB	cm	deg		
1	15681.12	46.78	54.00	-7.22	30.41	12.33	37.91	33.87	286	52	Average	VERTICAL
2	15687.60	59.87	74.00	-14.13	43.50	12.33	37.91	33.87	286	52	Peak	VERTICAL

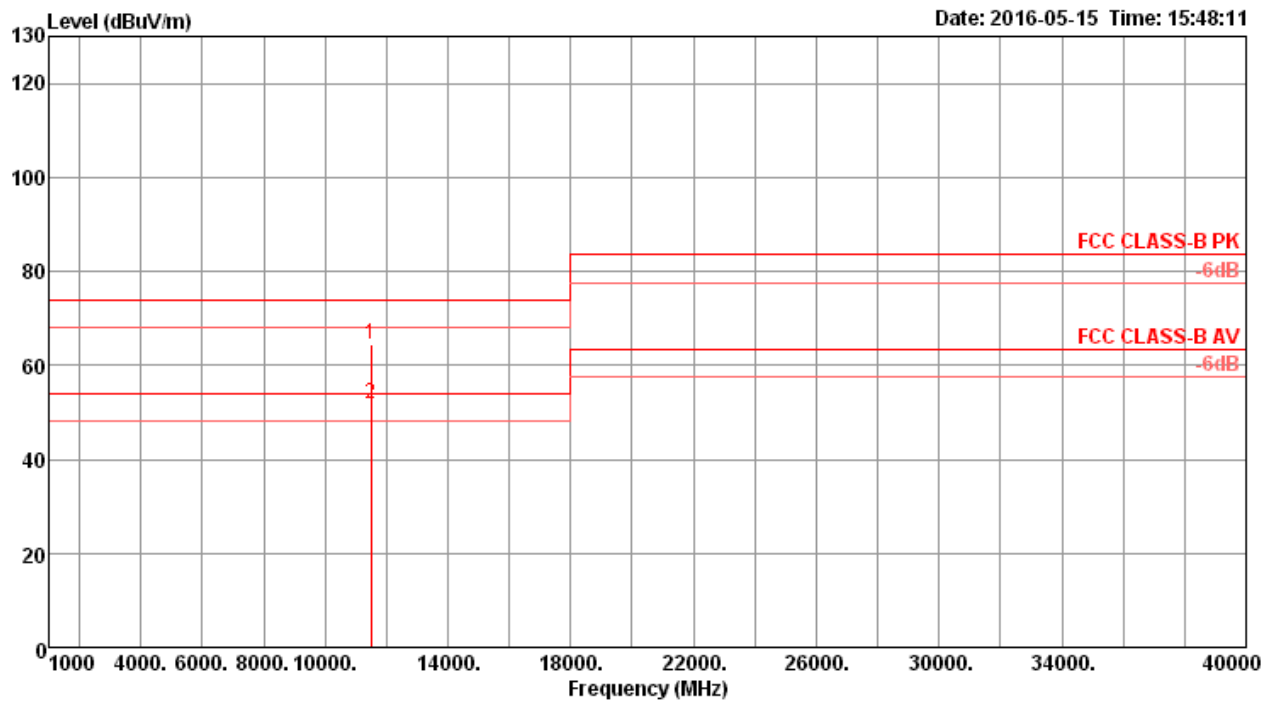
Temperature	22°C	Humidity	56%
Test Engineer	Nyle Chang & Peter Wu & Gary Chu & DK Chang & Eddie Weng & Stim Song & Brain Sun	Configurations	IEEE 802.11ac MCS0/Nss1 VHT40 CH 151 / Chain 5
Test Mode	Mode 5		

Horizontal



	Freq	Level	Limit Line	Over Limit	Read Level	CableAntenna Loss Factor	Preamp Factor	A/Pos	T/Pos	Remark	Pol/Phase	
	MHz	dBuV/m	dBuV/m	dB	dBuV	dB	dB/m	dB	cm	deg		
1	11506.72	63.97	74.00	-10.03	47.48	10.66	39.20	33.37	250	264	Peak	HORIZONTAL
2	11510.08	51.90	54.00	-2.10	35.42	10.66	39.20	33.38	250	264	Average	HORIZONTAL

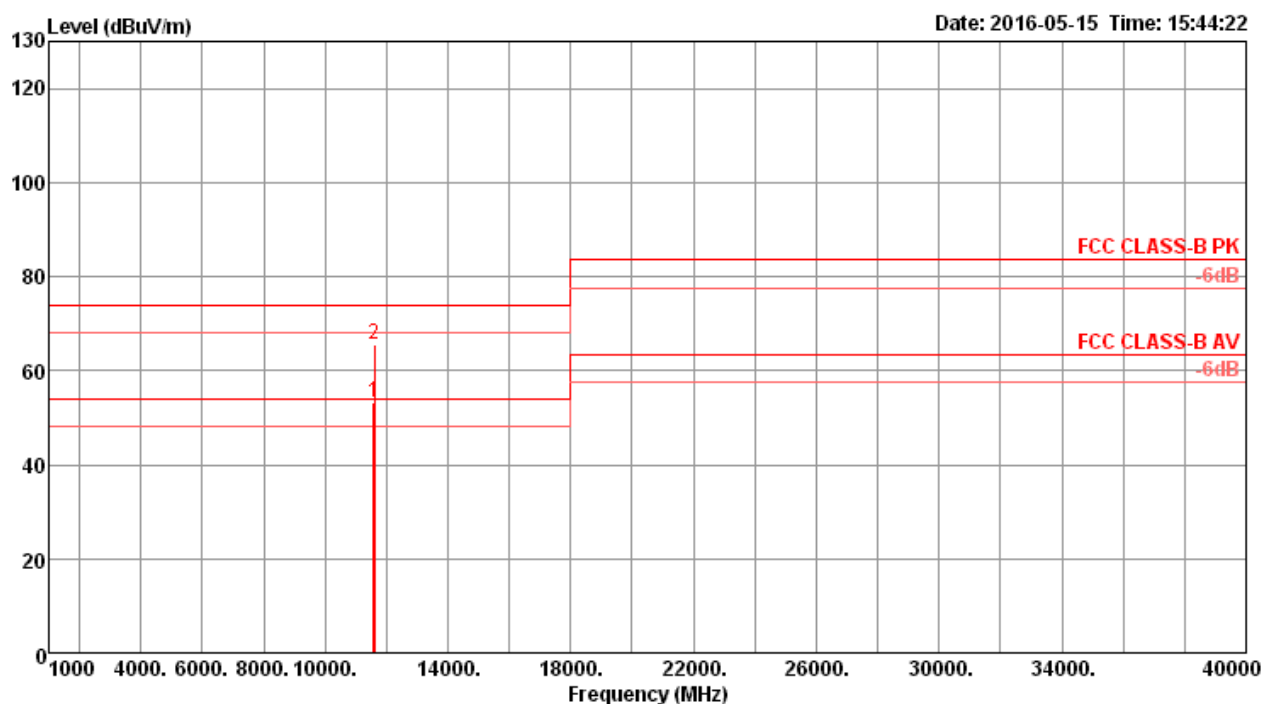
Vertical



	Freq	Level	Limit	Over	Read	Cable	Antenna	Preamp	A/Pos	T/Pos	Remark	Pol/Phase
	MHz	dBuV/m	dBuV/m	dB	dBuV	dB	dB/m	dB	cm	deg		
1	11504.72	64.32	74.00	-9.68	47.83	10.66	39.20	33.37	250	329	Peak	VERTICAL
2	11510.08	51.72	54.00	-2.28	35.24	10.66	39.20	33.38	250	329	Average	VERTICAL

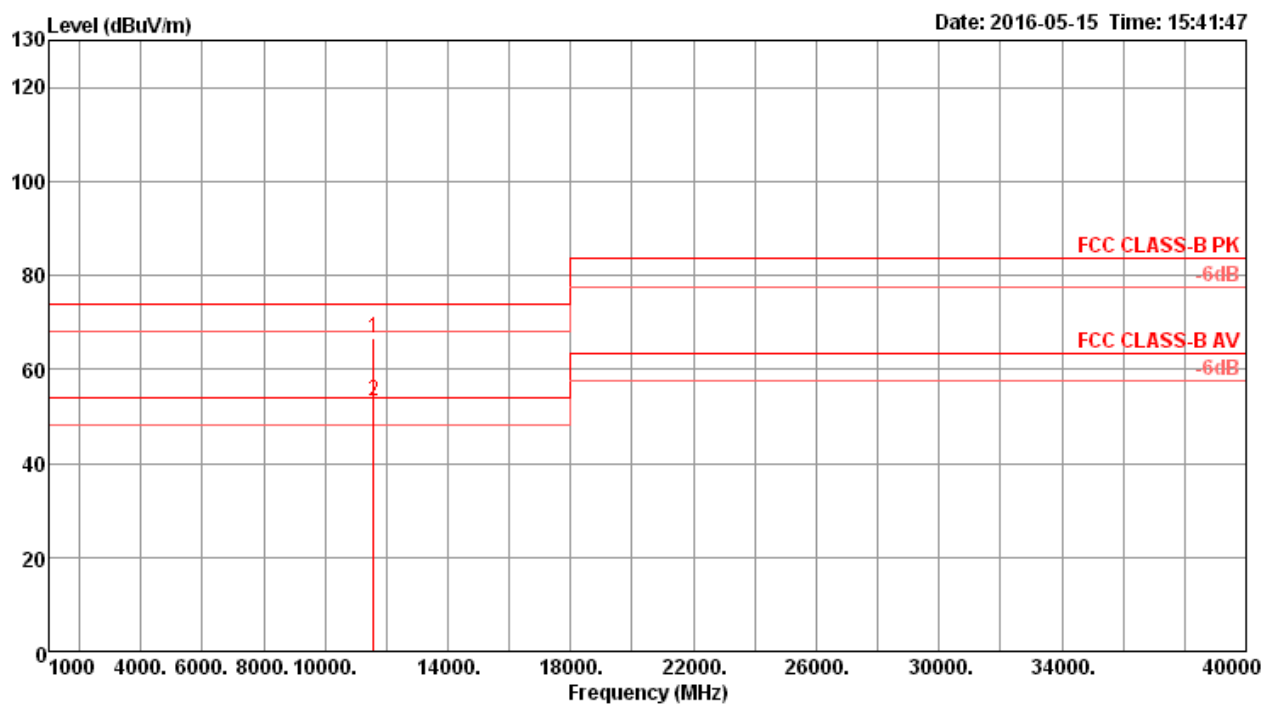
Temperature	22°C	Humidity	56%
Test Engineer	Nyle Chang & Peter Wu & Gary Chu & DK Chang & Eddie Weng & Stim Song & Brain Sun	Configurations	IEEE 802.11ac MCS0/Nss1 VHT40 CH 159 / Chain 5
Test Mode	Mode 5		

Horizontal



	Freq	Level	Limit Line	Over Limit	Read Level	CableAntenna Loss	Preamp Factor	A/Pos	T/Pos	Remark	Pol/Phase
	MHz	dBuV/m	dBuV/m	dB	dBuV	dB	dB/m	dB	cm	deg	
1	11590.16	53.15	54.00	-0.85	36.67	10.68	39.20	33.40	250	264	Average
2	11594.64	65.62	74.00	-8.38	49.14	10.68	39.20	33.40	250	264	Peak

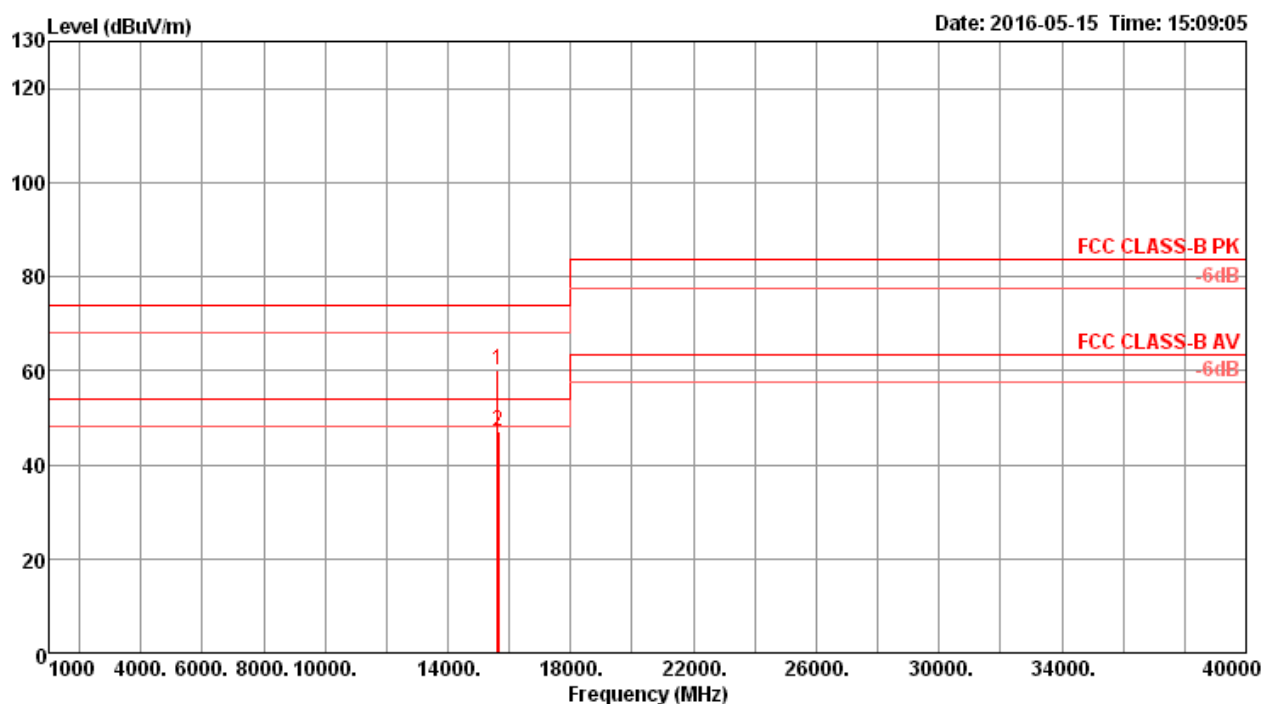
Vertical



	Freq	Level	Limit	Over	Read	Cable	Antenna	Preamp	A/Pos	T/Pos	Remark	Pol/Phase
	MHz	dBuV/m	dBuV/m	dB	dBuV	dB	dB/m	dB	cm	deg		
1	11586.56	66.67	74.00	-7.33	50.19	10.68	39.20	33.40	262	167	Peak	VERTICAL
2	11590.08	53.30	54.00	-0.70	36.82	10.68	39.20	33.40	262	167	Average	VERTICAL

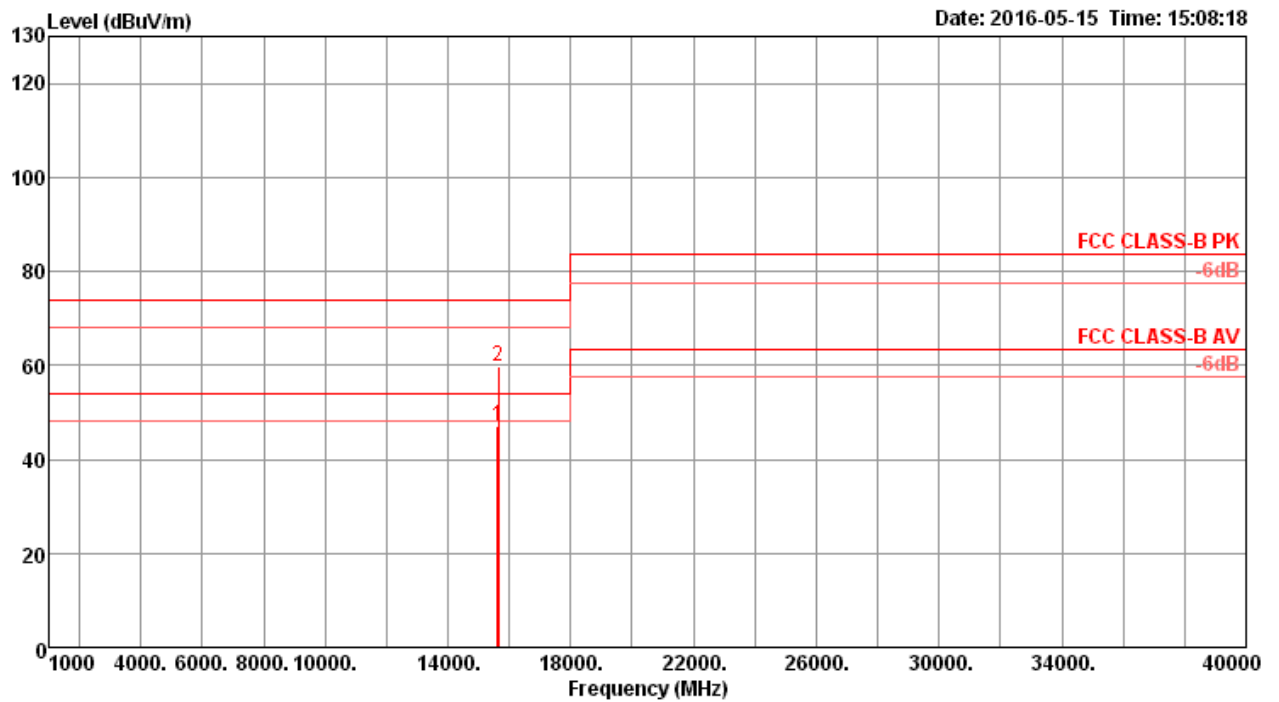
Temperature	22°C	Humidity	56%
Test Engineer	Nyle Chang & Peter Wu & Gary Chu & DK Chang & Eddie Weng & Stim Song & Brain Sun	Configurations	IEEE 802.11ac MCS0/Nss1 VHT80 CH 42 / Chain 5
Test Mode	Mode 5		

Horizontal



	Freq	Level	Limit Line	Over Limit	Read Level	CableAntenna Loss Factor	Preamp Factor	A/Pos	T/Pos	Remark	Pol/Phase	
	MHz	dBuV/m	dBuV/m	dB	dBuV	dB	dB/m	dB	cm	deg		
1	15621.88	60.21	74.00	-13.79	43.74	12.31	37.98	33.82	237	262	Peak	HORIZONTAL
2	15634.20	46.97	54.00	-7.03	30.50	12.31	37.98	33.82	237	262	Average	HORIZONTAL

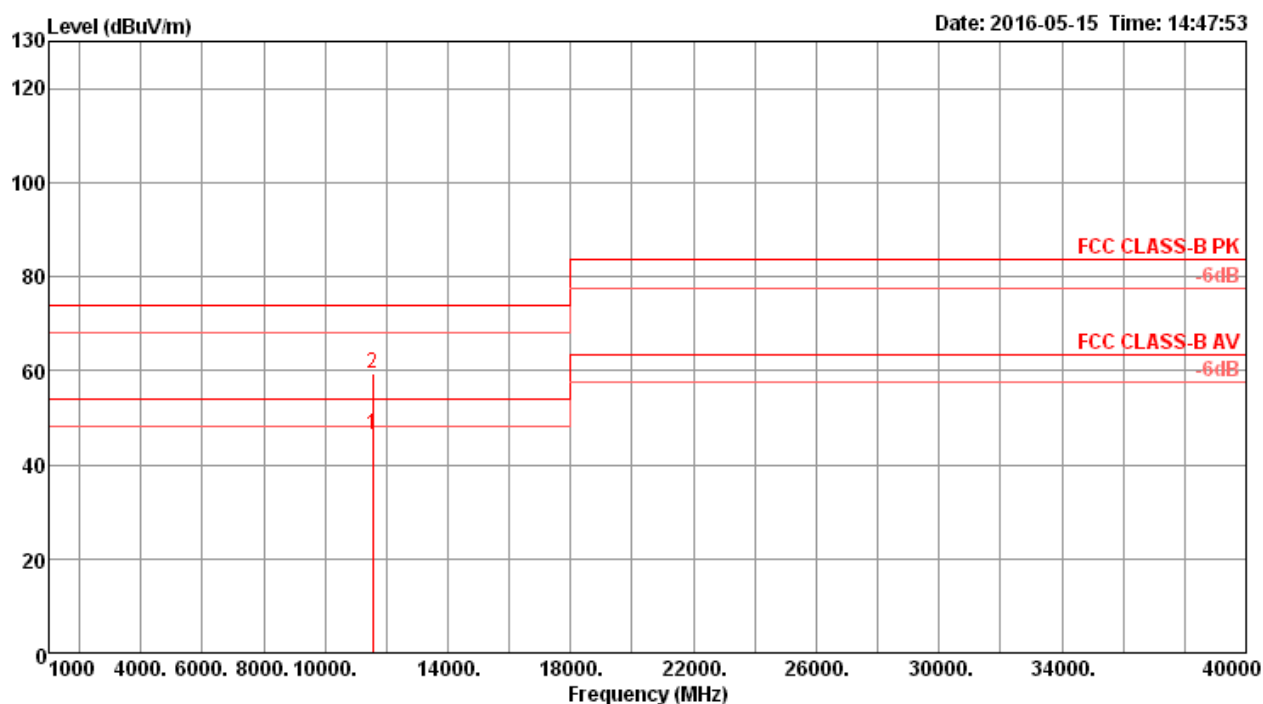
Vertical



	Freq	Level	Limit	Over	Read	Cable	Antenna	Preamp	A/Pos	T/Pos	Remark	Pol/Phase
	MHz	dBuV/m	dBuV/m	dB	dBuV	dB	dB/m	dB	cm	deg		
1	15624.56	46.98	54.00	-7.02	30.51	12.31	37.98	33.82	205	87	Average	VERTICAL
2	15633.08	59.74	74.00	-14.26	43.27	12.31	37.98	33.82	205	87	Peak	VERTICAL

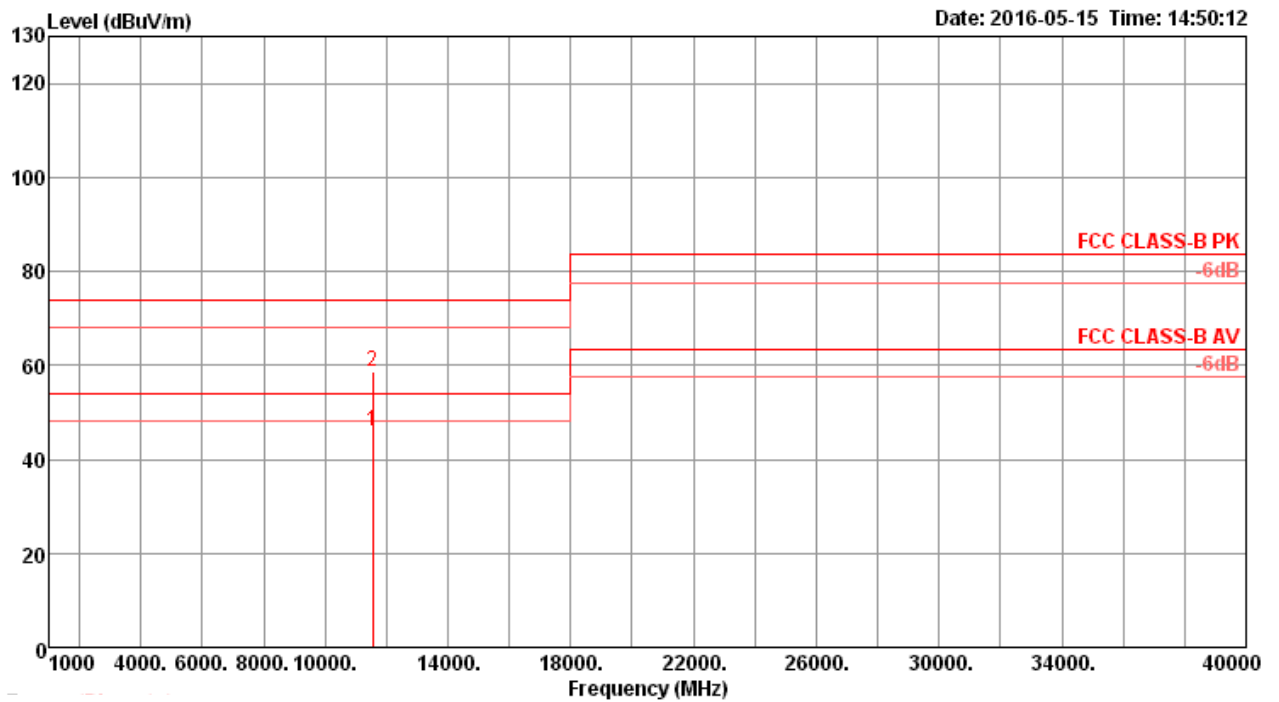
Temperature	22°C	Humidity	56%
Test Engineer	Nyle Chang & Peter Wu & Gary Chu & DK Chang & Eddie Weng & Stim Song & Brain Sun	Configurations	IEEE 802.11ac MCS0/Nss1 VHT80 CH 155 / Chain 5
Test Mode	Mode 5		

Horizontal



	Freq	Level	Limit Line	Over Limit	Read Level	CableAntenna Loss	Preamp Factor	A/Pos	T/Pos	Remark	Pol/Phase
	MHz	dBuV/m	dBuV/m	dB	dBuV	dB	dB/m	dB	cm	deg	
1	11549.40	46.26	54.00	-7.74	29.78	10.67	39.20	33.39	248	264	Average
2	11554.24	59.26	74.00	-14.74	42.77	10.68	39.20	33.39	248	264	Peak

Vertical



	Freq	Level	Limit	Over	Read	Cable	Antenna	Preamp	A/Pos	T/Pos	Remark	Pol/Phase
	MHz	dBuV/m	dBuV/m	dB	dBuV	dB	dB/m	dB	cm	deg		
1	11550.20	45.87	54.00	-8.13	29.38	10.68	39.20	33.39	263	165	Average	VERTICAL
2	11552.52	58.69	74.00	-15.31	42.20	10.68	39.20	33.39	263	165	Peak	VERTICAL

Note:

The amplitude of spurious emissions that are attenuated by more than 20dB below the permissible value has no need to be reported.

Emission level (dBuV/m) = 20 log Emission level (uV/m).

Corrected Reading: Antenna Factor + Cable Loss + Read Level - Preamp Factor = Level.

4.7. Band Edge Emissions Measurement

4.7.1. Limit

For transmitters operating in the 5.15-5.25 GHz band: all emissions outside of the 5.15-5.35 GHz band shall not exceed an e.i.r.p. of -27 dBm/MHz.

For transmitters operating in the 5.725-5.85 GHz band: all emissions shall be limited to a level of -27 dBm/MHz at 75 MHz or more above or below the band edge increasing linearly to 10 dBm/MHz at 25 MHz above or below the band edge, and from 25 MHz above or below the band edge increasing linearly to a level of 15.6 dBm/MHz at 5 MHz above or below the band edge, and from 5 MHz above or below the band edge increasing linearly to a level of 27 dBm/MHz at the band edge.

In addition, In case the emission fall within the restricted band specified on 15.205(a), then the 15.209(a) limit in the table below has to be followed.

Frequencies (MHz)	Field Strength (micorvolts/meter)	Measurement Distance (meters)
0.009~0.490	2400/F(kHz)	300
0.490~1.705	24000/F(kHz)	30
1.705~30.0	30	30
30~88	100	3
88~216	150	3
216~960	200	3
Above 960	500	3

4.7.2. Measuring Instruments and Setting

Please refer to section 5 of equipments list in this report. The following table is the setting of the spectrum analyzer.

Spectrum Parameter	Setting
Attenuation	Auto
Span Frequency	100 MHz
RBW / VBW (Emission in restricted band)	1 MHz / 3MHz for Peak, 1 MHz / 1/T for Average
RBW / VBW (Emission in non-restricted band)	1 MHz / 3MHz for Peak

4.7.3. Test Procedures

The test procedure is the same as section 0.

4.7.4. Test Setup Layout

This test setup layout is the same as that shown in section 4.6.4.

4.7.5. Test Deviation

There is no deviation with the original standard.

4.7.6. EUT Operation during Test

<ForNon-beamforming Mode>

The EUT was programmed to be in continuously transmitting mode.

<For Beamforming Mode>

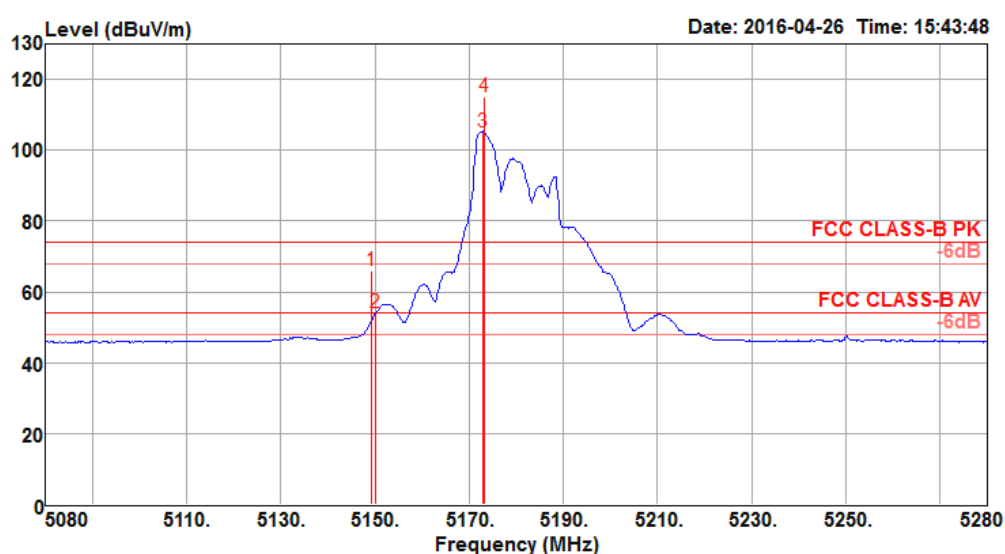
The EUT was programmed to be in beamforming transmitting mode.

4.7.7. Test Result of Band Edge and Fundamental Emissions

<For Radio 2 Non-beamforming Mode>

Temperature	22°C	Humidity	56%
Test Engineer	Nyle Chang & Peter Wu & Gary Chu & DK Chang & Eddie Weng & Stim Song & Brain Sun	Configurations	IEEE 802.11a CH 36, 40, 48 / Chain 1 + Chain 2 + Chain 3 + Chain 4
Test Mode	Mode 1		

Channel 36

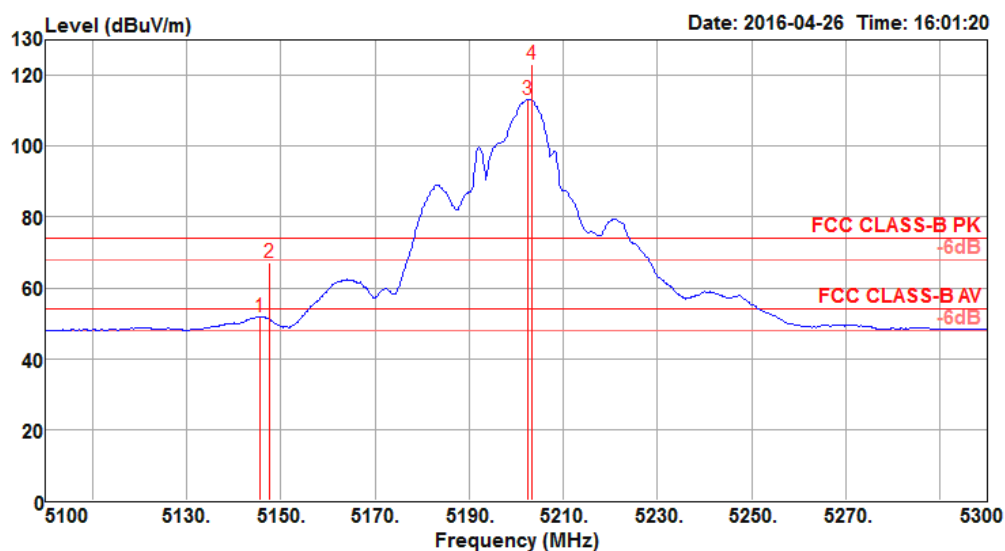


	Freq	Level	Limit Line	Over Limit	Read Level	Cable Loss	Antenna Factor	Preamp Factor	A/Pos	T/Pos	Remark	Pol/Phase
	MHz	dBuV/m	dBuV/m	dB	dBuV	dB	dB/m	dB	cm	deg		
1	5149.20	65.87	74.00	-8.13	58.45	7.48	34.85	34.91	294	23	Peak	VERTICAL
2	5150.00	53.93	54.00	-0.07	46.51	7.48	34.85	34.91	294	23	Average	VERTICAL
3	5172.80	105.26			97.81	7.48	34.88	34.91	294	23	Average	VERTICAL
4	5173.20	115.22			107.77	7.48	34.88	34.91	294	23	Peak	VERTICAL

Item 3, 4 are the fundamental frequency at 5180 MHz.

Note: Both antenna polarizations have been tested and only the worst case was recorded in test report.

Channel 40

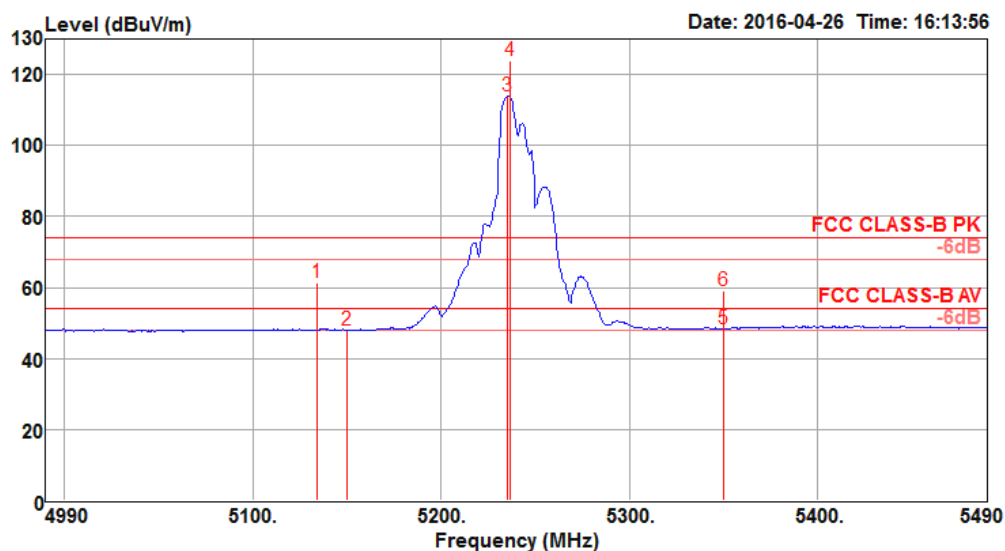


	Freq	Level	Limit	Over	Read	Cable	Antenna	Preamp	A/Pos	T/Pos	Remark	Pol/Phase
	MHz	dBuV/m	dBuV/m	dB	dBuV	dB	dB/m	dB	cm	deg		
1	5145.60	51.86	54.00	-2.14	44.44	7.48	34.85	34.91	150	92	Average	HORIZONTAL
2	5147.60	66.97	74.00	-7.03	59.55	7.48	34.85	34.91	150	92	Peak	HORIZONTAL
3	5202.40	113.26			105.77	7.49	34.91	34.91	150	92	Average	HORIZONTAL
4	5203.20	123.27			115.78	7.49	34.91	34.91	150	92	Peak	HORIZONTAL

Item 3, 4 are the fundamental frequency at 5200 MHz.

Note: Both antenna polarizations have been tested and only the worst case was recorded in test report.

Channel 48



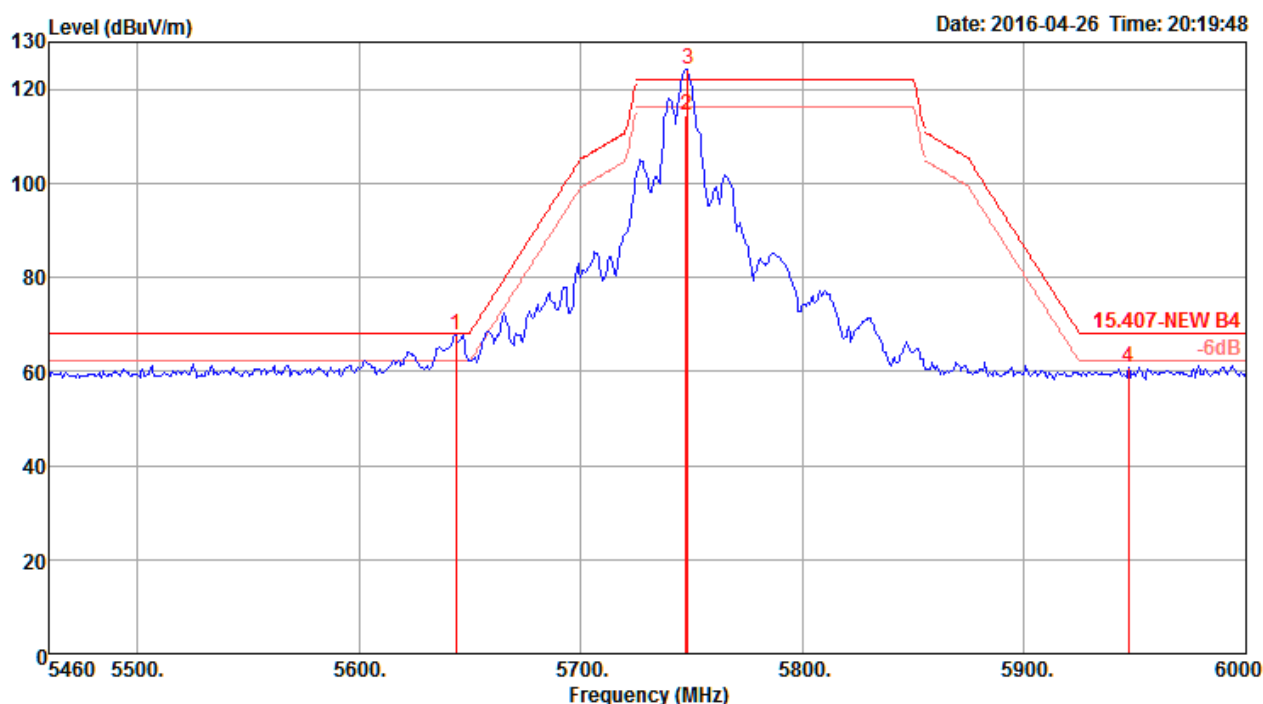
	Freq	Level	Limit	Over	Read	Cable	Antenna	Preamp	A/Pos	T/Pos	Remark	Pol/Phase
	MHz	dBuV/m	dBuV/m	dB	dBuV	dB	dB/m	dB	cm	deg		
1	5134.00	61.37	74.00	-12.63	53.96	7.48	34.84	34.91	310	94	Peak	HORIZONTAL
2	5150.00	47.84	54.00	-6.16	40.42	7.48	34.85	34.91	310	94	Average	HORIZONTAL
3	5235.00	114.08			106.55	7.50	34.94	34.91	310	94	Average	HORIZONTAL
4	5237.00	124.03			116.50	7.50	34.94	34.91	310	94	Peak	HORIZONTAL
5	5350.00	48.42	54.00	-5.58	40.72	7.56	35.05	34.91	310	94	Average	HORIZONTAL
6	5350.00	59.07	74.00	-14.93	51.37	7.56	35.05	34.91	310	94	Peak	HORIZONTAL

Item 3, 4 are the fundamental frequency at 5240 MHz.

Note: Both antenna polarizations have been tested and only the worst case was recorded in test report.

Temperature	22°C	Humidity	56%
Test Engineer	Nyle Chang & Peter Wu & Gary Chu & DK Chang & Eddie Weng & Stim Song & Brain Sun	Configurations	IEEE 802.11a CH 149, 157, 165 / Chain 1 + Chain 2 + Chain 3 + Chain 4
Test Mode	Mode 1		

Channel 149

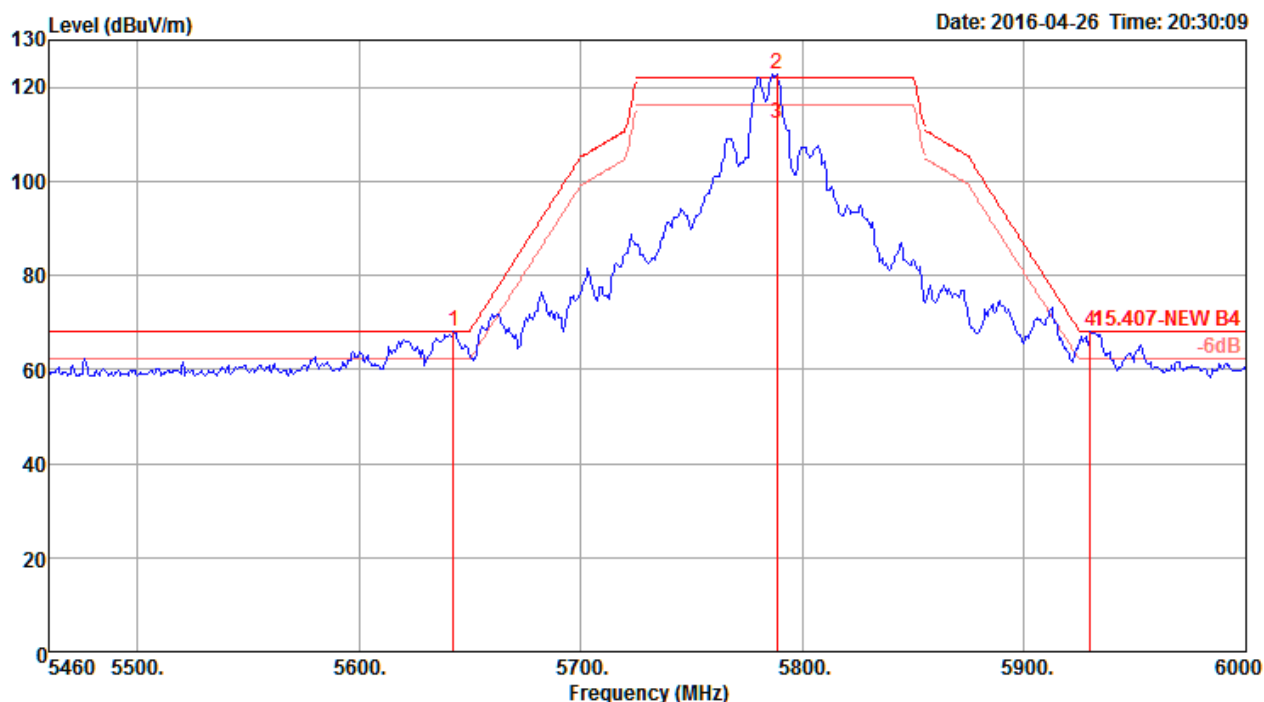


	Freq	Level	Limit	Over	Read	Cable	Antenna	Preamp	T/Pos	A/Pos	Remark	Pol/Phase
	MHz	dBuV/m	dBuV/m	dB	dBuV	dB	dB/m	dB	deg	cm		
1	5643.60	67.81	68.20	-0.39	60.14	7.92	34.25	34.50	273	239	Peak	HORIZONTAL
2	5747.28	114.29			106.40	7.86	34.55	34.52	273	239	Average	HORIZONTAL
3	5748.36	124.29			116.40	7.86	34.55	34.52	273	239	Peak	HORIZONTAL
4	5947.08	61.00	68.20	-7.20	52.67	7.74	35.15	34.56	273	239	Peak	HORIZONTAL

Item 2, 3 are the fundamental frequency at 5745 MHz.

Note: Both antenna polarizations have been tested and only the worst case was recorded in test report.

Channel 157

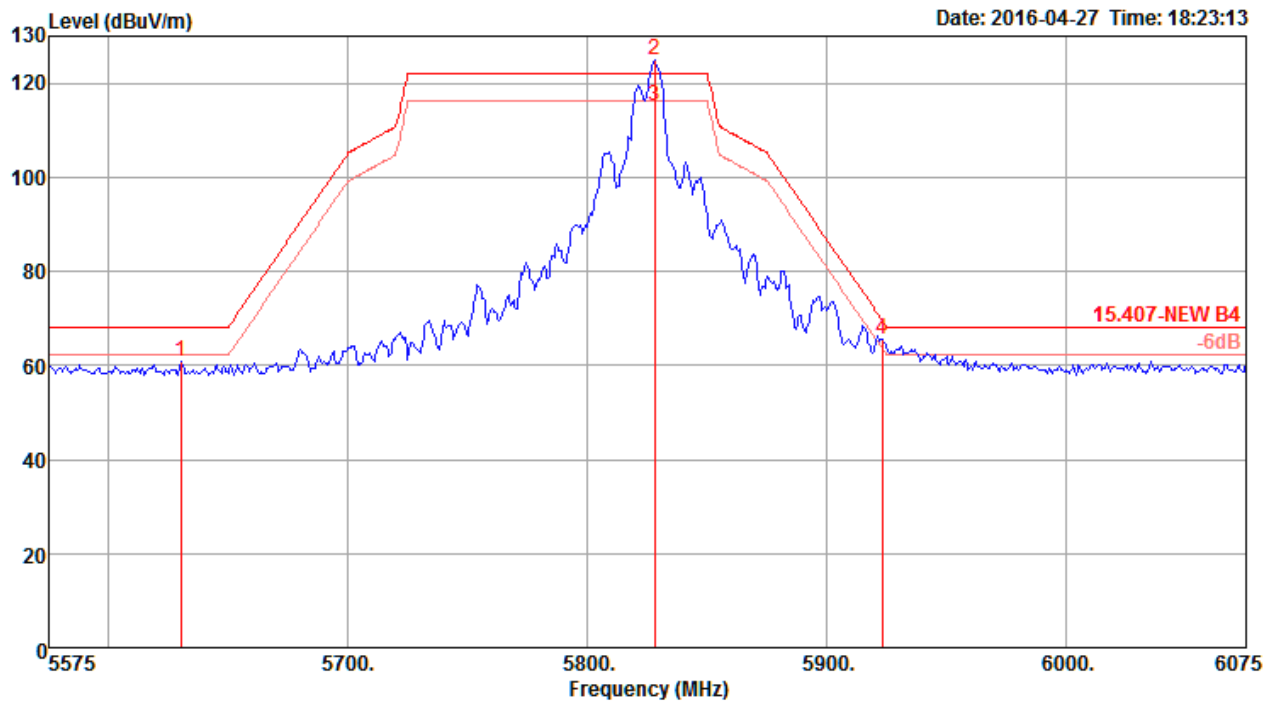


	Freq	Level	Limit	Over	Read	Cable	Antenna	Preamp	T/Pos	A/Pos	Remark	Pol/Phase
	MHz	dBuV/m	dBuV/m	dB	dBuV	dB	dB/m	dB	deg	cm		
1	5642.52	67.96	68.20	-0.24	60.29	7.92	34.25	34.50	264	233	Peak	HORIZONTAL
2	5788.32	122.80			114.84	7.84	34.65	34.53	264	233	Peak	HORIZONTAL
3	5788.32	112.41			104.45	7.84	34.65	34.53	264	233	Average	HORIZONTAL
4	5929.80	67.94	68.20	-0.26	59.65	7.75	35.10	34.56	264	233	Peak	HORIZONTAL

Item 2, 3 are the fundamental frequency at 5785 MHz.

Note: Both antenna polarizations have been tested and only the worst case was recorded in test report.

Channel 165



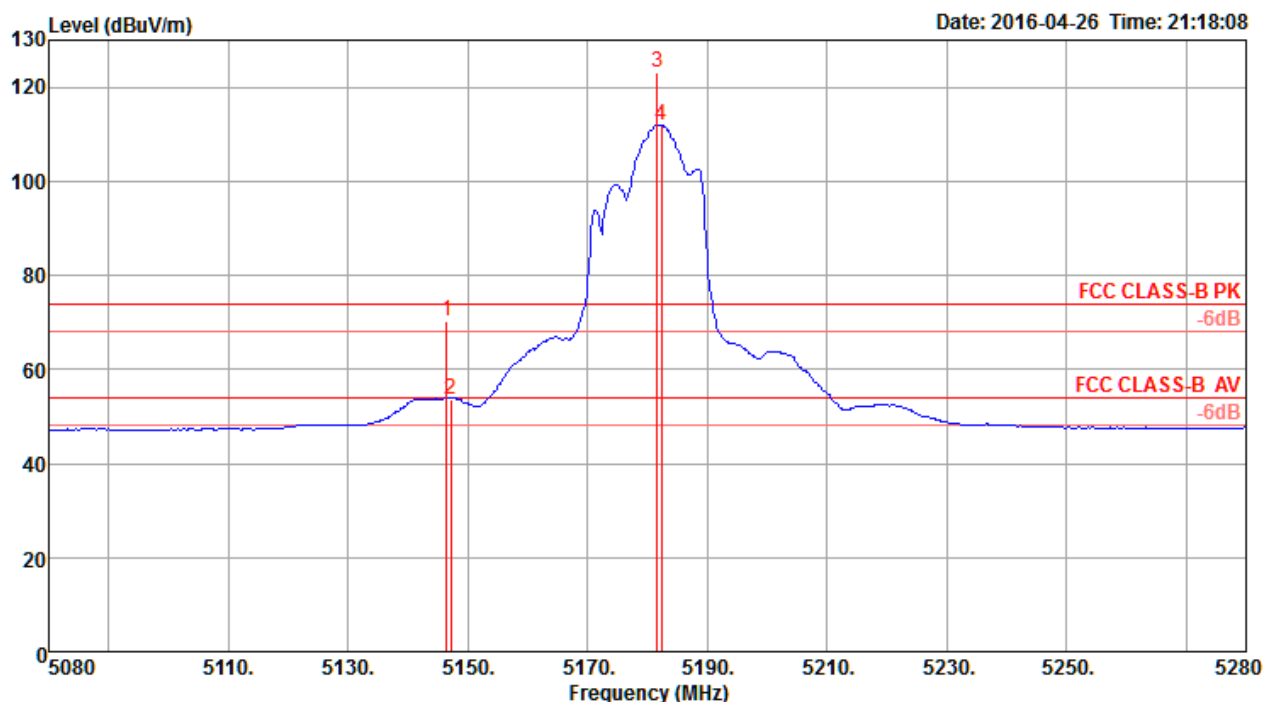
	Freq	Level	Limit	Over	Read	Cable	Antenna	Preamp	T/Pos	A/Pos	Remark	Pol/Phase
	MHz	dBuV/m	dBuV/m	dB	dBuV	dB	dB/m	dB	deg	cm		
1	5630.00	60.85	68.20	-7.35	53.22	7.93	34.20	34.50	273	282	Peak	HORIZONTAL
2	5828.00	124.91			116.84	7.81	34.80	34.54	273	282	Peak	HORIZONTAL
3	5828.00	115.21			107.14	7.81	34.80	34.54	273	282	Peak	HORIZONTAL
4	5923.00	65.69	69.67	-3.98	57.44	7.76	35.05	34.56	273	282	Peak	HORIZONTAL

Item 2, 3 are the fundamental frequency at 5825 MHz.

Note: Both antenna polarizations have been tested and only the worst case was recorded in test report.

Temperature	22°C	Humidity	56%
Test Engineer	Nyle Chang & Peter Wu & Gary Chu & DK Chang & Eddie Weng & Stim Song & Brain Sun	Configurations	IEEE 802.11ac MCS0/Nss1 VHT20 CH 36, 40, 48 / Chain 1 + Chain 2 + Chain 3 + Chain 4
Test Mode	Mode 1		

Channel 36

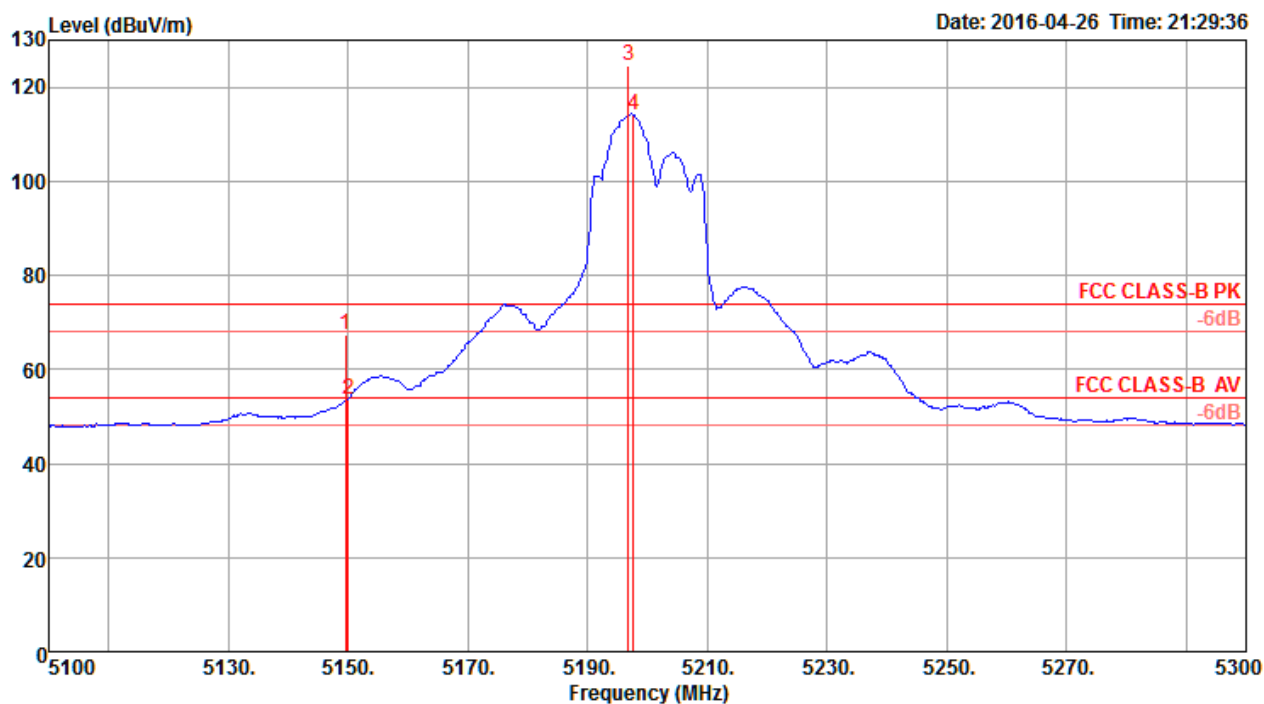


	Freq	Level	Limit	Over	Read	Cable	Antenna	Preamp	T/Pos	A/Pos	Remark	Pol/Phase
	MHz	dBuV/m	dBuV/m	dB	dBuV	dB	dB/m	dB	deg	cm		
1	5146.40	70.08	74.00	-3.92	63.34	7.90	33.31	34.47	87	148	Peak	HORIZONTAL
2	5147.20	53.77	54.00	-0.23	47.03	7.90	33.31	34.47	87	148	Average	HORIZONTAL
3	5181.60	123.13			116.30	7.95	33.35	34.47	87	148	Peak	HORIZONTAL
4	5182.40	111.94			105.11	7.95	33.35	34.47	87	148	Average	HORIZONTAL

Item 3, 4 are the fundamental frequency at 5180 MHz.

Note: Both antenna polarizations have been tested and only the worst case was recorded in test report.

Channel 40

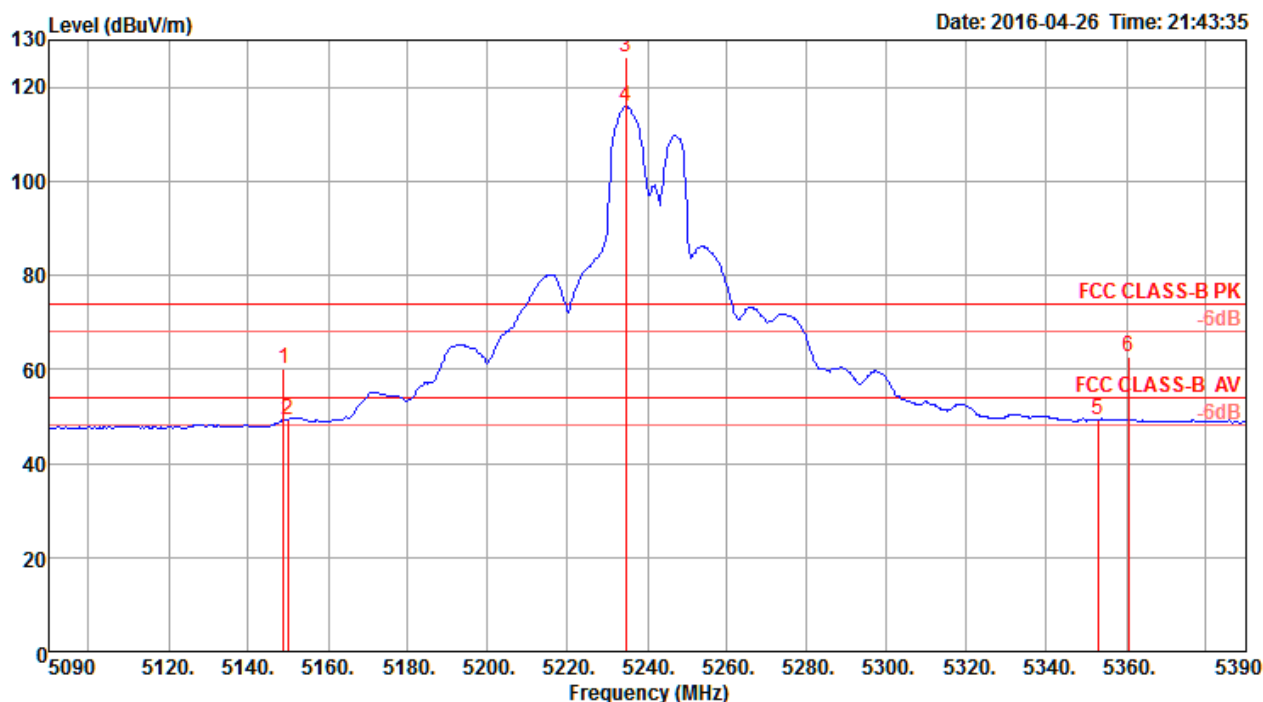


	Freq	Level	Limit	Over	Read	Cable	Antenna	Preamp	T/Pos	A/Pos	Remark	Pol/Phase
	MHz	dBuV/m	dBuV/m	dB	dBuV	dB	dB/m	dB	deg	cm		
1	5149.60	67.29	74.00	-6.71	60.55	7.90	33.31	34.47	270	142	Peak	HORIZONTAL
2	5150.00	53.72	54.00	-0.28	46.98	7.90	33.31	34.47	270	142	Average	HORIZONTAL
3	5196.80	124.45			117.56	7.98	33.38	34.47	270	142	Peak	HORIZONTAL
4	5197.60	114.24			107.35	7.98	33.38	34.47	270	142	Average	HORIZONTAL

Item 3, 4 are the fundamental frequency at 5200 MHz.

Note: Both antenna polarizations have been tested and only the worst case was recorded in test report.

Channel 48



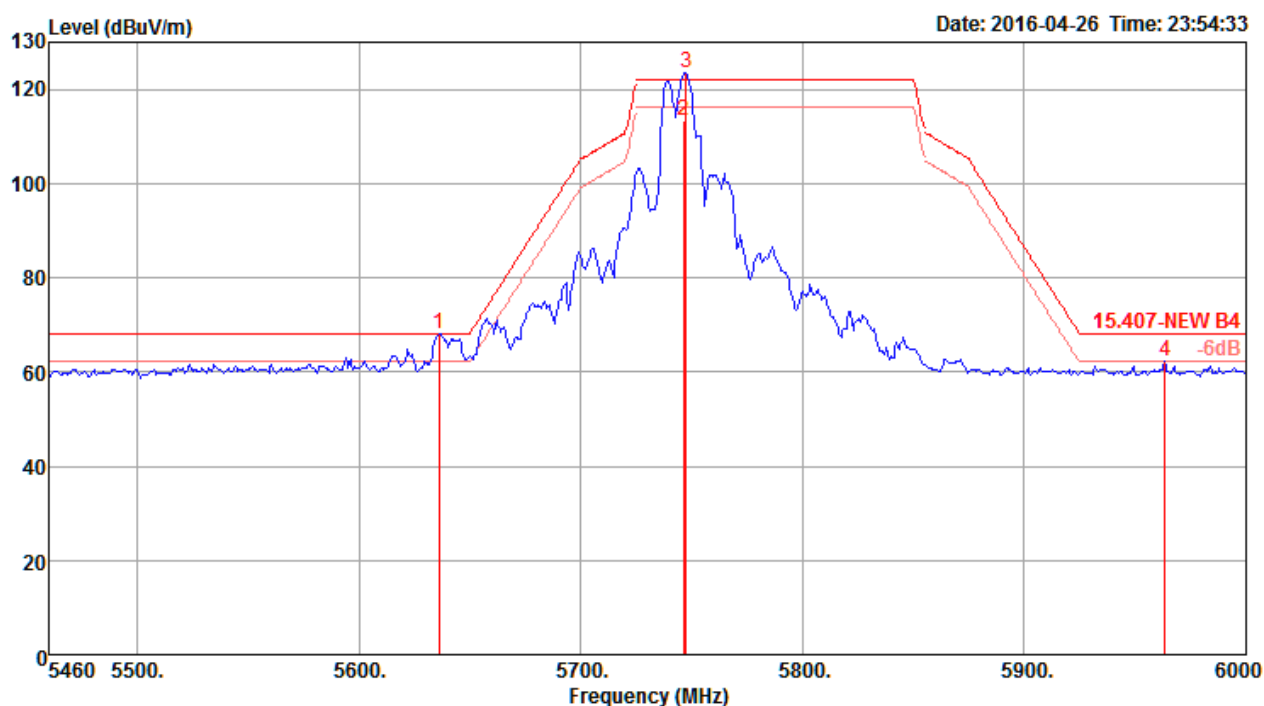
	Freq	Level	Limit	Over	Read	Cable	Antenna	Preamp	T/Pos	A/Pos	Remark	Pol/Phase
	MHz	dBuV/m	Line	Limit	Level	Loss	Factor	Factor	deg	cm		
1	5148.80	60.19	74.00	-13.81	53.45	7.90	33.31	34.47	87	299	Peak	HORIZONTAL
2	5150.00	49.33	54.00	-4.67	42.59	7.90	33.31	34.47	87	299	Average	HORIZONTAL
3	5234.60	126.38			119.46	7.95	33.44	34.47	87	299	Peak	HORIZONTAL
4	5234.60	115.92			109.00	7.95	33.44	34.47	87	299	Average	HORIZONTAL
5	5352.80	49.40	54.00	-4.60	42.39	7.89	33.59	34.47	87	299	Average	HORIZONTAL
6	5360.60	62.51	74.00	-11.49	55.49	7.88	33.61	34.47	87	299	Peak	HORIZONTAL

Item 3, 4 are the fundamental frequency at 5240 MHz.

Note: Both antenna polarizations have been tested and only the worst case was recorded in test report.

Temperature	22°C	Humidity	56%
Test Engineer	Nyle Chang & Peter Wu & Gary Chu & DK Chang & Eddie Weng & Stim Song & Brain Sun	Configurations	IEEE 802.11ac MCS0/Nss1 VHT20 CH 149, 157, 165 / Chain 1 + Chain 2 + Chain 3 + Chain 4
Test Mode	Mode 1		

Channel 149

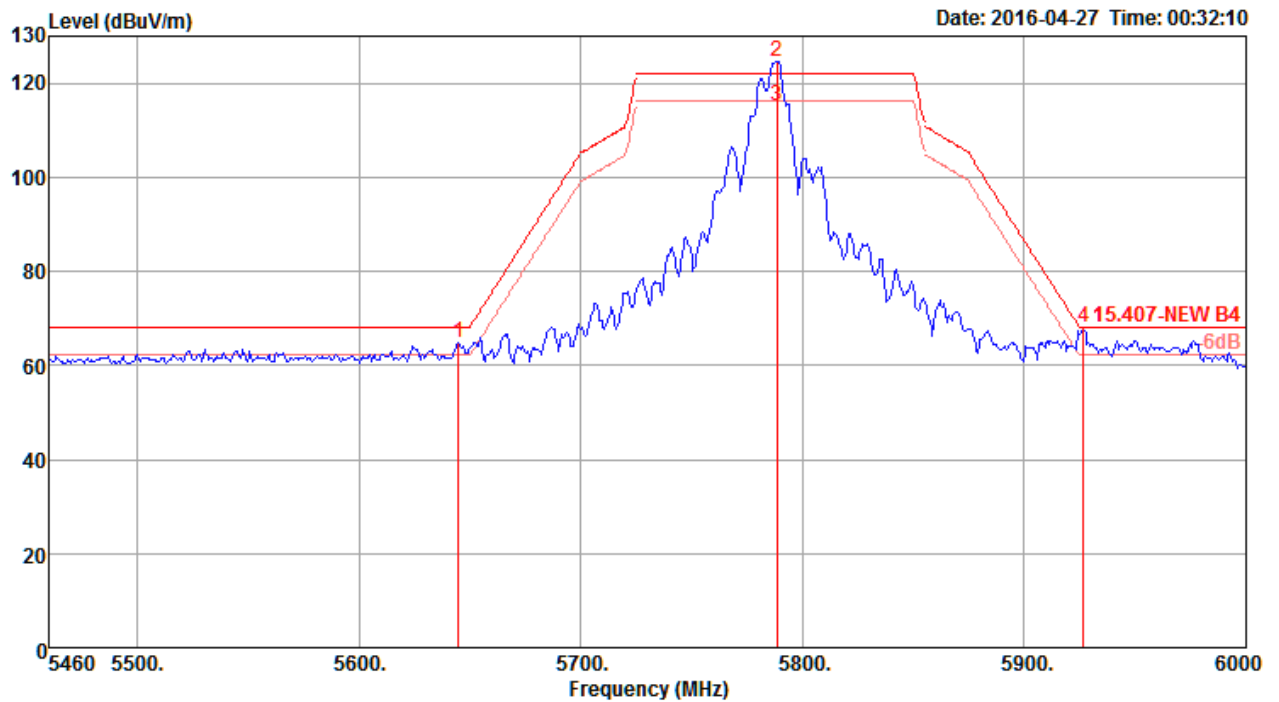


	Freq	Level	Limit	Over	Read	Cable	Antenna	Preamp	T/Pos	A/Pos	Remark	Pol/Phase
	MHz	dBuV/m	dBuV/m	dB	dBuV	dB	dB/m	dB	deg	cm		
1	5636.04	68.18	68.20	-0.02	60.55	7.93	34.20	34.50	264	244	Peak	HORIZONTAL
2	5746.20	113.25			105.36	7.86	34.55	34.52	264	244	Average	HORIZONTAL
3	5747.28	123.53			115.64	7.86	34.55	34.52	264	244	Peak	HORIZONTAL
4	5963.28	62.21	68.20	-5.99	53.84	7.73	35.20	34.56	264	244	Peak	HORIZONTAL

Item 2, 3 are the fundamental frequency at 5745 MHz.

Note: Both antenna polarizations have been tested and only the worst case was recorded in test report.

Channel 157

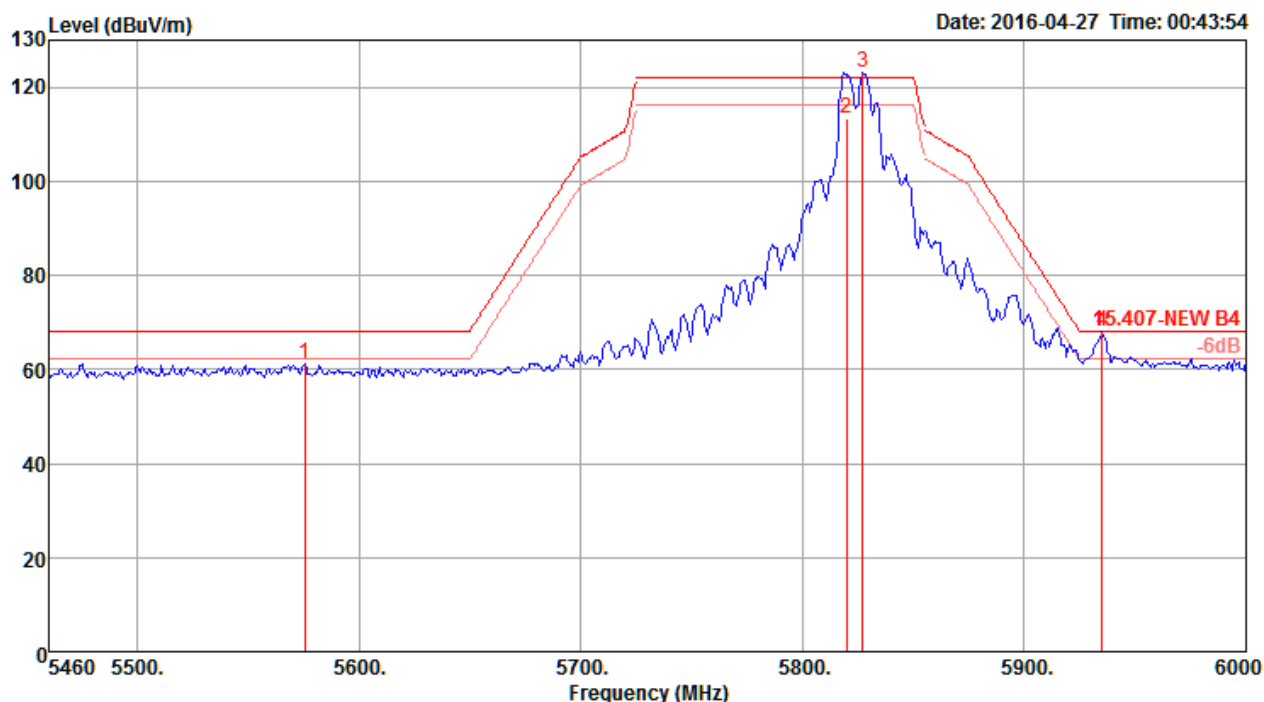


	Freq	Level	Limit	Over	Read	Cable	Antenna	Preamp	T/Pos	A/Pos	Remark	Pol/Phase
	MHz	dBuV/m	dBuV/m	dB	dBuV	dB	dB/m	dB	deg	cm		
1	5644.68	64.90	68.20	-3.30	57.23	7.92	34.25	34.50	273	272	Peak	HORIZONTAL
2	5788.32	124.60			116.64	7.84	34.65	34.53	273	272	Peak	HORIZONTAL
3	5788.32	115.18			107.22	7.84	34.65	34.53	273	272	Average	HORIZONTAL
4	5926.56	67.97	68.20	-0.23	59.68	7.75	35.10	34.56	273	272	Peak	HORIZONTAL

Item 2, 3 are the fundamental frequency at 5785 MHz.

Note: Both antenna polarizations have been tested and only the worst case was recorded in test report.

Channel 165



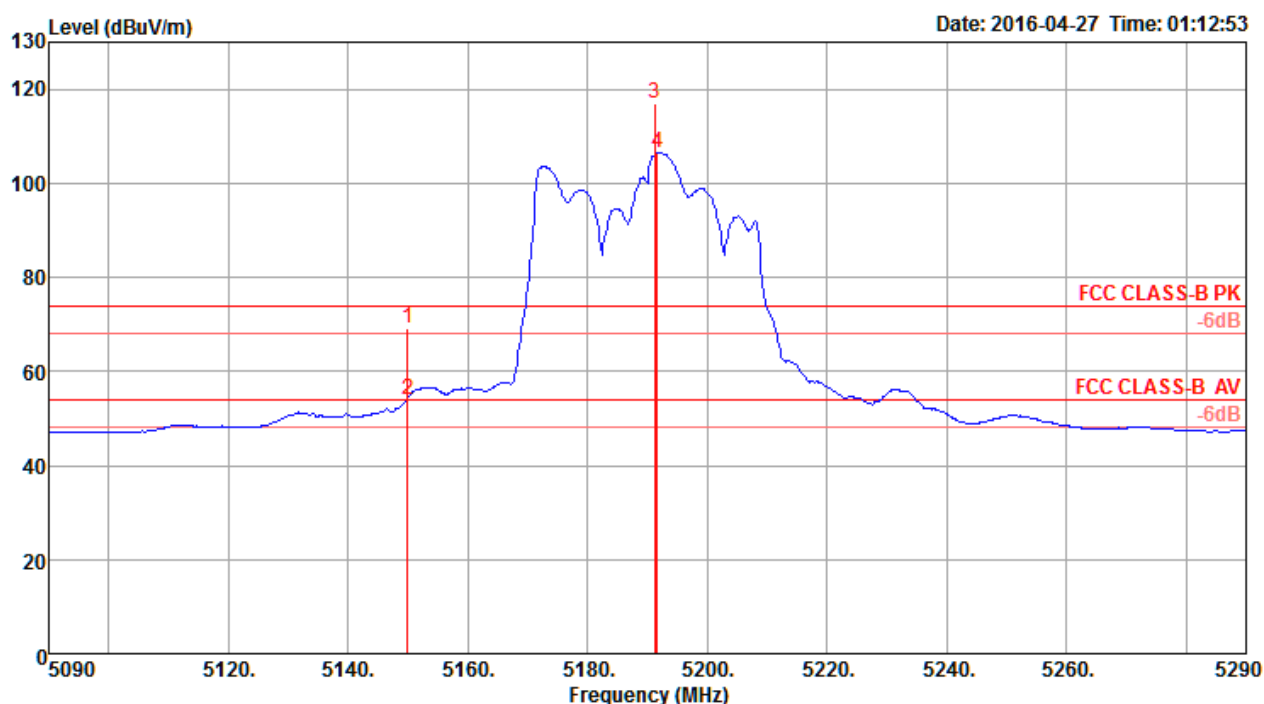
	Freq	Level	Limit	Over	Read	Cable	Antenna	Preamp	T/Pos	A/Pos	Remark	Pol/Phase
	MHz	dBuV/m	dBuV/m	dB	dBuV	dB	dB/m	dB	deg	cm		
1	5575.56	61.11	68.20	-7.09	53.60	7.94	34.05	34.48	265	281	Peak	HORIZONTAL
2	5819.64	113.29			105.25	7.82	34.75	34.53	265	281	Average	HORIZONTAL
3	5827.20	123.12			115.05	7.81	34.80	34.54	265	281	Peak	HORIZONTAL
4	5935.20	68.17	68.20	-0.03	59.88	7.75	35.10	34.56	265	281	Peak	HORIZONTAL

Item 2, 3 are the fundamental frequency at 5825 MHz.

Note: Both antenna polarizations have been tested and only the worst case was recorded in test report.

Temperature	22°C	Humidity	56%
Test Engineer	Nyle Chang & Peter Wu & Gary Chu & DK Chang & Eddie Weng & Stim Song & Brain Sun	Configurations	IEEE 802.11ac MCS0/Nss1 VHT40 CH 38, 46 / Chain 1 + Chain 2 + Chain 3 + Chain 4
Test Mode	Mode 1		

Channel 38

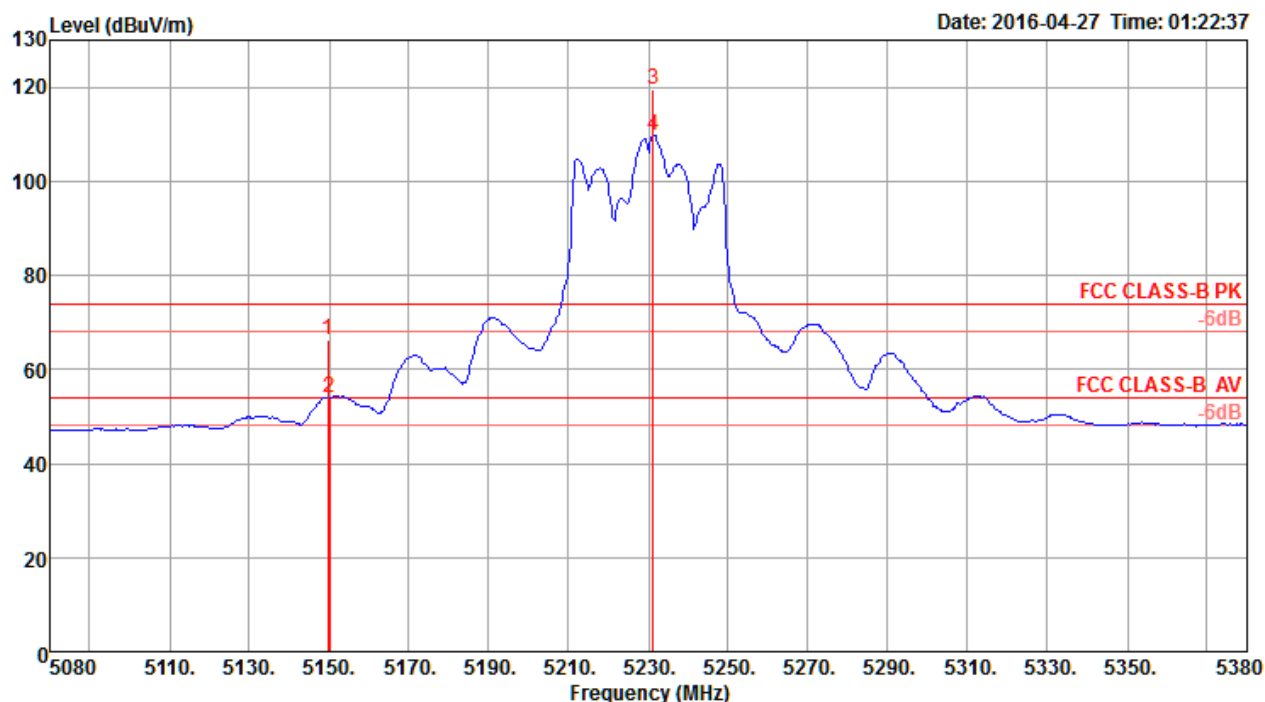


	Freq	Level	Limit	Over	Read	Cable	Antenna	Preamp	T/Pos	A/Pos	Remark	Pol/Phase
	MHz	dBuV/m	dBuV/m	dB	dBuV	dB	dB/m	dB	deg	cm		
1	5150.00	69.02	74.00	-4.98	62.28	7.90	33.31	34.47	87	143	Peak	HORIZONTAL
2	5150.00	53.85	54.00	-0.15	47.11	7.90	33.31	34.47	87	143	Average	HORIZONTAL
3	5191.20	117.03			110.14	7.98	33.38	34.47	87	143	Peak	HORIZONTAL
4	5191.60	106.55			99.66	7.98	33.38	34.47	87	143	Average	HORIZONTAL

Item 3, 4 are the fundamental frequency at 5190 MHz.

Note: Both antenna polarizations have been tested and only the worst case was recorded in test report.

Channel 46



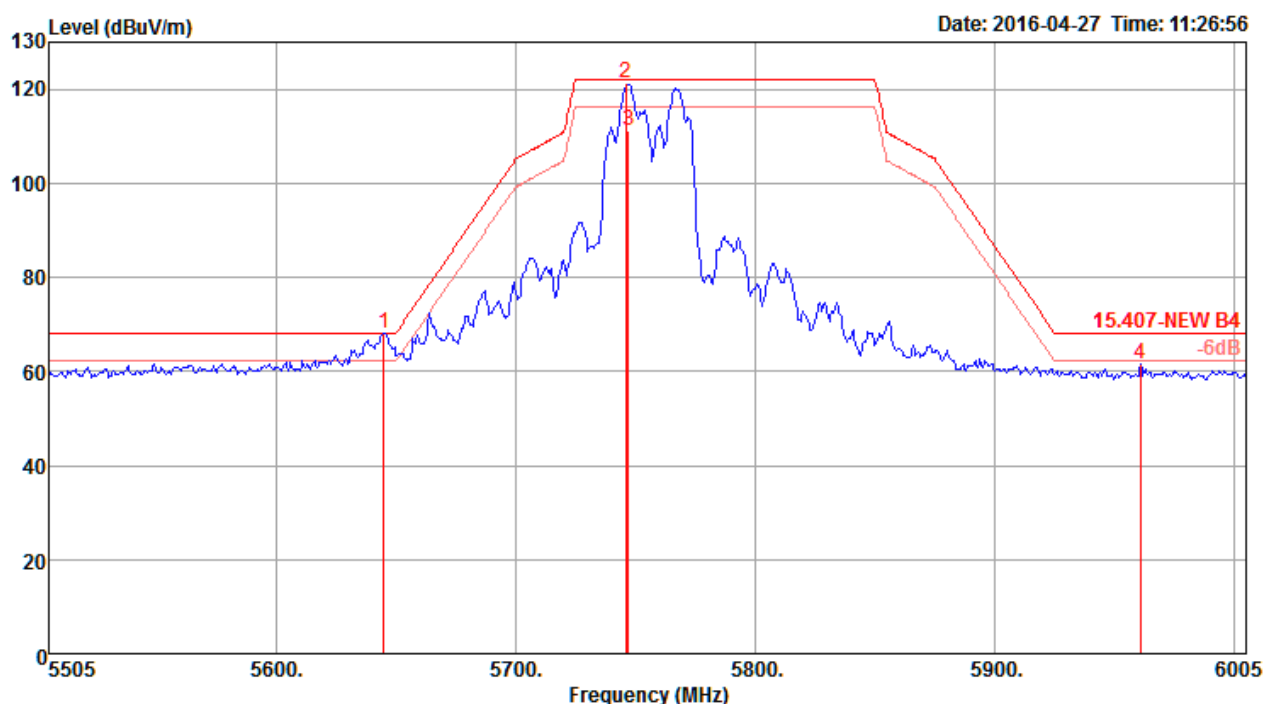
	Freq	Level	Limit	Over	Read	CableAntenna	Preampl	T/Pos	A/Pos	Remark	Pol/Phase
	MHz	dBuV/m	dBuV/m	dB	dBuV	dB	dB/m	dB	deg	cm	
1	5149.60	66.36	74.00	-7.64	59.62	7.90	33.31	34.47	87	143	Peak
2	5150.00	53.90	54.00	-0.10	47.16	7.90	33.31	34.47	87	143	Average
3	5231.20	119.52			112.61	7.96	33.42	34.47	87	143	Peak
4	5231.20	109.56			102.65	7.96	33.42	34.47	87	143	Average

Item 3, 4 are the fundamental frequency at 5230 MHz.

Note: Both antenna polarizations have been tested and only the worst case was recorded in test report.

Temperature	22°C	Humidity	56%
Test Engineer	Nyle Chang & Peter Wu & Gary Chu & DK Chang & Eddie Weng & Stim Song & Brain Sun	Configurations	IEEE 802.11ac MCS0/Nss1 VHT40 CH 151, 159 / Chain 1 + Chain 2 + Chain 3 + Chain 4
Test Mode	Mode 1		

Channel 151

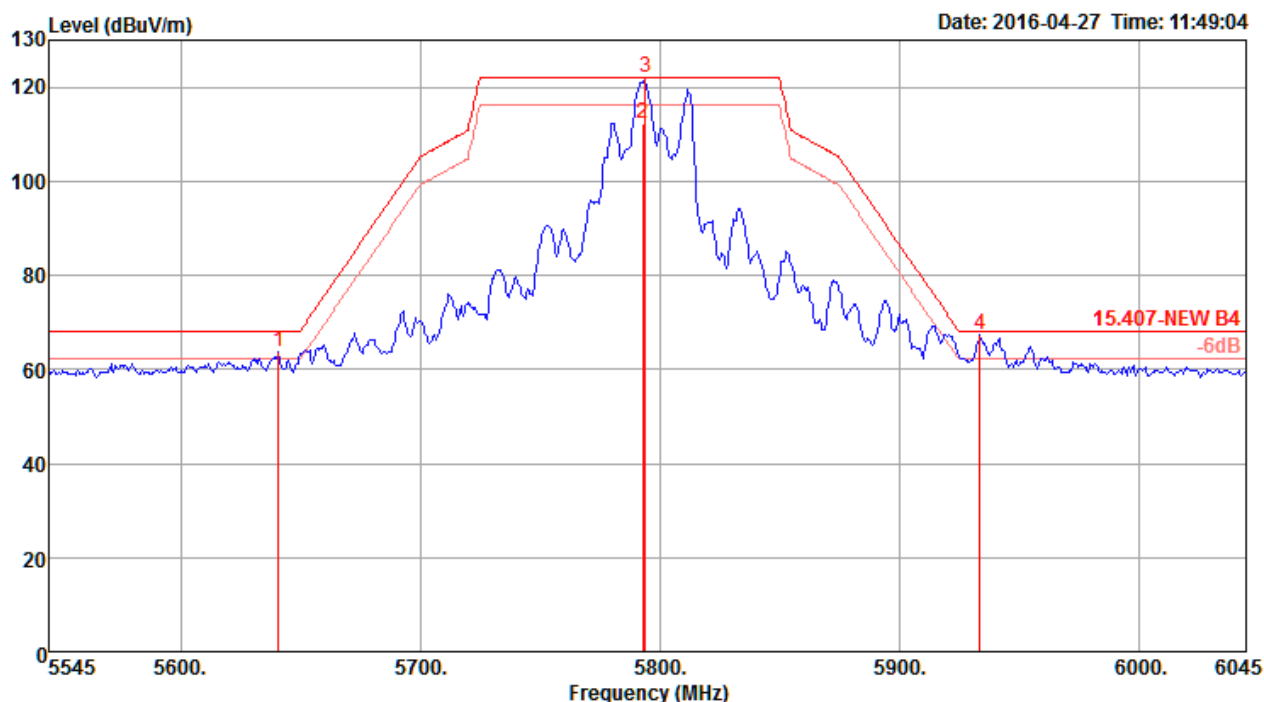


	Freq	Level	Limit	Over	Read	Cable	Antenna	Preamp	T/Pos	A/Pos	Remark	Pol/Phase
	MHz	dBuV/m	dBuV/m	dB	dBuV	dB	dB/m	dB	deg	cm		
1	5645.00	68.06	68.20	-0.14	60.39	7.92	34.25	34.50	268	104	Peak	HORIZONTAL
2	5746.00	121.17			113.28	7.86	34.55	34.52	268	104	Average	HORIZONTAL
3	5747.00	111.23			103.34	7.86	34.55	34.52	268	104	Peak	HORIZONTAL
4	5961.00	61.59	68.20	-6.61	53.22	7.73	35.20	34.56	268	104	Peak	HORIZONTAL

Item 2, 3 are the fundamental frequency at 5755 MHz.

Note: Both antenna polarizations have been tested and only the worst case was recorded in test report.

Channel 159



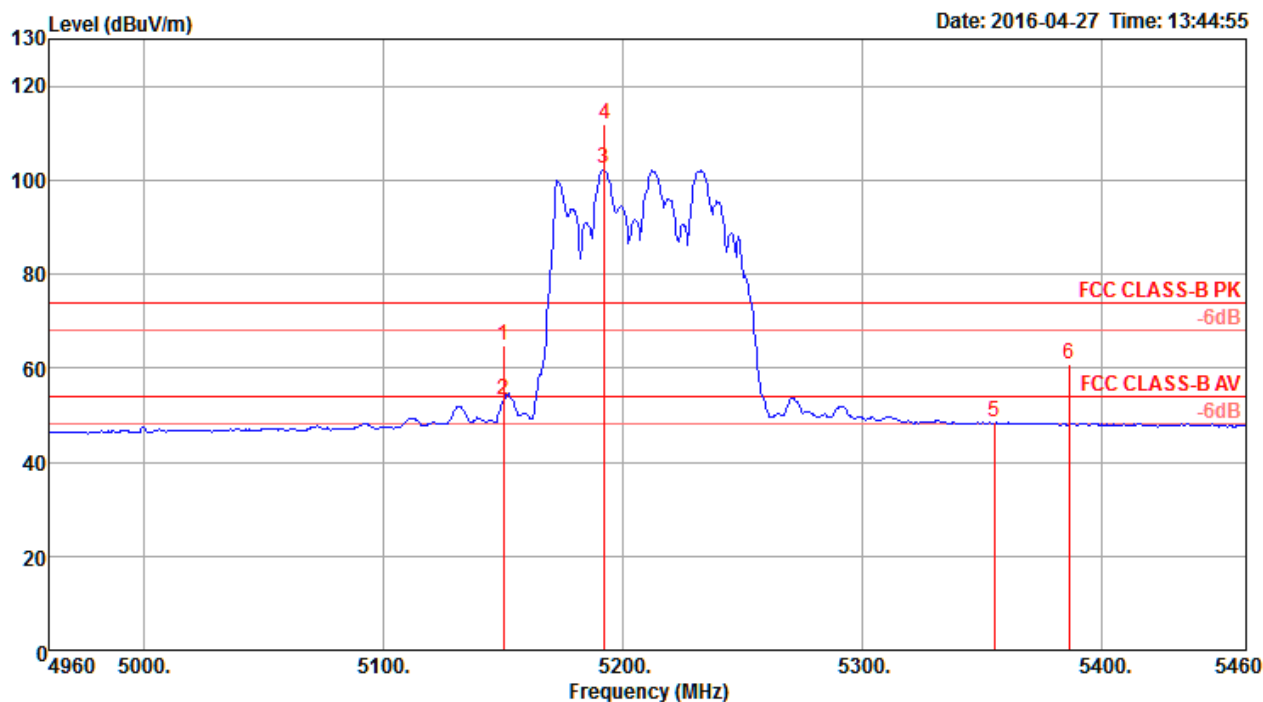
	Freq	Level	Limit	Over	Read	Cable	Antenna	Preamp	T/Pos	A/Pos	Remark	Pol/Phase
	MHz	dBuV/m	dBuV/m	dB	dBuV	dB	dB/m	dB	deg	cm		
1	5641.00	63.60	68.20	-4.60	55.93	7.92	34.25	34.50	88	276	Peak	HORIZONTAL
2	5793.00	112.39			104.39	7.83	34.70	34.53	88	276	Peak	HORIZONTAL
3	5794.00	122.07			114.07	7.83	34.70	34.53	88	276	Average	HORIZONTAL
4	5934.00	67.49	68.20	-0.71	59.20	7.75	35.10	34.56	88	276	Peak	HORIZONTAL

Item 2, 3 are the fundamental frequency at 5795 MHz.

Note: Both antenna polarizations have been tested and only the worst case was recorded in test report.

Temperature	22°C	Humidity	56%
Test Engineer	Nyle Chang & Peter Wu & Gary Chu & DK Chang & Eddie Weng & Stim Song & Brain Sun	Configurations	IEEE 802.11ac MCS0/Nss1 VHT80 CH 42, 155 / Chain 1 + Chain 2 + Chain 3 + Chain 4
Test Mode	Mode 1		

Channel 42

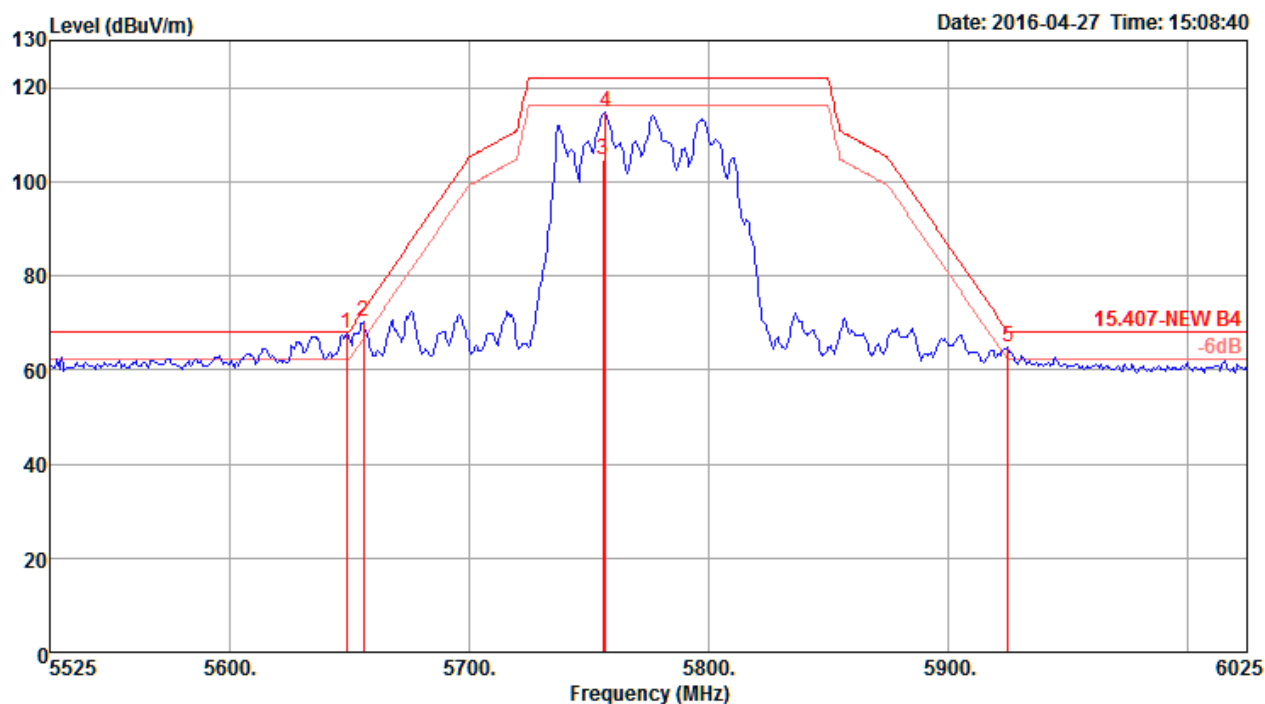


	Freq	Level	Limit	Over	Read	Cable	Antenna	Preamp	T/Pos	A/Pos	Remark	Pol/Phase
	MHz	dBuV/m	dBuV/m	dB	dBuV	dB	dB/m	dB	deg	cm		
1	5150.00	64.69	74.00	-9.31	57.95	7.90	33.31	34.47	86	115	Peak	HORIZONTAL
2	5150.00	53.13	54.00	-0.87	46.39	7.90	33.31	34.47	86	115	Average	HORIZONTAL
3	5191.60	102.31			95.42	7.98	33.38	34.47	86	115	Average	HORIZONTAL
4	5192.00	111.90			105.01	7.98	33.38	34.47	86	115	Peak	HORIZONTAL
5	5355.00	48.64	54.00	-5.36	41.62	7.88	33.61	34.47	86	115	Average	HORIZONTAL
6	5386.00	60.81	74.00	-13.19	53.77	7.86	33.65	34.47	86	115	Peak	HORIZONTAL

Item 3, 4 are the fundamental frequency at 5210 MHz.

Note: Both antenna polarizations have been tested and only the worst case was recorded in test report.

Channel 155



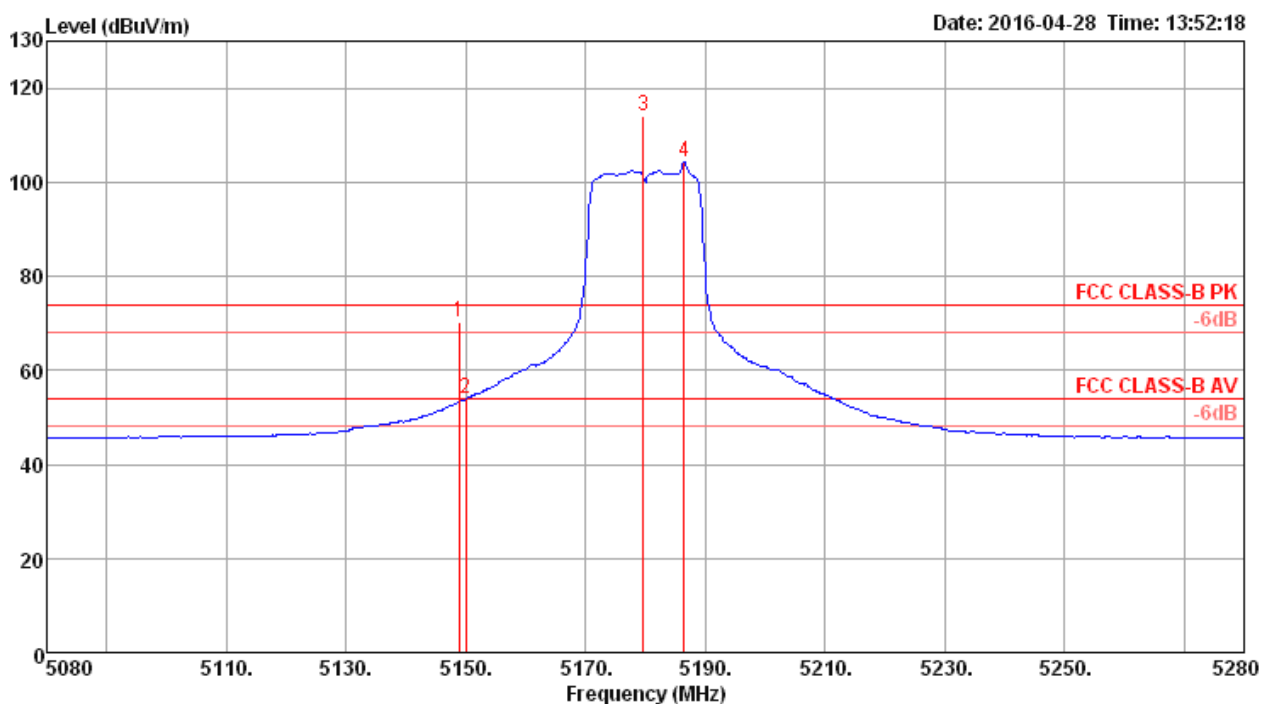
	Freq	Level	Limit	Over	Read	CableAntenna	Preamp	T/Pos	A/Pos	Remark	Pol/Phase
	MHz	dBuV/m	dBuV/m	dB	dBuV	dB	dB/m	deg	cm		
1	5649.00	67.57	68.20	-0.63	59.90	7.92	34.25	34.50	264	100 Peak	HORIZONTAL
2	5656.00	70.14	72.66	-2.52	62.47	7.92	34.25	34.50	264	100 Peak	HORIZONTAL
3	5756.00	104.56			96.63	7.85	34.60	34.52	264	100 Average	HORIZONTAL
4	5757.00	114.87			106.94	7.85	34.60	34.52	264	100 Peak	HORIZONTAL
5	5925.00	64.67	68.20	-3.53	56.38	7.75	35.10	34.56	264	100 Peak	HORIZONTAL

Item 3, 4 are the fundamental frequency at 5775 MHz.

Note: Both antenna polarizations have been tested and only the worst case was recorded in test report.

Temperature	22°C	Humidity	56%
Test Engineer	Nyle Chang & Peter Wu & Gary Chu & DK Chang & Eddie Weng & Stim Song & Brain Sun	Configurations	IEEE 802.11ac MCS0/Nss4 VHT20 CH 36, 40, 48 / Chain 1 + Chain 2 + Chain 3 + Chain 4
Test Mode	Mode 1		

Channel 36

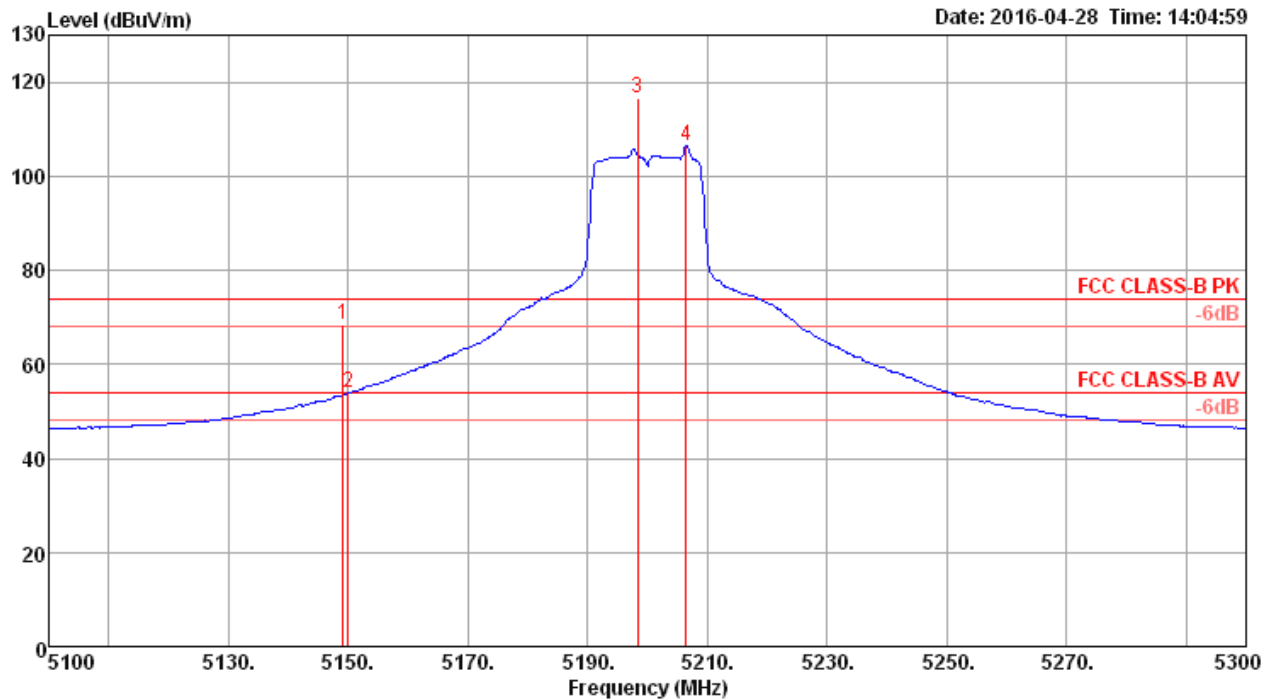


	Freq	Level	Limit Line	Over Limit	Read Level	Cable Loss	Antenna Factor	Preamp Factor	A/Pos	T/Pos	Remark	Pol/Phase
	MHz	dBuV/m	dBuV/m	dB	dBuV	dB	dB/m	dB	cm	deg		
1	5148.80	70.09	74.00	-3.91	63.73	7.96	31.45	33.05	101	269	Peak	HORIZONTAL
2	5150.00	53.80	54.00	-0.20	47.44	7.96	31.45	33.05	101	269	Average	HORIZONTAL
3	5179.60	114.20			107.79	7.98	31.48	33.05	101	269	Peak	HORIZONTAL
4	5186.40	104.24			97.83	7.98	31.48	33.05	101	269	Average	HORIZONTAL

Item 3, 4 are the fundamental frequency at 5180 MHz.

Note: Both antenna polarizations have been tested and only the worst case was recorded in test report.

Channel 40

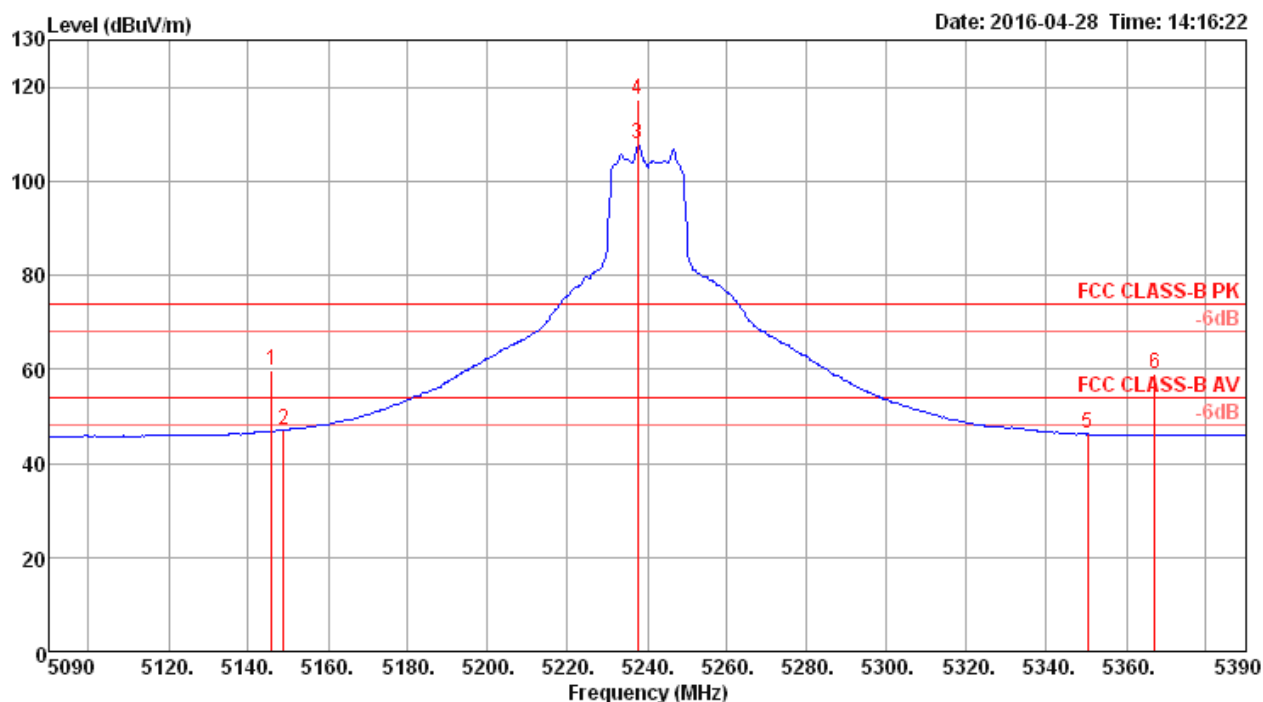


	Freq	Level	Limit	Over	Read	Cable	Antenna	Preamp	A/Pos	T/Pos	Remark	Pol/Phase
	MHz	dBuV/m	dBuV/m	dB	dBuV	dB	dB/m	dB	cm	deg		
1	5149.20	68.32	74.00	-5.68	61.96	7.96	31.45	33.05	100	268	Peak	HORIZONTAL
2	5150.00	53.94	54.00	-0.06	47.58	7.96	31.45	33.05	100	268	Average	HORIZONTAL
3	5198.40	116.65			110.21	7.99	31.50	33.05	100	268	Peak	HORIZONTAL
4	5206.40	106.47			100.01	8.00	31.51	33.05	100	268	Average	HORIZONTAL

Item 3, 4 are the fundamental frequency at 5200 MHz.

Note: Both antenna polarizations have been tested and only the worst case was recorded in test report.

Channel 48



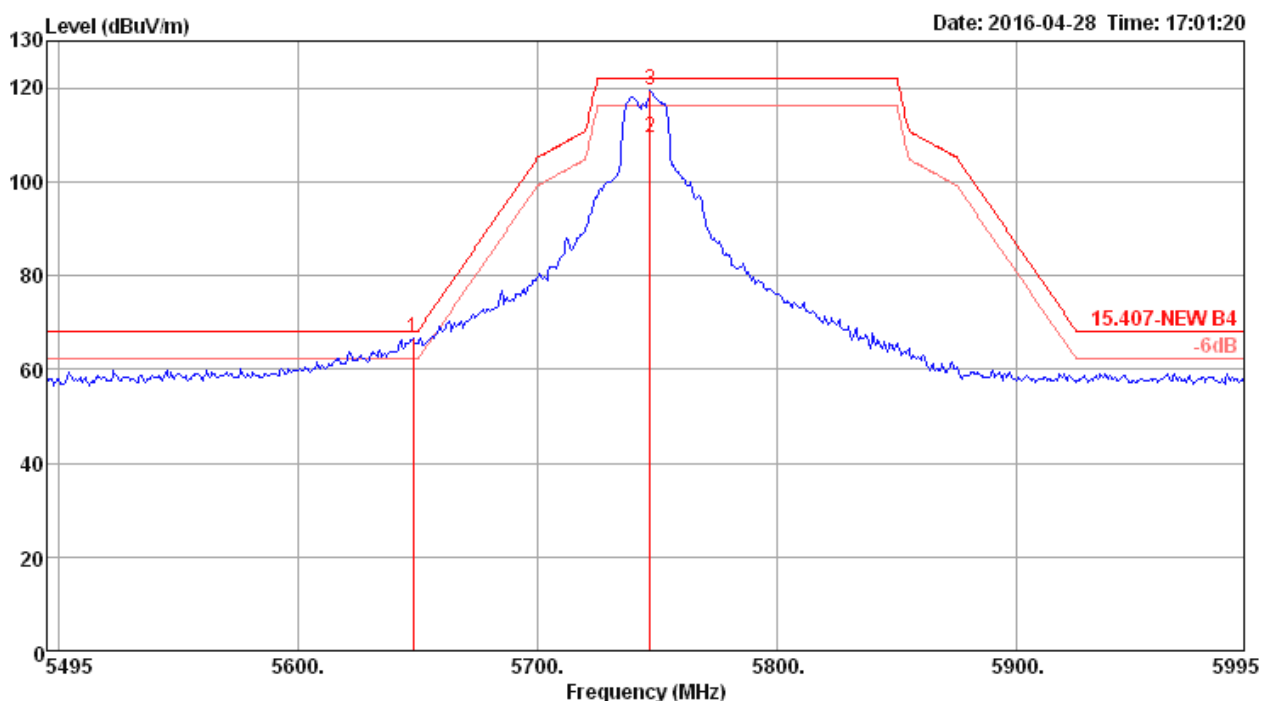
	Freq	Level	Limit	Over	Read	CableAntenna	Preamp	A/Pos	T/Pos	Remark	Pol/Phase
	MHz	dBuV/m	dBuV/m	dB	dBuV	dB	dB/m	dB	cm	deg	
1	5145.80	59.75	74.00	-14.25	53.39	7.96	31.45	33.05	100	93 Peak	HORIZONTAL
2	5148.80	47.07	54.00	-6.93	40.71	7.96	31.45	33.05	100	93 Average	HORIZONTAL
3	5237.60	107.78			101.26	8.03	31.54	33.05	100	93 Average	HORIZONTAL
4	5237.60	117.21			110.69	8.03	31.54	33.05	100	93 Peak	HORIZONTAL
5	5350.40	46.18	54.00	-7.82	39.45	8.14	31.65	33.06	100	93 Average	HORIZONTAL
6	5367.20	58.85	74.00	-15.15	52.10	8.15	31.66	33.06	100	93 Peak	HORIZONTAL

Item 3, 4 are the fundamental frequency at 5240 MHz.

Note: Both antenna polarizations have been tested and only the worst case was recorded in test report.

Temperature	22°C	Humidity	56%
Test Engineer	Nyle Chang & Peter Wu & Gary Chu & DK Chang & Eddie Weng & Stim Song & Brain Sun	Configurations	IEEE 802.11ac MCS0/Nss4 VHT20 CH 149, 157, 165 / Chain 1 + Chain 2 + Chain 3 + Chain 4
Test Mode	Mode 1		

Channel 149

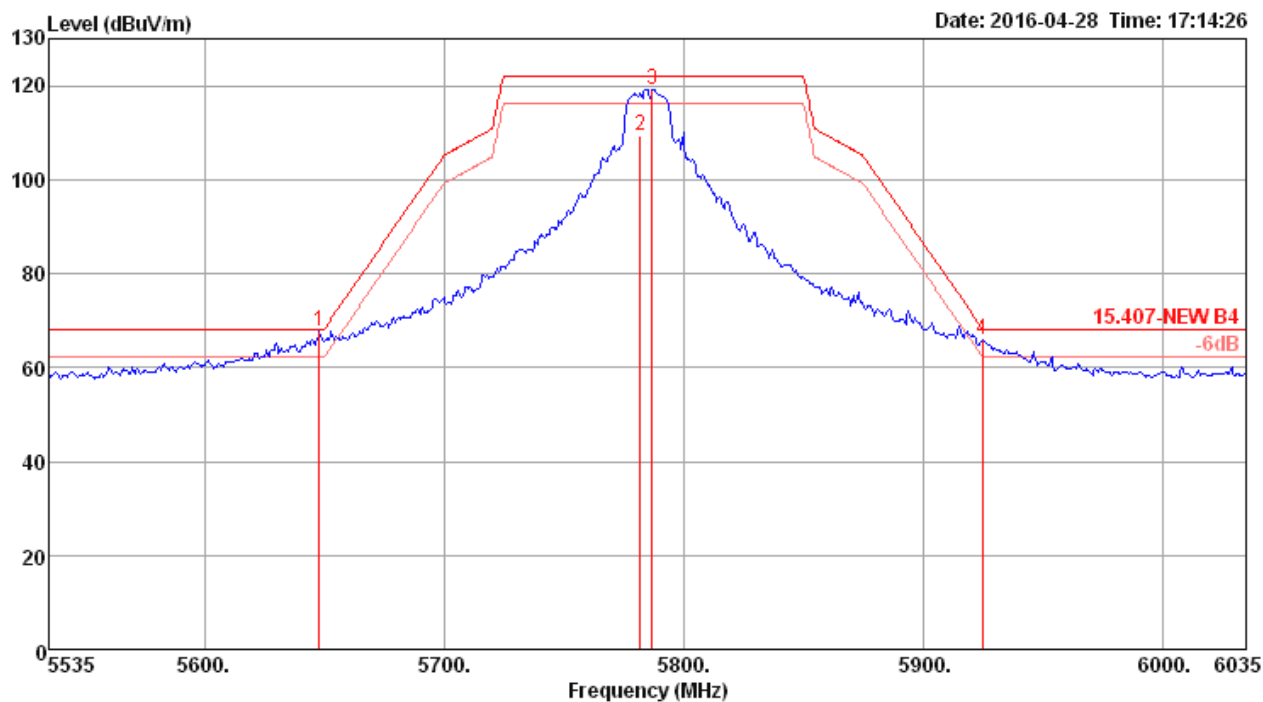


	Freq	Level	Limit	Over	Read	Cable	Antenna	Preamp	A/Pos	T/Pos	Remark	Pol/Phase
	MHz	dBuV/m	dBuV/m	dB	dBuV	dB	dB/m	dB	cm	deg		
1	5648.00	66.54	68.20	-1.66	59.35	8.32	31.98	33.11	100	265	Peak	HORIZONTAL
2	5747.00	109.44			102.11	8.37	32.10	33.14	100	265	Average	HORIZONTAL
3	5747.00	119.43			112.10	8.37	32.10	33.14	100	265	Peak	HORIZONTAL

Item 2, 3 are the fundamental frequency at 5745 MHz.

Note: Both antenna polarizations have been tested and only the worst case was recorded in test report.

Channel 157

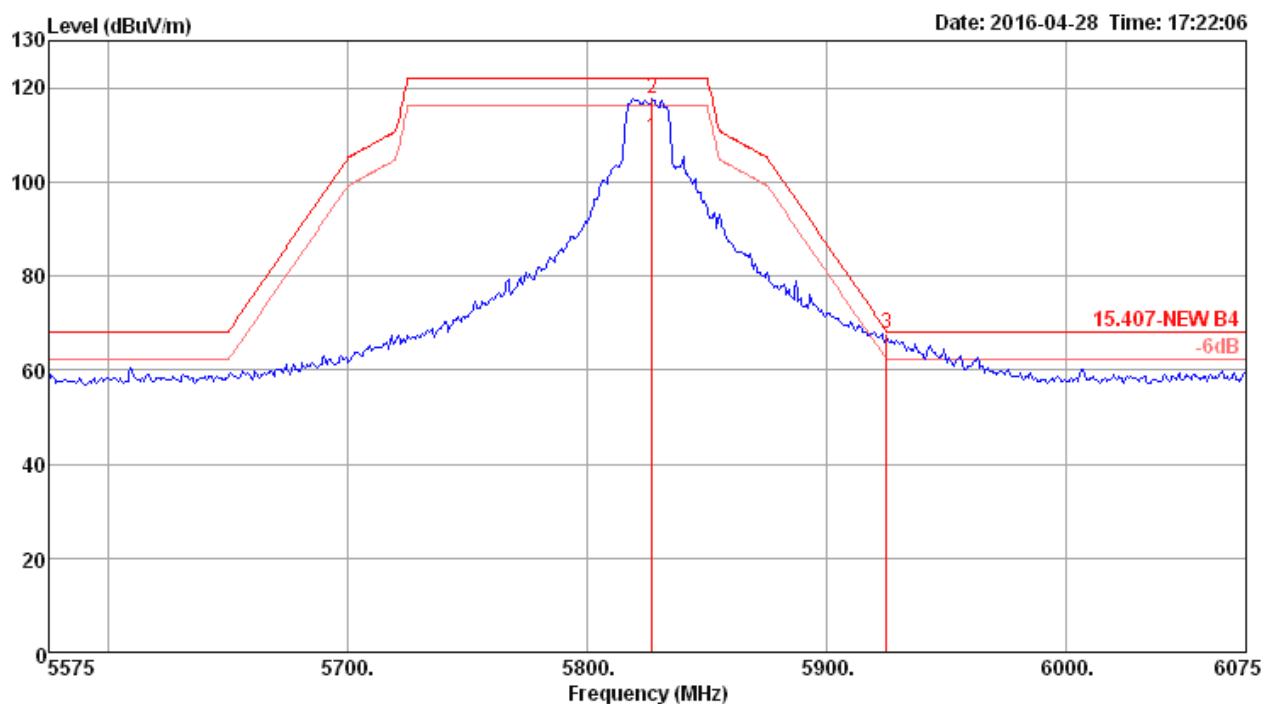


	Freq	Level	Limit	Over	Read	CableAntenna	Preamp	A/Pos	T/Pos	Remark	Pol/Phase
	MHz	dBuV/m	dBuV/m	dB	dBuV	dB	dB/m	dB	cm	deg	
1	5648.00	67.74	68.20	-0.46	60.55	8.32	31.98	33.11	116	266 Peak	HORIZONTAL
2	5782.00	109.50			102.12	8.39	32.14	33.15	116	266 Average	HORIZONTAL
3	5787.00	119.31			111.93	8.39	32.14	33.15	116	266 Peak	HORIZONTAL
4	5925.00	65.89	68.20	-2.31	58.32	8.45	32.32	33.20	116	266 Peak	HORIZONTAL

Item 2, 3 are the fundamental frequency at 5785 MHz.

Note: Both antenna polarizations have been tested and only the worst case was recorded in test report.

Channel 165



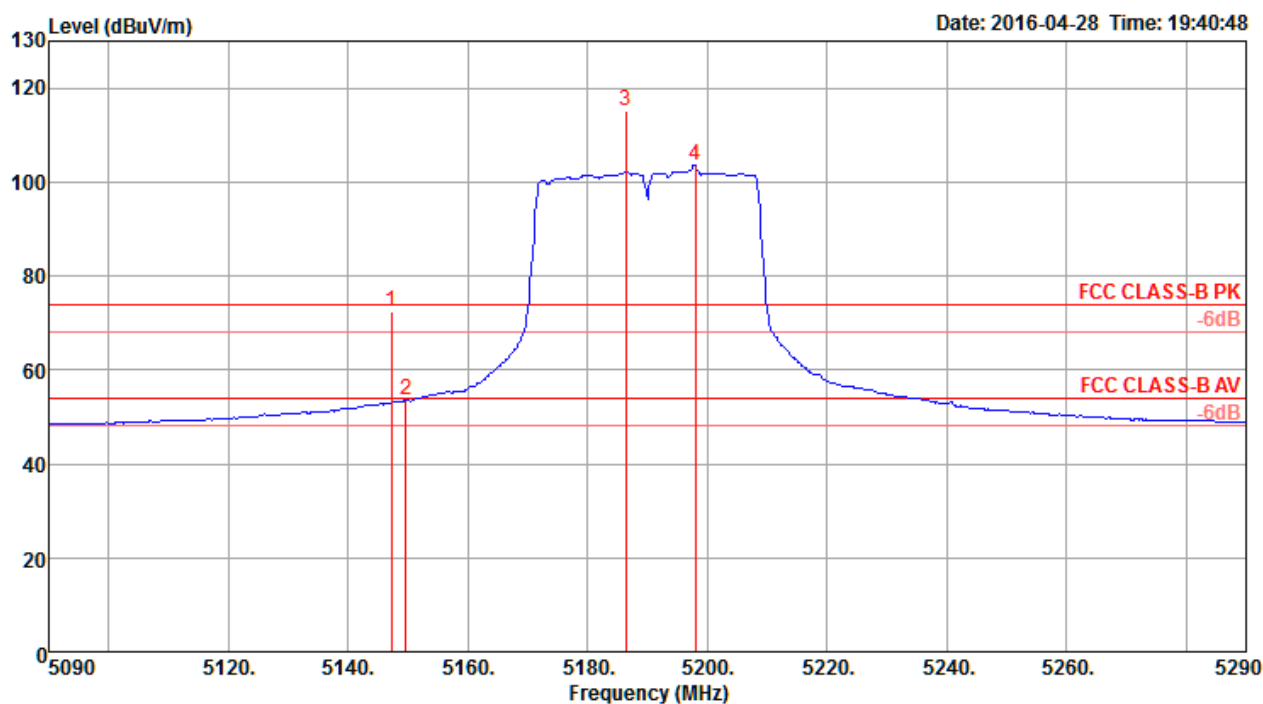
	Freq	Level	Limit	Over	Read	CableAntenna	Preamp	A/Pos	T/Pos	Remark	Pol/Phase
	MHz	dBuV/m	dBuV/m	dB	dBuV	dB	dB/m	dB	cm	deg	
1	5827.00	109.30			101.86	8.41	32.20	33.17	100	266 Average	HORIZONTAL
2	5827.00	117.67			110.23	8.41	32.20	33.17	100	266 Peak	HORIZONTAL
3	5925.00	67.78	68.20	-0.42	60.21	8.45	32.32	33.20	100	266 Peak	HORIZONTAL

Item 1, 2 are the fundamental frequency at 5825 MHz.

Note: Both antenna polarizations have been tested and only the worst case was recorded in test report.

Temperature	22°C	Humidity	56%
Test Engineer	Nyle Chang & Peter Wu & Gary Chu & DK Chang & Eddie Weng & Stim Song & Brain Sun	Configurations	IEEE 802.11ac MCS0/Nss4 VHT40 CH 38, 46 / Chain 1 + Chain 2 + Chain 3 + Chain 4
Test Mode	Mode 1		

Channel 38

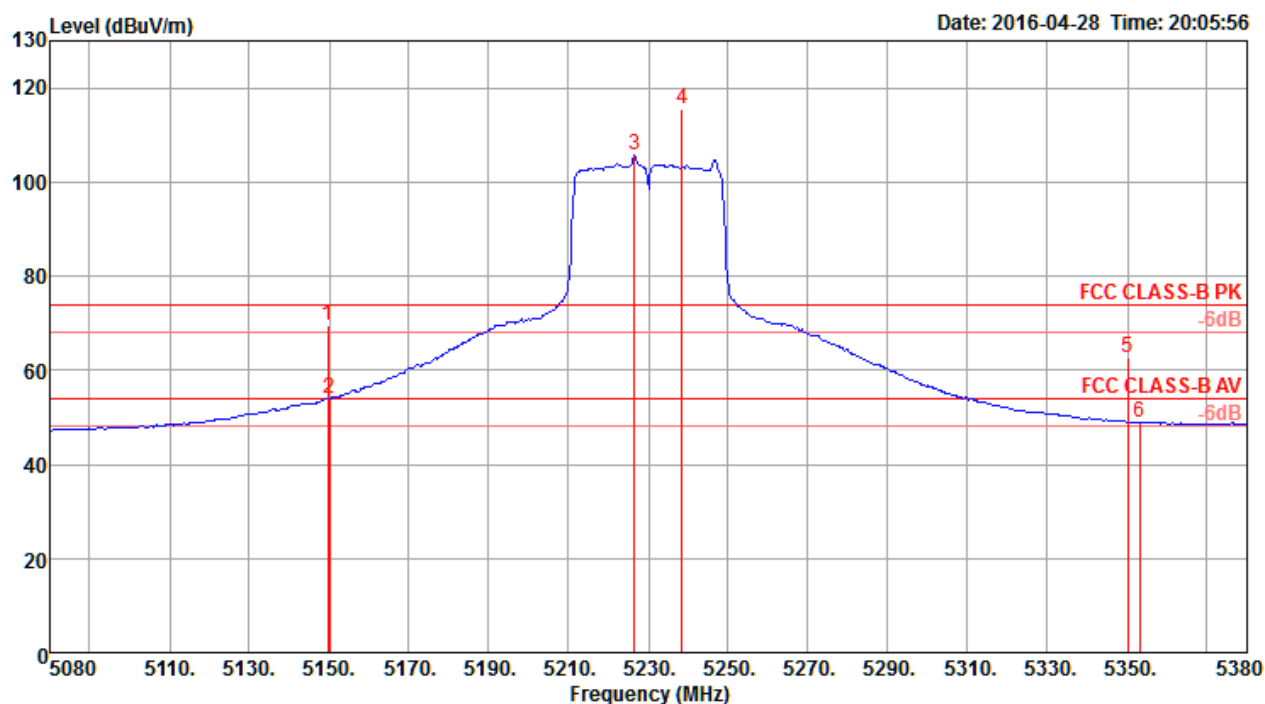


	Freq	Level	Limit	Over	Read	Cable	Antenna	Preamp	T/Pos	A/Pos	Remark	Pol/Phase
	MHz	dBuV/m	dBuV/m	dB	dBuV	dB	dB/m	dB	deg	cm		
1	5147.20	72.35	74.00	-1.65	65.61	7.90	33.31	34.47	269	112	Peak	HORIZONTAL
2	5149.60	53.56	54.00	-0.44	46.82	7.90	33.31	34.47	269	112	Average	HORIZONTAL
3	5186.40	115.25			108.42	7.95	33.35	34.47	269	112	Peak	HORIZONTAL
4	5198.00	103.52			96.63	7.98	33.38	34.47	269	112	Average	HORIZONTAL

Item 3, 4 are the fundamental frequency at 5190 MHz.

Note: Both antenna polarizations have been tested and only the worst case was recorded in test report.

Channel 46



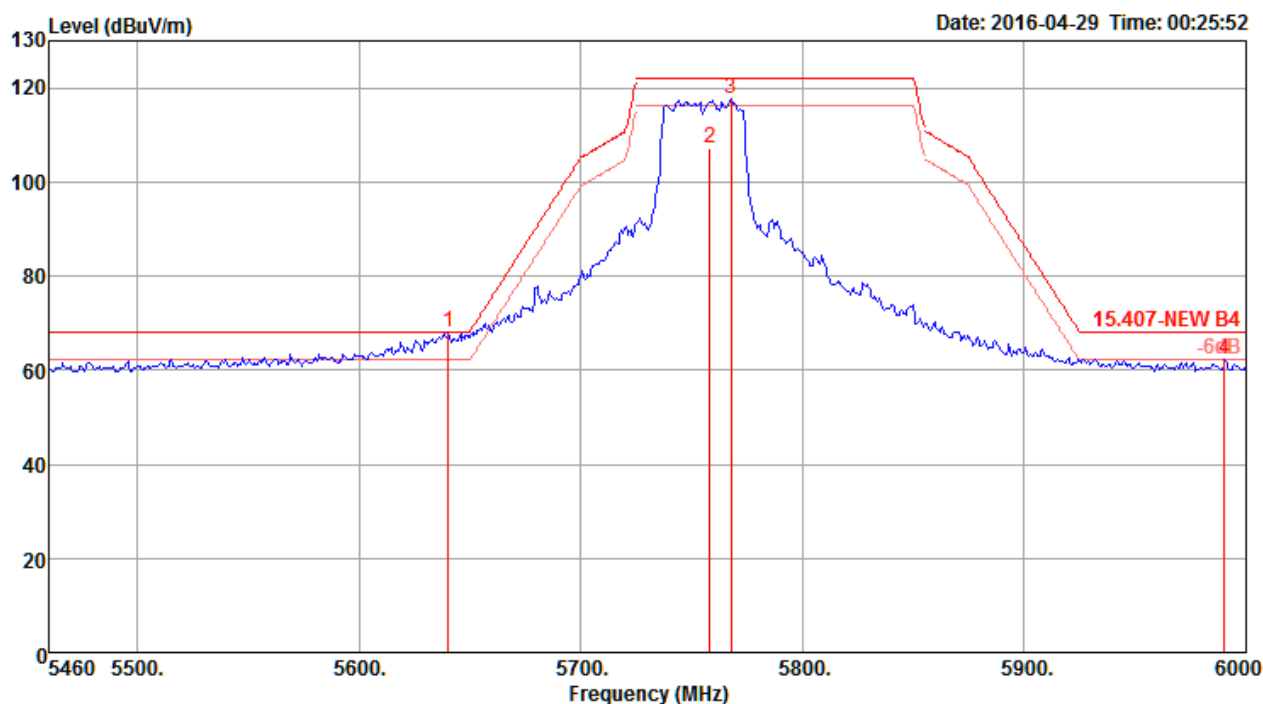
	Freq	Level	Limit	Over	Read	Cable	Antenna	Preamp	T/Pos	A/Pos	Remark	Pol/Phase
	MHz	dBuV/m	dBuV/m	dB	dBuV	dB	dB/m	dB	deg	cm		
1	5149.60	69.66	74.00	-4.34	62.92	7.90	33.31	34.47	263	121	Peak	HORIZONTAL
2	5150.00	53.91	54.00	-0.09	47.17	7.90	33.31	34.47	263	121	Average	HORIZONTAL
3	5226.40	105.61	98.70	7.96	33.42	34.47	263	121	Average	HORIZONTAL
4	5238.40	115.68	108.76	7.95	33.44	34.47	263	121	Peak	HORIZONTAL
5	5350.00	62.71	74.00	-11.29	55.70	7.89	33.59	34.47	263	121	Peak	HORIZONTAL
6	5353.00	49.02	54.00	-4.98	42.01	7.89	33.59	34.47	263	121	Average	HORIZONTAL

Item 3, 4 are the fundamental frequency at 5230 MHz.

Note: Both antenna polarizations have been tested and only the worst case was recorded in test report.

Temperature	22°C	Humidity	56%
Test Engineer	Nyle Chang & Peter Wu & Gary Chu & DK Chang & Eddie Weng & Stim Song & Brain Sun	Configurations	IEEE 802.11ac MCS0/Nss4 VHT40 CH 151, 159 / Chain 1 + Chain 2 + Chain 3 + Chain 4
Test Mode	Mode 1		

Channel 151

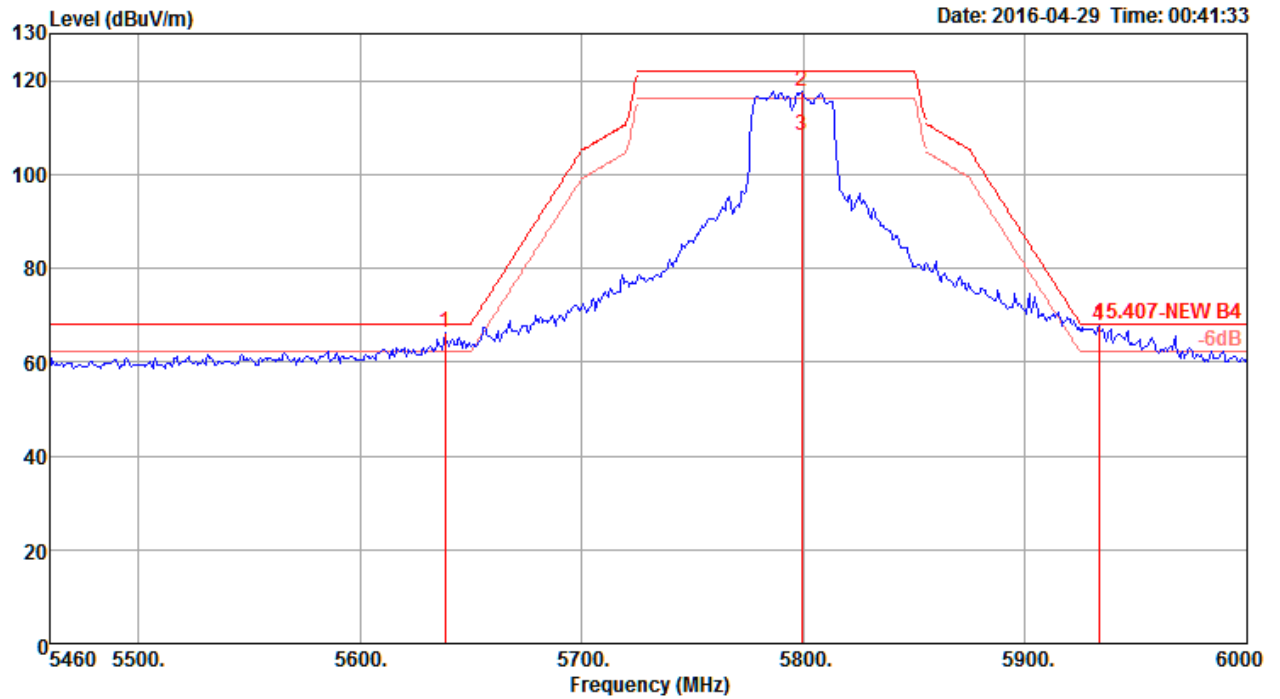


	Freq	Level	Limit	Over	Read	Cable	Antenna	Preamp	T/Pos	A/Pos	Remark	Pol/Phase
	MHz	dBuV/m	dBuV/m	dB	dBuV	dB	dB/m	dB	deg	cm		
1	5640.36	68.04	68.20	-0.16	60.37	7.92	34.25	34.50	268	286	Peak	HORIZONTAL
2	5758.08	107.08			99.15	7.85	34.60	34.52	268	286	Average	HORIZONTAL
3	5767.80	117.52			109.60	7.85	34.60	34.53	268	286	Peak	HORIZONTAL
4	5990.28	62.18	68.20	-6.02	53.78	7.72	35.25	34.57	268	286	Peak	HORIZONTAL

Item 2, 3 are the fundamental frequency at 5755 MHz.

Note: Both antenna polarizations have been tested and only the worst case was recorded in test report.

Channel 159



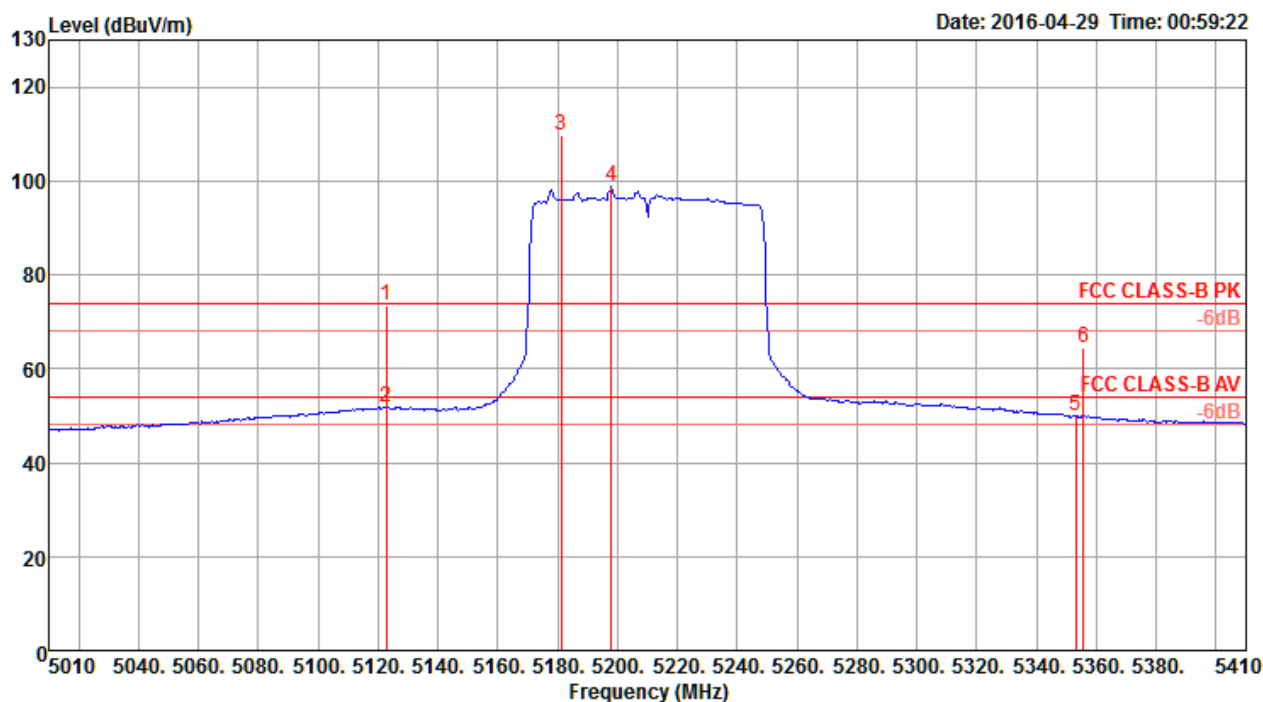
	Freq	Level	Limit	Over	Read	Cable	Antenna	Preamp	T/Pos	A/Pos	Remark	Pol/Phase
	MHz	dBuV/m	dBuV/m	dB	dBuV	dB	dB/m	dB	deg	cm		
1	5638.20	66.24	68.20	-1.96	58.61	7.93	34.20	34.50	270	284	Peak	HORIZONTAL
2	5799.12	117.66			109.66	7.83	34.70	34.53	270	284	Peak	HORIZONTAL
3	5799.12	108.43			100.43	7.83	34.70	34.53	270	284	Average	HORIZONTAL
4	5933.04	67.84	68.20	-0.36	59.55	7.75	35.10	34.56	270	284	Peak	HORIZONTAL

Item 2, 3 are the fundamental frequency at 5795 MHz.

Note: Both antenna polarizations have been tested and only the worst case was recorded in test report.

Temperature	22°C	Humidity	56%
Test Engineer	Nyle Chang & Peter Wu & Gary Chu & DK Chang & Eddie Weng & Stim Song & Brain Sun	Configurations	IEEE 802.11ac MCS0/Nss4 VHT80 CH 42, 155 / Chain 1 + Chain 2 + Chain 3 + Chain 4
Test Mode	Mode 1		

Channel 42

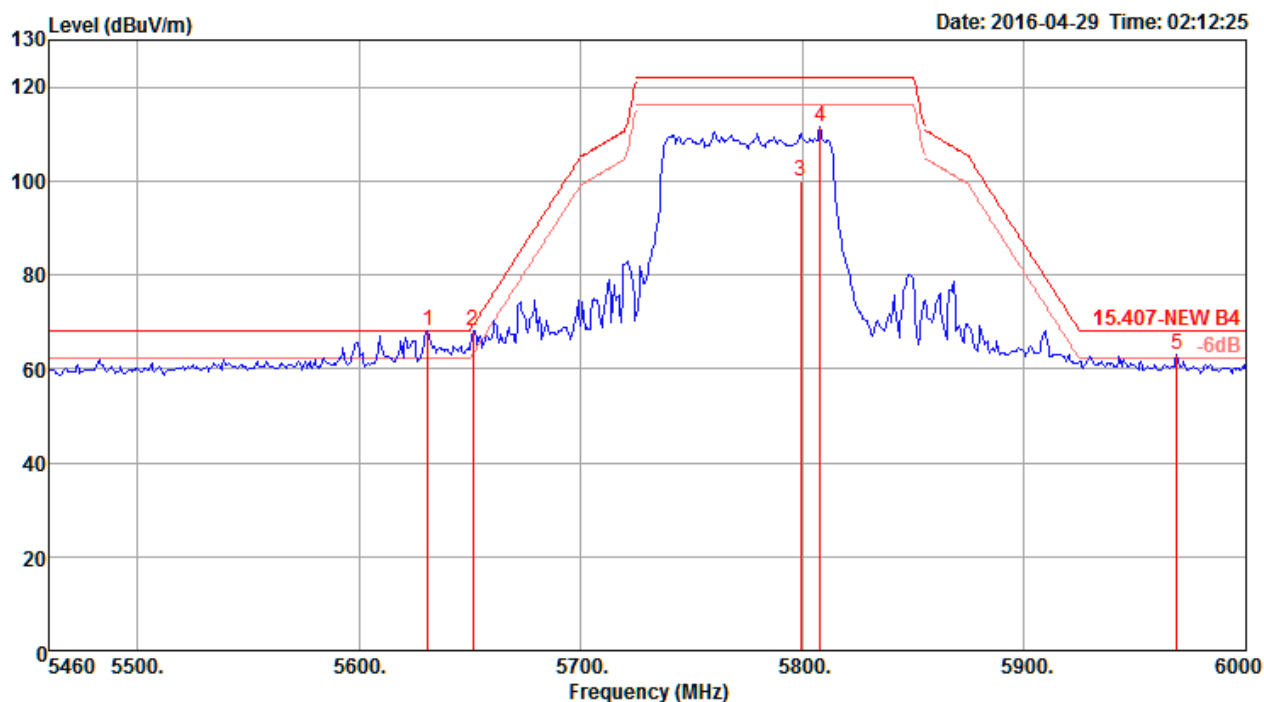


	Freq	Level	Limit	Over	Read	Cable	Antenna	Preamp	T/Pos	A/Pos	Remark	Pol/Phase
	MHz	dBuV/m	dBuV/m	dB	dBuV	dB	dB/m	dB	deg	cm		
1	5122.80	73.61	74.00	-0.39	66.96	7.85	33.27	34.47	269	299	Peak	HORIZONTAL
2	5122.80	51.65	54.00	-2.35	45.00	7.85	33.27	34.47	269	299	Average	HORIZONTAL
3	5181.20	109.75			102.92	7.95	33.35	34.47	269	299	Peak	HORIZONTAL
4	5198.00	98.78			91.89	7.98	33.38	34.47	269	299	Average	HORIZONTAL
5	5353.20	49.98	54.00	-4.02	42.97	7.89	33.59	34.47	269	299	Average	HORIZONTAL
6	5355.60	64.56	74.00	-9.44	57.54	7.88	33.61	34.47	269	299	Peak	HORIZONTAL

Item 3, 4 are the fundamental frequency at 5210 MHz.

Note: Both antenna polarizations have been tested and only the worst case was recorded in test report.

Channel 155



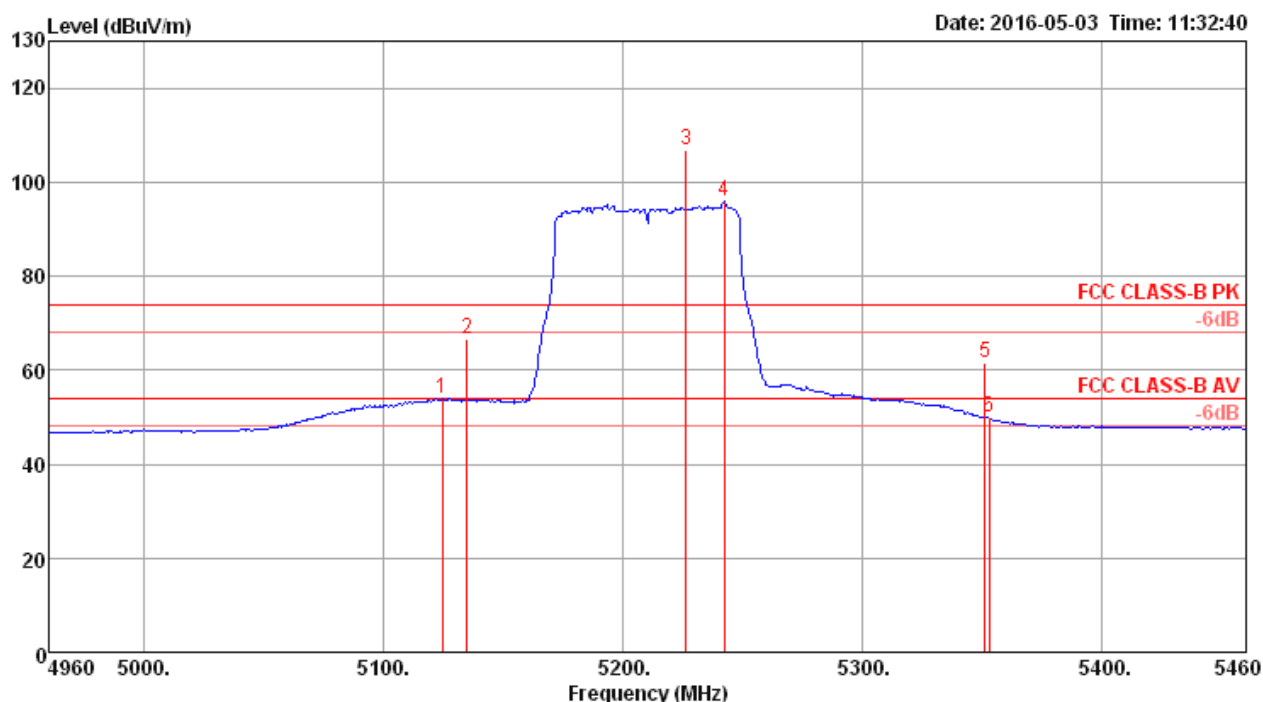
	Freq	Level	Limit	Over	Read	Cable	Antenna	Preamp	T/Pos	A/Pos	Remark	Pol/Phase
	MHz	dBuV/m	dBuV/m	dB	dBuV	dB	dB/m	dB	deg	cm		
1	5631.18	67.92	68.20	-0.28	60.29	7.93	34.20	34.50	269	282	Peak	HORIZONTAL
2	5651.16	67.91	69.06	-1.15	60.24	7.92	34.25	34.50	269	282	Peak	HORIZONTAL
3	5799.12	99.82			91.82	7.83	34.70	34.53	269	282	Average	HORIZONTAL
4	5807.76	111.36			103.32	7.82	34.75	34.53	269	282	Peak	HORIZONTAL
5	5968.68	63.11	68.20	-5.09	54.74	7.73	35.20	34.56	269	282	Peak	HORIZONTAL

Item 3, 4 are the fundamental frequency at 5775 MHz.

Note: Both antenna polarizations have been tested and only the worst case was recorded in test report.

Temperature	22°C	Humidity	56%
Test Engineer	Nyle Chang & Peter Wu & Gary Chu & DK Chang & Eddie Weng & Stim Song & Brain Sun	Configurations	IEEE 802.11ac MCS0/Nss2 VHT80+80 Type 1 / CH 42+155 / Chain 1 + Chain 2 + Chain 3 + Chain 4
Test Mode	Mode 1		

Channel 42

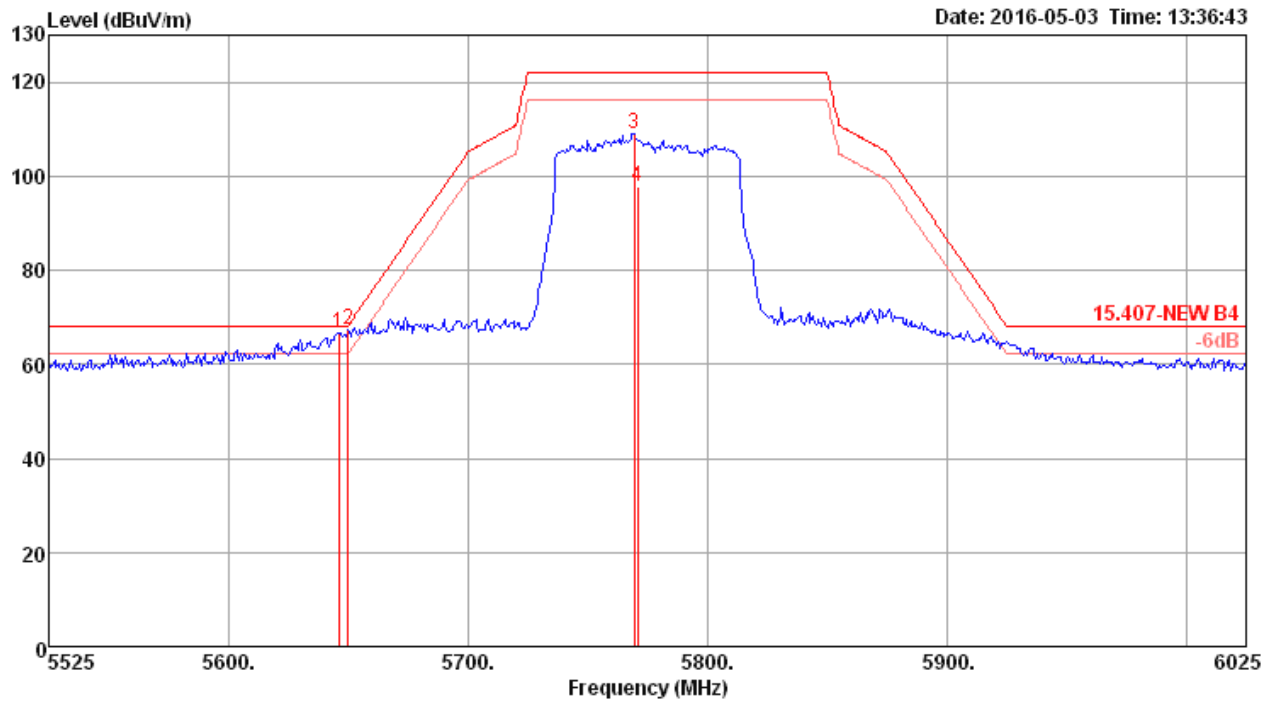


	Freq	Level	Limit	Over	Read	Cable	Antenna	Preamp	A/Pos	T/Pos	Remark	Pol/Phase
	MHz	dBuV/m	dBuV/m	dB	dBuV	dB	dB/m	dB	cm	deg		
1	5124.26	53.79	54.00	-0.21	45.22	7.93	33.69	33.05	108	89	Average	HORIZONTAL
2	5134.68	66.65	74.00	-7.35	58.04	7.94	33.72	33.05	108	89	Peak	HORIZONTAL
3	5226.03	106.99			98.16	8.02	33.86	33.05	108	89	Peak	HORIZONTAL
4	5242.05	95.89			87.03	8.03	33.89	33.06	108	89	Average	HORIZONTAL
5	5351.03	61.72	74.00	-12.28	52.58	8.14	34.06	33.06	108	89	Peak	HORIZONTAL
6	5352.63	49.84	54.00	-4.16	40.70	8.14	34.06	33.06	108	89	Average	HORIZONTAL

Item 3, 4 are the fundamental frequency at 5210 MHz.

Note: Both antenna polarizations have been tested and only the worst case was recorded in test report.

Channel 155



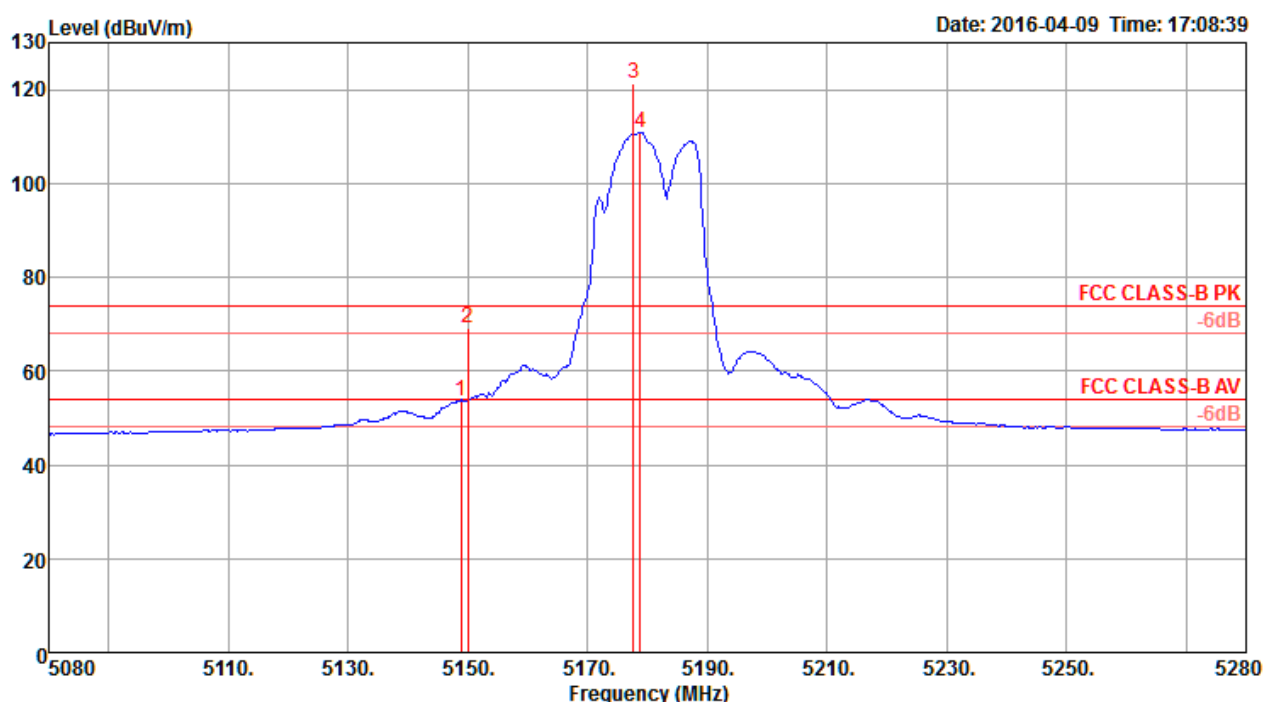
	Freq	Level	Limit	Over	Read	CableAntenna	Preamp	A/Pos	T/Pos	Remark	Pol/Phase
	MHz	dBuV/m	dBuV/m	dB	dBuV	dB	dB/m	dB	cm	deg	
1	5646.00	66.49	68.20	-1.71	56.89	8.32	34.39	33.11	111	268 Peak	HORIZONTAL
2	5650.00	67.23	68.20	-0.97	57.63	8.32	34.39	33.11	111	268 Peak	HORIZONTAL
3	5769.39	108.88			99.19	8.38	34.46	33.15	111	268 Peak	HORIZONTAL
4	5770.99	97.87			88.18	8.38	34.46	33.15	111	268 Average	HORIZONTAL

Item 3, 4 are the fundamental frequency at 5775 MHz.

Note: Both antenna polarizations have been tested and only the worst case was recorded in test report.

Temperature	22°C	Humidity	56%
Test Engineer	Nyle Chang & Peter Wu & Gary Chu & DK Chang & Eddie Weng & Stim Song & Brain Sun	Configurations	IEEE 802.11a CH 36, 40, 48 / Chain 1 + Chain 2 + Chain 3 + Chain 4
Test Mode	Mode 2		

Channel 36

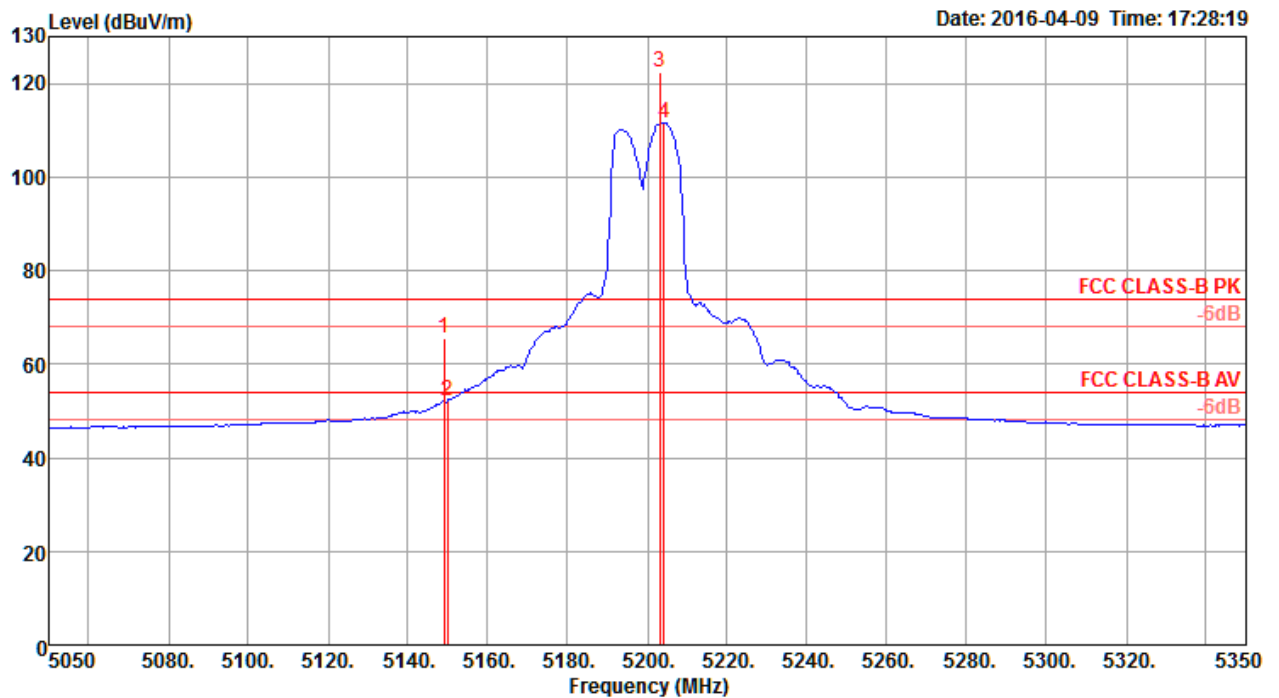


	Freq	Level	Limit	Over	Read	Cable	Antenna	Preamp	T/Pos	A/Pos	Remark	Pol/Phase
	MHz	dBuV/m	dBuV/m	dB	dBuV	dB	dB/m	dB	deg	cm		
1	5148.80	53.57	54.00	-0.43	46.83	7.90	33.31	34.47	352	197	Average	VERTICAL
2	5150.00	69.16	74.00	-4.84	62.42	7.90	33.31	34.47	352	197	Peak	VERTICAL
3	5177.60	121.26			114.43	7.95	33.35	34.47	352	197	Peak	VERTICAL
4	5178.80	110.67			103.84	7.95	33.35	34.47	352	197	Average	VERTICAL

Item 3, 4 are the fundamental frequency at 5180 MHz.

Note: Both antenna polarizations have been tested and only the worst case was recorded in test report.

Channel 40

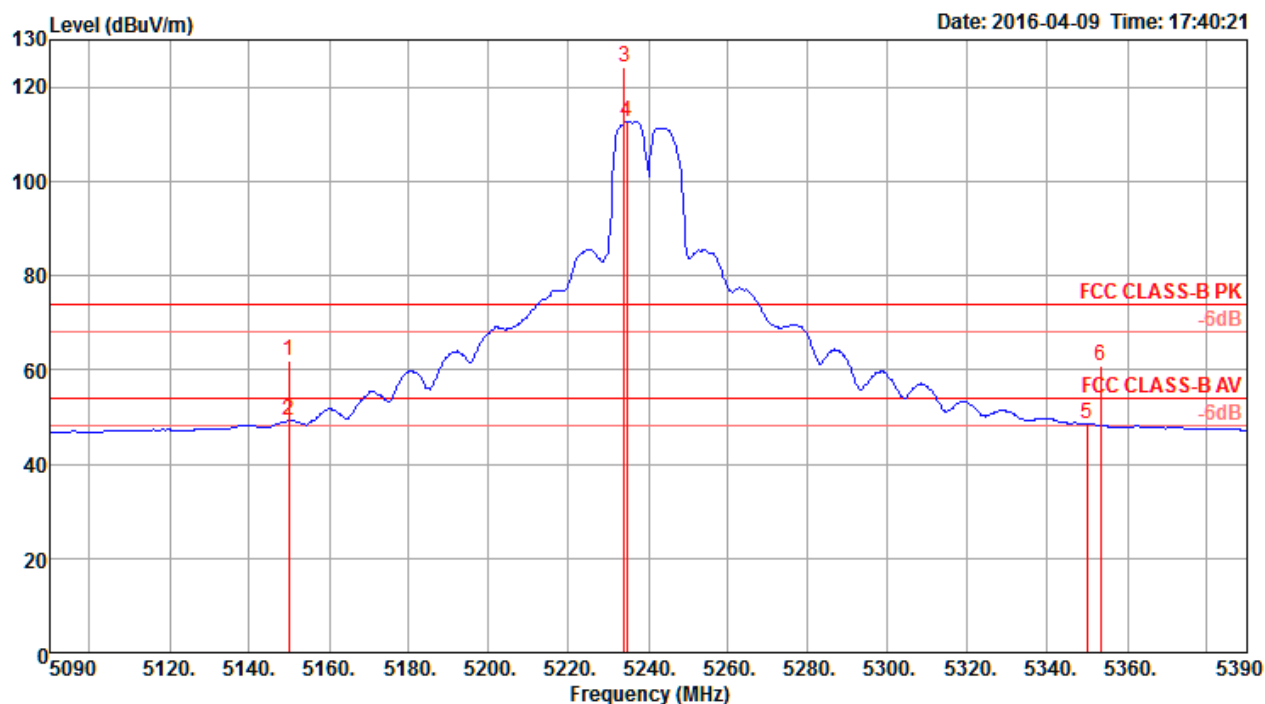


	Freq	Level	Limit	Over	Read	Cable	Antenna	Preamp	T/Pos	A/Pos	Remark	Pol/Phase
	MHz	dBuV/m	dBuV/m	dB	dBuV	dB	dB/m	dB	deg	cm		
1	5149.00	65.69	74.00	-8.31	58.95	7.90	33.31	34.47	6	174	Peak	HORIZONTAL
2	5150.00	52.29	54.00	-1.71	45.55	7.90	33.31	34.47	6	174	Average	HORIZONTAL
3	5203.00	122.38			115.48	7.97	33.40	34.47	6	174	Peak	HORIZONTAL
4	5204.20	111.57			104.67	7.97	33.40	34.47	6	174	Average	HORIZONTAL

Item 3, 4 are the fundamental frequency at 5200 MHz.

Note: Both antenna polarizations have been tested and only the worst case was recorded in test report.

Channel 48



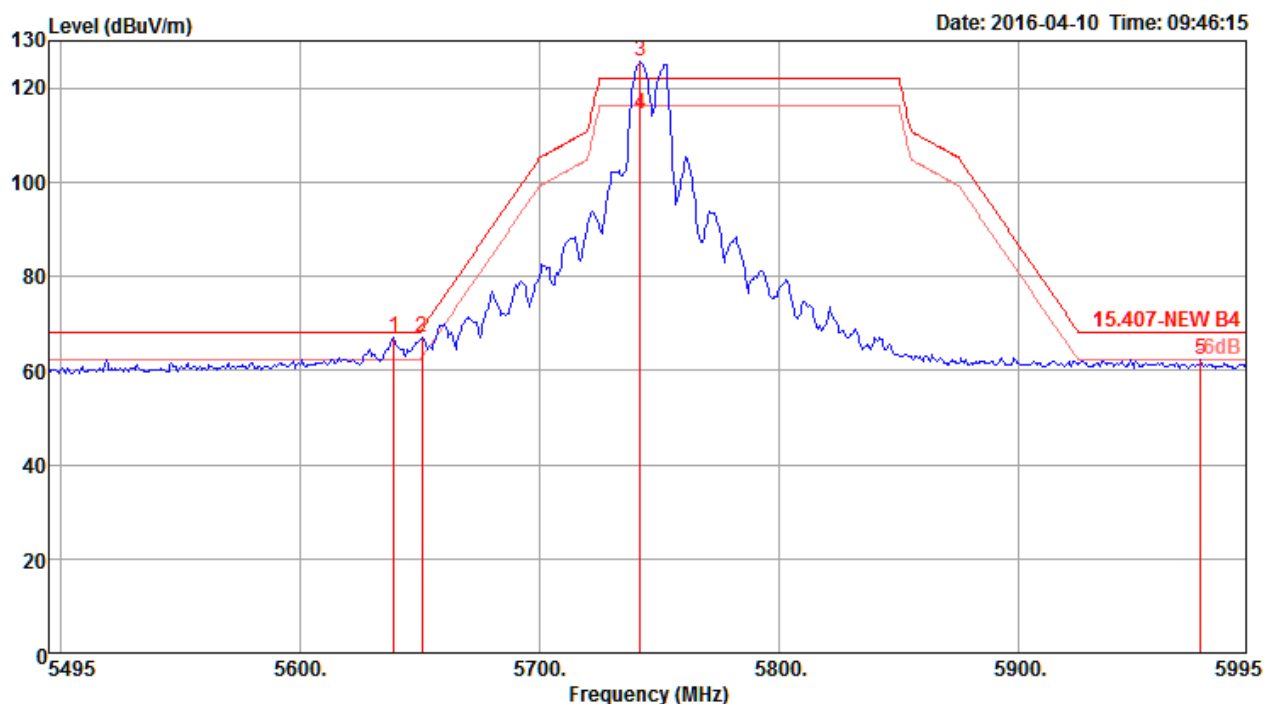
	Freq	Level	Limit	Over	Read	Cable	Antenna	Preamp	T/Pos	A/Pos	Remark	Pol/Phase
	MHz	dBuV/m	dBuV/m	Limit	Level	Loss	Factor	Factor	deg	cm		
1	5150.00	62.08	74.00	-11.92	55.34	7.90	33.31	34.47	354	182	Peak	VERTICAL
2	5150.00	49.12	54.00	-4.88	42.38	7.90	33.31	34.47	354	182	Average	VERTICAL
3	5234.00	124.25			117.33	7.95	33.44	34.47	354	182	Peak	VERTICAL
4	5234.60	112.77			105.85	7.95	33.44	34.47	354	182	Average	VERTICAL
5	5350.00	48.58	54.00	-5.42	41.57	7.89	33.59	34.47	354	182	Average	VERTICAL
6	5353.40	60.75	74.00	-13.25	53.74	7.89	33.59	34.47	354	182	Peak	VERTICAL

Item 3, 4 are the fundamental frequency at 5240 MHz.

Note: Both antenna polarizations have been tested and only the worst case was recorded in test report.

Temperature	22°C	Humidity	56%
Test Engineer	Nyle Chang & Peter Wu & Gary Chu & DK Chang & Eddie Weng & Stim Song & Brain Sun	Configurations	IEEE 802.11a CH 149, 157, 165 / Chain 1 + Chain 2 + Chain 3 + Chain 4
Test Mode	Mode 2		

Channel 149

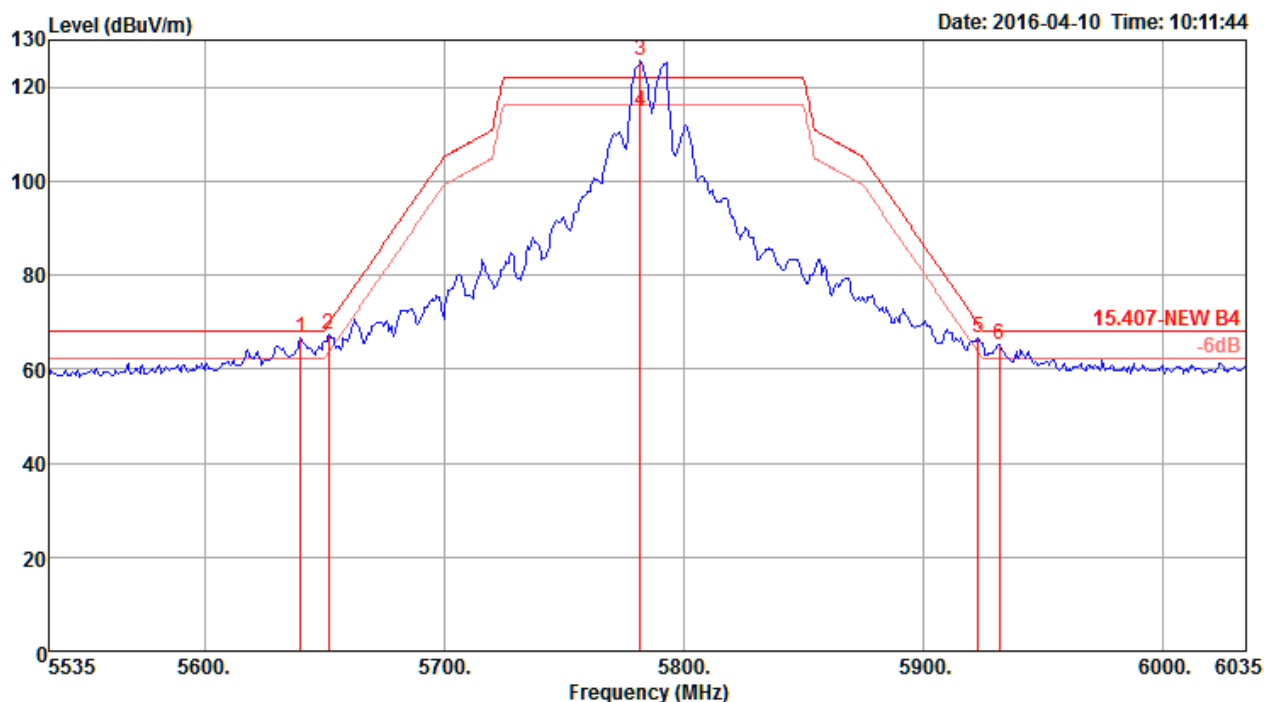


	Freq	Level	Limit	Over	Read	CableAntenna	Preampl	T/Pos	A/Pos	Remark	Pol/Phase
	MHz	dBuV/m	dBuV/m	dB	dBuV	dB	dB/m	dB	deg	cm	
1	5639.00	67.07	68.20	-1.13	59.44	7.93	34.20	34.50	1	172 Peak	VERTICAL
2	5651.00	67.08	68.94	-1.86	59.41	7.92	34.25	34.50	1	172 Peak	VERTICAL
3	5742.00	125.73			117.84	7.86	34.55	34.52	1	172 Peak	VERTICAL
4	5742.00	114.45			106.56	7.86	34.55	34.52	1	172 Average	VERTICAL
5	5976.00	62.18	68.20	-6.02	53.78	7.72	35.25	34.57	1	172 Peak	VERTICAL

Item 3, 4 are the fundamental frequency at 5745 MHz.

Note: Both antenna polarizations have been tested and only the worst case was recorded in test report.

Channel 157

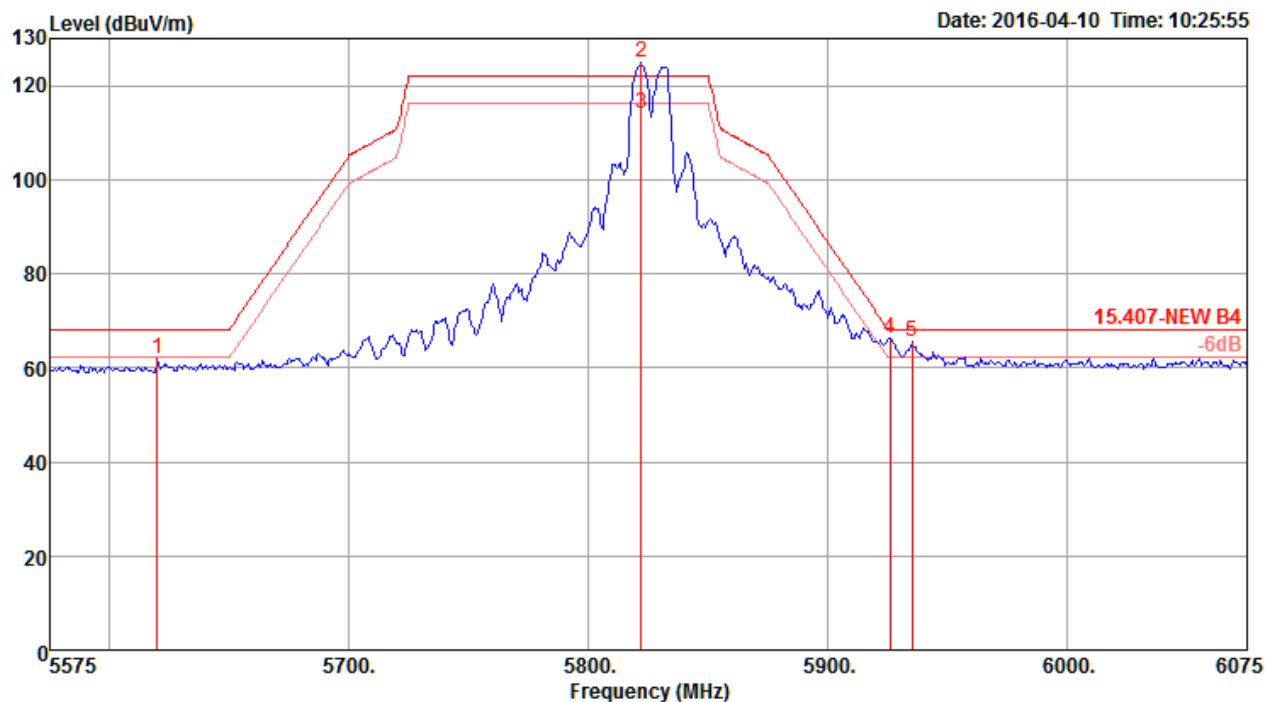


	Freq	Level	Limit	Over	Read	CableAntenna	Preamp	T/Pos	A/Pos	Remark	Pol/Phase
	MHz	dBuV/m	dBuV/m	dB	dBuV	dB	dB/m	dB	deg	cm	
1	5640.00	66.46	68.20	-1.74	58.83	7.93	34.20	34.50	2	168 Peak	VERTICAL
2	5652.00	67.44	69.69	-2.25	59.77	7.92	34.25	34.50	2	168 Peak	VERTICAL
3	5782.00	125.55			117.59	7.84	34.65	34.53	2	168 Peak	VERTICAL
4	5782.00	114.82			106.86	7.84	34.65	34.53	2	168 Average	VERTICAL
5	5923.00	66.60	69.67	-3.07	58.35	7.76	35.05	34.56	2	168 Peak	VERTICAL
6	5932.00	65.36	68.20	-2.84	57.07	7.75	35.10	34.56	2	168 Peak	VERTICAL

Item 3, 4 are the fundamental frequency at 5785 MHz.

Note: Both antenna polarizations have been tested and only the worst case was recorded in test report.

Channel 165



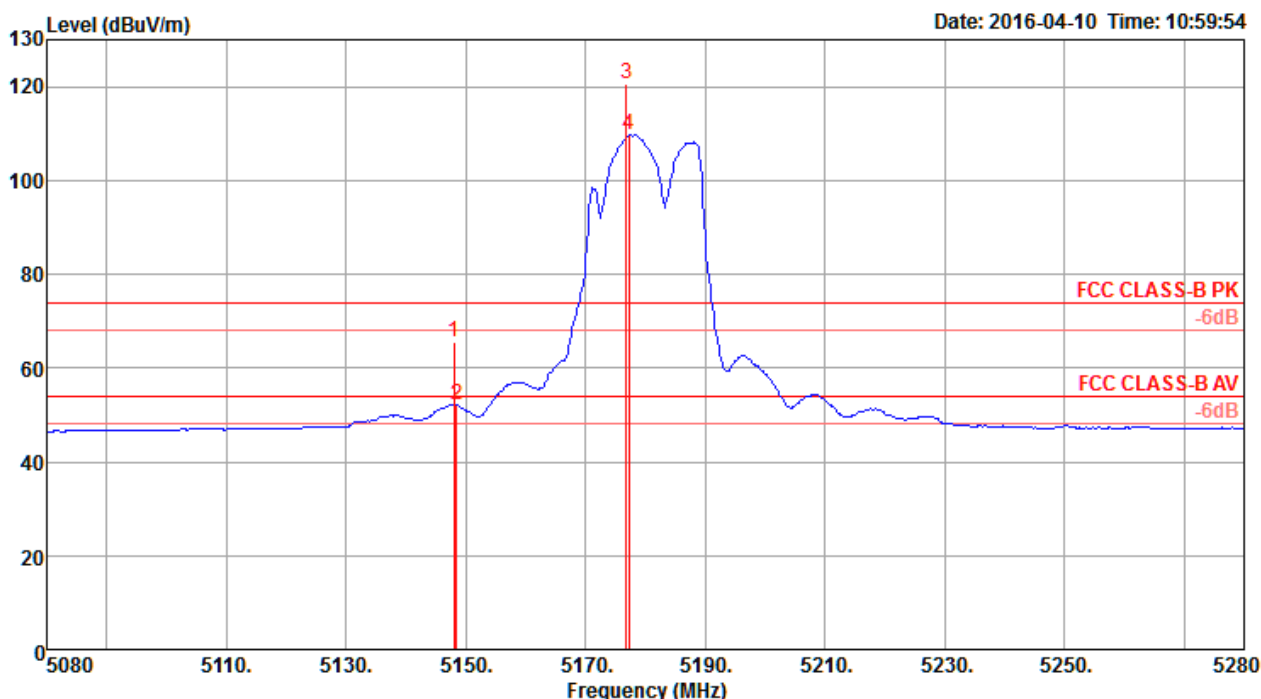
	Freq	Level	Limit	Over	Read	CableAntenna	Preamp	T/Pos	A/Pos	Remark	Pol/Phase
	MHz	dBuV/m	dBuV/m	dB	dBuV	dB	dB/m	dB	deg	cm	
1	5620.00	62.09	68.20	-6.11	54.50	7.94	34.15	34.50	2	169 Peak	VERTICAL
2	5822.00	124.78			116.75	7.82	34.75	34.54	2	169 Peak	VERTICAL
3	5822.00	114.11			106.08	7.82	34.75	34.54	2	169 Average	VERTICAL
4	5926.00	66.13	68.20	-2.07	57.84	7.75	35.10	34.56	2	169 Peak	VERTICAL
5	5935.00	65.38	68.20	-2.82	57.09	7.75	35.10	34.56	2	169 Peak	VERTICAL

Item 2, 3 are the fundamental frequency at 5825 MHz.

Note: Both antenna polarizations have been tested and only the worst case was recorded in test report.

Temperature	22°C	Humidity	56%
Test Engineer	Nyle Chang & Peter Wu & Gary Chu & DK Chang & Eddie Weng & Stim Song & Brain Sun	Configurations	IEEE 802.11ac MCS0/Nss1 VHT20 CH 36, 40, 48 / Chain 1 + Chain 2 + Chain 3 + Chain 4
Test Mode	Mode 2		

Channel 36

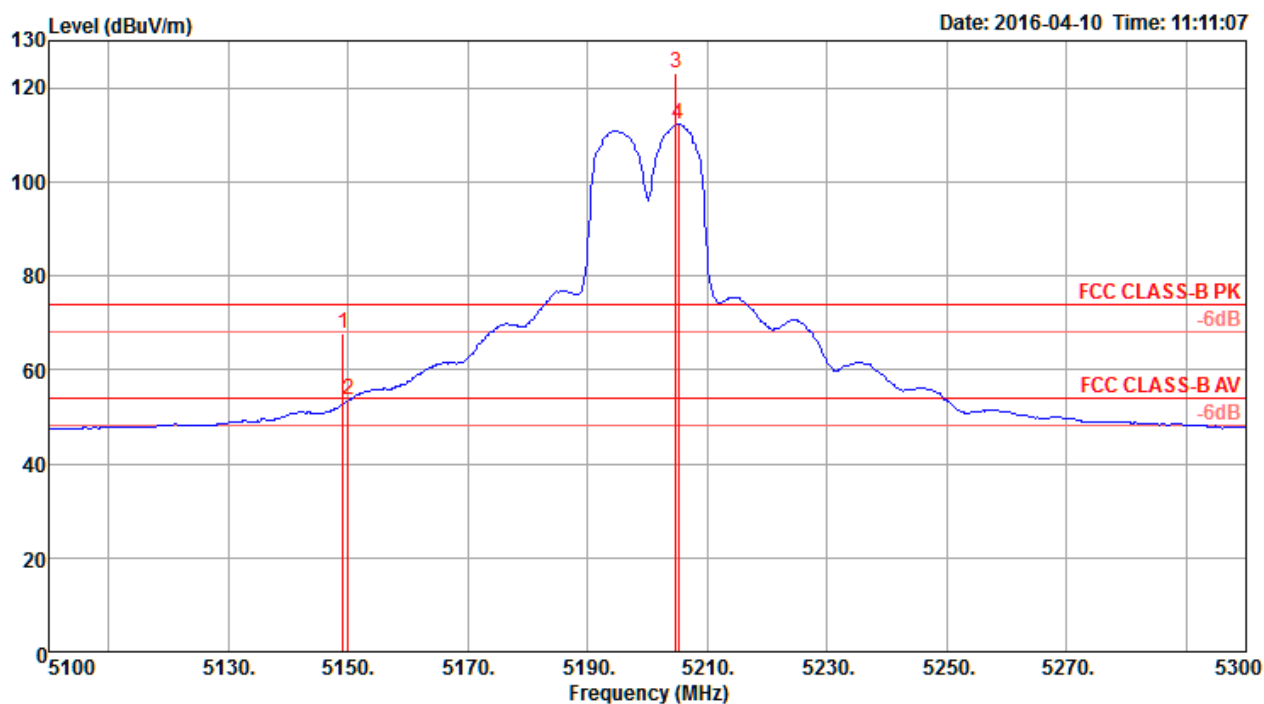


	Freq	Level	Limit	Over	Read	Cable	Antenna	Preamp	T/Pos	A/Pos	Remark	Pol/Phase
	MHz	dBuV/m	dBuV/m	dB	dBuV	dB	dB/m	dB	deg	cm		
1	5148.00	65.42	74.00	-8.58	58.68	7.90	33.31	34.47	0	185	Peak	HORIZONTAL
2	5148.40	52.04	54.00	-1.96	45.30	7.90	33.31	34.47	0	185	Average	HORIZONTAL
3	5176.80	120.69			113.86	7.95	33.35	34.47	0	185	Peak	HORIZONTAL
4	5177.20	109.59			102.76	7.95	33.35	34.47	0	185	Average	HORIZONTAL

Item 3, 4 are the fundamental frequency at 5180 MHz.

Note: Both antenna polarizations have been tested and only the worst case was recorded in test report.

Channel 40

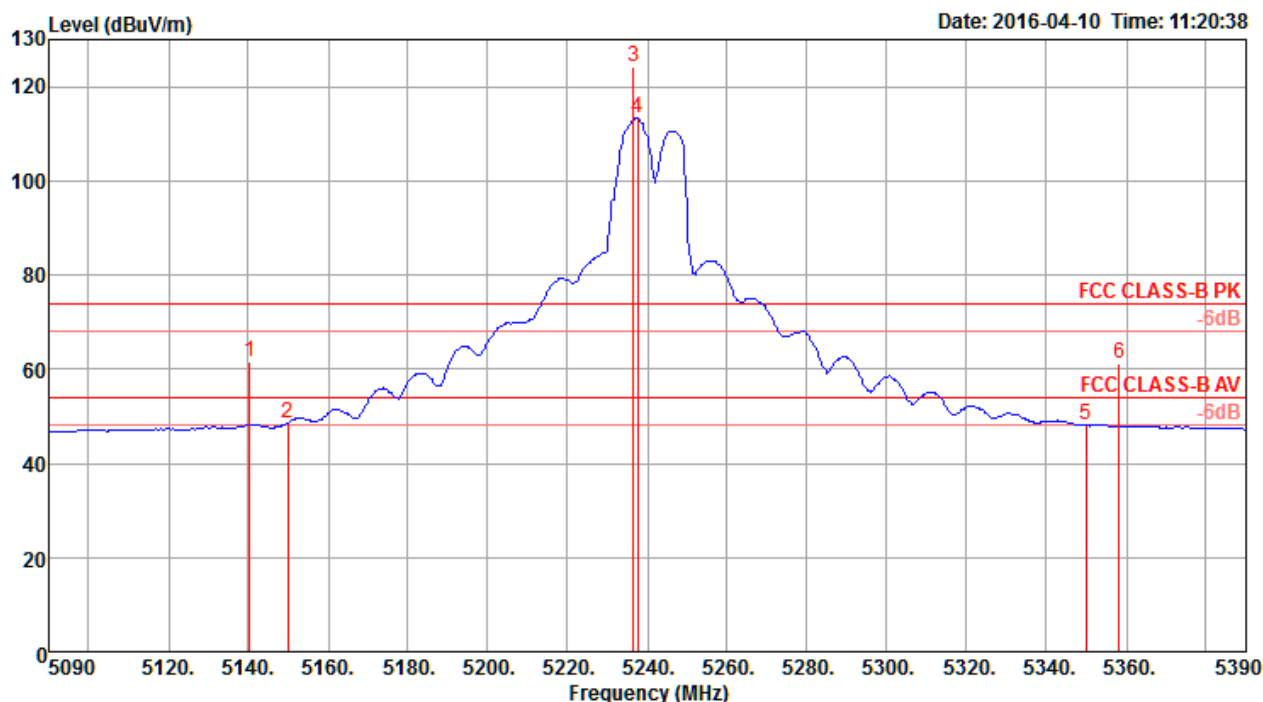


	Freq	Level	Limit	Over	Read	CableAntenna	Preamp	T/Pos	A/Pos	Remark	Pol/Phase
	MHz	dBuV/m	dBuV/m	dB	dBuV	dB	dB/m	dB	deg	cm	
1	5149.20	67.78	74.00	-6.22	61.04	7.90	33.31	34.47	4	167 Peak	HORIZONTAL
2	5150.00	53.65	54.00	-0.35	46.91	7.90	33.31	34.47	4	167 Average	HORIZONTAL
3	5204.80	122.95			116.05	7.97	33.40	34.47	4	167 Peak	HORIZONTAL
4	5205.20	112.23			105.33	7.97	33.40	34.47	4	167 Average	HORIZONTAL

Item 3, 4 are the fundamental frequency at 5200 MHz.

Note: Both antenna polarizations have been tested and only the worst case was recorded in test report.

Channel 48



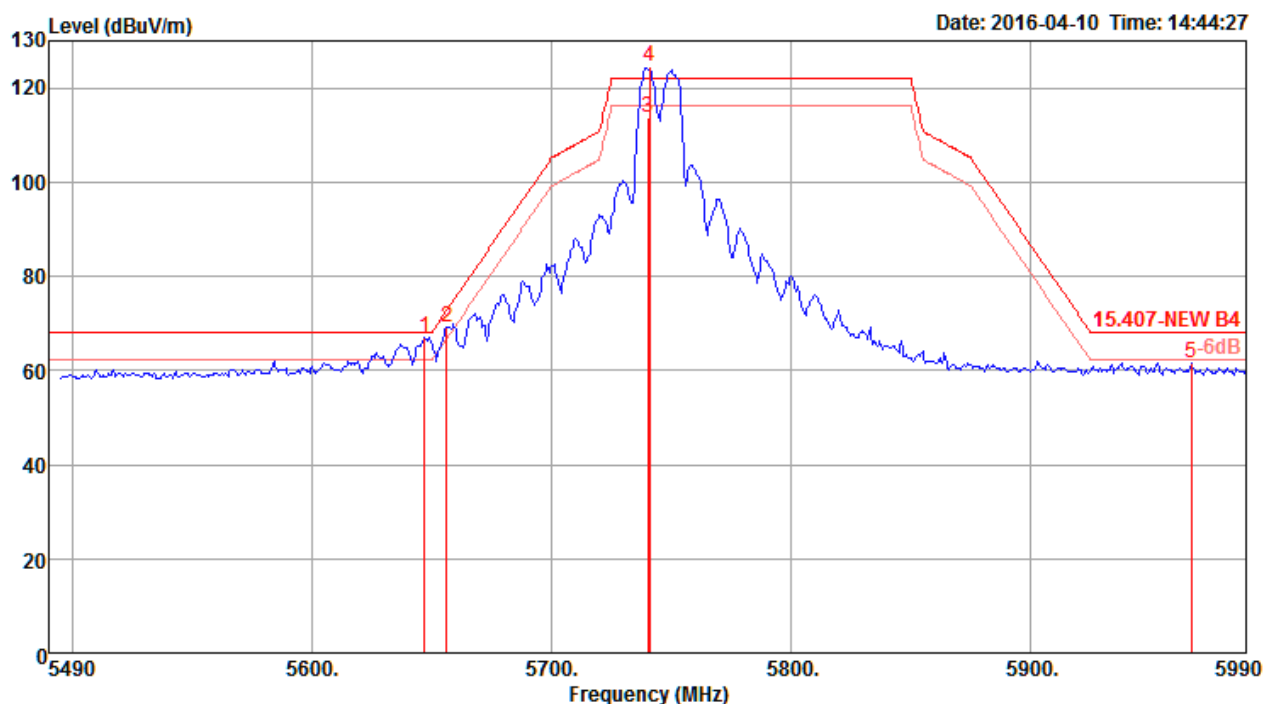
	Freq	Level	Limit	Over	Read	Cable	Antenna	Preamp	T/Pos	A/Pos	Remark	Pol/Phase
	MHz	dBuV/m	dBuV/m	Limit	Level	Loss	Factor	Factor	deg	cm		
1	5140.40	61.38	74.00	-12.62	54.68	7.88	33.29	34.47	351	187	Peak	VERTICAL
2	5150.00	48.68	54.00	-5.32	41.94	7.90	33.31	34.47	351	187	Average	VERTICAL
3	5236.40	124.09			117.17	7.95	33.44	34.47	351	187	Peak	VERTICAL
4	5237.60	113.27			106.35	7.95	33.44	34.47	351	187	Average	VERTICAL
5	5350.00	48.18	54.00	-5.82	41.17	7.89	33.59	34.47	351	187	Average	VERTICAL
6	5358.20	61.04	74.00	-12.96	54.02	7.88	33.61	34.47	351	187	Peak	VERTICAL

Item 3, 4 are the fundamental frequency at 5240 MHz.

Note: Both antenna polarizations have been tested and only the worst case was recorded in test report.

Temperature	22°C	Humidity	56%
Test Engineer	Nyle Chang & Peter Wu & Gary Chu & DK Chang & Eddie Weng & Stim Song & Brain Sun	Configurations	IEEE 802.11ac MCS0/Nss1 VHT20 CH 149, 157, 165 / Chain 1 + Chain 2 + Chain 3 + Chain 4
Test Mode	Mode 2		

Channel 149

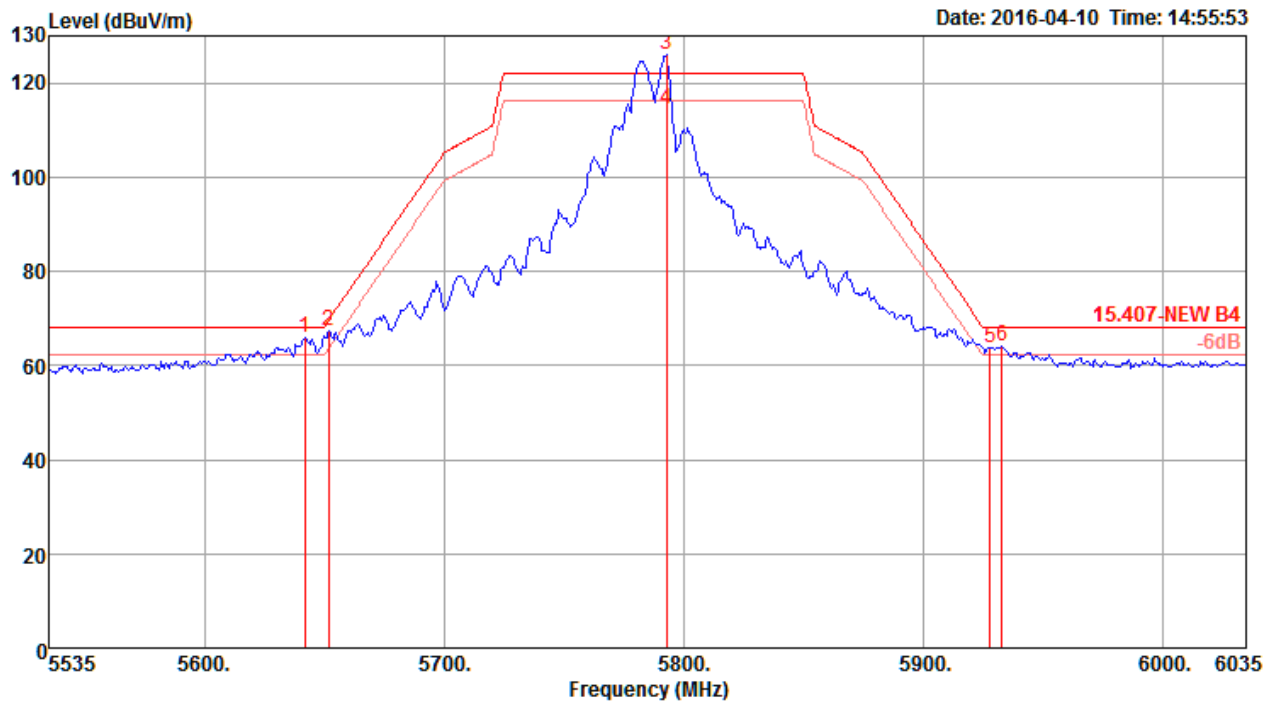


	Freq	Level	Limit	Over	Read	CableAntenna	Preamp	T/Pos	A/Pos	Remark	Pol/Phase
	MHz	dBuV/m	dBuV/m	dB	dBuV	dB	dB/m	dB	deg	cm	
1	5647.00	67.01	68.20	-1.19	59.34	7.92	34.25	34.50	3	172 Peak	VERTICAL
2	5656.00	69.26	72.66	-3.40	61.59	7.92	34.25	34.50	3	172 Peak	VERTICAL
3	5740.00	113.74			105.85	7.86	34.55	34.52	3	172 Average	VERTICAL
4	5741.00	124.44			116.55	7.86	34.55	34.52	3	172 Peak	VERTICAL
5	5967.00	61.51	68.20	-6.69	53.14	7.73	35.20	34.56	3	172 Peak	VERTICAL

Item 3, 4 are the fundamental frequency at 5745 MHz.

Note: Both antenna polarizations have been tested and only the worst case was recorded in test report.

Channel 157

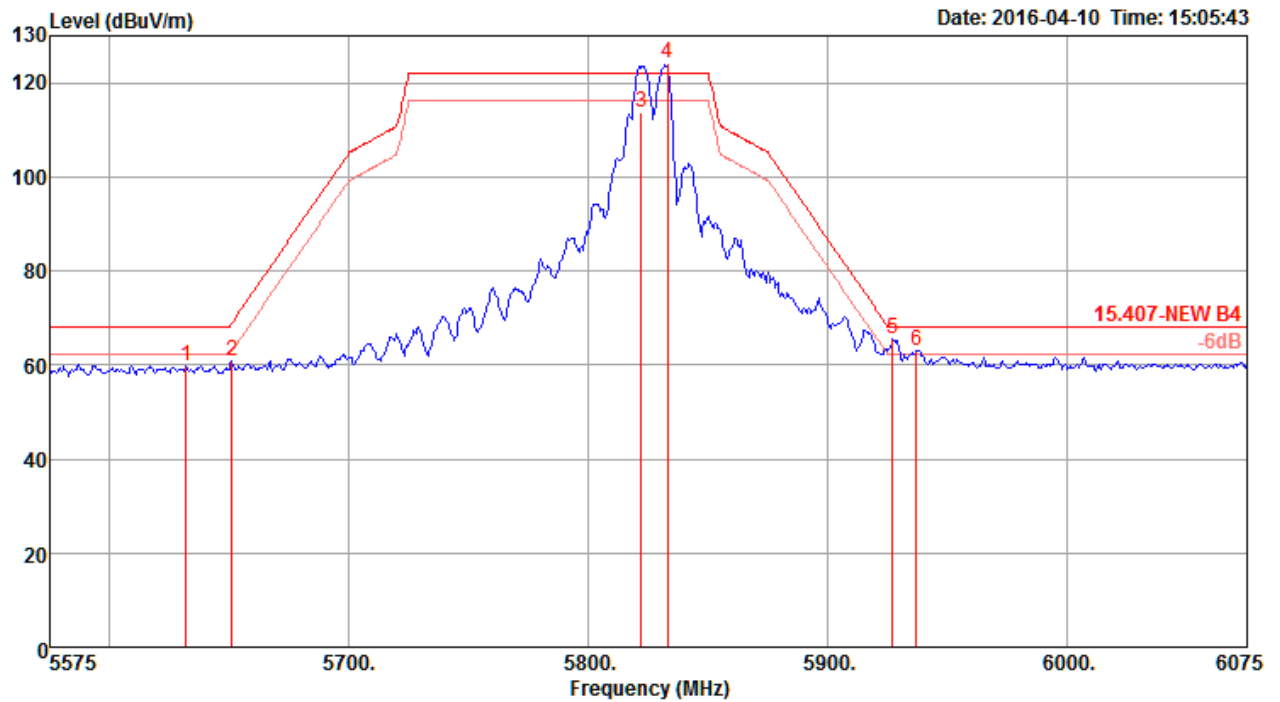


	Freq	Level	Limit	Over	Read	CableAntenna	Preamp	T/Pos	A/Pos	Remark	Pol/Phase
	MHz	dBuV/m	dBuV/m	dB	dBuV	dB	dB/m	dB	deg	cm	
1	5642.00	65.92	68.20	-2.28	58.25	7.92	34.25	34.50	350	172 Peak	VERTICAL
2	5652.00	67.43	69.69	-2.26	59.76	7.92	34.25	34.50	350	172 Peak	VERTICAL
3	5793.00	126.00			118.00	7.83	34.70	34.53	350	172 Peak	VERTICAL
4	5793.00	114.32			106.32	7.83	34.70	34.53	350	172 Average	VERTICAL
5	5928.00	63.84	68.20	-4.36	55.55	7.75	35.10	34.56	350	172 Peak	VERTICAL
6	5933.00	64.08	68.20	-4.12	55.79	7.75	35.10	34.56	350	172 Peak	VERTICAL

Item 3, 4 are the fundamental frequency at 5785 MHz.

Note: Both antenna polarizations have been tested and only the worst case was recorded in test report.

Channel 165



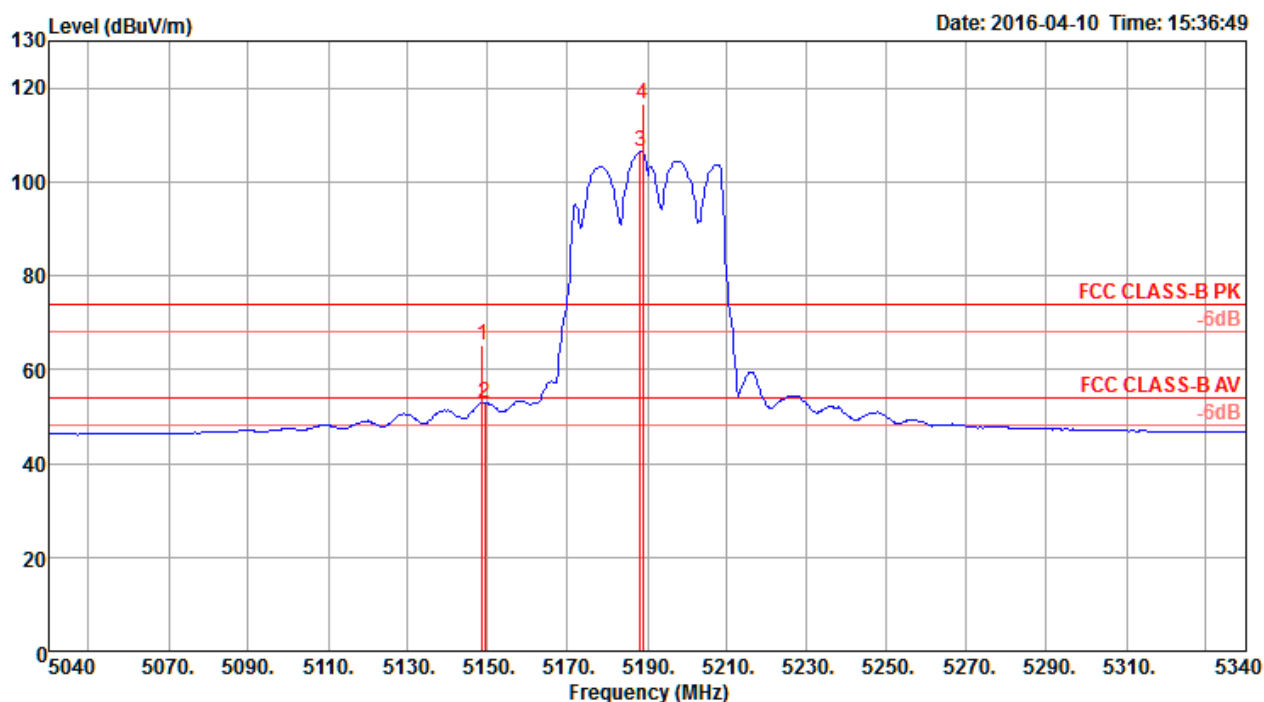
	Freq	Level	Limit	Over	Read	CableAntenna	Preamp	T/Pos	A/Pos	Remark	Pol/Phase
	MHz	dBuV/m	dBuV/m	dB	dBuV	dB	dB/m	dB	deg	cm	
1	5632.00	59.83	68.20	-8.37	52.20	7.93	34.20	34.50	1	168	Peak
2	5651.00	60.94	68.94	-8.00	53.27	7.92	34.25	34.50	1	168	Peak
3	5822.00	113.55			105.52	7.82	34.75	34.54	1	168	Average
4	5833.00	124.07			116.00	7.81	34.80	34.54	1	168	Peak
5	5927.00	65.63	68.20	-2.57	57.34	7.75	35.10	34.56	1	168	Peak
6	5937.00	63.10	68.20	-5.10	54.81	7.75	35.10	34.56	1	168	Peak

Item 3, 4 are the fundamental frequency at 5825 MHz.

Note: Both antenna polarizations have been tested and only the worst case was recorded in test report.

Temperature	22°C	Humidity	56%
Test Engineer	Nyle Chang & Peter Wu & Gary Chu & DK Chang & Eddie Weng & Stim Song & Brain Sun	Configurations	IEEE 802.11ac MCS0/Nss1 VHT40 CH 38, 46 / Chain 1 + Chain 2 + Chain 3 + Chain 4
Test Mode	Mode 2		

Channel 38

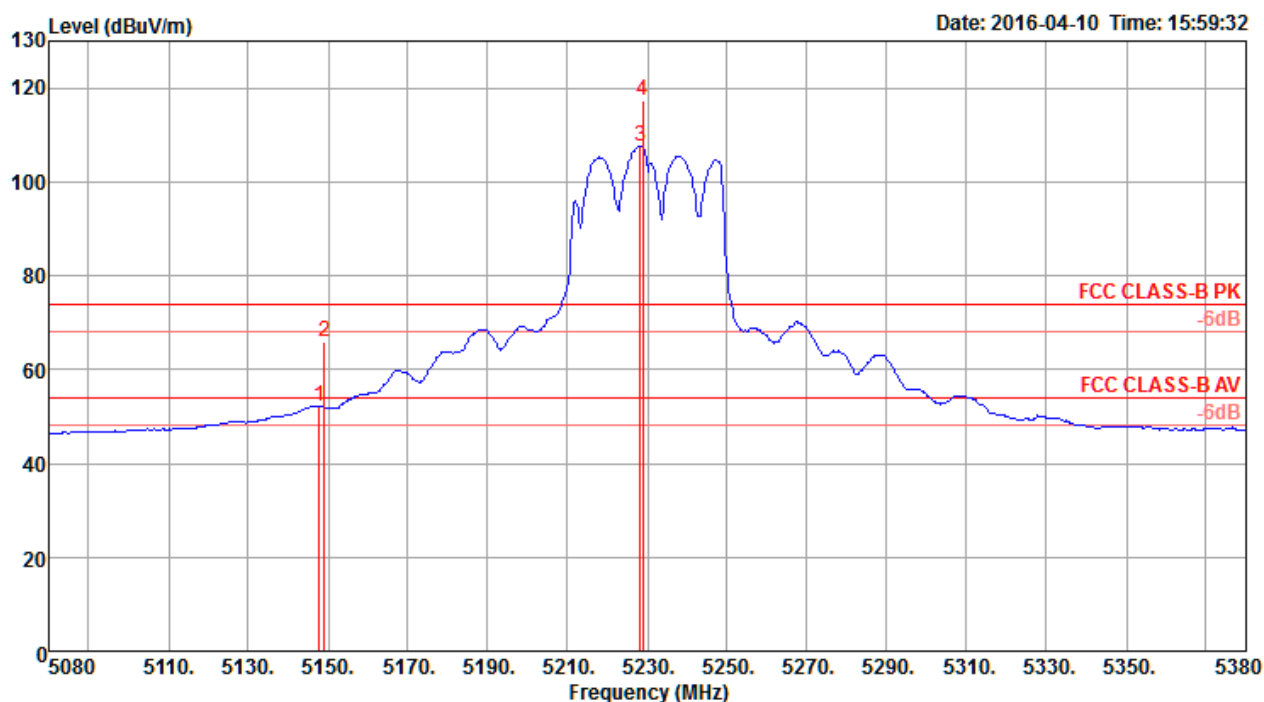


	Freq	Level	Limit	Over	Read	Cable	Antenna	Preamp	T/Pos	A/Pos	Remark	Pol/Phase
	MHz	dBuV/m	dBuV/m	dB	dBuV	dB	dB/m	dB	deg	cm		
1	5148.60	65.34	74.00	-8.66	58.60	7.90	33.31	34.47	352	169	Peak	VERTICAL
2	5149.20	52.85	54.00	-1.15	46.11	7.90	33.31	34.47	352	169	Average	VERTICAL
3	5188.20	106.43			99.54	7.98	33.38	34.47	352	169	Average	VERTICAL
4	5188.80	116.70			109.81	7.98	33.38	34.47	352	169	Peak	VERTICAL

Item 3, 4 are the fundamental frequency at 5190 MHz.

Note: Both antenna polarizations have been tested and only the worst case was recorded in test report.

Channel 46



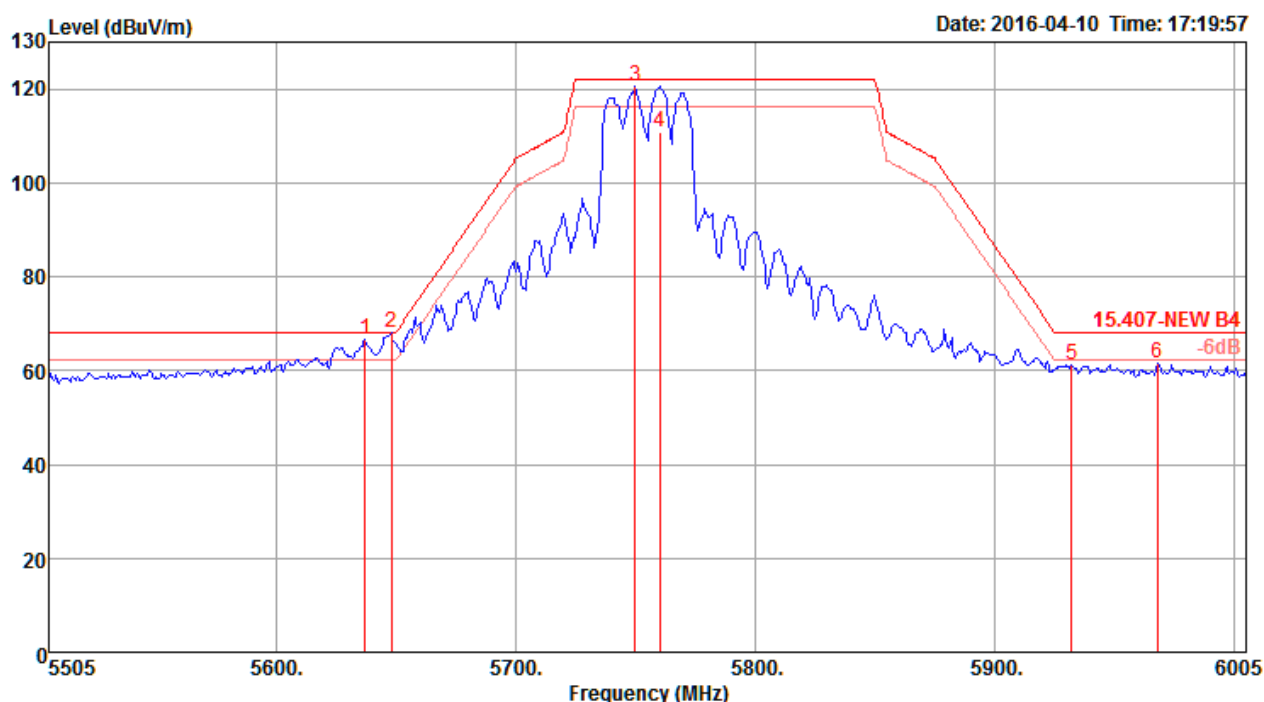
	Freq	Level	Limit	Over	Read	CableAntenna	Preamp	T/Pos	A/Pos	Remark	Pol/Phase
	MHz	dBuV/m	dBuV/m	dB	dBuV	dB	dB/m	deg	cm		
1	5147.80	52.24	54.00	-1.76	45.50	7.90	33.31	34.47	23	187 Average	HORIZONTAL
2	5149.00	65.86	74.00	-8.14	59.12	7.90	33.31	34.47	23	187 Peak	HORIZONTAL
3	5228.20	107.57			100.66	7.96	33.42	34.47	23	187 Average	HORIZONTAL
4	5228.80	117.50			110.59	7.96	33.42	34.47	23	187 Peak	HORIZONTAL

Item 3, 4 are the fundamental frequency at 5230 MHz.

Note: Both antenna polarizations have been tested and only the worst case was recorded in test report.

Temperature	22°C	Humidity	56%
Test Engineer	Nyle Chang & Peter Wu & Gary Chu & DK Chang & Eddie Weng & Stim Song & Brain Sun	Configurations	IEEE 802.11ac MCS0/Nss1 VHT40 CH 151, 159 / Chain 1 + Chain 2 + Chain 3 + Chain 4
Test Mode	Mode 2		

Channel 151

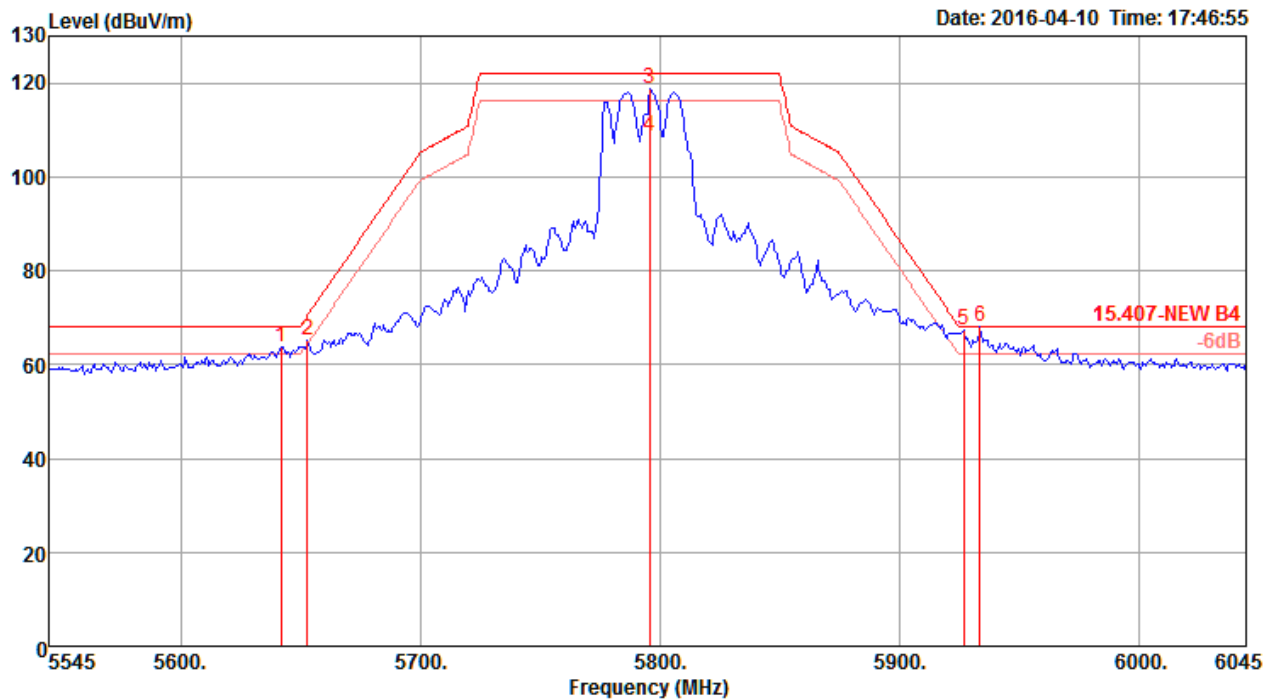


	Freq	Level	Limit	Over	Read	Cable	Antenna	Preamp	T/Pos	A/Pos	Remark	Pol/Phase
	MHz	dBuV/m	dBuV/m	dB	dBuV	dB	dB/m	dB	deg	cm		
1	5637.00	66.79	68.20	-1.41	59.16	7.93	34.20	34.50	353	176	Peak	VERTICAL
2	5648.00	67.90	68.20	-0.30	60.23	7.92	34.25	34.50	353	176	Peak	VERTICAL
3	5750.00	120.54			112.65	7.86	34.55	34.52	353	176	Peak	VERTICAL
4	5760.00	110.79			102.86	7.85	34.60	34.52	353	176	Average	VERTICAL
5	5932.00	61.19	68.20	-7.01	52.90	7.75	35.10	34.56	353	176	Peak	VERTICAL
6	5968.00	61.56	68.20	-6.64	53.19	7.73	35.20	34.56	353	176	Peak	VERTICAL

Item 3, 4 are the fundamental frequency at 5755 MHz.

Note: Both antenna polarizations have been tested and only the worst case was recorded in test report.

Channel 159



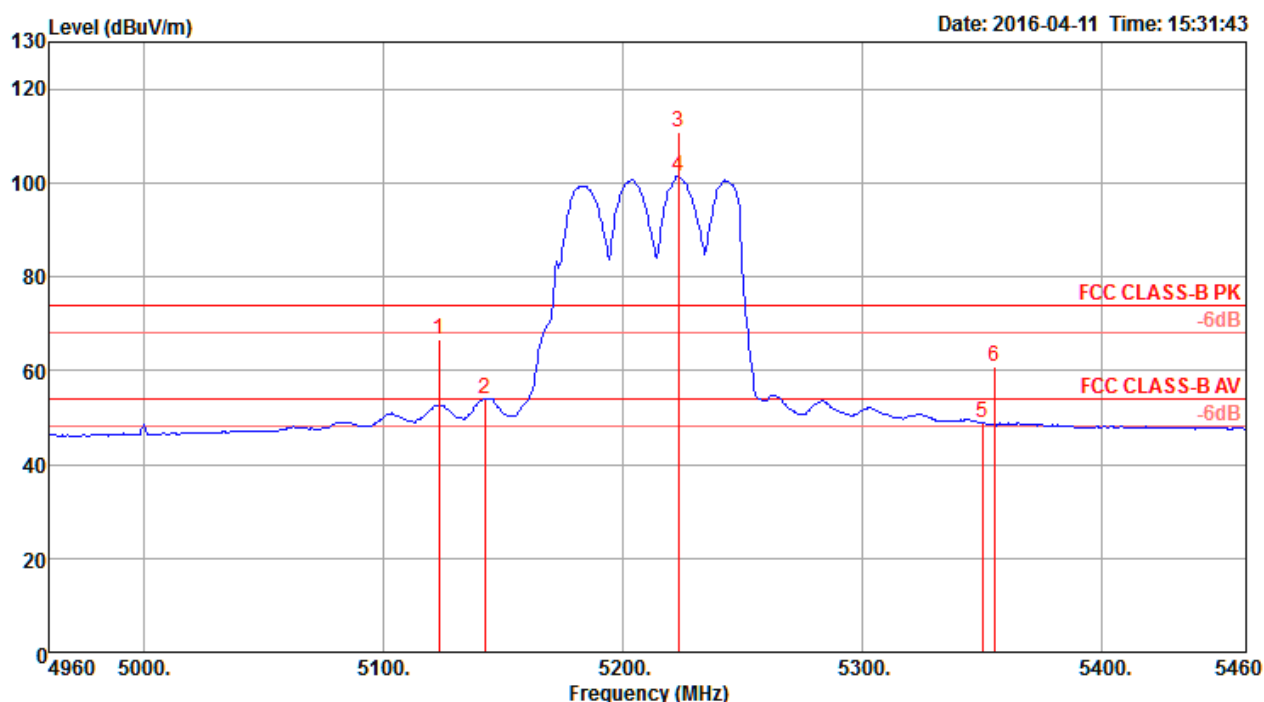
	Freq	Level	Limit	Over	Read	CableAntenna	Preamp	T/Pos	A/Pos	Remark	Pol/Phase
	MHz	dBuV/m	dBuV/m	dB	dBuV	dB	dB/m	dB	deg	cm	
1	5642.00	63.60	68.20	-4.60	55.93	7.92	34.25	34.50	1	173	Peak
2	5653.00	65.09	70.43	-5.34	57.42	7.92	34.25	34.50	1	173	Peak
3	5796.00	118.67			110.67	7.83	34.70	34.53	1	173	Peak
4	5796.00	108.53			100.53	7.83	34.70	34.53	1	173	Average
5	5927.00	67.46	68.20	-0.74	59.17	7.75	35.10	34.56	1	173	Peak
6	5934.00	67.93	68.20	-0.27	59.64	7.75	35.10	34.56	1	173	Peak

Item 3, 4 are the fundamental frequency at 5795 MHz.

Note: Both antenna polarizations have been tested and only the worst case was recorded in test report.

Temperature	22°C	Humidity	56%
Test Engineer	Nyle Chang & Peter Wu & Gary Chu & DK Chang & Eddie Weng & Stim Song & Brain Sun	Configurations	IEEE 802.11ac MCS0/Nss1 VHT80 CH 42, 155 / Chain 1 + Chain 2 + Chain 3 + Chain 4
Test Mode	Mode 2		

Channel 42

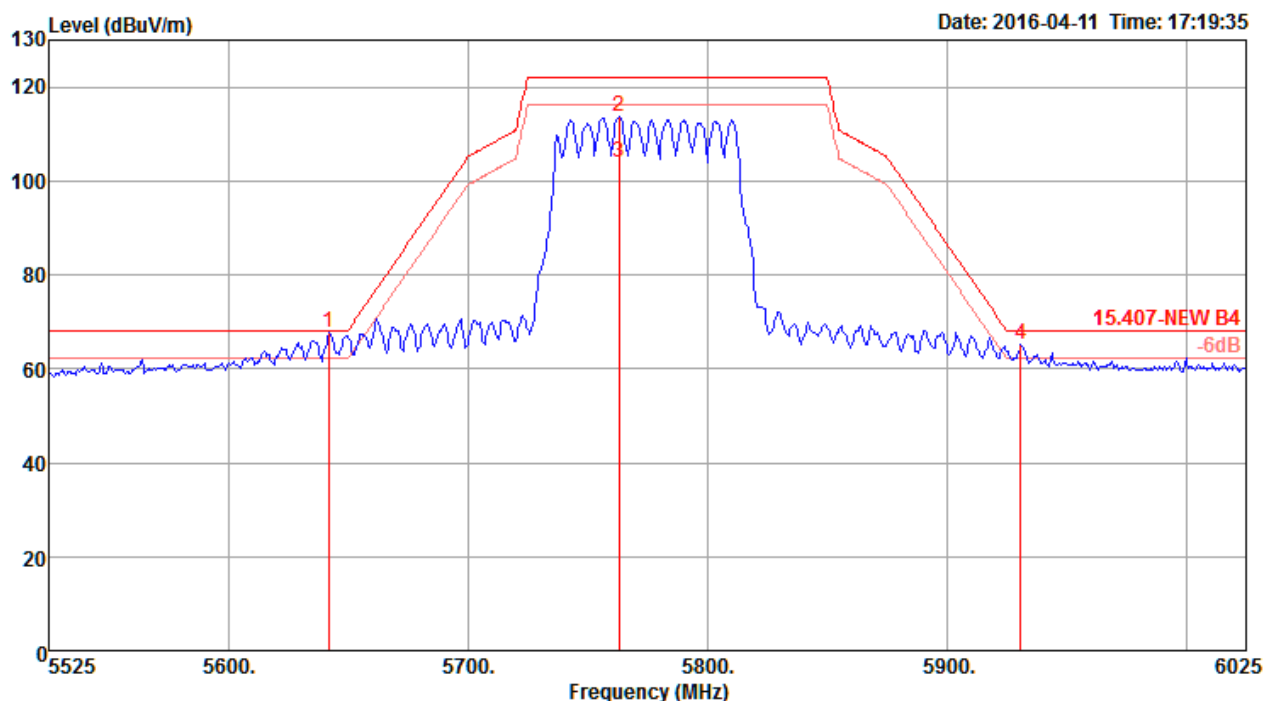


	Freq	Level	Limit	Over	Read	CableAntenna	Preampl	T/Pos	A/Pos	Remark	Pol/Phase
	MHz	dBuV/m	dBuV/m	dB	dBuV	dB	dB/m	dB	deg	cm	
1	5123.00	66.54	74.00	-7.46	59.89	7.85	33.27	34.47	8	186 Peak	HORIZONTAL
2	5142.00	53.91	54.00	-0.09	47.17	7.90	33.31	34.47	8	186 Average	HORIZONTAL
3	5223.00	110.84			103.93	7.96	33.42	34.47	8	186 Peak	HORIZONTAL
4	5223.00	101.37			94.46	7.96	33.42	34.47	8	186 Average	HORIZONTAL
5	5350.00	48.78	54.00	-5.22	41.77	7.89	33.59	34.47	8	186 Average	HORIZONTAL
6	5355.00	60.69	74.00	-13.31	53.67	7.88	33.61	34.47	8	186 Peak	HORIZONTAL

Item 3, 4 are the fundamental frequency at 5210 MHz.

Note: Both antenna polarizations have been tested and only the worst case was recorded in test report.

Channel 155



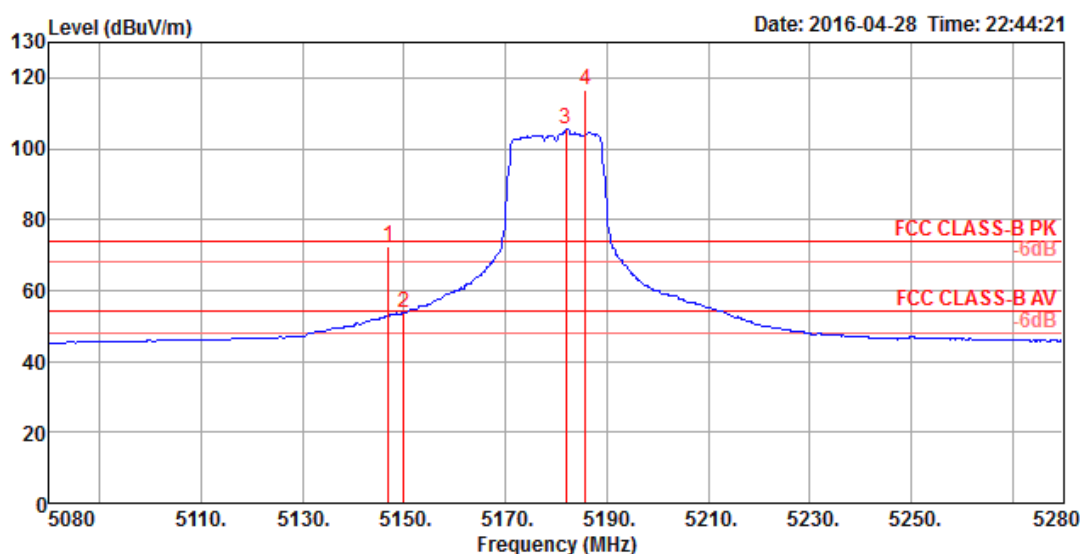
	Freq	Level	Limit	Over	Read	Cable	Antenna	Preamp	T/Pos	A/Pos	Remark	Pol/Phase
	MHz	dBuV/m	dBuV/m	dB	dBuV	dB	dB/m	dB	deg	cm		
1	5642.00	67.54	68.20	-0.66	59.87	7.92	34.25	34.50	0	240	Peak	VERTICAL
2	5763.00	113.82			105.89	7.85	34.60	34.52	0	240	Peak	VERTICAL
3	5763.00	103.90			95.97	7.85	34.60	34.52	0	240	Average	VERTICAL
4	5931.00	65.18	68.20	-3.02	56.89	7.75	35.10	34.56	0	240	Peak	VERTICAL

Item 2, 3 are the fundamental frequency at 5775 MHz.

Note: Both antenna polarizations have been tested and only the worst case was recorded in test report.

Temperature	22°C	Humidity	56%
Test Engineer	Nyle Chang & Peter Wu & Gary Chu & DK Chang & Eddie Weng & Stim Song & Brain Sun	Configurations	IEEE 802.11ac MCS0/Nss4 VHT20 CH 36, 40, 48 / Chain 1 + Chain 2 + Chain 3 + Chain 4
Test Mode	Mode 2		

Channel 36

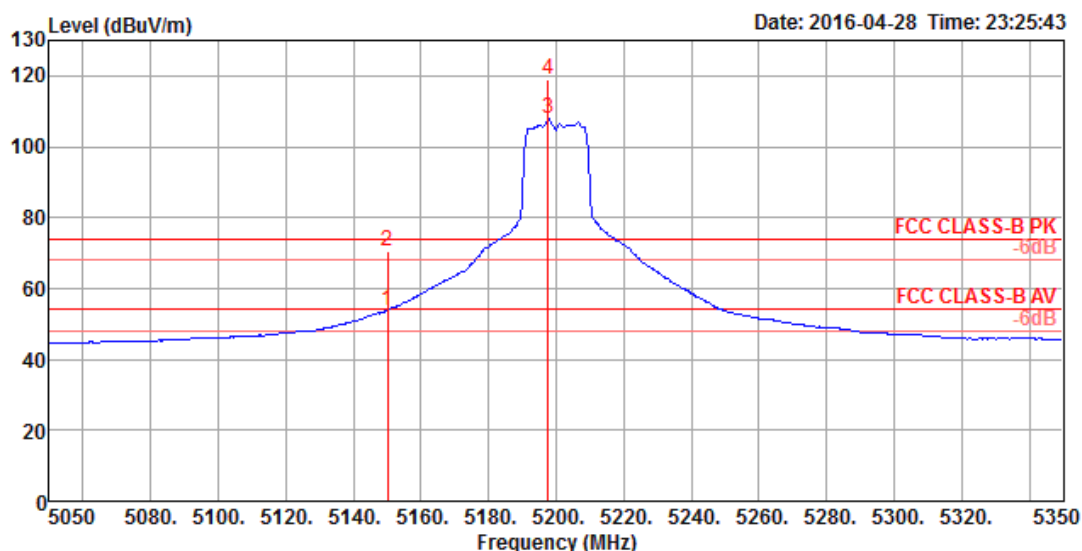


	Freq	Level	Limit	Over	Read	Cable	Antenna	Preamp	A/Pos	T/Pos	Remark	Pol/Phase
	MHz	dBuV/m	dBuV/m	dB	dBuV	dB	dB/m	dB	cm	deg		
1	5146.99	72.42	74.00	-1.58	67.87	7.88	33.17	36.50	200	198	Peak	HORIZONTAL
2	5150.00	53.64	54.00	-0.36	49.09	7.88	33.17	36.50	200	198	Average	HORIZONTAL
3	5181.92	105.68			101.03	7.91	33.23	36.49	200	198	Average	HORIZONTAL
4	5185.77	116.58			111.93	7.91	33.23	36.49	200	198	Peak	HORIZONTAL

Item 3, 4 are the fundamental frequency at 5180 MHz.

Note: Both antenna polarizations have been tested and only the worst case was recorded in test report.

Channel 40

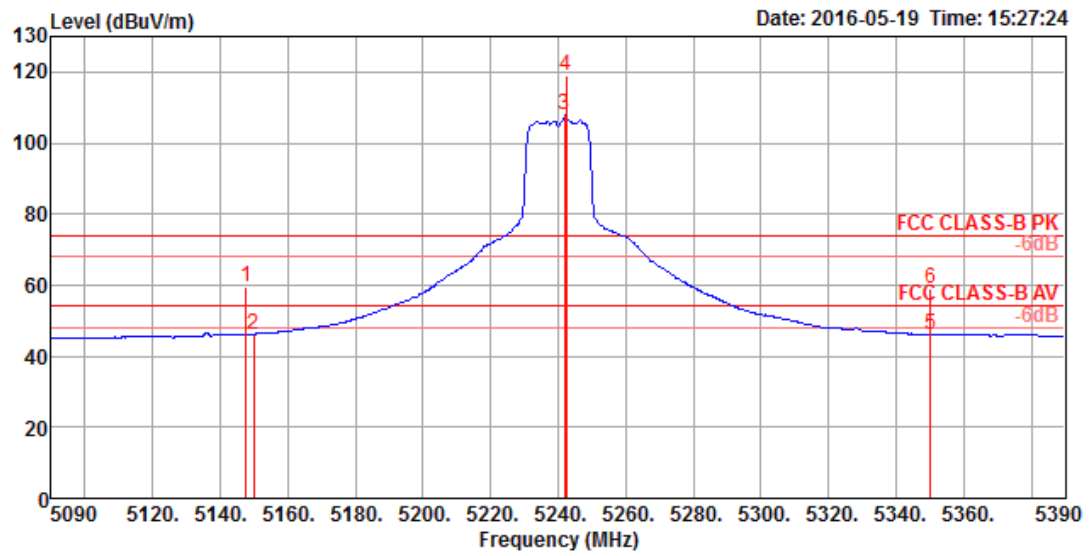


	Freq	Level	Limit	Over	Read	CableAntenna	Preamp	A/Pos	T/Pos	Remark	Pol/Phase
	MHz	dBuV/m	dBuV/m	dB	dBuV	dB	dB/m	dB	cm	deg	
1	5150.00	53.81	54.00	-0.19	49.26	7.88	33.17	36.50	178	183	Average
2	5150.00	70.49	74.00	-3.51	65.94	7.88	33.17	36.50	178	183	Peak
3	5197.60	107.99			103.31	7.92	33.25	36.49	178	183	Average
4	5197.60	118.77			114.09	7.92	33.25	36.49	178	183	Peak

Item 3, 4 are the fundamental frequency at 5200 MHz.

Note: Both antenna polarizations have been tested and only the worst case was recorded in test report.

Channel 48



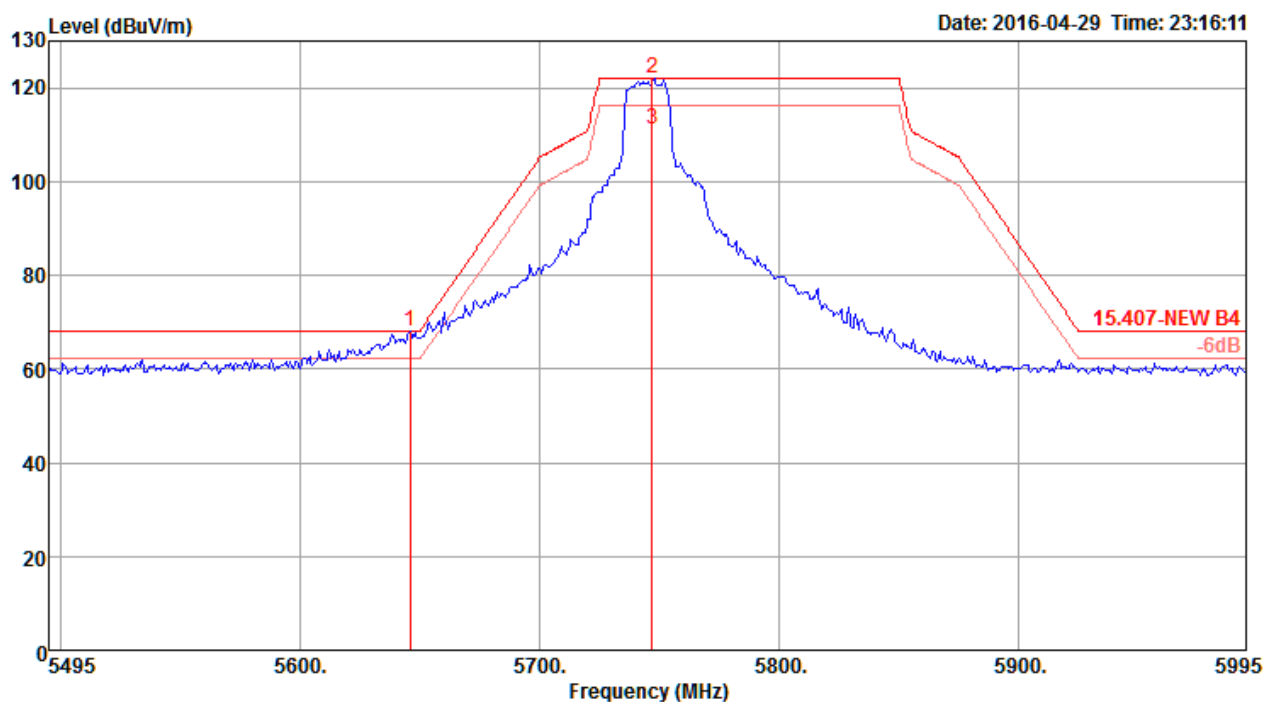
	Freq	Level	Limit	Over	Read	CableAntenna	Preamp	A/Pos	T/Pos	Remark	Pol/Phase
	MHz	dBuV/m	dBuV/m	Limit	Level	Loss	Factor	cm	deg		
1	5147.69	59.59	74.00	-14.41	55.04	7.88	33.17	36.50	201	205 Peak	HORIZONTAL
2	5150.00	46.21	54.00	-7.79	41.66	7.88	33.17	36.50	201	205 Average	HORIZONTAL
3	5241.92	107.93			103.16	7.91	33.34	36.48	201	205 Average	HORIZONTAL
4	5242.40	118.99			114.22	7.91	33.34	36.48	201	205 Peak	HORIZONTAL
5	5350.10	46.09	54.00	-7.91	41.14	7.88	33.53	36.46	201	205 Average	HORIZONTAL
6	5350.10	59.09	74.00	-14.91	54.14	7.88	33.53	36.46	201	205 Peak	HORIZONTAL

Item 3, 4 are the fundamental frequency at 5240 MHz.

Note: Both antenna polarizations have been tested and only the worst case was recorded in test report.

Temperature	22°C	Humidity	56%
Test Engineer	Nyle Chang & Peter Wu & Gary Chu & DK Chang & Eddie Weng & Stim Song & Brain Sun	Configurations	IEEE 802.11ac MCS0/Nss4 VHT20 CH 149, 157, 165 / Chain 1 + Chain 2 + Chain 3 + Chain 4
Test Mode	Mode 2		

Channel 149

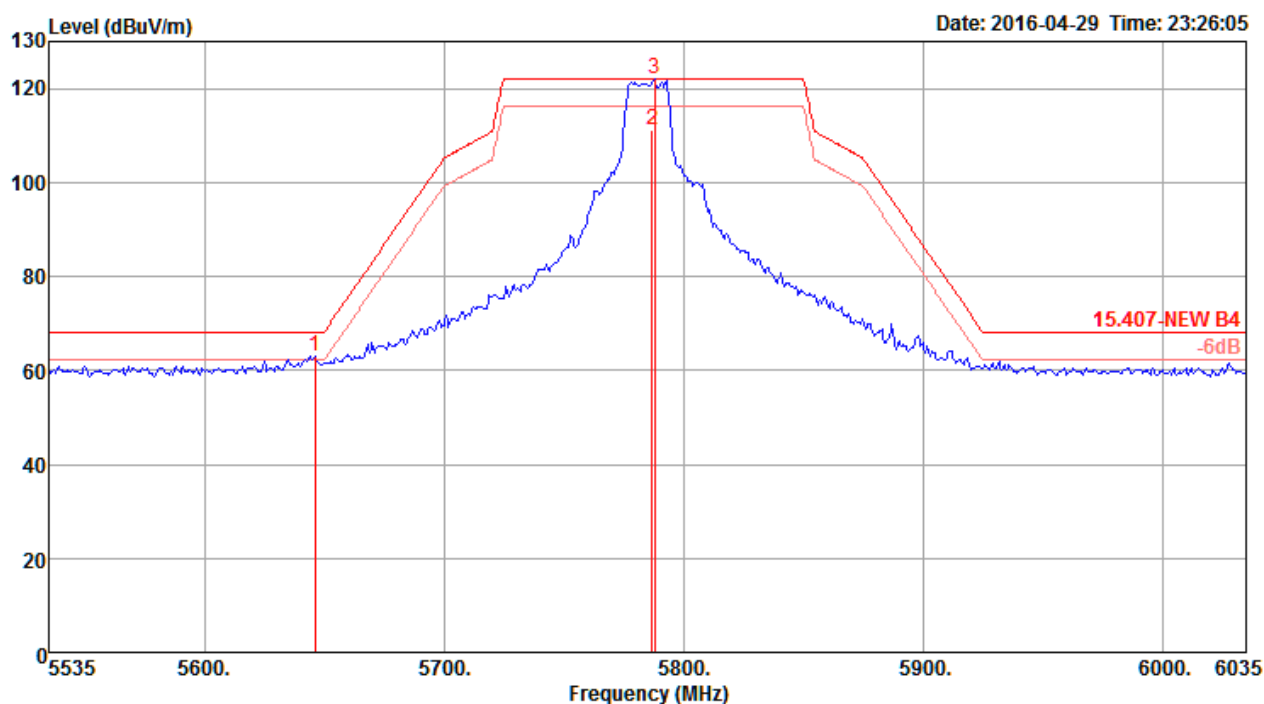


	Freq	Level	Limit	Over	Read	CableAntenna	Preamp	T/Pos	A/Pos	Remark	Pol/Phase
	MHz	dBuV/m	dBuV/m	dB	dBuV	dB	dB/m	dB	deg	cm	
1	5646.00	68.18	68.20	-0.02	60.51	7.92	34.25	34.50	185	181 Peak	VERTICAL
2	5747.00	121.99			114.10	7.86	34.55	34.52	185	181 Peak	VERTICAL
3	5747.00	111.34			103.45	7.86	34.55	34.52	185	181 Average	VERTICAL

Item 2, 3 are the fundamental frequency at 5745 MHz.

Note: Both antenna polarizations have been tested and only the worst case was recorded in test report.

Channel 157

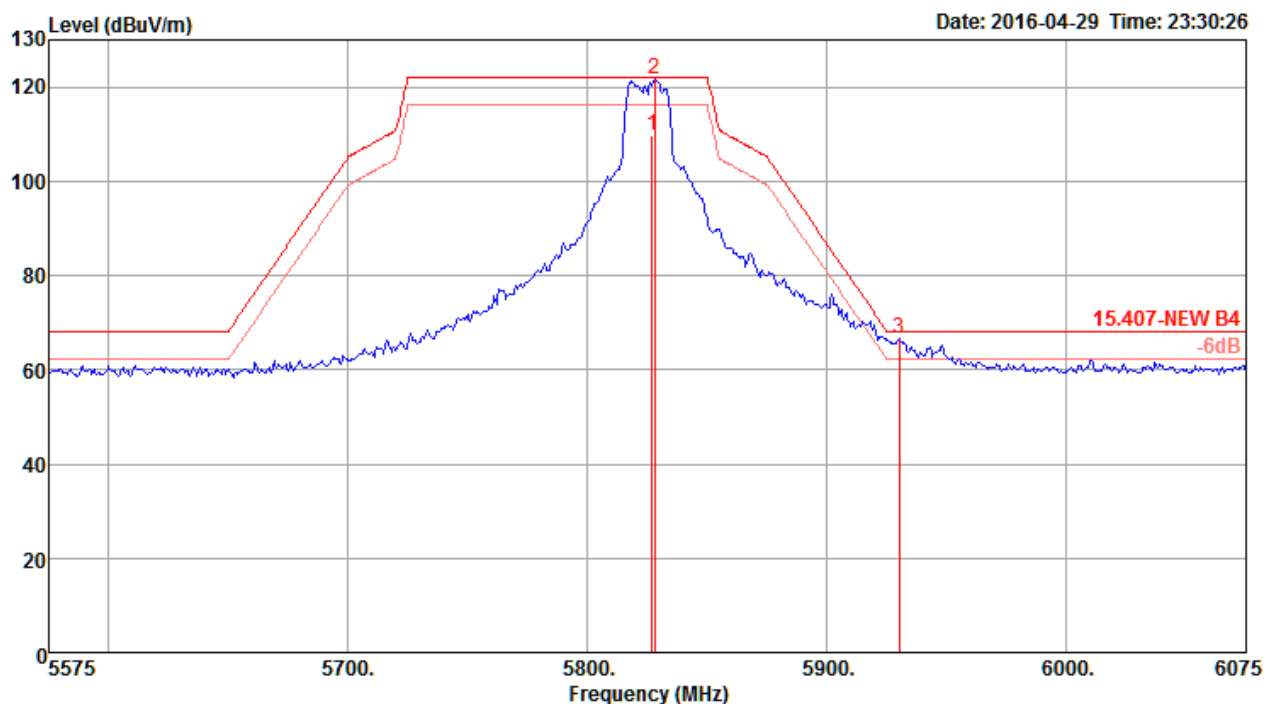


	Freq	Level	Limit	Over	Read	CableAntenna	Preamp	T/Pos	A/Pos	Remark	Pol/Phase
	MHz	dBuV/m	dBuV/m	dB	dBuV	dB	dB/m	dB	deg	cm	
1	5646.00	62.92	68.20	-5.28	55.25	7.92	34.25	34.50	177	168 Peak	VERTICAL
2	5787.00	111.24			103.28	7.84	34.65	34.53	177	168 Average	VERTICAL
3	5788.00	122.10			114.14	7.84	34.65	34.53	177	168 Peak	VERTICAL

Item 2, 3 are the fundamental frequency at 5785 MHz.

Note: Both antenna polarizations have been tested and only the worst case was recorded in test report.

Channel 165



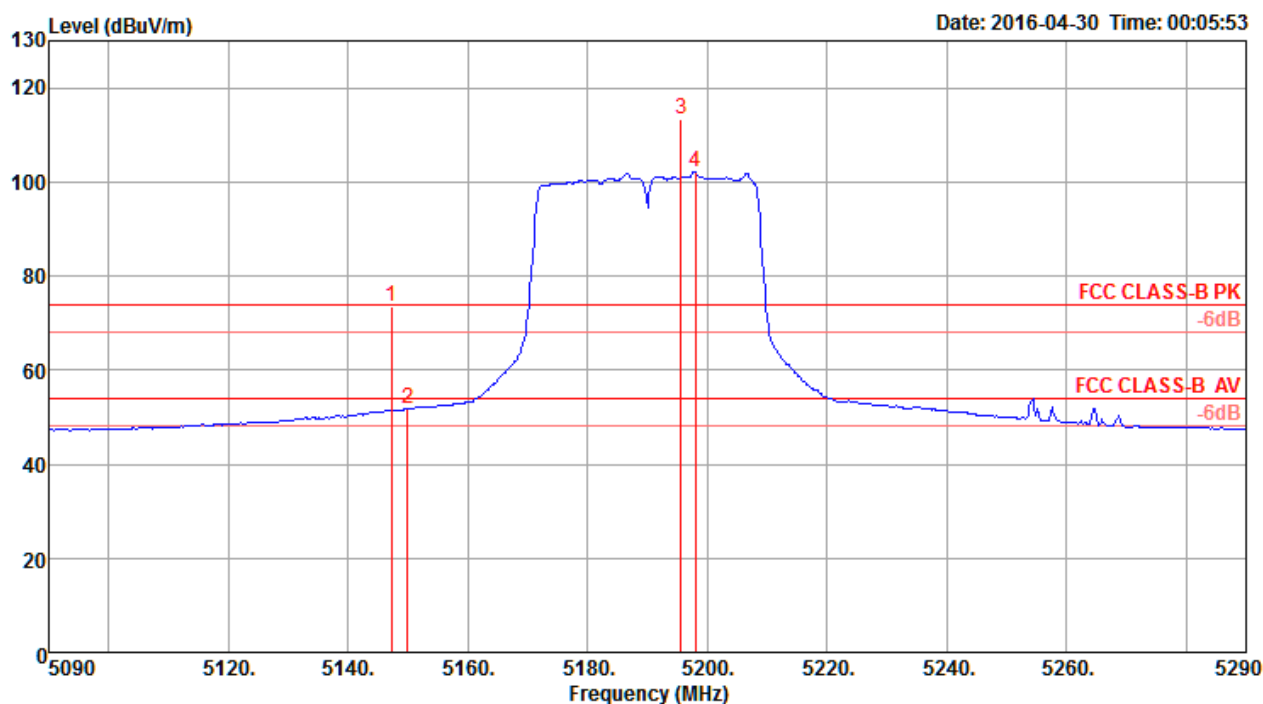
	Freq	Level	Limit	Over	Read	CableAntenna	Preamp	T/Pos	A/Pos	Remark	Pol/Phase
	MHz	dBuV/m	dBuV/m	dB	dBuV	dB	dB/m	dB	deg	cm	
1	5827.00	109.86			101.79	7.81	34.80	34.54	170	169 Average	HORIZONTAL
2	5828.00	121.66			113.59	7.81	34.80	34.54	170	169 Peak	HORIZONTAL
3	5930.00	66.73	68.20	-1.47	58.44	7.75	35.10	34.56	170	169 Peak	HORIZONTAL

Item 1, 2 are the fundamental frequency at 5825 MHz.

Note: Both antenna polarizations have been tested and only the worst case was recorded in test report.

Temperature	22°C	Humidity	56%
Test Engineer	Nyle Chang & Peter Wu & Gary Chu & DK Chang & Eddie Weng & Stim Song & Brain Sun	Configurations	IEEE 802.11ac MCS0/Nss4 VHT40 CH 38, 46 / Chain 1 + Chain 2 + Chain 3 + Chain 4
Test Mode	Mode 2		

Channel 38

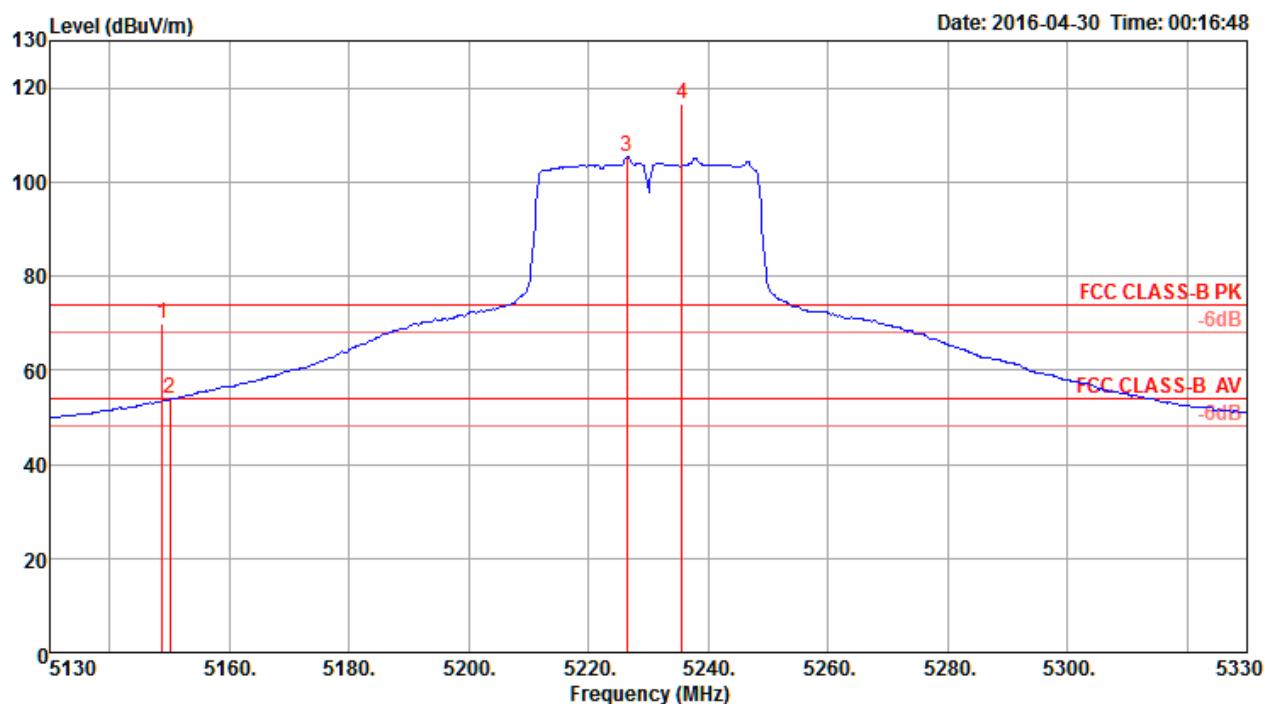


	Freq	Level	Limit	Over	Read	CableAntenna	Preamp	T/Pos	A/Pos	Remark	Pol/Phase
	MHz	dBuV/m	dBuV/m	dB	dBuV	dB	dB/m	dB	deg	cm	
1	5147.20	73.61	74.00	-0.39	66.87	7.90	33.31	34.47	195	187 Peak	HORIZONTAL
2	5150.00	51.73	54.00	-2.27	44.99	7.90	33.31	34.47	195	187 Average	HORIZONTAL
3	5195.60	113.48			106.59	7.98	33.38	34.47	195	187 Peak	HORIZONTAL
4	5198.00	102.29			95.40	7.98	33.38	34.47	195	187 Average	HORIZONTAL

Item 3, 4 are the fundamental frequency at 5190 MHz.

Note: Both antenna polarizations have been tested and only the worst case was recorded in test report.

Channel 46



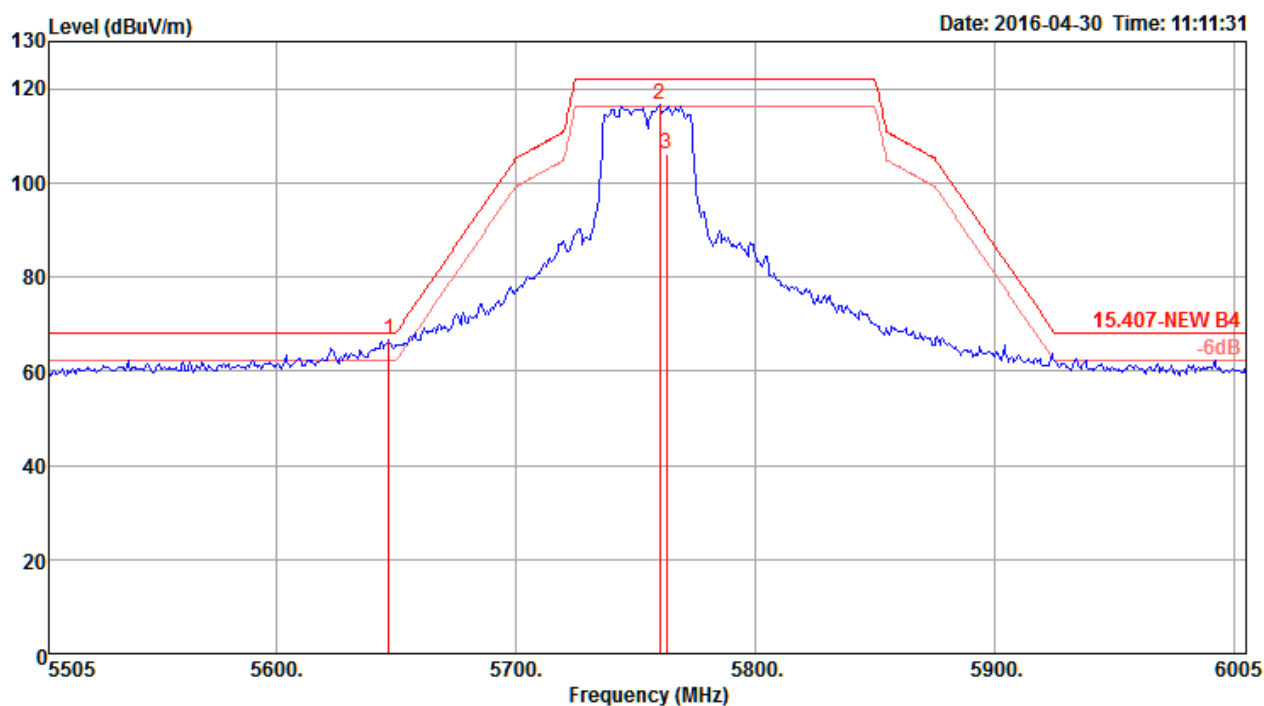
	Freq	Level	Limit	Over	Read	CableAntenna	Preampl	T/Pos	A/Pos	Remark	Pol/Phase
	MHz	dBuV/m	dBuV/m	dB	dBuV	dB	dB/m	dB	deg	cm	
1	5148.80	69.85	74.00	-4.15	63.11	7.90	33.31	34.47	185	173	Peak
2	5150.00	53.91	54.00	-0.09	47.17	7.90	33.31	34.47	185	173	Average
3	5226.40	105.35			98.44	7.96	33.42	34.47	185	173	Average
4	5235.60	116.46			109.54	7.95	33.44	34.47	185	173	Peak

Item 3, 4 are the fundamental frequency at 5230 MHz.

Note: Both antenna polarizations have been tested and only the worst case was recorded in test report.

Temperature	22°C	Humidity	56%
Test Engineer	Nyle Chang & Peter Wu & Gary Chu & DK Chang & Eddie Weng & Stim Song & Brain Sun	Configurations	IEEE 802.11ac MCS0/Nss4 VHT40 CH 151, 159 / Chain 1 + Chain 2 + Chain 3 + Chain 4
Test Mode	Mode 2		

Channel 151

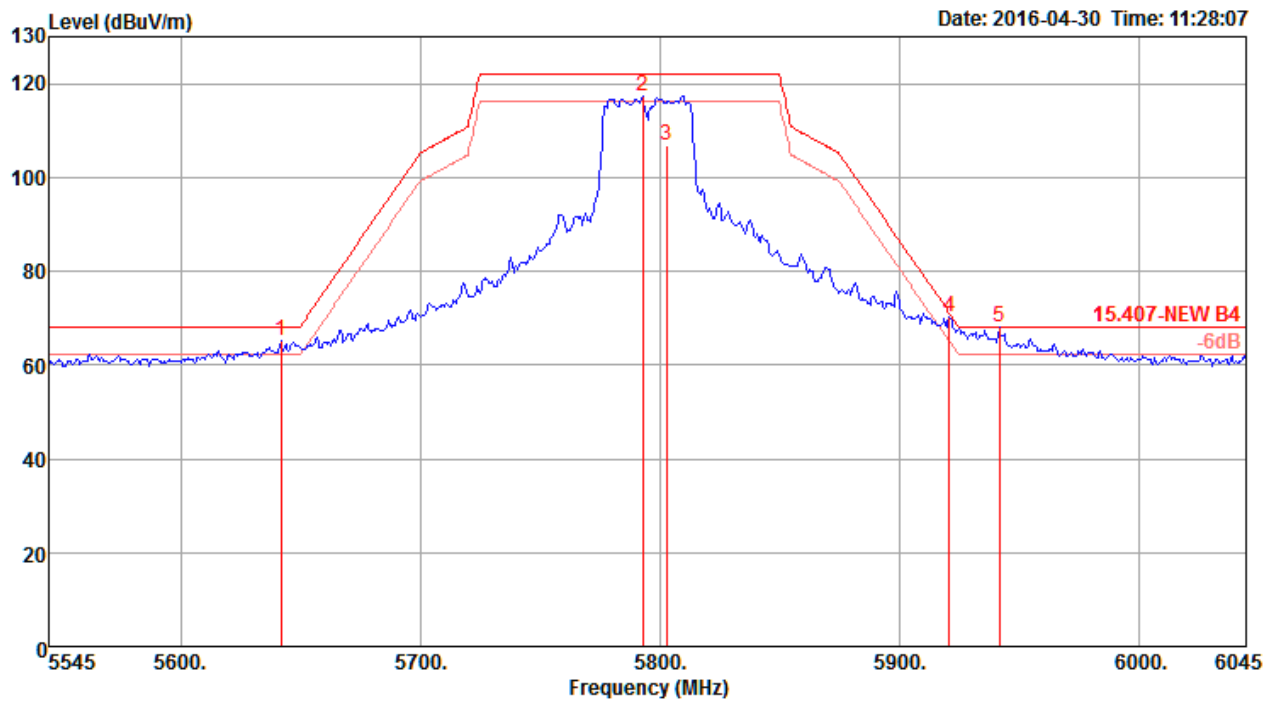


	Freq	Level	Limit	Over	Read	CableAntenna	Preamp	T/Pos	A/Pos	Remark	Pol/Phase
	MHz	dBuV/m	dBuV/m	dB	dBuV	dB	dB/m	dB	deg	cm	
1	5647.00	66.64	68.20	-1.56	58.97	7.92	34.25	34.50	172	188 Peak	VERTICAL
2	5760.00	116.60			108.67	7.85	34.60	34.52	172	188 Average	VERTICAL
3	5763.00	106.13			98.20	7.85	34.60	34.52	172	188 Peak	VERTICAL

Item 2, 3 are the fundamental frequency at 5755 MHz.

Note: Both antenna polarizations have been tested and only the worst case was recorded in test report.

Channel 159



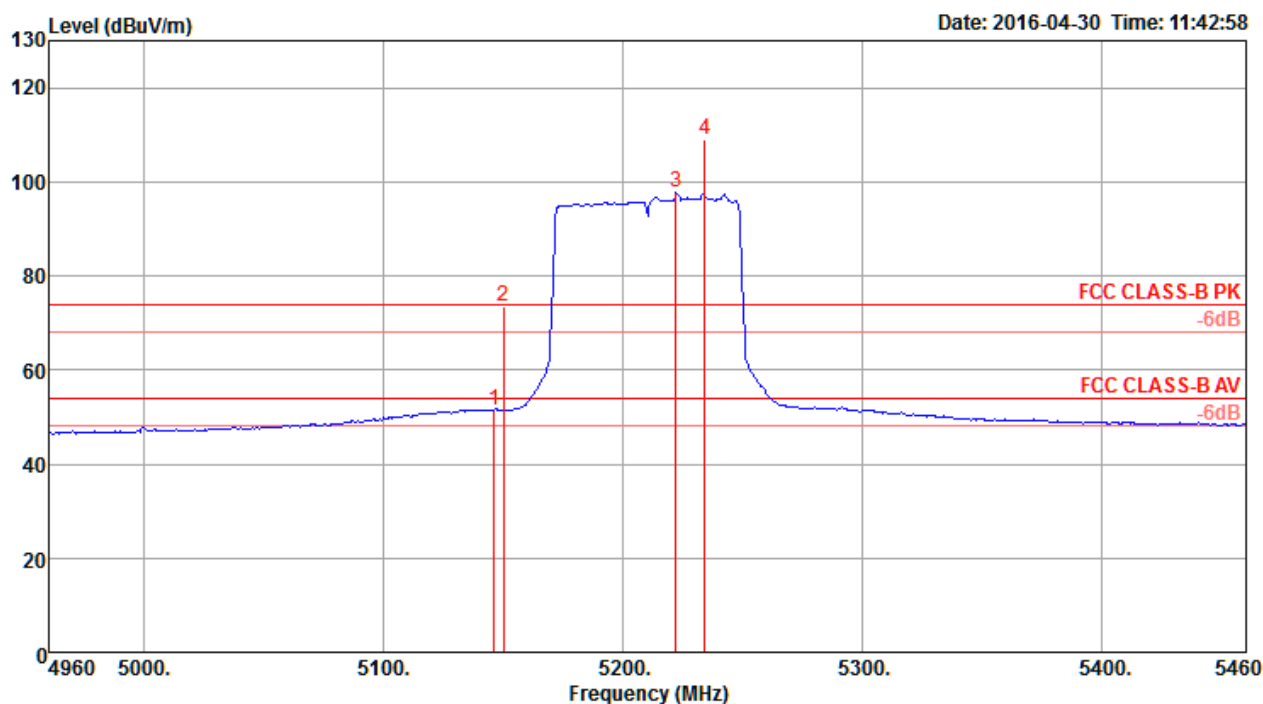
	Freq	Level	Limit	Over	Read	CableAntenna	Preamp	T/Pos	A/Pos	Remark	Pol/Phase
	MHz	dBuV/m	dBuV/m	dB	dBuV	dB	dB/m	dB	deg	cm	
1	5642.00	65.18	68.20	-3.02	57.51	7.92	34.25	34.50	181	170 Peak	VERTICAL
2	5793.00	117.37			109.37	7.83	34.70	34.53	181	170 Peak	VERTICAL
3	5803.00	106.76			98.76	7.83	34.70	34.53	181	170 Average	VERTICAL
4	5921.00	70.12	71.15	-1.03	61.87	7.76	35.05	34.56	181	170 Peak	VERTICAL
5	5942.00	67.93	68.20	-0.27	59.60	7.74	35.15	34.56	181	170 Peak	VERTICAL

Item 2, 3 are the fundamental frequency at 5795 MHz.

Note: Both antenna polarizations have been tested and only the worst case was recorded in test report.

Temperature	22°C	Humidity	56%
Test Engineer	Nyle Chang & Peter Wu & Gary Chu & DK Chang & Eddie Weng & Stim Song & Brain Sun	Configurations	IEEE 802.11ac MCS0/Nss4 VHT80 CH 42, 155 / Chain 1 + Chain 2 + Chain 3 + Chain 4
Test Mode	Mode 2		

Channel 42

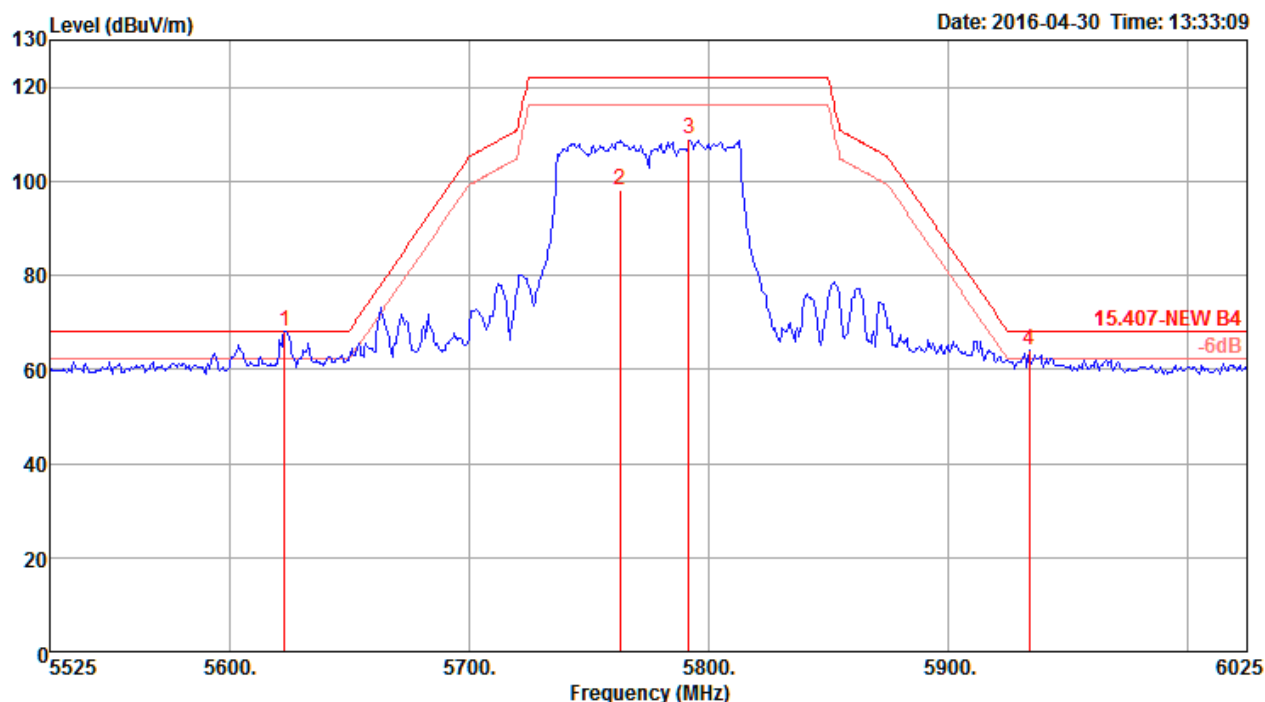


	Freq	Level	Limit	Over	Read	Cable	Antenna	Preamp	T/Pos	A/Pos	Remark	Pol/Phase
	MHz	dBuV/m	dBuV/m	dB	dBuV	dB	dB/m	dB	deg	cm		
1	5146.00	51.58	54.00	-2.42	44.84	7.90	33.31	34.47	172	184	Average	HORIZONTAL
2	5150.00	73.39	74.00	-0.61	66.65	7.90	33.31	34.47	172	184	Peak	HORIZONTAL
3	5222.00	97.65			90.74	7.96	33.42	34.47	172	184	Average	HORIZONTAL
4	5234.00	108.89			101.97	7.95	33.44	34.47	172	184	Peak	HORIZONTAL

Item 3, 4 are the fundamental frequency at 5210 MHz.

Note: Both antenna polarizations have been tested and only the worst case was recorded in test report.

Channel 155



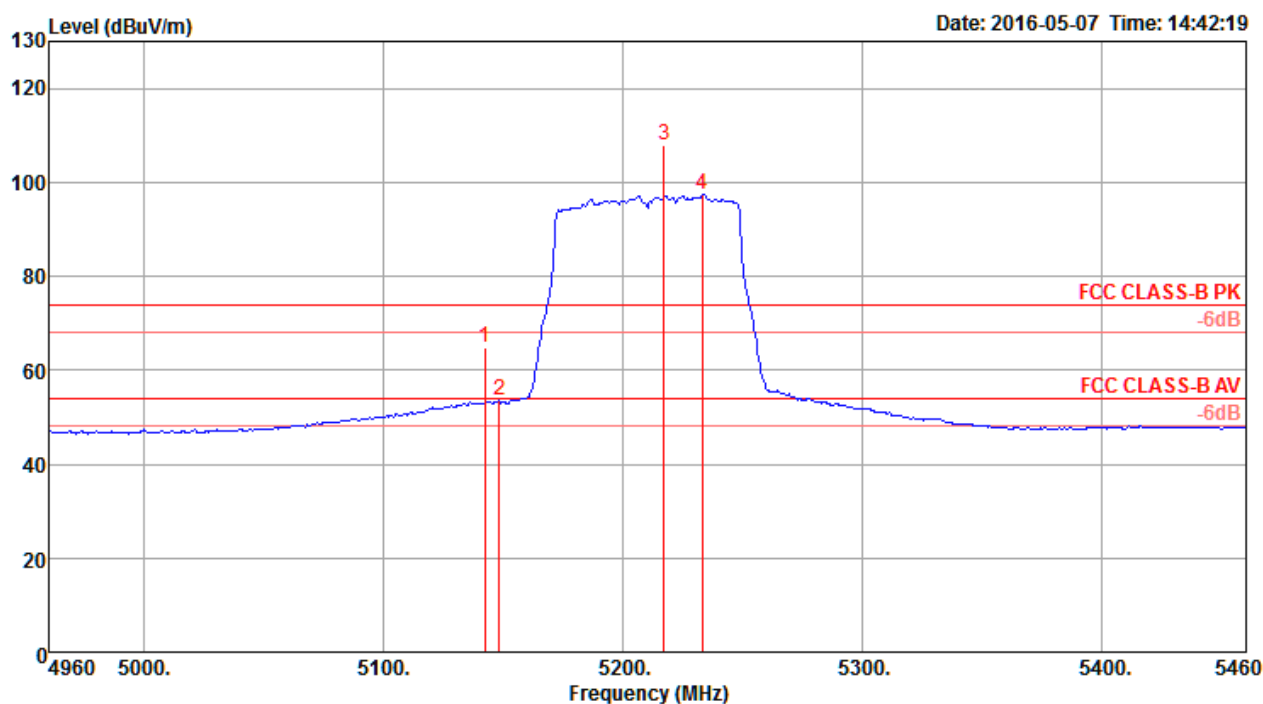
	Freq	Level	Limit	Over	Read	Cable	Antenna	Preamp	T/Pos	A/Pos	Remark	Pol/Phase
	MHz	dBuV/m	dBuV/m	dB	dBuV	dB	dB/m	dB	deg	cm		
1	5623.00	68.10	68.20	-0.10	60.51	7.94	34.15	34.50	181	167	Peak	HORIZONTAL
2	5763.00	98.15			90.22	7.85	34.60	34.52	181	167	Average	HORIZONTAL
3	5792.00	108.97			100.97	7.83	34.70	34.53	181	167	Peak	HORIZONTAL
4	5934.00	63.96	68.20	-4.24	55.67	7.75	35.10	34.56	181	167	Peak	HORIZONTAL

Item 2, 3 are the fundamental frequency at 5775 MHz.

Note: Both antenna polarizations have been tested and only the worst case was recorded in test report.

Temperature	22°C	Humidity	56%
Test Engineer	Nyle Chang & Peter Wu & Gary Chu & DK Chang & Eddie Weng & Stim Song & Brain Sun	Configurations	IEEE 802.11ac MCS0/Nss2 VHT80+80 Type 1 / CH 42+155 / Chain 1 + Chain 2 + Chain 3 + Chain 4
Test Mode	Mode 2		

Channel 42

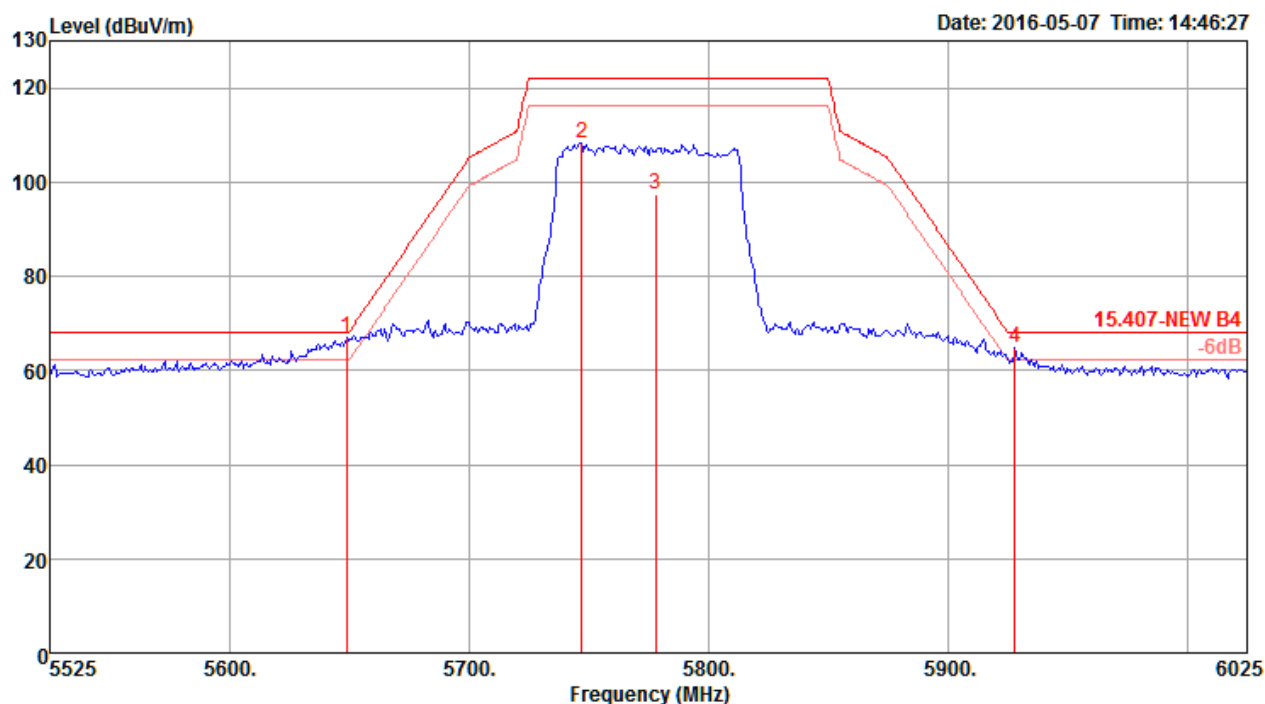


	Freq	Level	Limit	Over	Read	CableAntenna	Preamp	T/Pos	A/Pos	Remark	Pol/Phase
	MHz	dBuV/m	dBuV/m	dB	dBuV	dB	dB/m	dB	deg	cm	
1	5142.00	64.83	74.00	-9.17	58.09	7.90	33.31	34.47	173	197 Peak	VERTICAL
2	5148.00	53.55	54.00	-0.45	46.81	7.90	33.31	34.47	173	197 Average	VERTICAL
3	5217.00	108.09			101.18	7.96	33.42	34.47	173	197 Peak	VERTICAL
4	5233.00	97.48			90.56	7.95	33.44	34.47	173	197 Average	VERTICAL

Item 3, 4 are the fundamental frequency at 5210 MHz.

Note: Both antenna polarizations have been tested and only the worst case was recorded in test report.

Channel 155



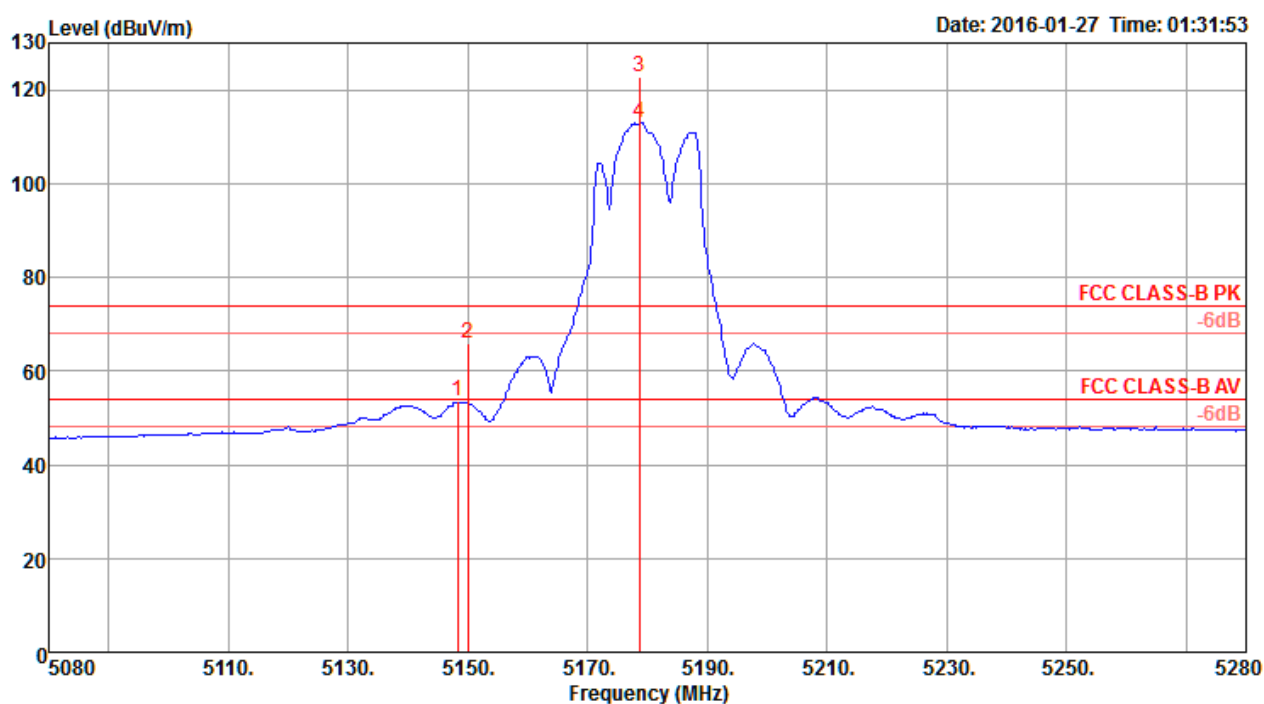
	Freq	Level	Limit	Over	Read	CableAntenna	Preamp	T/Pos	A/Pos	Remark	Pol/Phase
	MHz	dBuV/m	dBuV/m	dB	dBuV	dB	dB/m	dB	deg	cm	
1	5649.00	66.91	68.20	-1.29	59.24	7.92	34.25	34.50	188	229 Peak	HORIZONTAL
2	5747.00	108.30			100.41	7.86	34.55	34.52	188	229 Peak	HORIZONTAL
3	5778.00	97.34			89.38	7.84	34.65	34.53	188	229 Average	HORIZONTAL
4	5928.00	64.74	68.20	-3.46	56.45	7.75	35.10	34.56	188	229 Peak	HORIZONTAL

Item 2, 3 are the fundamental frequency at 5775 MHz.

Note: Both antenna polarizations have been tested and only the worst case was recorded in test report.

Temperature	22°C	Humidity	56%
Test Engineer	Nyle Chang & Peter Wu & Gary Chu & DK Chang & Eddie Weng & Stim Song & Brain Sun	Configurations	IEEE 802.11a CH 36, 40, 48 / Chain 1 + Chain 2 + Chain 3 + Chain 4
Test Mode	Mode 3		

Channel 36

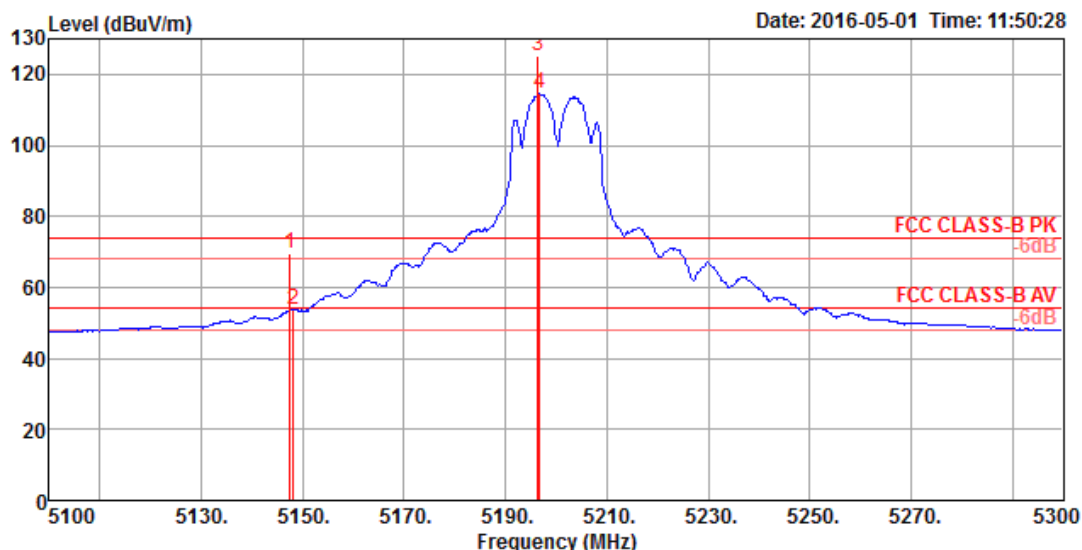


	Freq	Level	Limit	Over	Read	Cable	Antenna	Preamp	T/Pos	A/Pos	Remark	Pol/Phase
	MHz	dBuV/m	dBuV/m	dB	dBuV	dB	dB/m	dB	deg	cm		
1	5148.27	53.53	54.00	-0.47	48.58	6.11	33.31	34.47	359	183	Average	HORIZONTAL
2	5150.00	65.93	74.00	-8.07	60.98	6.11	33.31	34.47	359	183	Peak	HORIZONTAL
3	5178.72	122.72			117.67	6.17	33.35	34.47	359	183	Peak	HORIZONTAL
4	5178.72	112.88			107.83	6.17	33.35	34.47	359	183	Average	HORIZONTAL

Item 3, 4 are the fundamental frequency at 5180 MHz.

Note: Both antenna polarizations have been tested and only the worst case was recorded in test report.

Channel 40

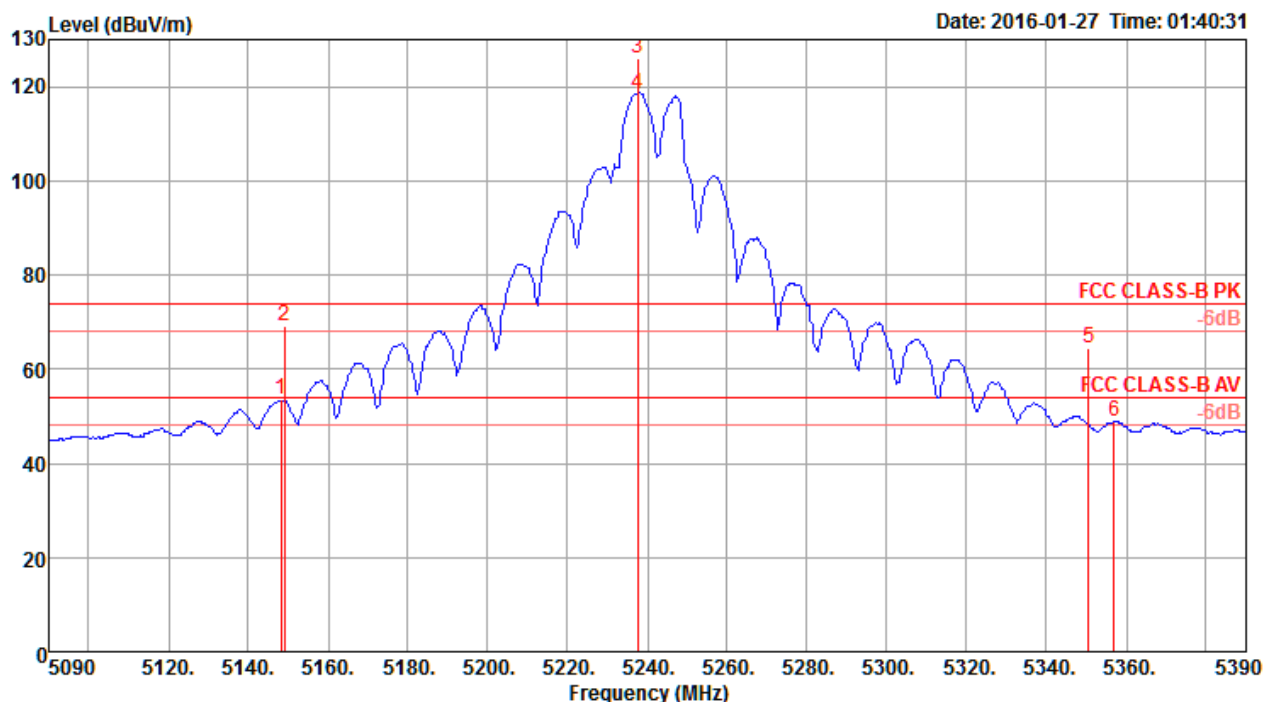


	Freq	Level	Limit	Over	Read	CableAntenna	Preamp	A/Pos	T/Pos	Remark	Pol/Phase
	MHz	dBuV/m	dBuV/m	dB	dBuV	dB	dB/m	dB	cm	deg	
1	5147.44	69.72	74.00	-4.28	65.17	7.88	33.17	36.50	190	8 Peak	VERTICAL
2	5148.08	53.82	54.00	-0.18	49.27	7.88	33.17	36.50	190	8 Average	VERTICAL
3	5196.47	125.23			120.55	7.92	33.25	36.49	190	8 Peak	VERTICAL
4	5196.80	114.48			109.80	7.92	33.25	36.49	190	8 Average	VERTICAL

Item 3, 4 are the fundamental frequency at 5200 MHz.

Note: Both antenna polarizations have been tested and only the worst case was recorded in test report.

Channel 48



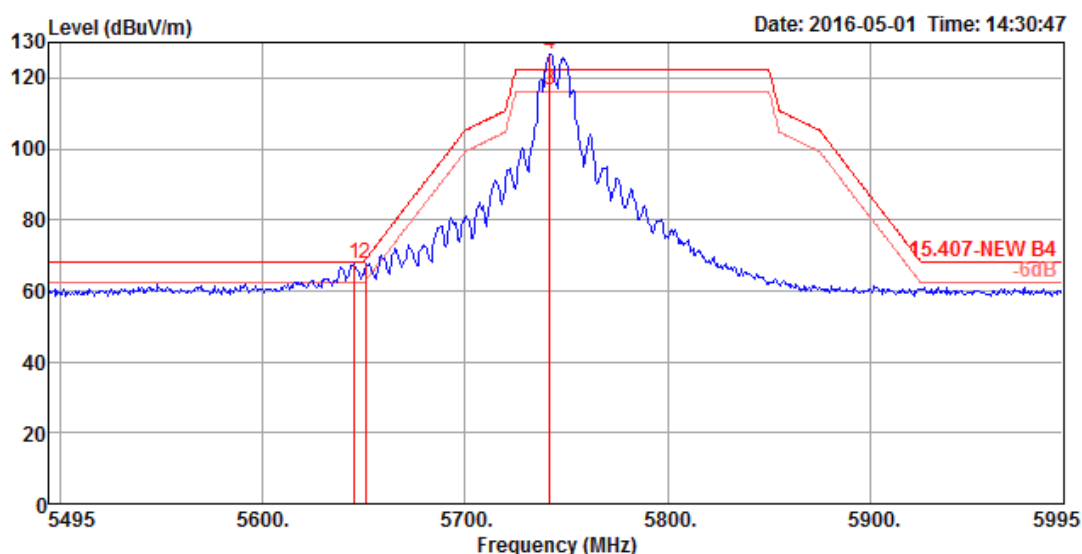
	Freq	Level	Limit	Over	Read	Cable	Antenna	Preamp	T/Pos	A/Pos	Remark	Pol/Phase
	MHz	dBuV/m	dBuV/m	Limit	Level	Loss	Factor	Factor	deg	cm		
1	5148.17	53.58	54.00	-0.42	48.63	6.11	33.31	34.47	356	193	Average	HORIZONTAL
2	5149.14	69.25	74.00	-4.75	64.30	6.11	33.31	34.47	356	193	Peak	HORIZONTAL
3	5237.60	126.16			120.87	6.32	33.44	34.47	356	193	Peak	HORIZONTAL
4	5237.60	118.57			113.28	6.32	33.44	34.47	356	193	Average	HORIZONTAL
5	5350.58	64.38	74.00	-9.62	58.68	6.58	33.59	34.47	356	193	Peak	HORIZONTAL
6	5356.83	48.80	54.00	-5.20	43.04	6.62	33.61	34.47	356	193	Average	HORIZONTAL

Item 3, 4 are the fundamental frequency at 5240 MHz.

Note: Both antenna polarizations have been tested and only the worst case was recorded in test report.

Temperature	22°C	Humidity	56%
Test Engineer	Nyle Chang & Peter Wu & Gary Chu & DK Chang & Eddie Weng & Stim Song & Brain Sun	Configurations	IEEE 802.11a CH 149, 157, 165 / Chain 1 + Chain 2 + Chain 3 + Chain 4
Test Mode	Mode 3		

Channel 149

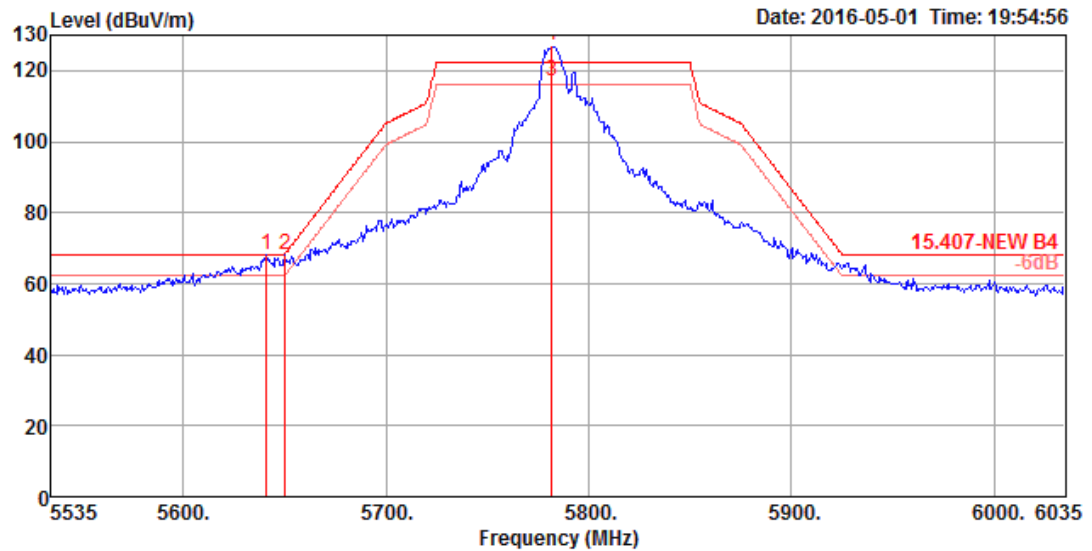


	Freq	Level	Limit	Over	Read	Cable	Antenna	Preamp	A/Pos	T/Pos	Remark	Pol/Phase
	MHz	dBuV/m	dBuV/m	dB	dBuV	dB	dB/m	dB	cm	deg		
1	5645.50	67.44	68.20	-0.76	61.16	8.45	34.22	36.39	197		1 Peak	VERTICAL
2	5651.00	67.61	68.94	-1.33	61.33	8.45	34.22	36.39	197		1 Peak	VERTICAL
3	5741.80	116.36			109.81	8.42	34.50	36.37	197		1 Average	VERTICAL
4	5741.80	126.86			120.31	8.42	34.50	36.37	197		1 Peak	VERTICAL

Item 3, 4 are the fundamental frequency at 5745 MHz.

Note: Both antenna polarizations have been tested and only the worst case was recorded in test report.

Channel 157

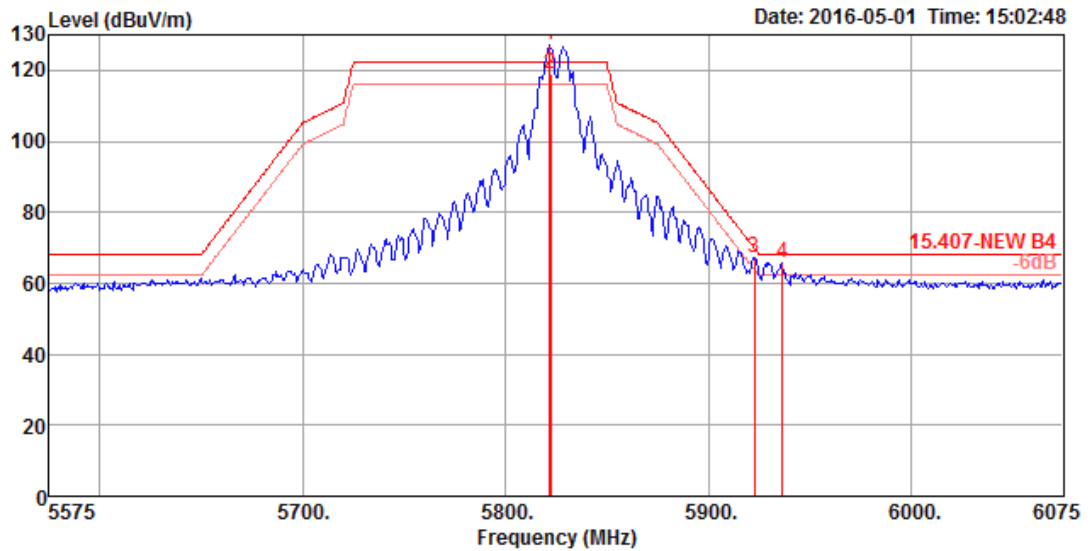


	Freq	Level	Limit	Over	Read	CableAntenna	Preamp	A/Pos	T/Pos	Remark	Pol/Phase
	MHz	dBuV/m	dBuV/m	dB	dBuV	dB	dB/m	dB	cm	deg	
1	5641.00	68.06	68.20	-0.14	61.78	8.45	34.22	36.39	190	358 Peak	HORIZONTAL
2	5650.50	68.26	68.57	-0.31	61.98	8.45	34.22	36.39	190	358 Peak	HORIZONTAL
3	5781.80	117.12			110.48	8.41	34.59	36.36	190	358 Average	HORIZONTAL
4	5781.80	127.21			120.57	8.41	34.59	36.36	190	358 Peak	HORIZONTAL

Item 3, 4 are the fundamental frequency at 5785 MHz.

Note: Both antenna polarizations have been tested and only the worst case was recorded in test report.

Channel 165



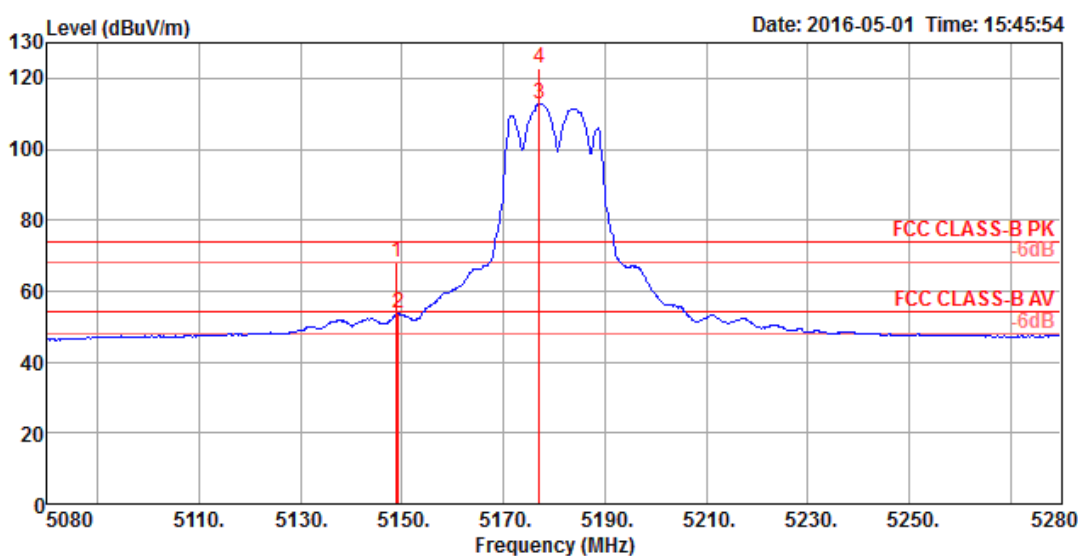
	Freq	Level	Limit	Over	Read	CableAntenna	Preamp	A/Pos	T/Pos	Remark	Pol/Phase
	MHz	dBuV/m	dBuV/m	dB	dBuV	dB	dB/m	dB	cm	deg	
1	5821.80	127.22			120.47	8.40	34.69	36.34	189	0 Peak	VERTICAL
2	5822.21	118.81			112.06	8.40	34.69	36.34	189	0 Average	VERTICAL
3	5923.00	67.31	69.67	-2.36	60.29	8.38	34.97	36.33	189	0 Peak	VERTICAL
4	5936.50	65.92	68.20	-2.28	58.87	8.37	35.01	36.33	189	0 Peak	VERTICAL

Item 1, 2 are the fundamental frequency at 5825 MHz.

Note: Both antenna polarizations have been tested and only the worst case was recorded in test report.

Temperature	22°C	Humidity	56%
Test Engineer	Nyle Chang & Peter Wu & Gary Chu & DK Chang & Eddie Weng & Stim Song & Brain Sun	Configurations	IEEE 802.11ac MCS0/Nss1 VHT20 CH 36, 40, 48 / Chain 1 + Chain 2 + Chain 3 + Chain 4
Test Mode	Mode 3		

Channel 36

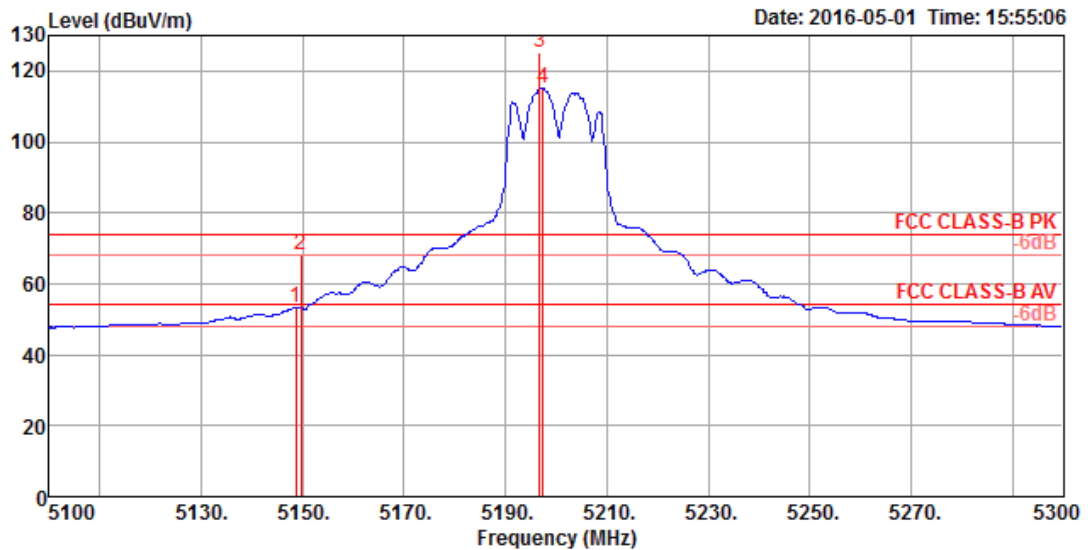


	Freq	Level	Limit	Over	Read	Cable	Antenna	Preamp	A/Pos	T/Pos	Remark	Pol/Phase
	MHz	dBuV/m	dBuV/m	dB	dBuV	dB	dB/m	dB	cm	deg		
1	5148.91	68.30	74.00	-5.70	63.75	7.88	33.17	36.50	180	17	Peak	VERTICAL
2	5149.20	53.68	54.00	-0.32	49.13	7.88	33.17	36.50	180	17	Average	VERTICAL
3	5177.12	112.79			108.14	7.91	33.23	36.49	180	17	Average	VERTICAL
4	5177.12	123.01			118.36	7.91	33.23	36.49	180	17	Peak	VERTICAL

Item 3, 4 are the fundamental frequency at 5180 MHz.

Note: Both antenna polarizations have been tested and only the worst case was recorded in test report.

Channel 40

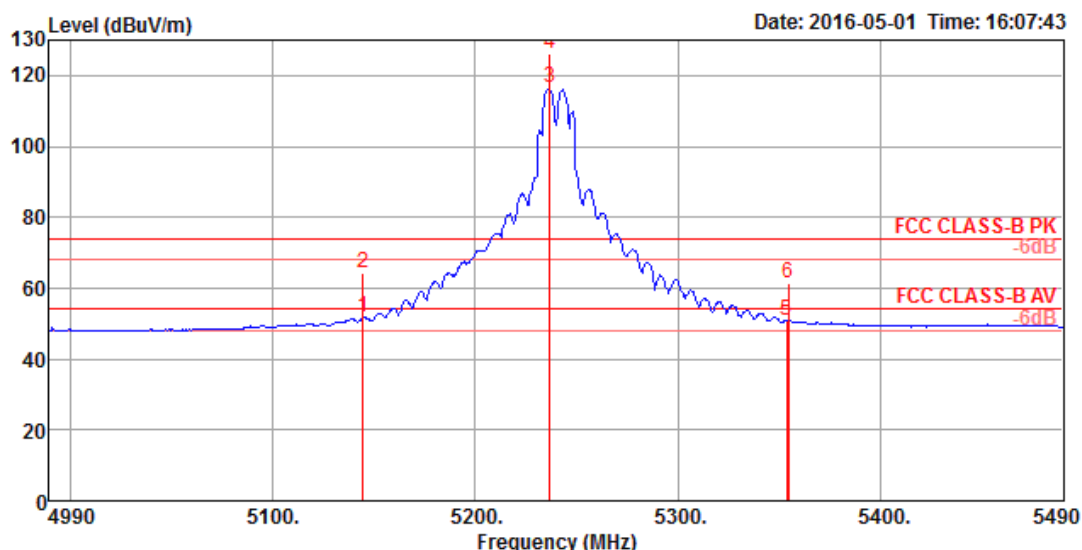


	Freq	Level	Limit	Over	Read	CableAntenna	Preamp	A/Pos	T/Pos	Remark	Pol/Phase
	MHz	dBuV/m	dBuV/m	dB	dBuV	dB	dB/m	dB	cm	deg	
1	5148.72	53.17	54.00	-0.83	48.62	7.88	33.17	36.50	195	9 Average	VERTICAL
2	5149.68	68.12	74.00	-5.88	63.57	7.88	33.17	36.50	195	9 Peak	VERTICAL
3	5196.80	125.12			120.44	7.92	33.25	36.49	195	9 Peak	VERTICAL
4	5197.44	115.14			110.46	7.92	33.25	36.49	195	9 Average	VERTICAL

Item 3, 4 are the fundamental frequency at 5200 MHz.

Note: Both antenna polarizations have been tested and only the worst case was recorded in test report.

Channel 48



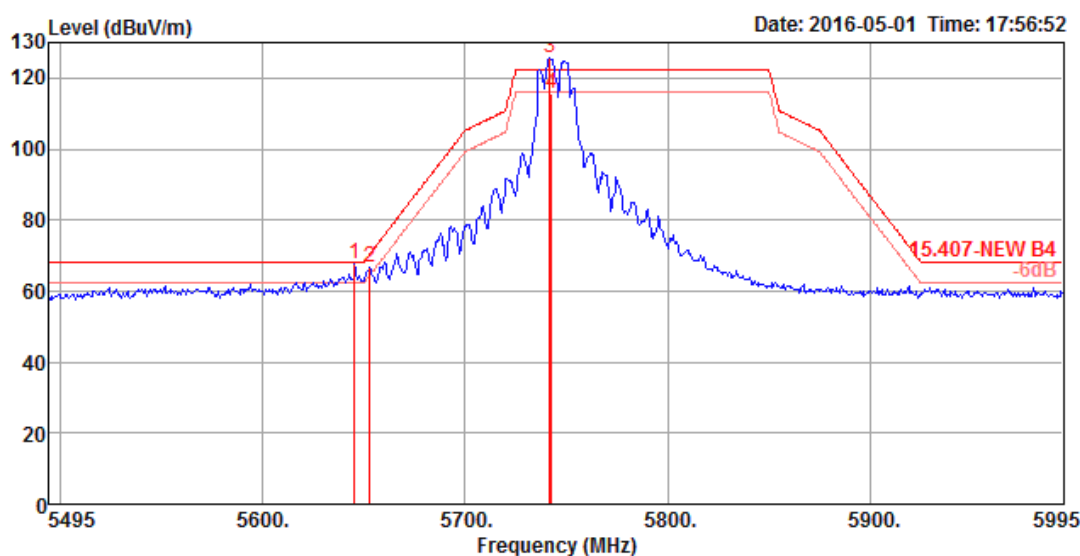
	Freq	Level	Limit	Over	Read	CableAntenna	Preamp	A/Pos	T/Pos	Remark	Pol/Phase
	MHz	dBuV/m	dBuV/m	dB	dBuV	dB	dB/m	dB	cm	deg	
1	5144.65	51.65	54.00	-2.35	47.10	7.88	33.17	36.50	194	10 Average	VERTICAL
2	5144.65	64.07	74.00	-9.93	59.52	7.88	33.17	36.50	194	10 Peak	VERTICAL
3	5236.80	116.48			111.71	7.91	33.34	36.48	194	10 Average	VERTICAL
4	5236.80	125.99			121.22	7.91	33.34	36.48	194	10 Peak	VERTICAL
5	5353.78	51.00	54.00	-3.00	46.05	7.88	33.53	36.46	194	10 Average	VERTICAL
6	5354.58	61.62	74.00	-12.38	56.65	7.88	33.55	36.46	194	10 Peak	VERTICAL

Item 3, 4 are the fundamental frequency at 5240 MHz.

Note: Both antenna polarizations have been tested and only the worst case was recorded in test report.

Temperature	22°C	Humidity	56%
Test Engineer	Nyle Chang & Peter Wu & Gary Chu & DK Chang & Eddie Weng & Stim Song & Brain Sun	Configurations	IEEE 802.11ac MCS0/Nss1 VHT20 CH 149, 157, 165 / Chain 1 + Chain 2 + Chain 3 + Chain 4
Test Mode	Mode 3		

Channel 149

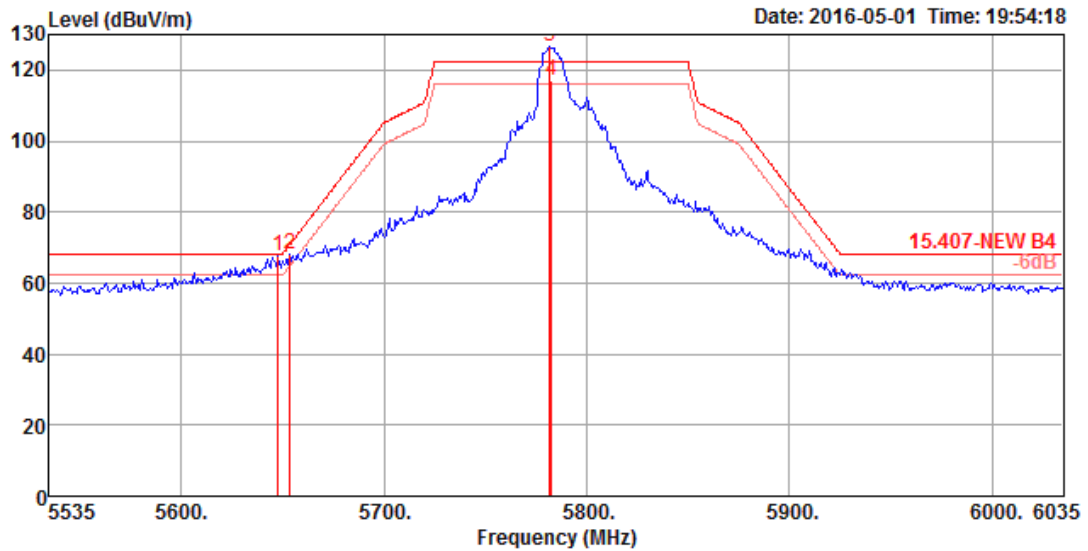


	Freq	Level	Limit	Over	Read	CableAntenna	Preamp	A/Pos	T/Pos	Remark	Pol/Phase
	MHz	dBuV/m	dBuV/m	dB	dBuV	dB	dB/m	dB	cm	deg	
1	5645.50	67.43	68.20	-0.77	61.15	8.45	34.22	36.39	198	2 Peak	VERTICAL
2	5653.00	66.51	70.43	-3.92	60.23	8.45	34.22	36.39	198	2 Peak	VERTICAL
3	5741.80	125.58			119.03	8.42	34.50	36.37	198	2 Peak	VERTICAL
4	5742.60	115.60			109.05	8.42	34.50	36.37	198	2 Average	VERTICAL

Item 3, 4 are the fundamental frequency at 5745 MHz.

Note: Both antenna polarizations have been tested and only the worst case was recorded in test report.

Channel 157

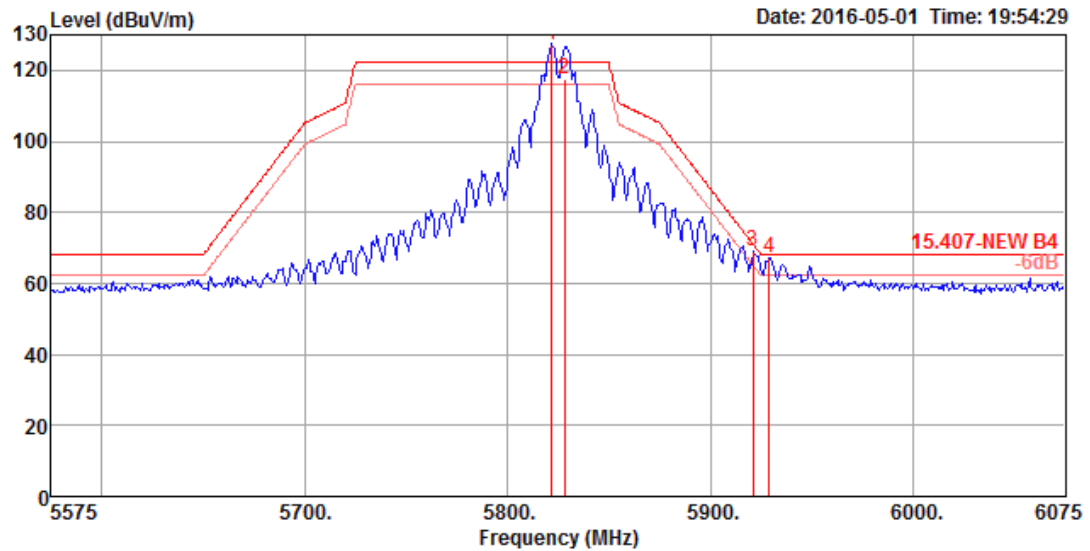


	Freq	Level	Limit	Over	Read	CableAntenna	Preamp	A/Pos	T/Pos	Remark	Pol/Phase
	MHz	dBuV/m	dBuV/m	dB	dBuV	dB	dB/m	dB	cm	deg	
1	5648.00	67.42	68.20	-0.78	61.14	8.45	34.22	36.39	194	357 Peak	HORIZONTAL
2	5653.50	67.98	70.80	-2.82	61.70	8.45	34.22	36.39	194	357 Peak	HORIZONTAL
3	5782.00	126.84			120.20	8.41	34.59	36.36	194	357 Peak	HORIZONTAL
4	5782.60	117.09			110.45	8.41	34.59	36.36	194	357 Average	HORIZONTAL

Item 3, 4 are the fundamental frequency at 5785 MHz.

Note: Both antenna polarizations have been tested and only the worst case was recorded in test report.

Channel 165



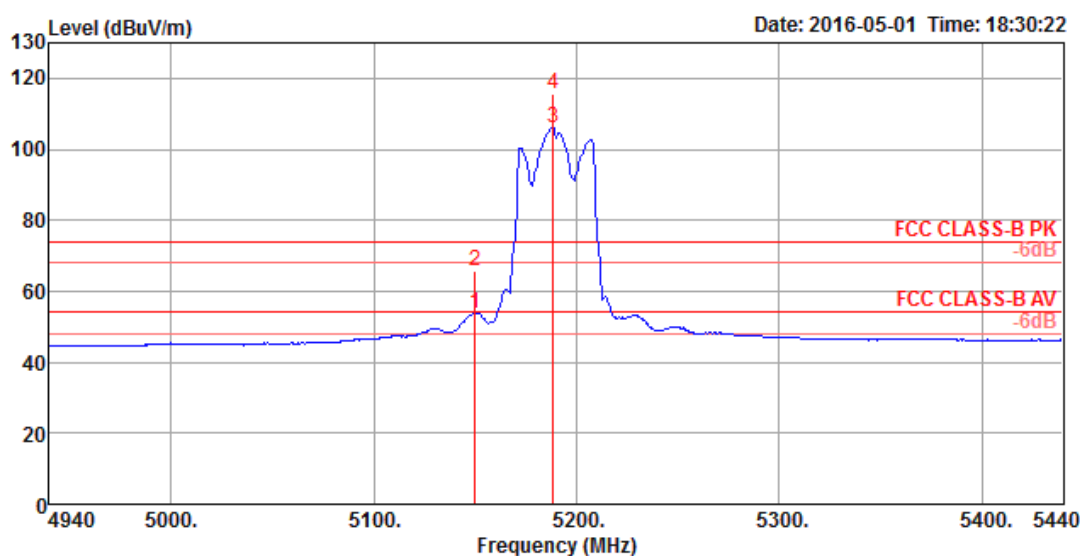
	Freq	Level	Limit	Over	Read	CableAntenna	Preamp	A/Pos	T/Pos	Remark	Pol/Phase
	MHz	dBuV/m	dBuV/m	dB	dBuV	dB	dB/m	dB	cm	deg	
1	5821.80	127.33			120.58	8.40	34.69	36.34	194	0 Peak	VERTICAL
2	5828.21	117.37			110.59	8.39	34.73	36.34	194	0 Average	VERTICAL
3	5921.00	69.22	71.15	-1.93	62.20	8.38	34.97	36.33	194	0 Peak	VERTICAL
4	5929.00	67.26	68.20	-0.94	60.21	8.37	35.01	36.33	194	0 Peak	VERTICAL

Item 1, 2 are the fundamental frequency at 5825 MHz.

Note: Both antenna polarizations have been tested and only the worst case was recorded in test report.

Temperature	22°C	Humidity	56%
Test Engineer	Nyle Chang & Peter Wu & Gary Chu & DK Chang & Eddie Weng & Stim Song & Brain Sun	Configurations	IEEE 802.11ac MCS0/Nss1 VHT40 CH 38, 46 / Chain 1 + Chain 2 + Chain 3 + Chain 4
Test Mode	Mode 3		

Channel 38

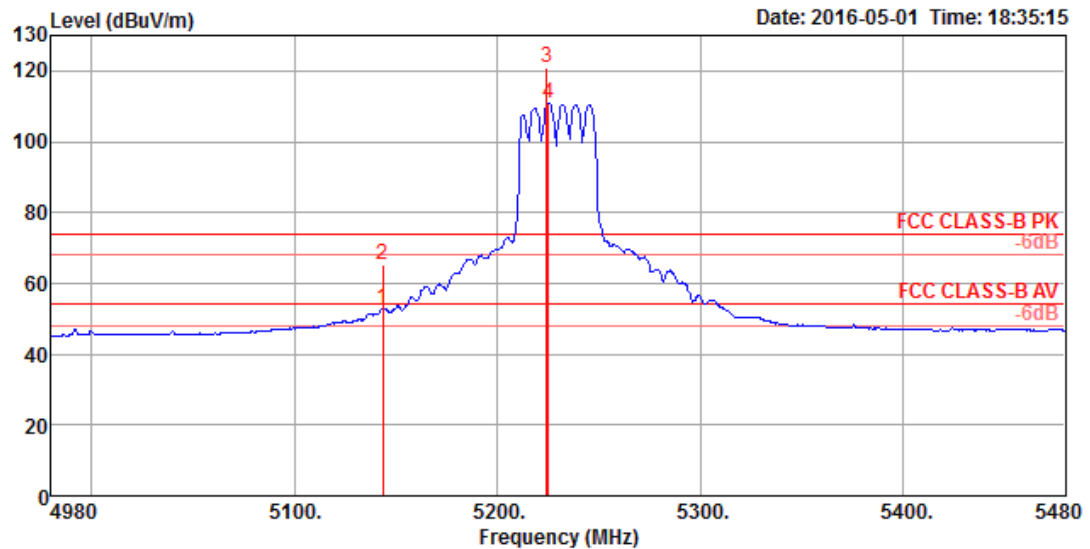


	Freq	Level	Limit	Over	Read	CableAntenna	Preamp	A/Pos	T/Pos	Remark	Pol/Phase
	MHz	dBuV/m	dBuV/m	dB	dBuV	dB	dB/m	dB	cm	deg	
1	5150.00	53.69	54.00	-0.31	49.14	7.88	33.17	36.50	173	356 Average	HORIZONTAL
2	5150.00	65.71	74.00	-8.29	61.16	7.88	33.17	36.50	173	356 Peak	HORIZONTAL
3	5188.40	106.15			101.47	7.92	33.25	36.49	173	356 Average	HORIZONTAL
4	5188.40	115.60			110.92	7.92	33.25	36.49	173	356 Peak	HORIZONTAL

Item 3, 4 are the fundamental frequency at 5190 MHz.

Note: Both antenna polarizations have been tested and only the worst case was recorded in test report.

Channel 46



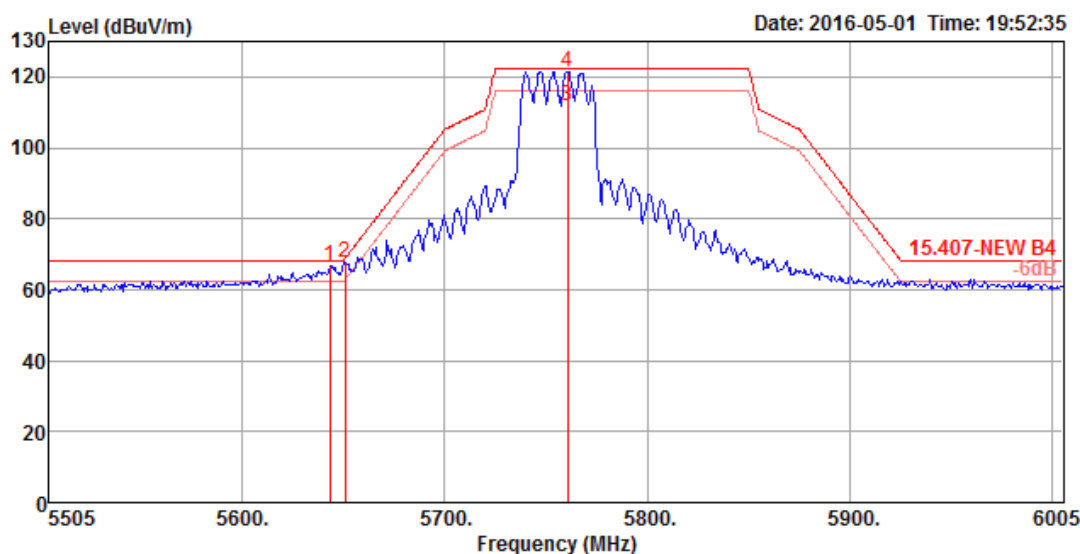
	Freq	Level	Limit Line	Over Limit	Read Level	CableAntenna Loss	Preamp Factor	A/Pos	T/Pos	Remark	Pol/Phase
	MHz	dBuV/m	dBuV/m	dB	dBuV	dB	dB/m	dB	cm	deg	
1	5143.46	52.85	54.00	-1.15	48.30	7.88	33.17	36.50	190	10 Average	VERTICAL
2	5143.46	65.23	74.00	-8.77	60.68	7.88	33.17	36.50	190	10 Peak	VERTICAL
3	5224.39	120.65			115.91	7.91	33.31	36.48	190	10 Peak	VERTICAL
4	5225.19	110.83			106.09	7.91	33.31	36.48	190	10 Average	VERTICAL

Item 3, 4 are the fundamental frequency at 5230 MHz.

Note: Both antenna polarizations have been tested and only the worst case was recorded in test report.

Temperature	22°C	Humidity	56%
Test Engineer	Nyle Chang & Peter Wu & Gary Chu & DK Chang & Eddie Weng & Stim Song & Brain Sun	Configurations	IEEE 802.11ac MCS0/Nss1 VHT40 CH 151, 159 / Chain 1 + Chain 2 + Chain 3 + Chain 4
Test Mode	Mode 3		

Channel 151

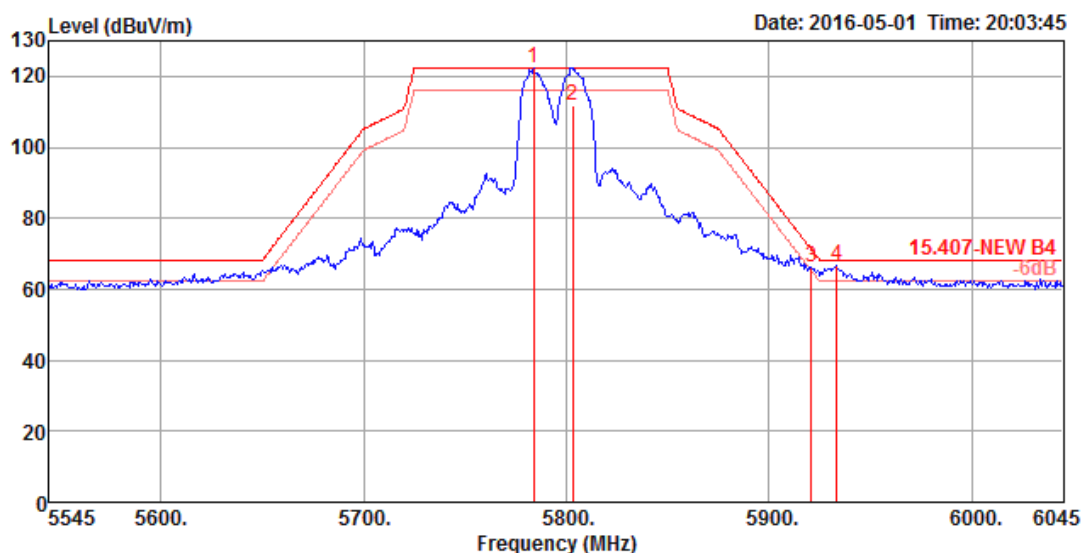


	Freq	Level	Limit	Over	Read	CableAntenna	Preamp	A/Pos	T/Pos	Remark	Pol/Phase
	MHz	dBuV/m	dBuV/m	dB	dBuV	dB	dB/m	dB	cm	deg	
1	5643.50	66.70	68.20	-1.50	60.42	8.45	34.22	36.39	182	3 Peak	VERTICAL
2	5651.00	67.69	68.94	-1.25	61.41	8.45	34.22	36.39	182	3 Peak	VERTICAL
3	5760.61	112.01			105.41	8.41	34.55	36.36	182	3 Average	VERTICAL
4	5760.61	121.43			114.83	8.41	34.55	36.36	182	3 Peak	VERTICAL

Item 3, 4 are the fundamental frequency at 5755 MHz.

Note: Both antenna polarizations have been tested and only the worst case was recorded in test report.

Channel 159



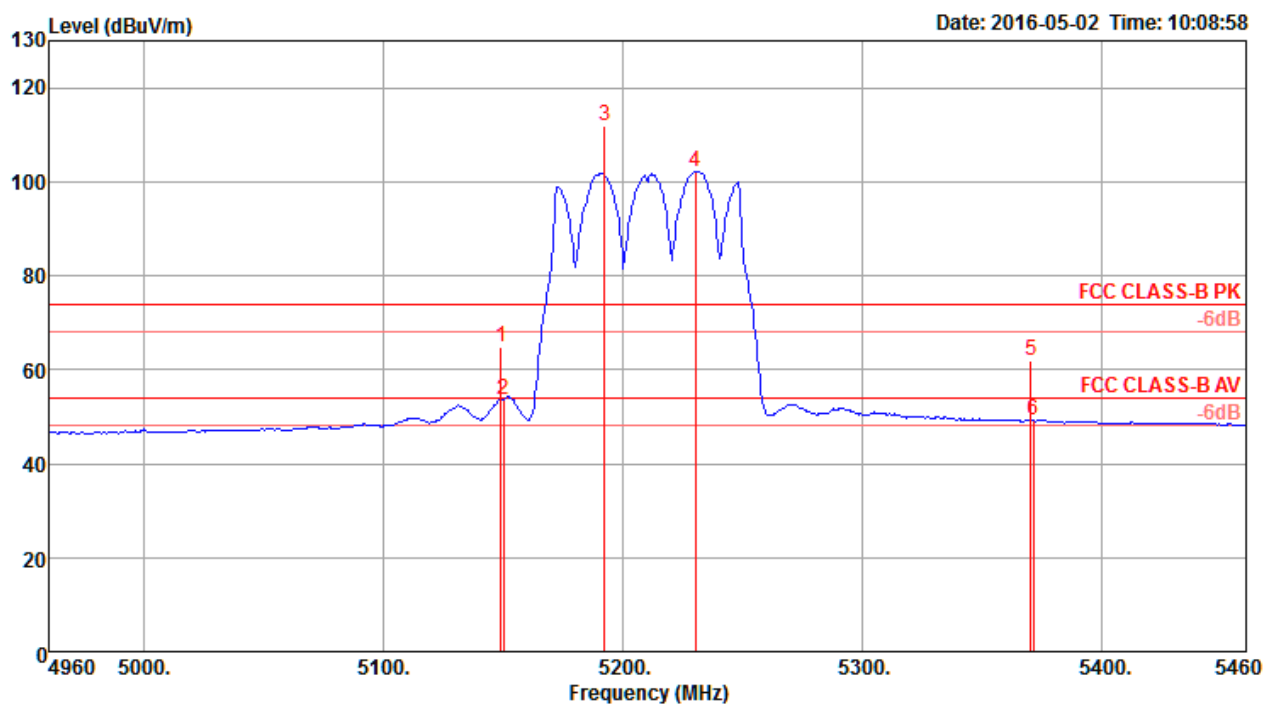
	Freq	Level	Limit	Over	Read	CableAntenna	Preamp	A/Pos	T/Pos	Remark	Pol/Phase
	MHz	dBuV/m	dBuV/m	dB	dBuV	dB	dB/m	dB	cm	deg	
1	5783.78	122.53			115.88	8.41	34.59	36.35	188	360 Peak	HORIZONTAL
2	5803.01	111.90			105.21	8.40	34.64	36.35	188	360 Average	HORIZONTAL
3	5921.00	66.23	71.15	-4.92	59.21	8.38	34.97	36.33	188	360 Peak	HORIZONTAL
4	5933.50	66.56	68.20	-1.64	59.51	8.37	35.01	36.33	188	360 Peak	HORIZONTAL

Item 1, 2 are the fundamental frequency at 5795 MHz.

Note: Both antenna polarizations have been tested and only the worst case was recorded in test report.

Temperature	22°C	Humidity	56%
Test Engineer	Nyle Chang & Peter Wu & Gary Chu & DK Chang & Eddie Weng & Stim Song & Brain Sun	Configurations	IEEE 802.11ac MCS0/Nss1 VHT80 CH 42, 155 / Chain 1 + Chain 2 + Chain 3 + Chain 4
Test Mode	Mode 3		

Channel 42

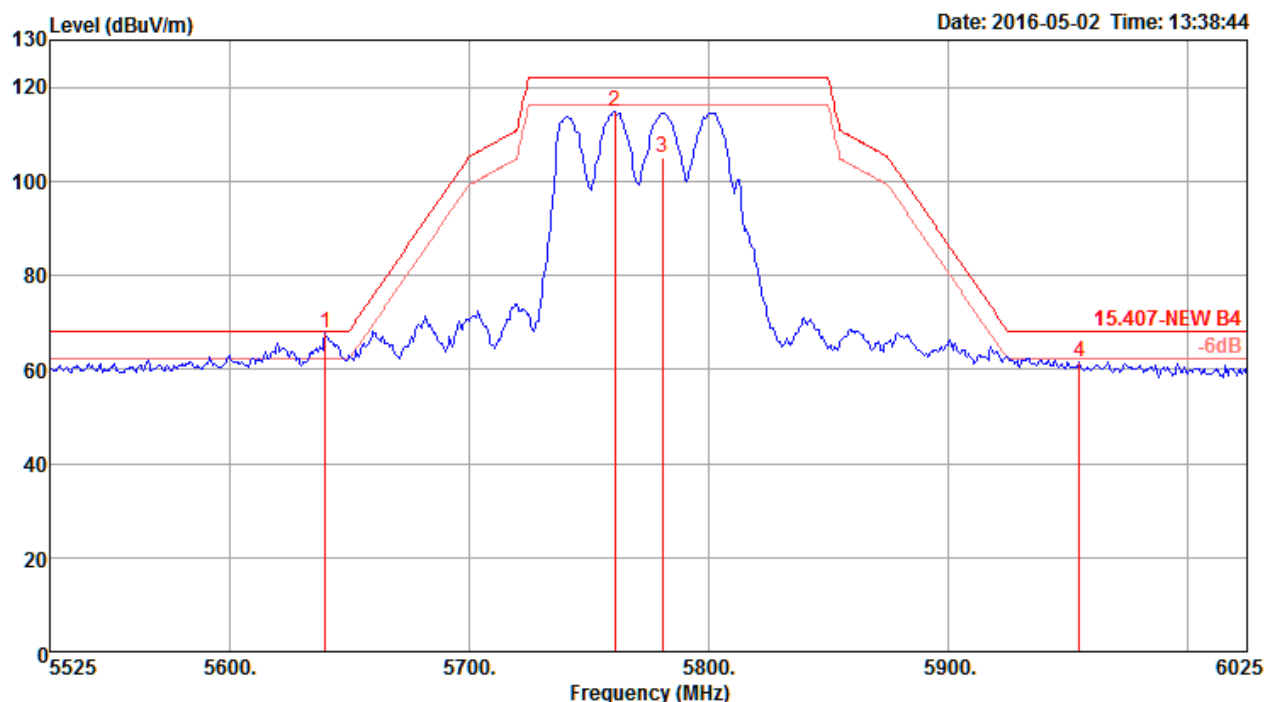


	Freq	Level	Limit	Over	Read	Cable	Antenna	Preamp	T/Pos	A/Pos	Remark	Pol/Phase
	MHz	dBuV/m	dBuV/m	dB	dBuV	dB	dB/m	dB	deg	cm		
1	5149.00	64.94	74.00	-9.06	58.20	7.90	33.31	34.47	2	167	Peak	HORIZONTAL
2	5150.00	53.71	54.00	-0.29	46.97	7.90	33.31	34.47	2	167	Average	HORIZONTAL
3	5192.00	111.81			104.92	7.98	33.38	34.47	2	167	Peak	HORIZONTAL
4	5230.00	102.21			95.30	7.96	33.42	34.47	2	167	Average	HORIZONTAL
5	5370.00	61.79	74.00	-12.21	54.76	7.87	33.63	34.47	2	167	Peak	HORIZONTAL
6	5371.00	49.37	54.00	-4.63	42.34	7.87	33.63	34.47	2	167	Average	HORIZONTAL

Item 3, 4 are the fundamental frequency at 5210 MHz.

Note: Both antenna polarizations have been tested and only the worst case was recorded in test report.

Channel 155



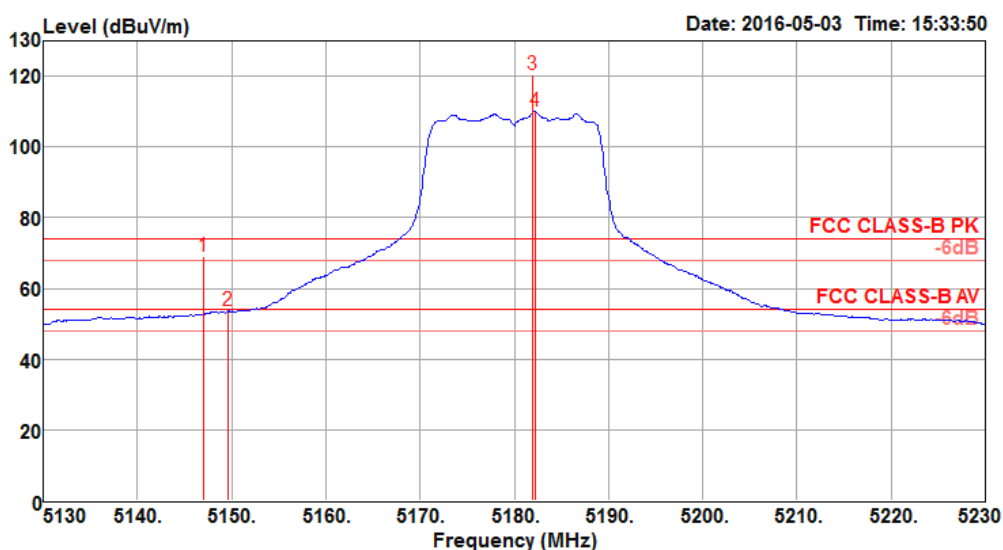
	Freq	Level	Limit	Over	Read	Cable	Antenna	Preamp	A/Pos	T/Pos	Remark	Pol/Phase
	MHz	dBuV/m	dBuV/m	dB	dBuV	dB	dB/m	dB	cm	deg		
1	5640.00	67.70	68.20	-0.50	60.07	7.93	34.20	34.50	171	359	Peak	HORIZONTAL
2	5761.00	114.94			107.01	7.85	34.60	34.52	171	359	Peak	HORIZONTAL
3	5781.00	105.15			97.19	7.84	34.65	34.53	171	359	Average	HORIZONTAL
4	5955.00	61.65	68.20	-6.55	53.32	7.74	35.15	34.56	171	359	Peak	HORIZONTAL

Item 2, 3 are the fundamental frequency at 5775 MHz.

Note: Both antenna polarizations have been tested and only the worst case was recorded in test report.

Temperature	22°C	Humidity	56%
Test Engineer	Nyle Chang & Peter Wu & Gary Chu & DK Chang & Eddie Weng & Stim Song & Brain Sun	Configurations	IEEE 802.11ac MCS0/Nss4 VHT20 CH 36, 40, 48 / Chain 1 + Chain 2 + Chain 3 + Chain 4
Test Mode	Mode 3		

Channel 36

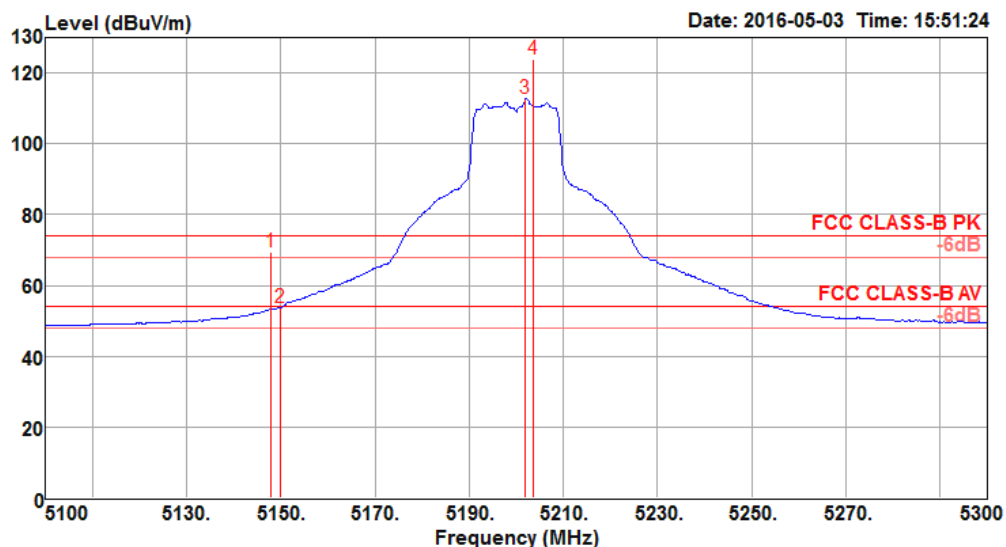


	Freq	Level	Limit Line	Over Limit	Read Level	Cable Loss	Antenna Factor	Preamp Factor	A/Pos	T/Pos	Remark	Pol/Phase
	MHz	dBuV/m	dBuV/m	dB	dBuV	dB	dB/m	dB	cm	deg		
1	5147.00	68.96	74.00	-5.04	61.54	7.48	34.85	34.91	179	7	Peak	VERTICAL
2	5149.60	53.62	54.00	-0.38	46.20	7.48	34.85	34.91	179	7	Average	VERTICAL
3	5182.00	120.25			112.80	7.48	34.88	34.91	179	7	Peak	VERTICAL
4	5182.20	110.18			102.73	7.48	34.88	34.91	179	7	Average	VERTICAL

Item 3, 4 are the fundamental frequency at 5180 MHz.

Note: Both antenna polarizations have been tested and only the worst case was recorded in test report.

Channel 40

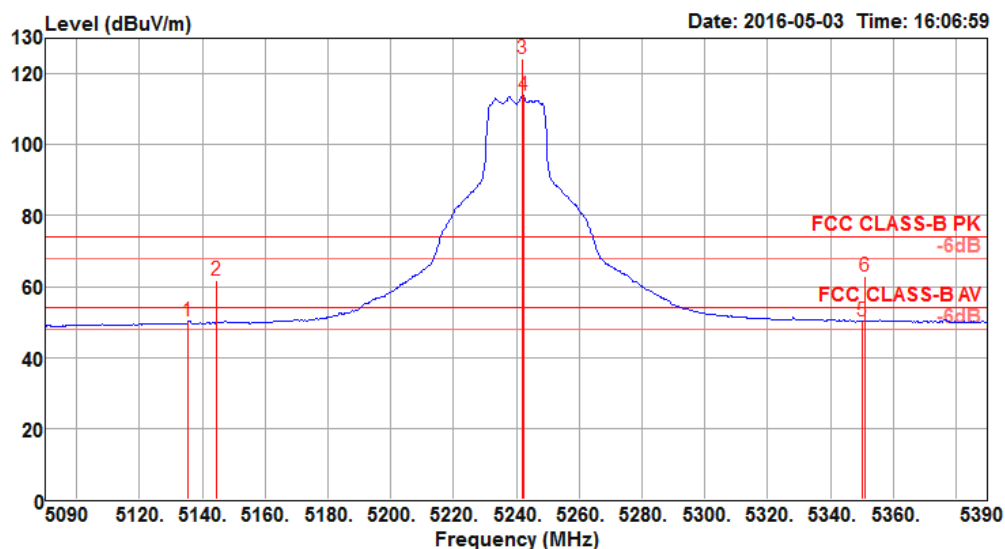


	Freq	Level	Limit	Over	Read	CableAntenna	Preamp	A/Pos	T/Pos	Remark	Pol/Phase
	MHz	dBuV/m	dBuV/m	dB	dBuV	dB	dB/m	dB	cm	deg	
1	5148.00	69.56	74.00	-4.44	62.14	7.48	34.85	34.91	173	4 Peak	HORIZONTAL
2	5150.00	53.85	54.00	-0.15	46.43	7.48	34.85	34.91	173	4 Average	HORIZONTAL
3	5202.00	112.60			105.11	7.49	34.91	34.91	173	4 Average	HORIZONTAL
4	5203.60	123.72			116.23	7.49	34.91	34.91	173	4 Peak	HORIZONTAL

Item 3, 4 are the fundamental frequency at 5200 MHz.

Note: Both antenna polarizations have been tested and only the worst case was recorded in test report.

Channel 48



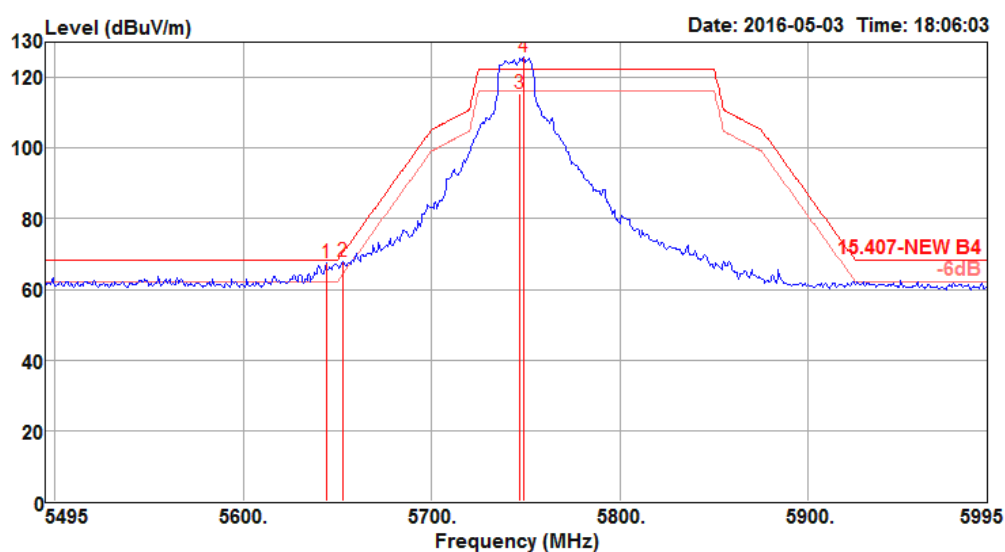
	Freq	Level	Limit	Over	Read	CableAntenna	Preamp	A/Pos	T/Pos	Remark	Pol/Phase
	MHz	dBuV/m	dBuV/m	dB	dBuV	dB	dB/m	dB	cm	deg	
1	5135.60	50.09	54.00	-3.91	42.68	7.48	34.84	34.91	169	1 Average	VERTICAL
2	5144.60	61.89	74.00	-12.11	54.47	7.48	34.85	34.91	169	1 Peak	VERTICAL
3	5241.80	124.30			116.77	7.50	34.94	34.91	169	1 Peak	VERTICAL
4	5242.40	113.92			106.39	7.50	34.94	34.91	169	1 Average	VERTICAL
5	5350.00	50.18	54.00	-3.82	42.48	7.56	35.05	34.91	169	1 Average	VERTICAL
6	5351.20	62.82	74.00	-11.18	55.12	7.56	35.05	34.91	169	1 Peak	VERTICAL

Item 3, 4 are the fundamental frequency at 5240 MHz.

Note: Both antenna polarizations have been tested and only the worst case was recorded in test report.

Temperature	22°C	Humidity	56%
Test Engineer	Nyle Chang & Peter Wu & Gary Chu & DK Chang & Eddie Weng & Stim Song & Brain Sun	Configurations	IEEE 802.11ac MCS0/Nss4 VHT20 CH 149, 157, 165 / Chain 1 + Chain 2 + Chain 3 + Chain 4
Test Mode	Mode 3		

Channel 149

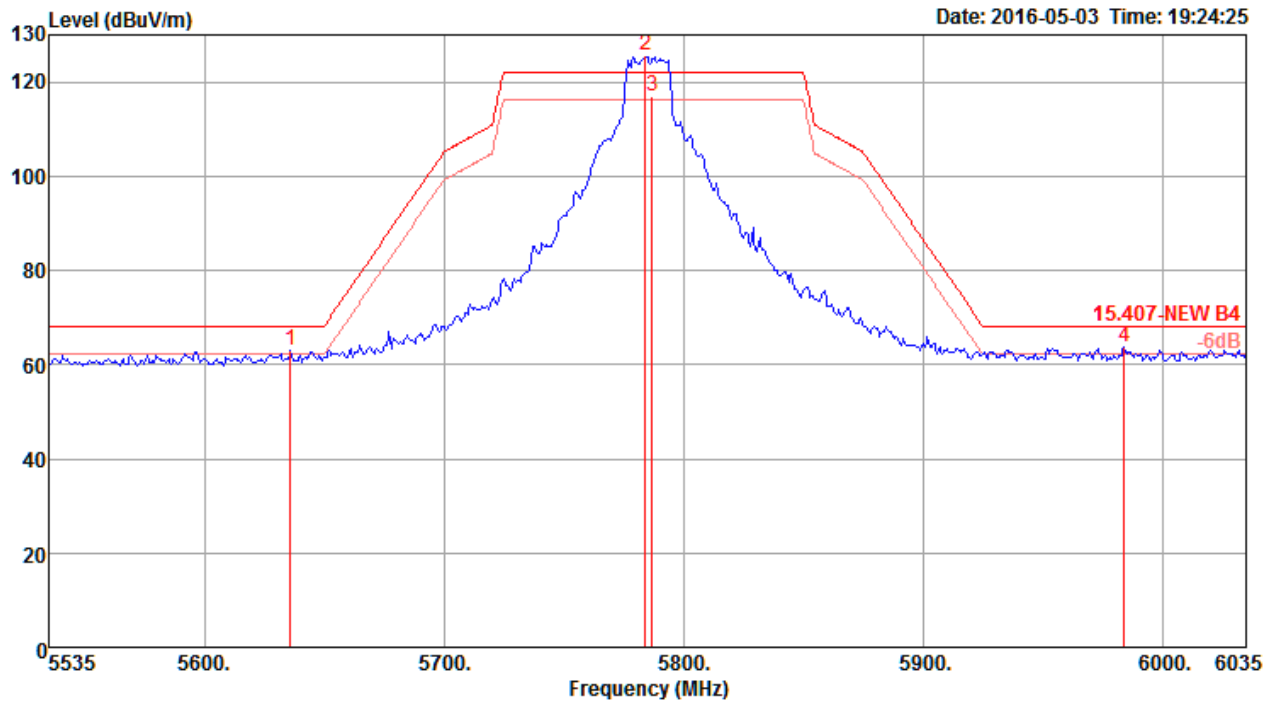


	Freq	Level	Limit	Over	Read	CableAntenna	Preamp	A/Pos	T/Pos	Remark	Pol/Phase
	MHz	dBuV/m	dBuV/m	dB	dBuV	dB	dB/m	dB	cm	deg	
1	5644.00	67.35	68.20	-0.85	59.17	7.88	35.23	34.93	177	5 Peak	VERTICAL
2	5653.00	68.01	70.43	-2.42	59.83	7.88	35.23	34.93	177	5 Peak	VERTICAL
3	5747.00	115.63			107.55	7.77	35.25	34.94	177	5 Average	VERTICAL
4	5749.00	125.71			117.63	7.77	35.25	34.94	177	5 Peak	VERTICAL

Item 3, 4 are the fundamental frequency at 5745 MHz.

Note: Both antenna polarizations have been tested and only the worst case was recorded in test report.

Channel 157

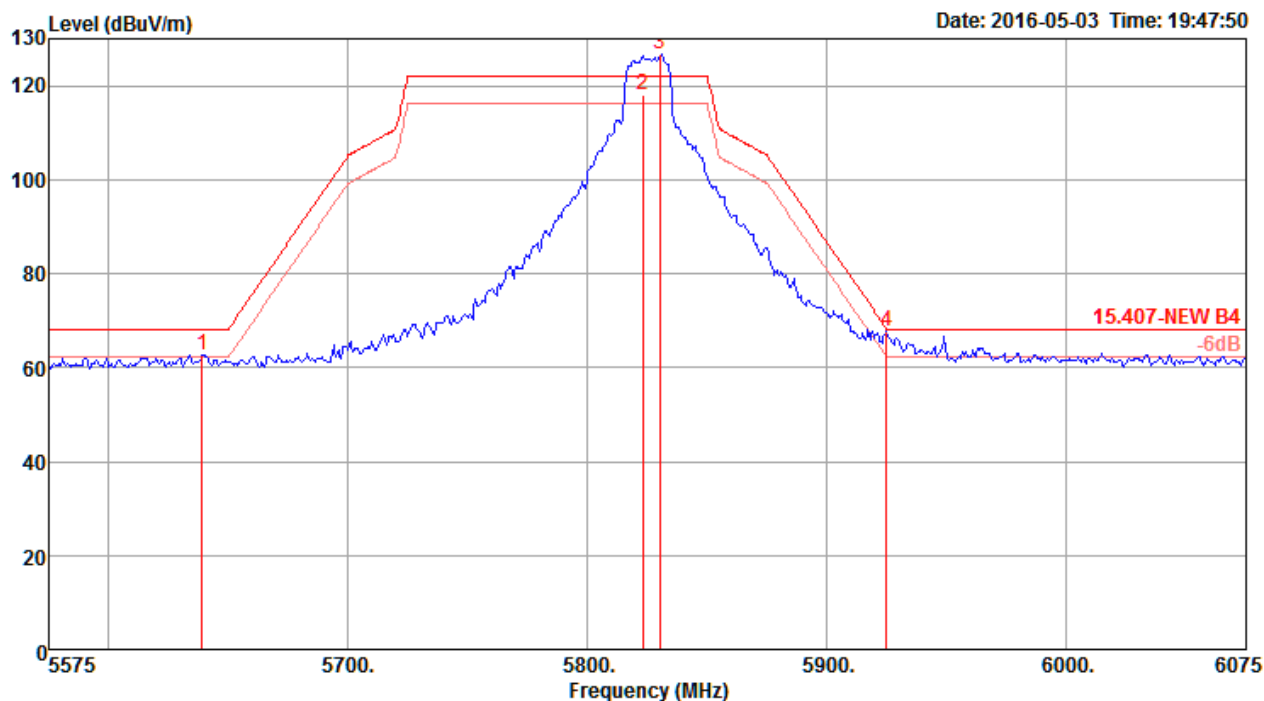


	Freq	Level	Limit	Over	Read	CableAntenna	Preamp	T/Pos	A/Pos	Remark	Pol/Phase
	MHz	dBuV/m	dBuV/m	dB	dBuV	dB	dB/m	dB	deg	cm	
1	5636.00	62.98	68.20	-5.22	55.35	7.93	34.20	34.50	345	186 Peak	VERTICAL
2	5784.00	125.78			117.82	7.84	34.65	34.53	345	186 Peak	VERTICAL
3	5787.00	117.09			109.13	7.84	34.65	34.53	345	186 Average	VERTICAL
4	5984.00	63.78	68.20	-4.42	55.38	7.72	35.25	34.57	345	186 Peak	VERTICAL

Item 2, 3 are the fundamental frequency at 5785 MHz.

Note: Both antenna polarizations have been tested and only the worst case was recorded in test report.

Channel 165



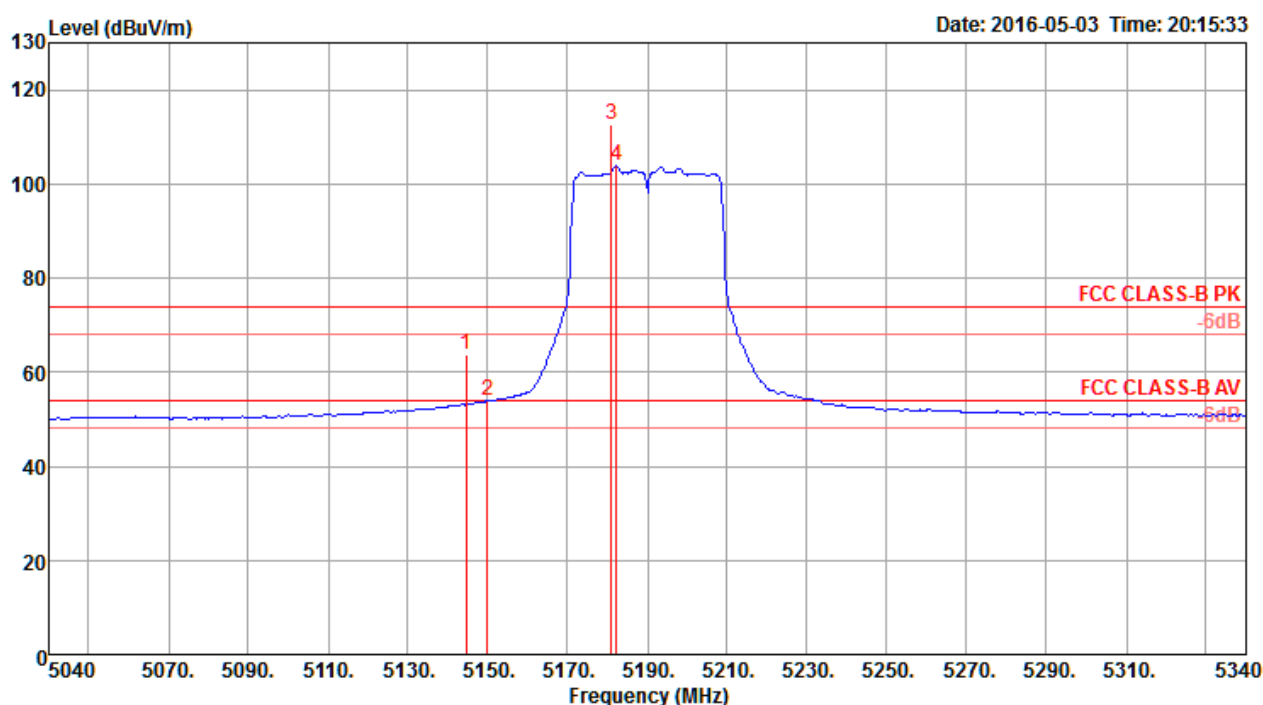
	Freq	Level	Limit	Over	Read	Cable	Antenna	Preamp	T/Pos	A/Pos	Remark	Pol/Phase
	MHz	dBuV/m	dBuV/m	dB	dBuV	dB	dB/m	dB	deg	cm		
1	5639.00	62.56	68.20	-5.64	54.93	7.93	34.20	34.50	357	180	Peak	HORIZONTAL
2	5823.00	118.17			110.10	7.81	34.80	34.54	357	180	Average	HORIZONTAL
3	5830.00	126.65			118.58	7.81	34.80	34.54	357	180	Peak	HORIZONTAL
4	5925.00	67.58	68.20	-0.62	59.29	7.75	35.10	34.56	357	180	Peak	HORIZONTAL

Item 2, 3 are the fundamental frequency at 5825 MHz.

Note: Both antenna polarizations have been tested and only the worst case was recorded in test report.

Temperature	22°C	Humidity	56%
Test Engineer	Nyle Chang & Peter Wu & Gary Chu & DK Chang & Eddie Weng & Stim Song & Brain Sun	Configurations	IEEE 802.11ac MCS0/Nss4 VHT40 CH 38, 46 / Chain 1 + Chain 2 + Chain 3 + Chain 4
Test Mode	Mode 3		

Channel 38

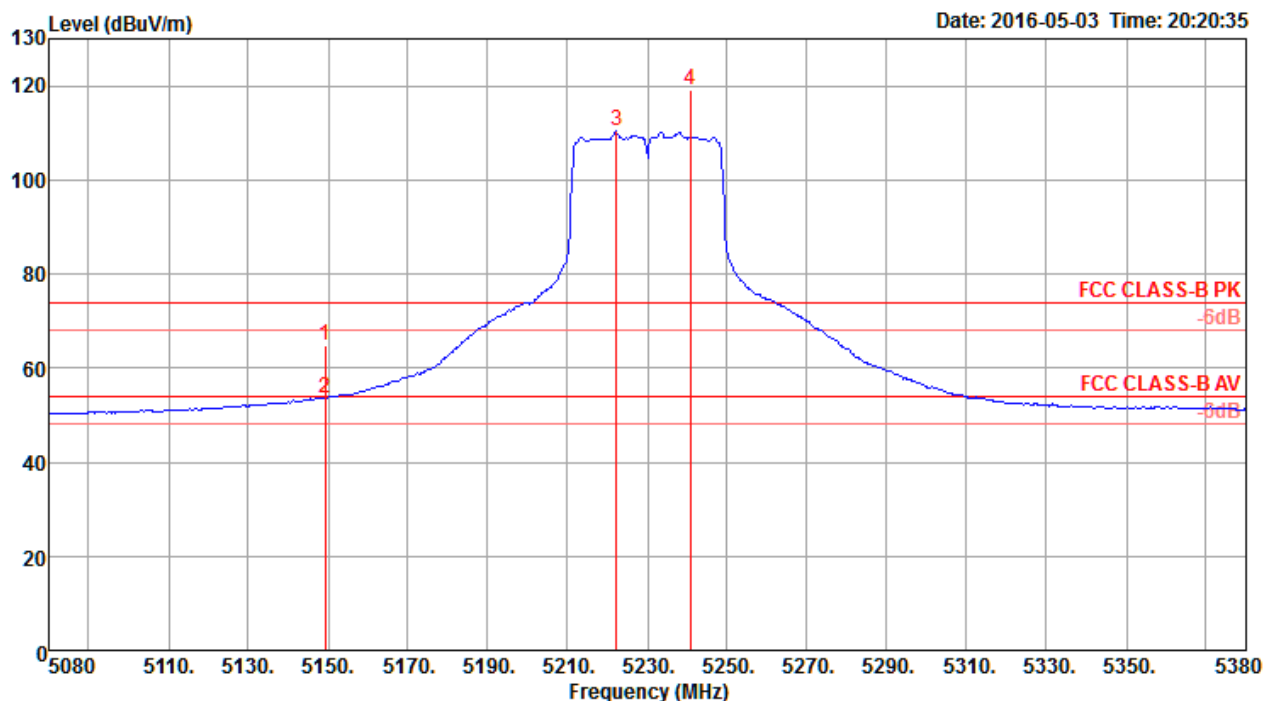


	Freq	Level	Limit	Over	Read	Cable	Antenna	Preamp	T/Pos	A/Pos	Remark	Pol/Phase
	MHz	dBuV/m	dBuV/m	dB	dBuV	dB	dB/m	dB	deg	cm		
1	5144.49	63.66	74.00	-10.34	56.92	7.90	33.31	34.47	360	186	Peak	HORIZONTAL
2	5150.00	53.90	54.00	-0.10	47.16	7.90	33.31	34.47	360	186	Average	HORIZONTAL
3	5181.02	112.79			105.96	7.95	33.35	34.47	360	186	Peak	HORIZONTAL
4	5182.22	103.94			97.11	7.95	33.35	34.47	360	186	Average	HORIZONTAL

Item 3, 4 are the fundamental frequency at 5190 MHz.

Note: Both antenna polarizations have been tested and only the worst case was recorded in test report.

Channel 46



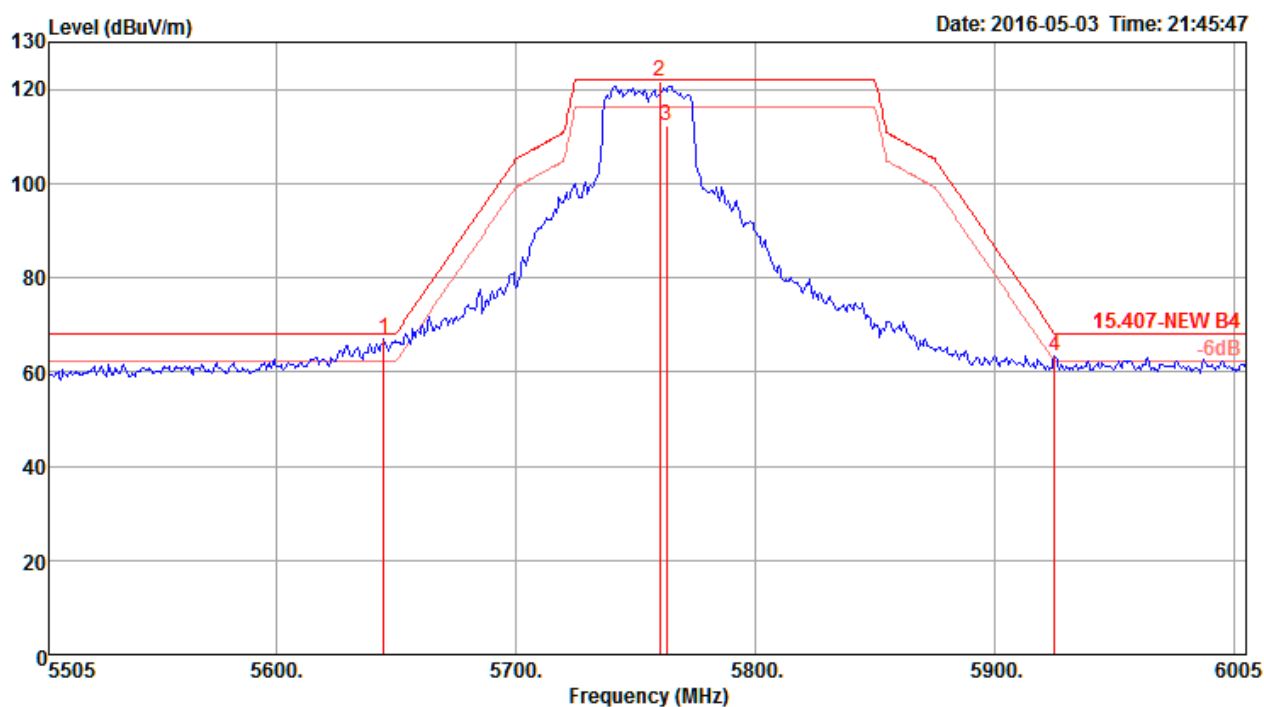
	Freq	Level	Limit	Over	Read	CableAntenna	Preamp	T/Pos	A/Pos	Remark	Pol/Phase
	MHz	dBuV/m	dBuV/m	dB	dBuV	dB	dB/m	dB	deg	cm	
1	5149.16	64.90	74.00	-9.10	58.16	7.90	33.31	34.47	0	175 Peak	HORIZONTAL
2	5149.16	53.55	54.00	-0.45	46.81	7.90	33.31	34.47	0	175 Average	HORIZONTAL
3	5222.22	110.30			103.39	7.96	33.42	34.47	0	175 Average	HORIZONTAL
4	5240.78	119.26			112.34	7.95	33.44	34.47	0	175 Peak	HORIZONTAL

Item 3, 4 are the fundamental frequency at 5230 MHz.

Note: Both antenna polarizations have been tested and only the worst case was recorded in test report.

Temperature	22°C	Humidity	56%
Test Engineer	Nyle Chang & Peter Wu & Gary Chu & DK Chang & Eddie Weng & Stim Song & Brain Sun	Configurations	IEEE 802.11ac MCS0/Nss4 VHT40 CH 151, 159 / Chain 1 + Chain 2 + Chain 3 + Chain 4
Test Mode	Mode 3		

Channel 151

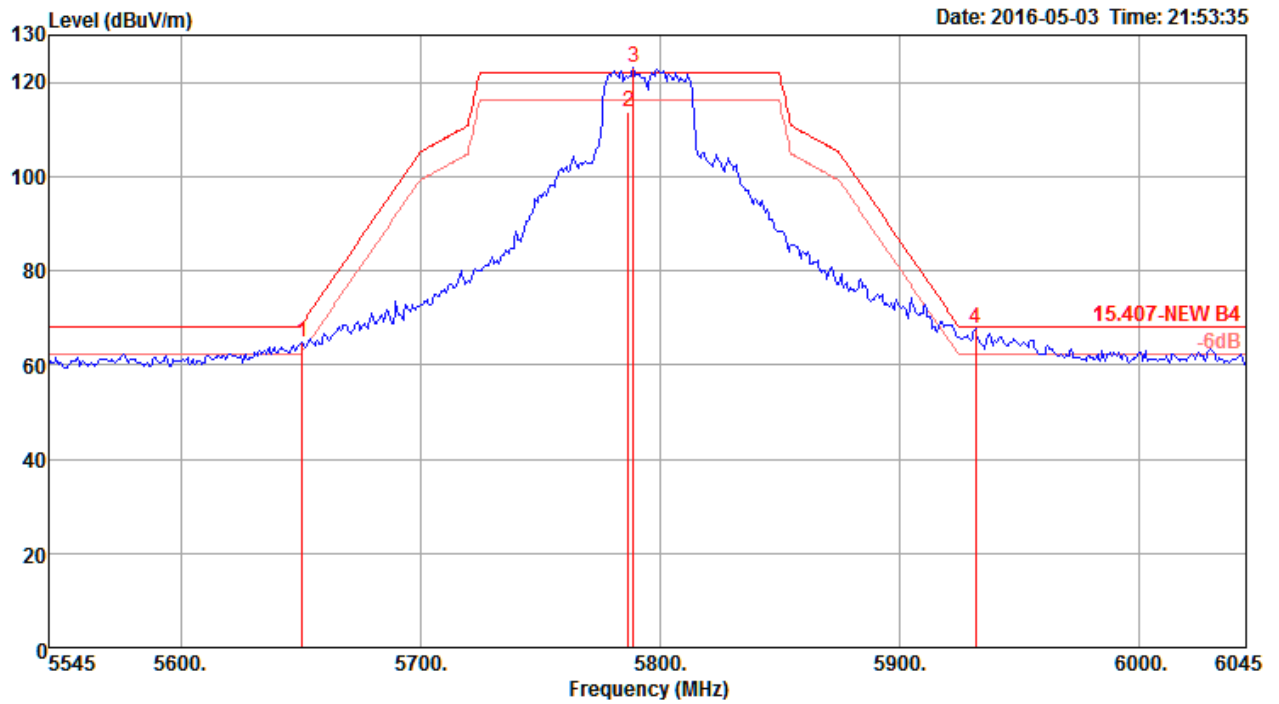


	Freq	Level	Limit	Over	Read	CableAntenna	Preamp	T/Pos	A/Pos	Remark	Pol/Phase
	MHz	dBuV/m	dBuV/m	dB	dBuV	dB	dB/m	dB	deg	cm	
1	5645.00	66.99	68.20	-1.21	59.32	7.92	34.25	34.50	354	184 Peak	HORIZONTAL
2	5760.00	121.59			113.66	7.85	34.60	34.52	354	184 Peak	HORIZONTAL
3	5763.00	112.43			104.50	7.85	34.60	34.52	354	184 Average	HORIZONTAL
4	5925.00	63.33	68.20	-4.87	55.04	7.75	35.10	34.56	354	184 Peak	HORIZONTAL

Item 2, 3 are the fundamental frequency at 5755 MHz.

Note: Both antenna polarizations have been tested and only the worst case was recorded in test report.

Channel 159



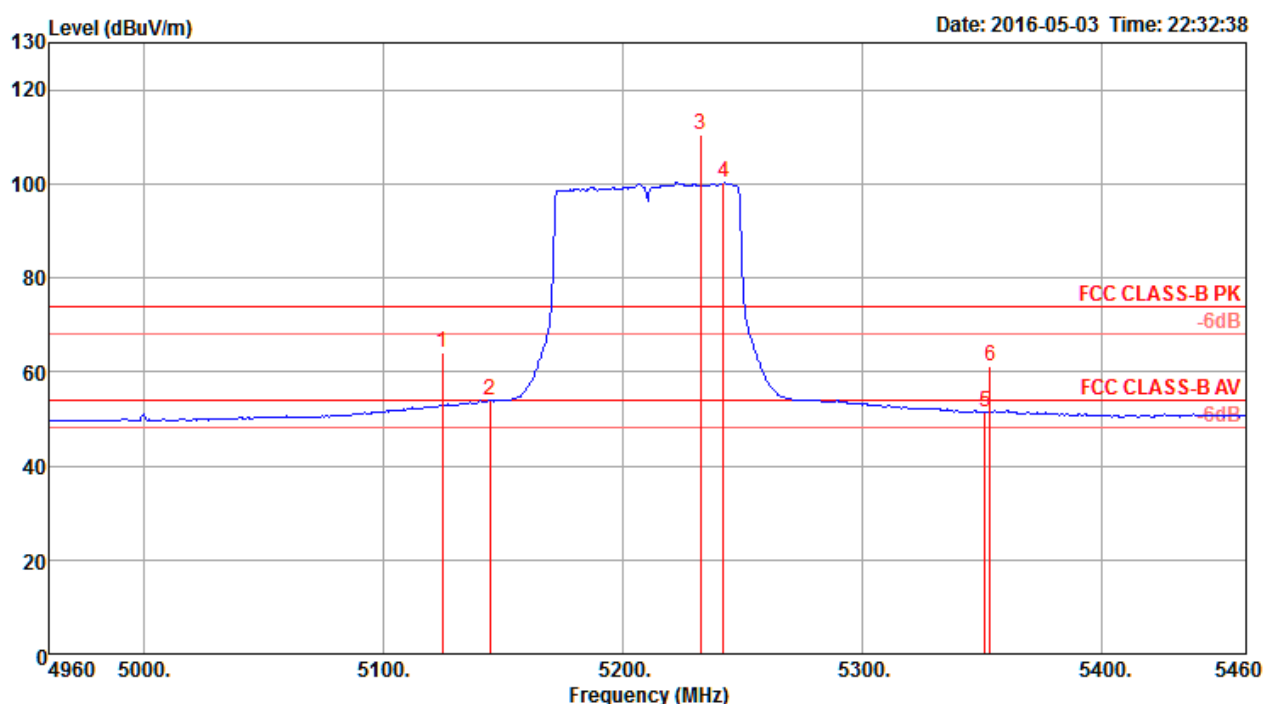
	Freq	Level	Limit	Over	Read	CableAntenna	Preamp	T/Pos	A/Pos	Remark	Pol/Phase
	MHz	dBuV/m	dBuV/m	dB	dBuV	dB	dB/m	dB	deg	cm	
1	5651.00	64.79	68.94	-4.15	57.12	7.92	34.25	34.50	354	178 Peak	VERTICAL
2	5787.00	113.54			105.58	7.84	34.65	34.53	354	178 Average	VERTICAL
3	5789.00	122.96			114.96	7.83	34.70	34.53	354	178 Peak	VERTICAL
4	5932.00	67.67	68.20	-0.53	59.38	7.75	35.10	34.56	354	178 Peak	VERTICAL

Item 2, 3 are the fundamental frequency at 5795 MHz.

Note: Both antenna polarizations have been tested and only the worst case was recorded in test report.

Temperature	22°C	Humidity	56%
Test Engineer	Nyle Chang & Peter Wu & Gary Chu & DK Chang & Eddie Weng & Stim Song & Brain Sun	Configurations	IEEE 802.11ac MCS0/Nss4 VHT80 CH 42, 155 / Chain 1 + Chain 2 + Chain 3 + Chain 4
Test Mode	Mode 3		

Channel 42

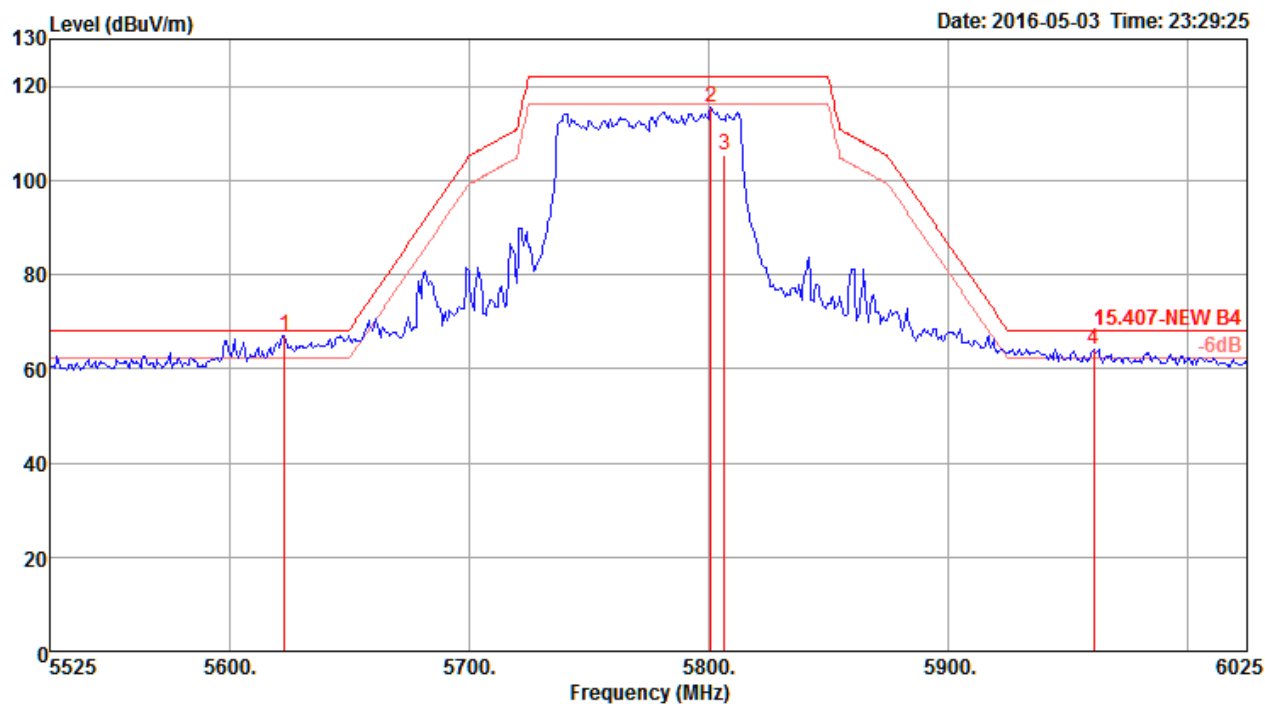


	Freq	Level	Limit	Over	Read	CableAntenna	Preamp	T/Pos	A/Pos	Remark	Pol/Phase
	MHz	dBuV/m	dBuV/m	dB	dBuV	dB	dB/m	dB	deg	cm	
1	5124.20	63.95	74.00	-10.05	57.30	7.85	33.27	34.47	2	176 Peak	VERTICAL
2	5144.10	53.92	54.00	-0.08	47.18	7.90	33.31	34.47	2	176 Average	VERTICAL
3	5232.00	110.40			103.48	7.95	33.44	34.47	2	176 Peak	VERTICAL
4	5241.90	100.32			93.40	7.95	33.44	34.47	2	176 Average	VERTICAL
5	5351.00	51.59	54.00	-2.41	44.58	7.89	33.59	34.47	2	176 Average	VERTICAL
6	5353.00	61.35	74.00	-12.65	54.34	7.89	33.59	34.47	2	176 Peak	VERTICAL

Item 3, 4 are the fundamental frequency at 5210 MHz.

Note: Both antenna polarizations have been tested and only the worst case was recorded in test report.

Channel 155



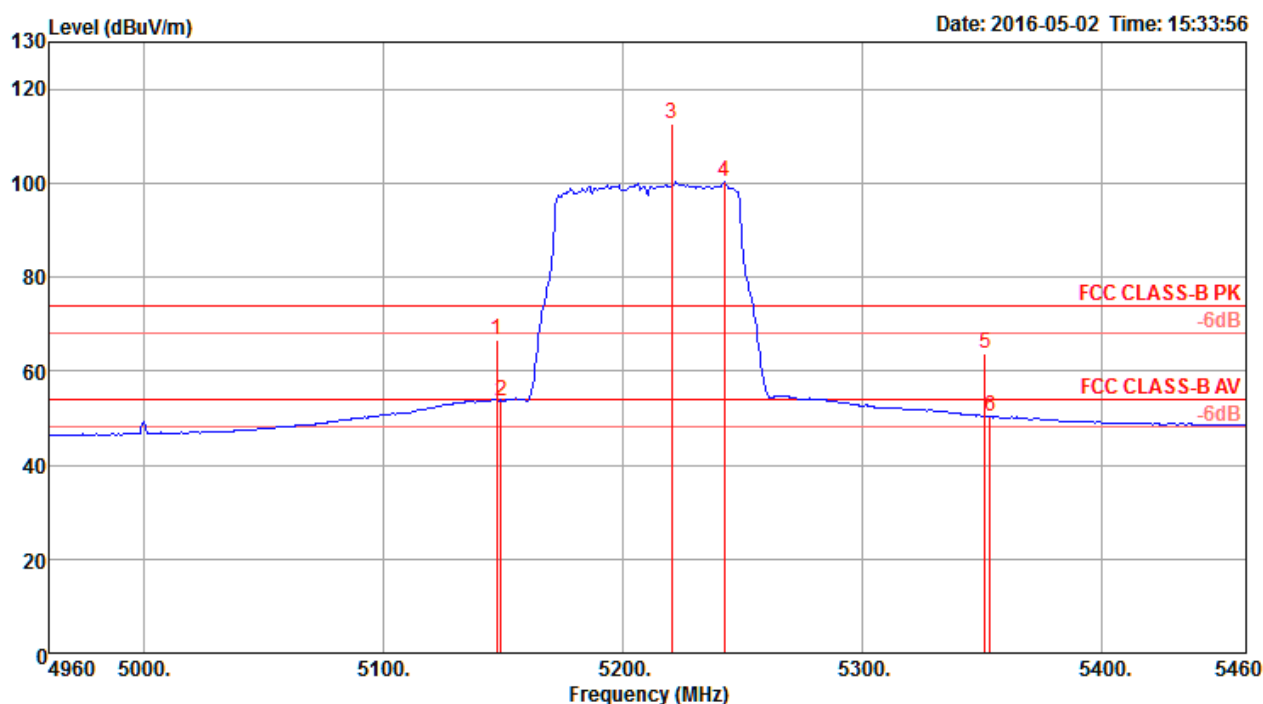
	Freq	Level	Limit	Over	Read	CableAntenna	Preamp	T/Pos	A/Pos	Remark	Pol/Phase
	MHz	dBuV/m	dBuV/m	dB	dBuV	dB	dB/m	dB	deg	cm	
1	5623.00	67.06	68.20	-1.14	59.47	7.94	34.15	34.50	348	173 Peak	HORIZONTAL
2	5800.90	115.42			107.42	7.83	34.70	34.53	348	173 Peak	HORIZONTAL
3	5806.90	105.44			97.40	7.82	34.75	34.53	348	173 Average	HORIZONTAL
4	5961.00	64.20	68.20	-4.00	55.83	7.73	35.20	34.56	348	173 Peak	HORIZONTAL

Item 2, 3 are the fundamental frequency at 5775 MHz.

Note: Both antenna polarizations have been tested and only the worst case was recorded in test report.

Temperature	22°C	Humidity	56%
Test Engineer	Nyle Chang & Peter Wu & Gary Chu & DK Chang & Eddie Weng & Stim Song & Brain Sun	Configurations	IEEE 802.11ac MCS0/Nss2 VHT80+80 Type 1 / CH 42+155 / Chain 1 + Chain 2 + Chain 3 + Chain 4
Test Mode	Mode 3		

Channel 42

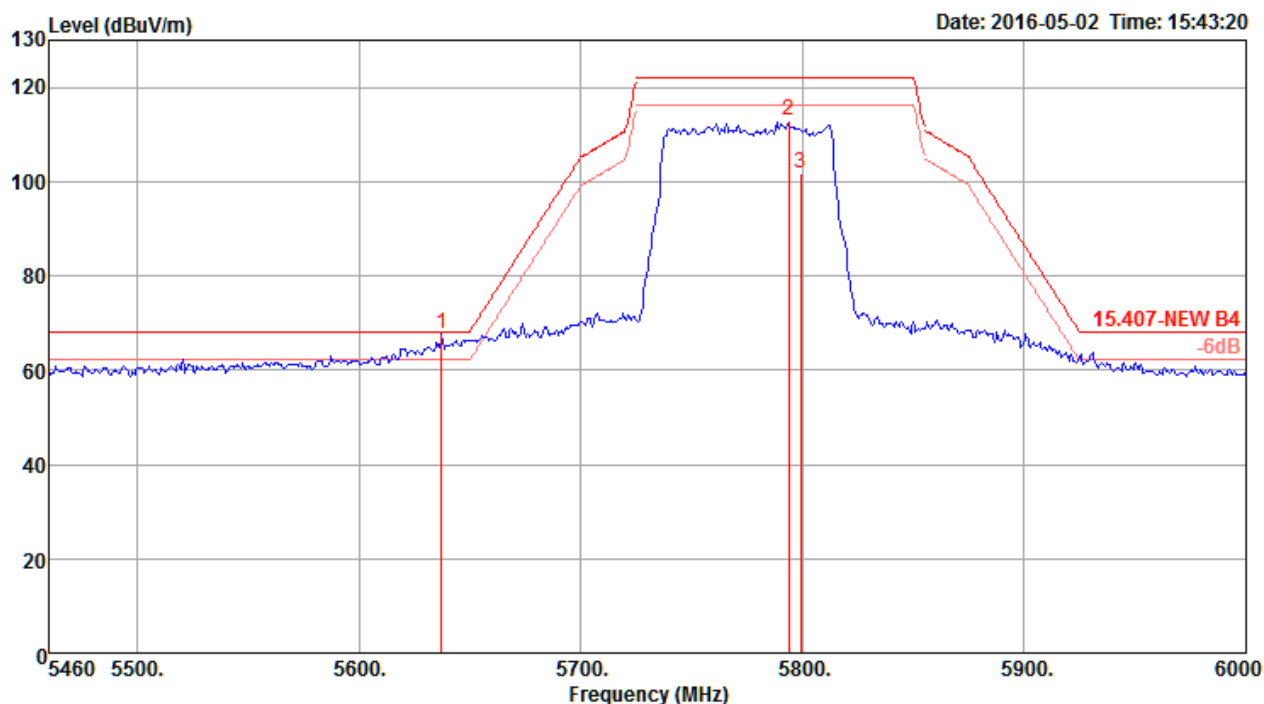


	Freq	Level	Limit	Over	Read	Cable	Antenna	Preamp	T/Pos	A/Pos	Remark	Pol/Phase
	MHz	dBuV/m	dBuV/m	dB	dBuV	dB	dB/m	dB	deg	cm		
1	5147.00	66.52	74.00	-7.48	59.78	7.90	33.31	34.47	1	157	Peak	HORIZONTAL
2	5149.00	53.76	54.00	-0.24	47.02	7.90	33.31	34.47	1	157	Average	HORIZONTAL
3	5220.00	112.75			105.84	7.96	33.42	34.47	1	157	Peak	HORIZONTAL
4	5242.00	100.28			93.36	7.95	33.44	34.47	1	157	Average	HORIZONTAL
5	5351.00	63.80	74.00	-10.20	56.79	7.89	33.59	34.47	1	157	Peak	HORIZONTAL
6	5353.00	50.35	54.00	-3.65	43.34	7.89	33.59	34.47	1	157	Average	HORIZONTAL

Item 3, 4 are the fundamental frequency at 5210 MHz.

Note: Both antenna polarizations have been tested and only the worst case was recorded in test report.

Channel 155



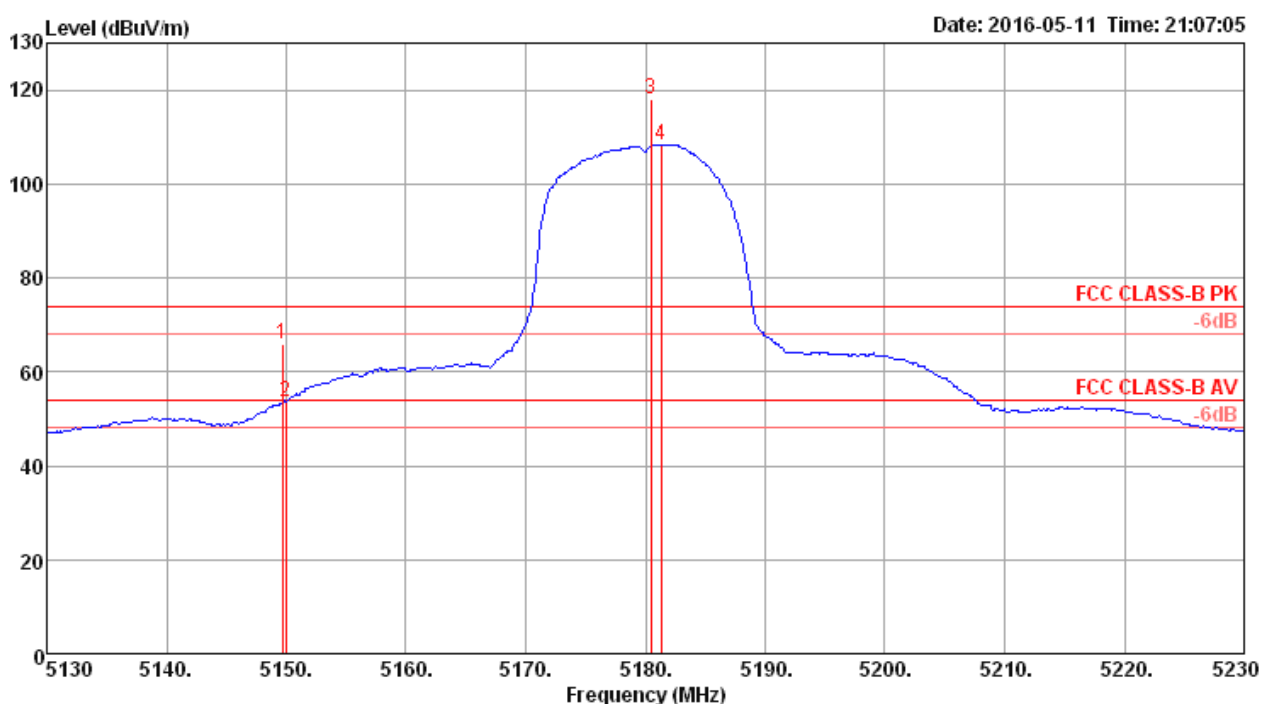
	Freq	Level	Limit	Over	Read	CableAntenna	Preamp	T/Pos	A/Pos	Remark	Pol/Phase
	MHz	dBuV/m	dBuV/m	dB	dBuV	dB	dB/m	dB	deg	cm	
1	5637.12	67.81	68.20	-0.39	60.18	7.93	34.20	34.50	360	172	Peak
2	5793.72	113.08			105.08	7.83	34.70	34.53	360	172	Peak
3	5799.12	101.71			93.71	7.83	34.70	34.53	360	172	Average

Item 2, 3 are the fundamental frequency at 5775 MHz.

Note: Both antenna polarizations have been tested and only the worst case was recorded in test report.

Temperature	22°C	Humidity	56%
Test Engineer	Nyle Chang & Peter Wu & Gary Chu & DK Chang & Eddie Weng & Stim Song & Brain Sun	Configurations	IEEE 802.11a CH 36, 40, 48 / Chain 1 + Chain 2 + Chain 3 + Chain 4
Test Mode	Mode 4		

Channel 36

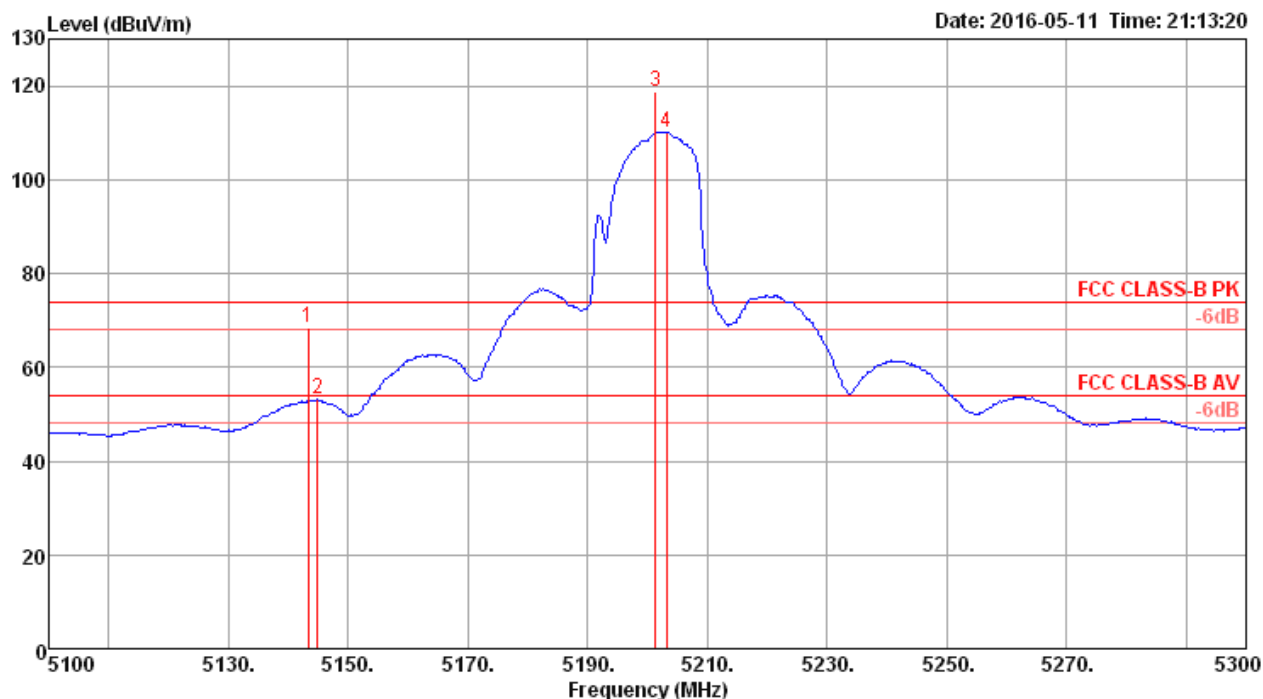


	Freq	Level	Limit	Over	Read	CableAntenna	Preamp	A/Pos	T/Pos	Remark	Pol/Phase
	MHz	dBuV/m	dBuV/m	dB	dBuV	dB	dB/m	dB	cm	deg	
1	5149.71	65.80	74.00	-8.20	58.08	7.03	33.74	33.05	218	184	Peak
2	5150.00	53.70	54.00	-0.30	45.98	7.03	33.74	33.05	218	184	Average
3	5180.48	118.00			110.21	7.05	33.79	33.05	218	184	Peak
4	5181.28	108.39			100.60	7.05	33.79	33.05	218	184	Average

Item 3, 4 are the fundamental frequency at 5180 MHz.

Note: Both antenna polarizations have been tested and only the worst case was recorded in test report.

Channel 40

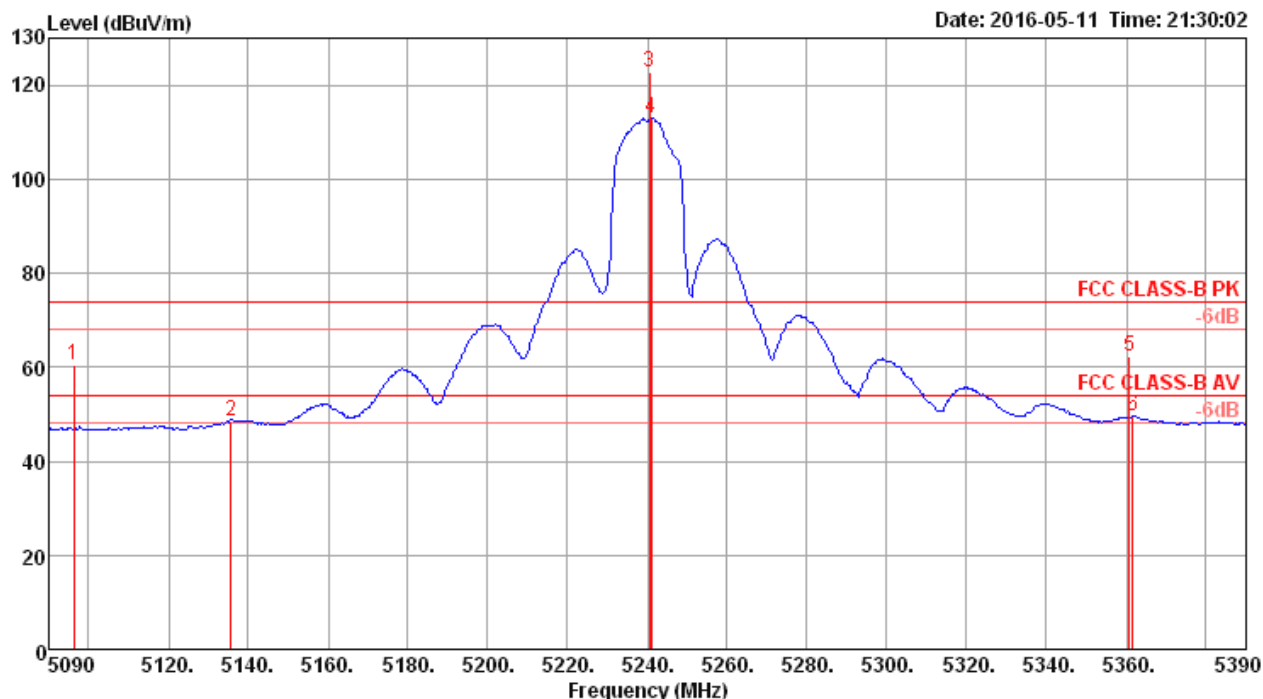


	Freq	Level	Limit	Over	Read	CableAntenna	Preamp	A/Pos	T/Pos	Remark	Pol/Phase
	MHz	dBuV/m	dBuV/m	dB	dBuV	dB	dB/m	dB	cm	deg	
1	5143.27	68.51	74.00	-5.49	60.79	7.03	33.74	33.05	205	181	Peak
2	5144.87	53.06	54.00	-0.94	45.34	7.03	33.74	33.05	205	181	Average
3	5201.28	118.75			110.92	7.06	33.82	33.05	205	181	Peak
4	5203.21	110.18			102.32	7.07	33.84	33.05	205	181	Average

Item 3, 4 are the fundamental frequency at 5200 MHz.

Note: Both antenna polarizations have been tested and only the worst case was recorded in test report.

Channel 48



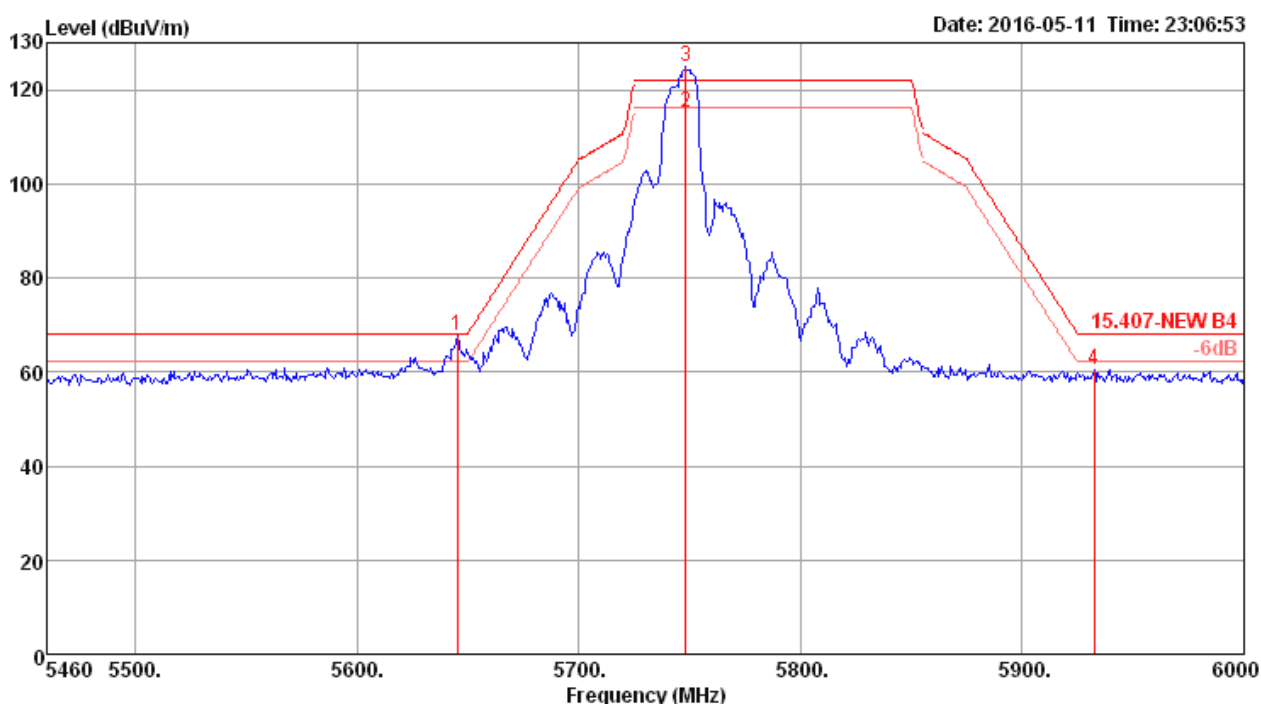
	Freq	Level	Limit	Over	Read	CableAntenna	Preamp	A/Pos	T/Pos	Remark	Pol/Phase
	MHz	dBuV/m	dBuV/m	dB	dBuV	dB	dB/m	dB	cm	deg	
1	5096.25	60.47	74.00	-13.53	52.89	6.98	33.65	33.05	201	181 Peak	HORIZONTAL
2	5135.67	48.64	54.00	-5.36	40.96	7.01	33.72	33.05	201	181 Average	HORIZONTAL
3	5240.48	122.89			114.96	7.09	33.89	33.05	201	181 Peak	HORIZONTAL
4	5240.96	113.06			105.13	7.09	33.89	33.05	201	181 Average	HORIZONTAL
5	5360.67	62.28	74.00	-11.72	54.10	7.16	34.08	33.06	201	181 Peak	HORIZONTAL
6	5361.64	49.66	54.00	-4.34	41.48	7.16	34.08	33.06	201	181 Average	HORIZONTAL

Item 3, 4 are the fundamental frequency at 5240 MHz.

Note: Both antenna polarizations have been tested and only the worst case was recorded in test report.

Temperature	22°C	Humidity	56%
Test Engineer	Nyle Chang & Peter Wu & Gary Chu & DK Chang & Eddie Weng & Stim Song & Brain Sun	Configurations	IEEE 802.11a CH 149, 157, 165 / Chain 1 + Chain 2 + Chain 3 + Chain 4
Test Mode	Mode 4		

Channel 149

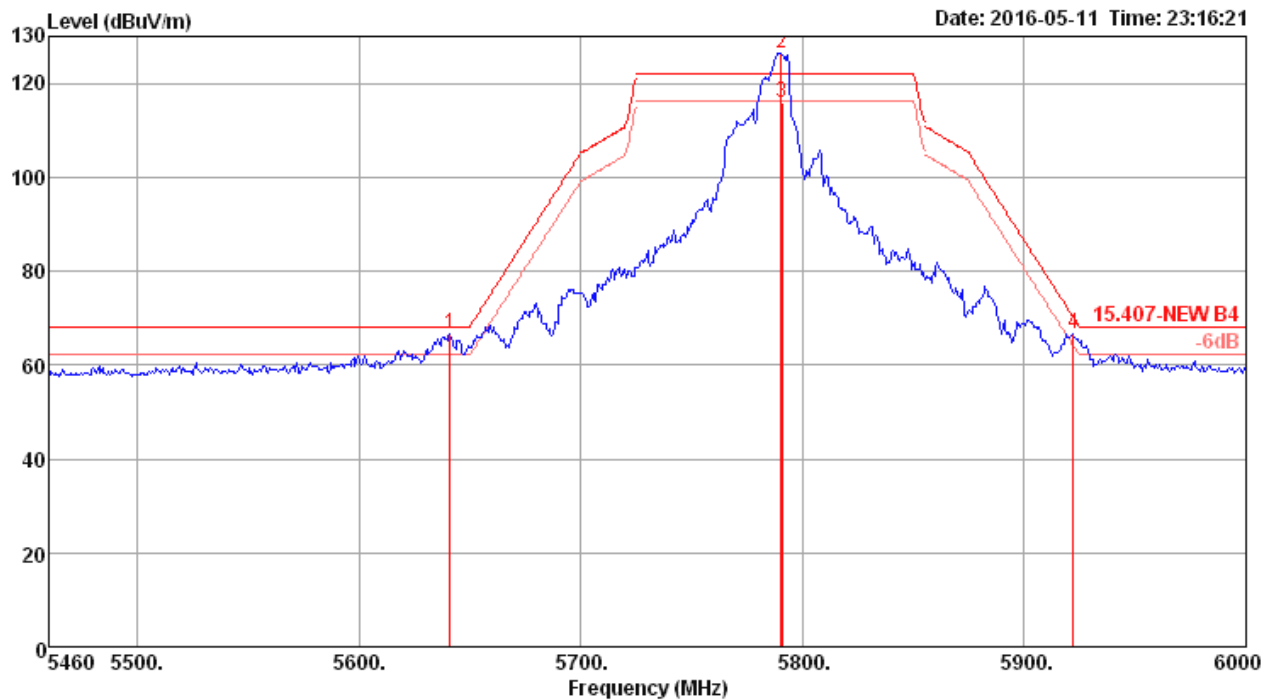


	Freq	Level	Limit	Over	Read	Cable	Antenna	Preamp	A/Pos	T/Pos	Remark	Pol/Phase
	MHz	dBuV/m	dBuV/m	dB	dBuV	dB	dB/m	dB	cm	deg		
1	5645.22	67.68	68.20	-0.52	59.12	7.28	34.39	33.11	193	185	Peak	HORIZONTAL
2	5748.17	115.09			106.46	7.32	34.45	33.14	193	185	Average	HORIZONTAL
3	5748.36	124.81			116.18	7.32	34.45	33.14	193	185	Peak	HORIZONTAL
4	5932.50	60.44	68.20	-7.76	51.63	7.45	34.56	33.20	193	185	Peak	HORIZONTAL

Item 2, 3 are the fundamental frequency at 5745 MHz.

Note: Both antenna polarizations have been tested and only the worst case was recorded in test report.

Channel 157

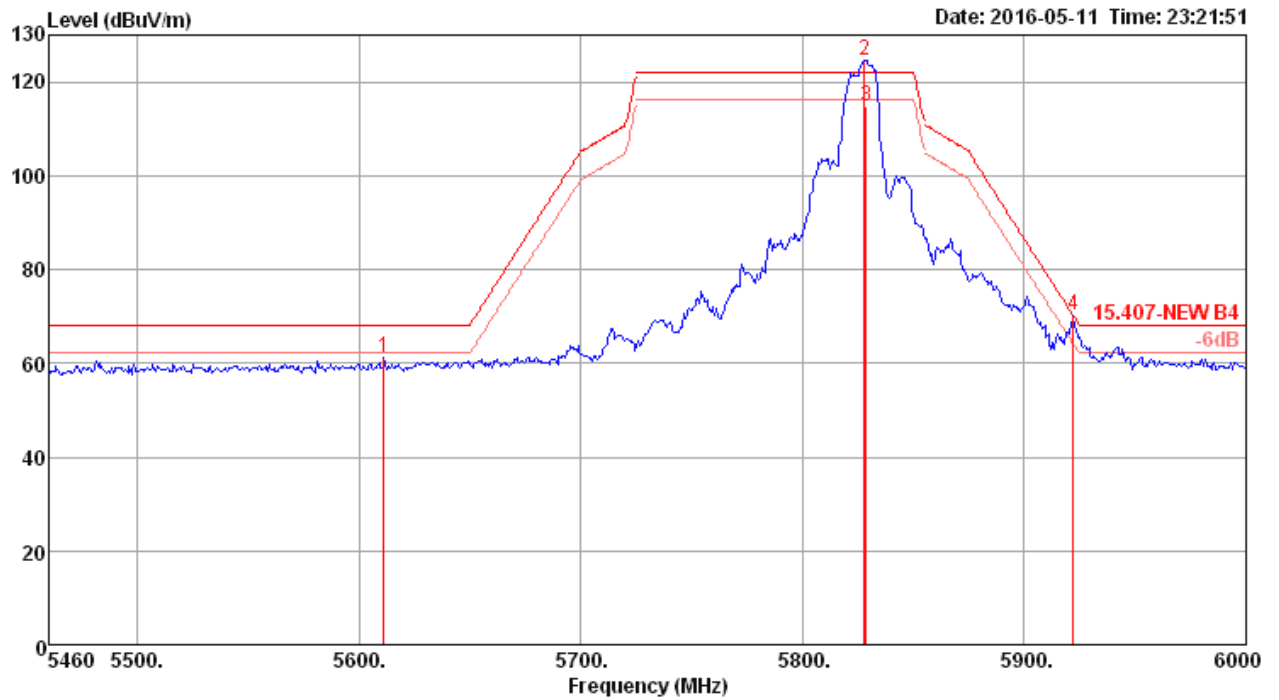


	Freq	Level	Limit	Over	Read	CableAntenna	Preamp	A/Pos	T/Pos	Remark	Pol/Phase
	MHz	dBuV/m	dBuV/m	dB	dBuV	dB	dB/m	dB	cm	deg	
1	5640.90	66.74	68.20	-1.46	58.18	7.28	34.39	33.11	188	183	Peak
2	5790.48	126.32			117.64	7.35	34.48	33.15	188	183	Peak
3	5790.58	116.02			107.34	7.35	34.48	33.15	188	183	Average
4	5922.24	66.72	70.23	-3.51	57.93	7.44	34.55	33.20	188	183	Peak

Item 2, 3 are the fundamental frequency at 5785 MHz.

Note: Both antenna polarizations have been tested and only the worst case was recorded in test report.

Channel 165



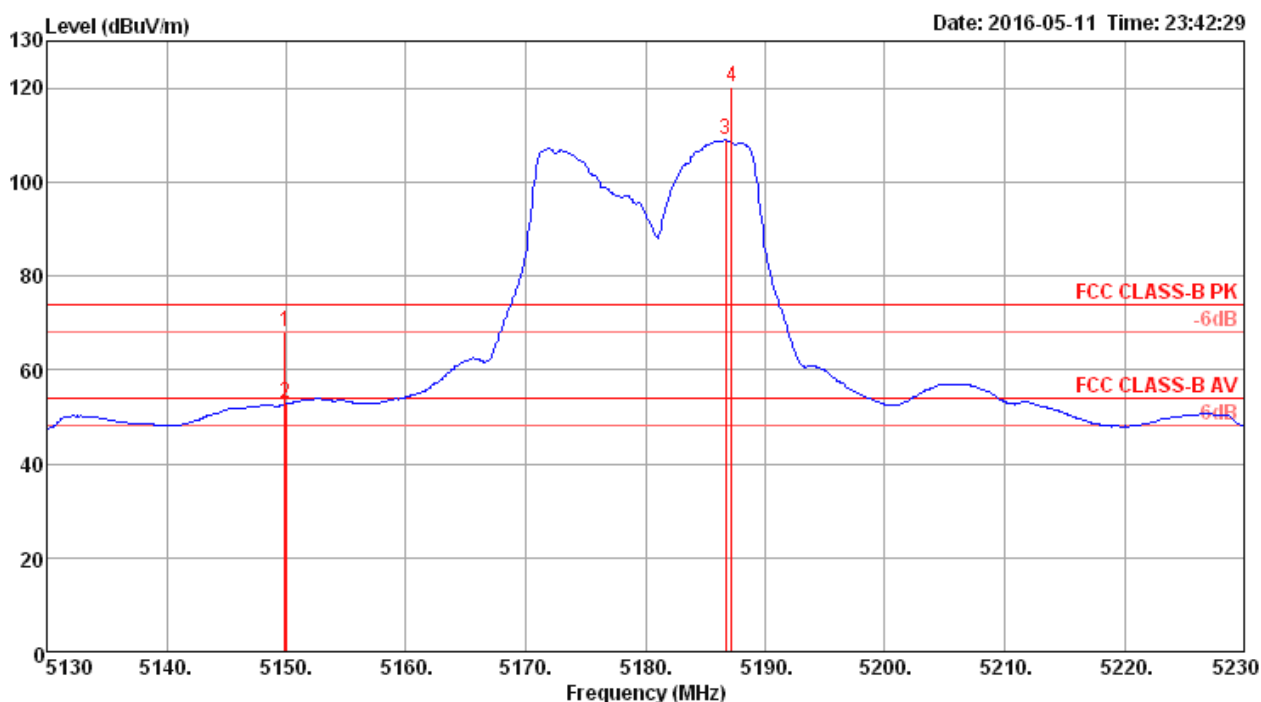
	Freq	Level	Limit	Over	Read	CableAntenna	Preamp	A/Pos	T/Pos	Remark	Pol/Phase
	MHz	dBuV/m	dBuV/m	dB	dBuV	dB	dB/m	dB	cm	deg	
1	5611.20	61.30	68.20	-6.90	52.77	7.26	34.37	33.10	194	185	Peak
2	5827.74	124.57			115.86	7.38	34.50	33.17	194	185	Peak
3	5828.65	114.63			105.92	7.38	34.50	33.17	194	185	Average
4	5922.24	70.09	70.23	-0.14	61.30	7.44	34.55	33.20	194	185	Peak

Item 2, 3 are the fundamental frequency at 5825 MHz.

Note: Both antenna polarizations have been tested and only the worst case was recorded in test report.

Temperature	22°C	Humidity	56%
Test Engineer	Nyle Chang & Peter Wu & Gary Chu & DK Chang & Eddie Weng & Stim Song & Brain Sun	Configurations	IEEE 802.11ac MCS0/Nss1 VHT20 CH 36, 40, 48 / Chain 1 + Chain 2 + Chain 3 + Chain 4
Test Mode	Mode 4		

Channel 36

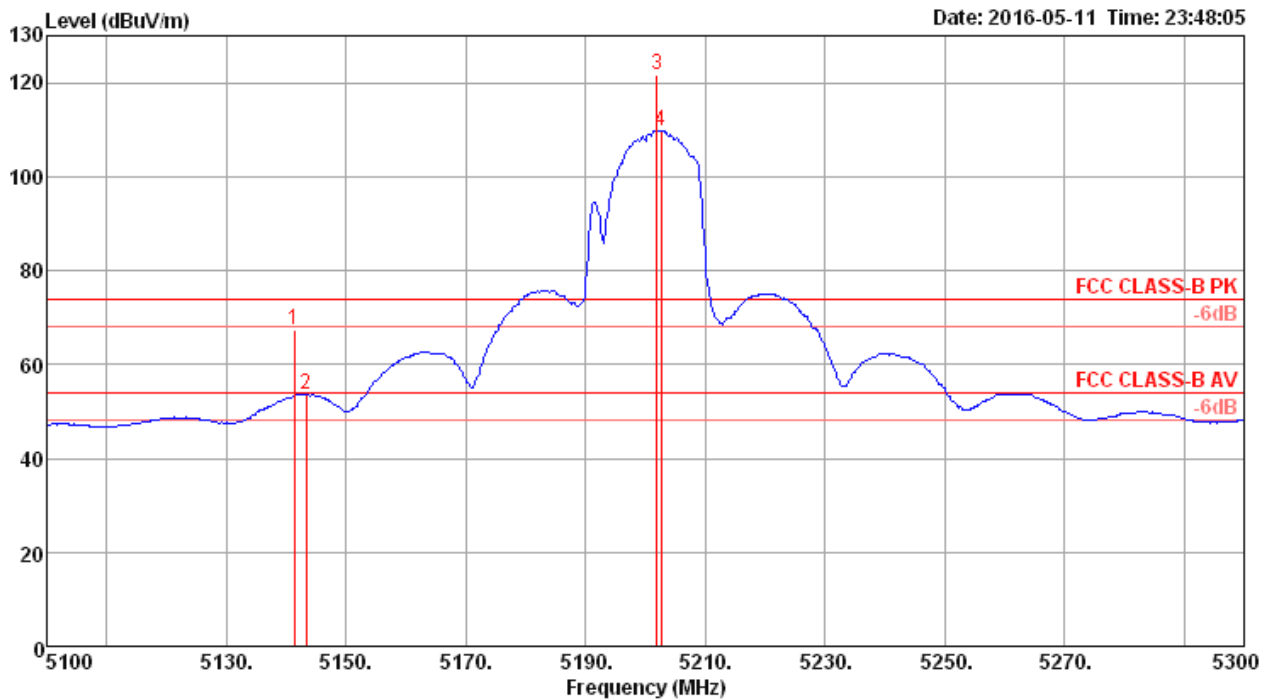


	Freq	Level	Limit	Over	Read	Cable	Antenna	Preamp	A/Pos	T/Pos	Remark	Pol/Phase
	MHz	dBuV/m	dBuV/m	dB	dBuV	dB	dB/m	dB	cm	deg		
1	5149.87	68.07	74.00	-5.93	60.35	7.03	33.74	33.05	234	179	Peak	VERTICAL
2	5150.00	52.78	54.00	-1.22	45.06	7.03	33.74	33.05	234	179	Average	VERTICAL
3	5186.73	108.84			101.01	7.06	33.82	33.05	234	179	Average	VERTICAL
4	5187.21	120.37			112.54	7.06	33.82	33.05	234	179	Peak	VERTICAL

Item 3, 4 are the fundamental frequency at 5180 MHz.

Note: Both antenna polarizations have been tested and only the worst case was recorded in test report.

Channel 40

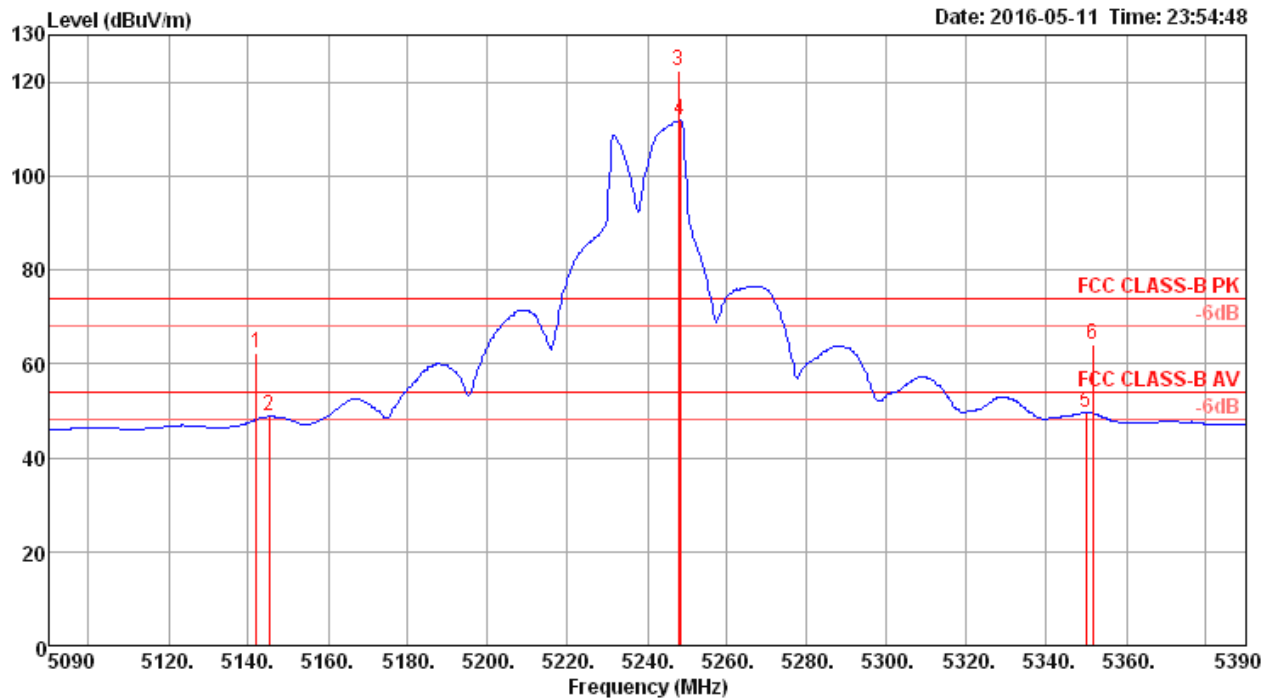


	Freq	Level	Limit Line	Over Limit	Read Level	CableAntenna Loss	Preamp Factor	A/Pos	T/Pos	Remark	Pol/Phase
	MHz	dBuV/m	dBuV/m	dB	dBuV	dB	dB/m	dB	cm	deg	
1	5141.35	67.34	74.00	-6.66	59.66	7.01	33.72	33.05	192	179 Peak	HORIZONTAL
2	5143.27	53.50	54.00	-0.50	45.78	7.03	33.74	33.05	192	179 Average	HORIZONTAL
3	5201.92	121.82			113.96	7.07	33.84	33.05	192	179 Peak	HORIZONTAL
4	5202.56	109.75			101.89	7.07	33.84	33.05	192	179 Average	HORIZONTAL

Item 3, 4 are the fundamental frequency at 5200 MHz.

Note: Both antenna polarizations have been tested and only the worst case was recorded in test report.

Channel 48



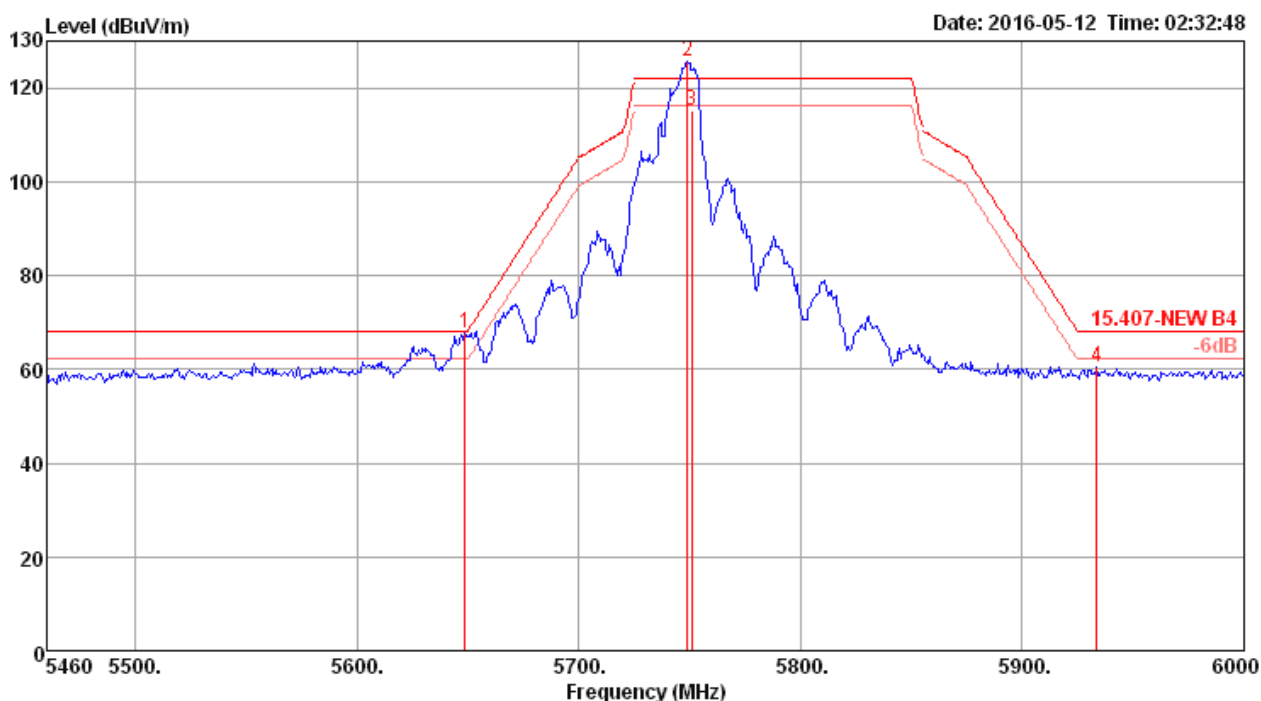
	Freq	Level	Limit	Over	Read	CableAntenna	Preamp	A/Pos	T/Pos	Remark	Pol/Phase
	MHz	dBuV/m	dBuV/m	dB	dBuV	dB	dB/m	dB	cm	deg	
1	5141.92	62.19	74.00	-11.81	54.47	7.03	33.74	33.05	195	174	Peak
2	5145.29	48.76	54.00	-5.24	41.04	7.03	33.74	33.05	195	174	Average
3	5247.69	122.56			114.61	7.10	33.91	33.06	195	174	Peak
4	5248.17	111.74			103.79	7.10	33.91	33.06	195	174	Average
5	5350.00	49.57	54.00	-4.43	41.42	7.15	34.06	33.06	195	174	Average
6	5351.54	64.22	74.00	-9.78	56.07	7.15	34.06	33.06	195	174	Peak

Item 3, 4 are the fundamental frequency at 5240 MHz.

Note: Both antenna polarizations have been tested and only the worst case was recorded in test report.

Temperature	22°C	Humidity	56%
Test Engineer	Nyle Chang & Peter Wu & Gary Chu & DK Chang & Eddie Weng & Stim Song & Brain Sun	Configurations	IEEE 802.11ac MCS0/Nss1 VHT20 CH 149, 157, 165 / Chain 1 + Chain 2 + Chain 3 + Chain 4
Test Mode	Mode 4		

Channel 149

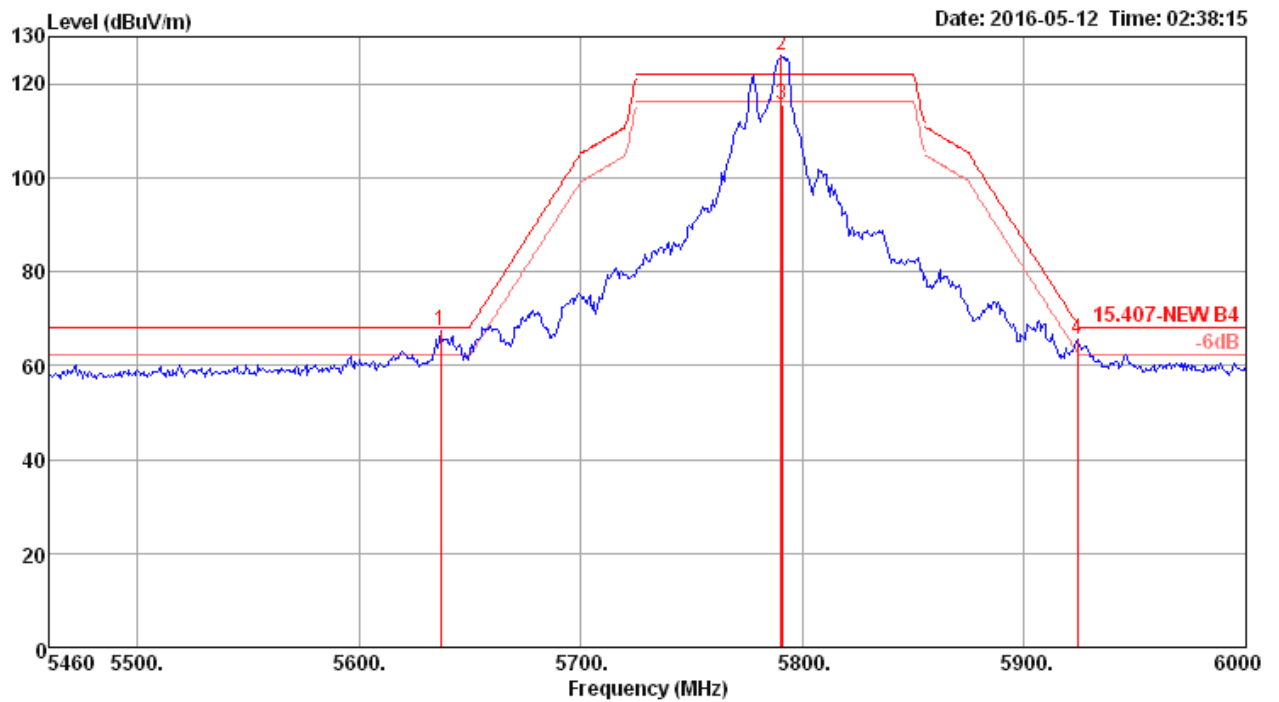


	Freq	Level	Limit	Over	Read	CableAntenna	Preamp	A/Pos	T/Pos	Remark	Pol/Phase
	MHz	dBuV/m	dBuV/m	dB	dBuV	dB	dB/m	dB	cm	deg	
1	5648.46	67.75	68.20	-0.45	59.19	7.28	34.39	33.11	189	182	Peak
2	5748.90	125.49			116.86	7.32	34.45	33.14	189	182	Peak
3	5750.77	115.30			106.67	7.32	34.45	33.14	189	182	Average
4	5933.58	60.40	68.20	-7.80	51.59	7.45	34.56	33.20	189	182	Peak

Item 2, 3 are the fundamental frequency at 5745 MHz.

Note: Both antenna polarizations have been tested and only the worst case was recorded in test report.

Channel 157

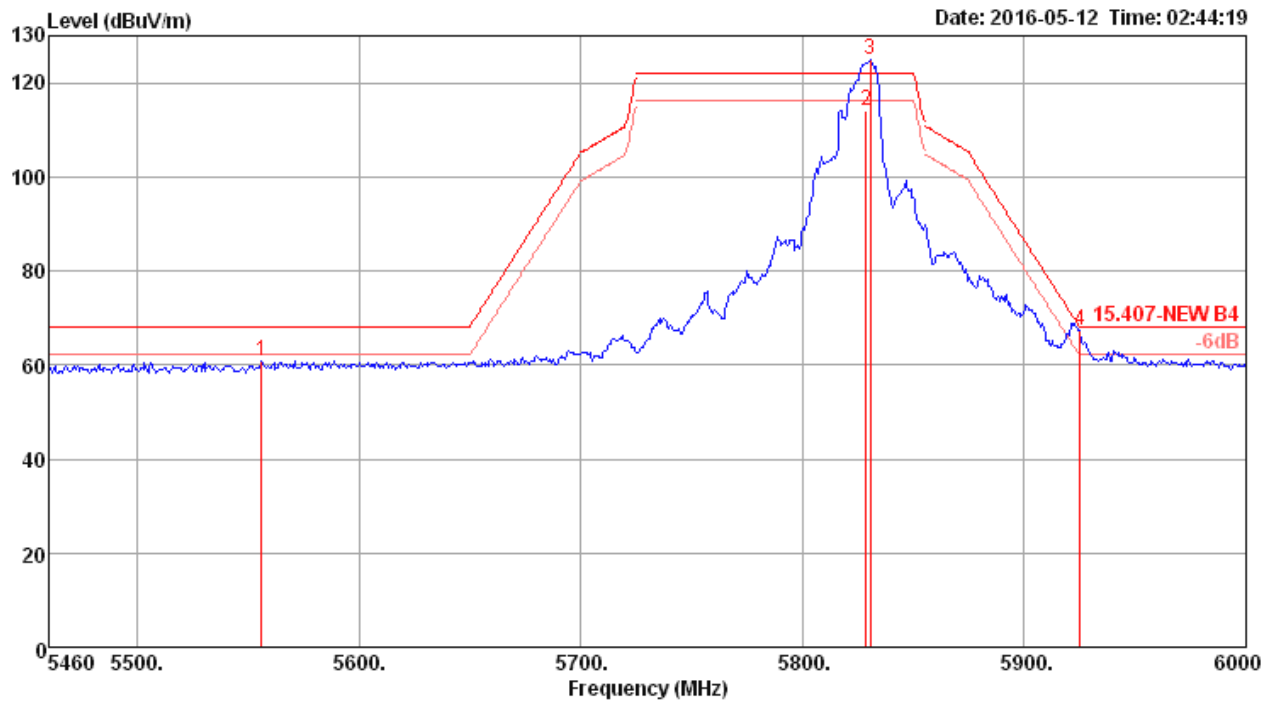


	Freq	Level	Limit	Over	Read	CableAntenna	Preamp	A/Pos	T/Pos	Remark	Pol/Phase
	MHz	dBuV/m	dBuV/m	dB	dBuV	dB	dB/m	dB	cm	deg	
1	5636.58	67.44	68.20	-0.76	58.90	7.27	34.38	33.11	180	180	Peak
2	5790.48	125.97			117.29	7.35	34.48	33.15	180	180	Peak
3	5790.58	115.58			106.90	7.35	34.48	33.15	180	180	Average
4	5923.86	65.37	69.04	-3.67	56.58	7.44	34.55	33.20	180	180	Peak

Item 2, 3 are the fundamental frequency at 5785 MHz.

Note: Both antenna polarizations have been tested and only the worst case was recorded in test report.

Channel 165



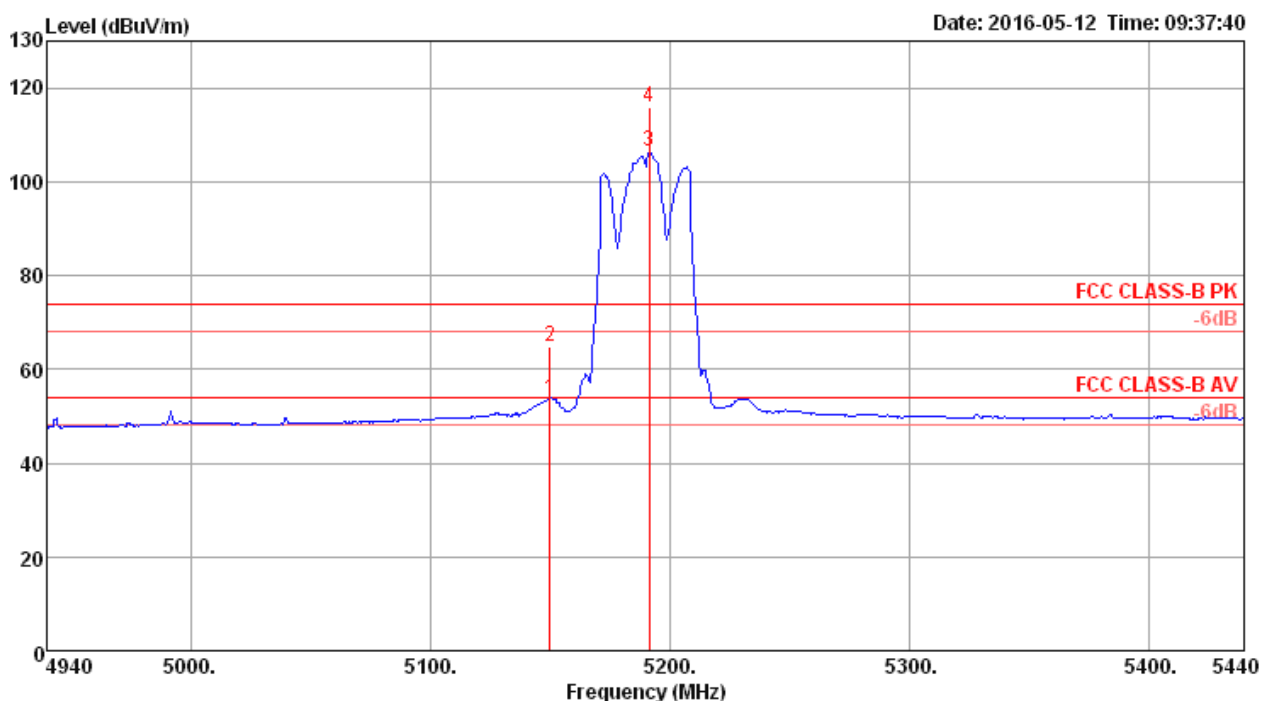
	Freq	Level	Limit	Over	Read	CableAntenna	Preamp	A/Pos	T/Pos	Remark	Pol/Phase
	MHz	dBuV/m	dBuV/m	dB	dBuV	dB	dB/m	dB	cm	deg	
1	5556.12	61.00	68.20	-7.20	52.52	7.23	34.33	33.08	189	183	Peak
2	5828.65	114.18			105.47	7.38	34.50	33.17	189	183	Average
3	5830.44	125.04			116.33	7.38	34.50	33.17	189	183	Peak
4	5924.94	67.33	68.24	-0.91	58.52	7.45	34.56	33.20	189	183	Peak

Item 2, 3 are the fundamental frequency at 5825 MHz.

Note: Both antenna polarizations have been tested and only the worst case was recorded in test report.

Temperature	22°C	Humidity	56%
Test Engineer	Nyle Chang & Peter Wu & Gary Chu & DK Chang & Eddie Weng & Stim Song & Brain Sun	Configurations	IEEE 802.11ac MCS0/Nss1 VHT40 CH 38, 46 / Chain 1 + Chain 2 + Chain 3 + Chain 4
Test Mode	Mode 4		

Channel 38

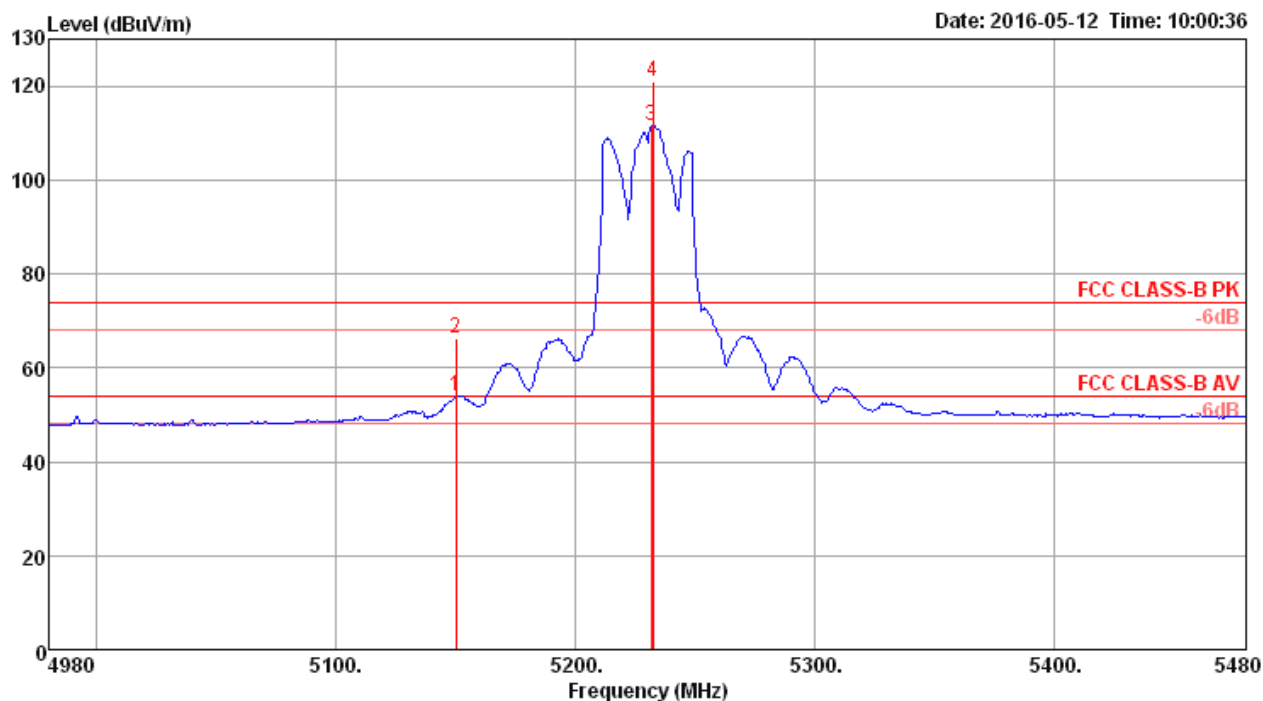


	Freq	Level	Limit	Over	Read	CableAntenna	Preamp	A/Pos	T/Pos	Remark	Pol/Phase
	MHz	dBuV/m	dBuV/m	dB	dBuV	dB	dB/m	dB	cm	deg	
1	5150.00	53.64	54.00	-0.36	44.99	7.96	33.74	33.05	228	180	Average
2	5150.00	64.83	74.00	-9.17	56.18	7.96	33.74	33.05	228	180	Peak
3	5191.60	106.35			97.59	7.99	33.82	33.05	228	180	Average
4	5191.60	115.78			107.02	7.99	33.82	33.05	228	180	Peak

Item 3, 4 are the fundamental frequency at 5190 MHz.

Note: Both antenna polarizations have been tested and only the worst case was recorded in test report.

Channel 46



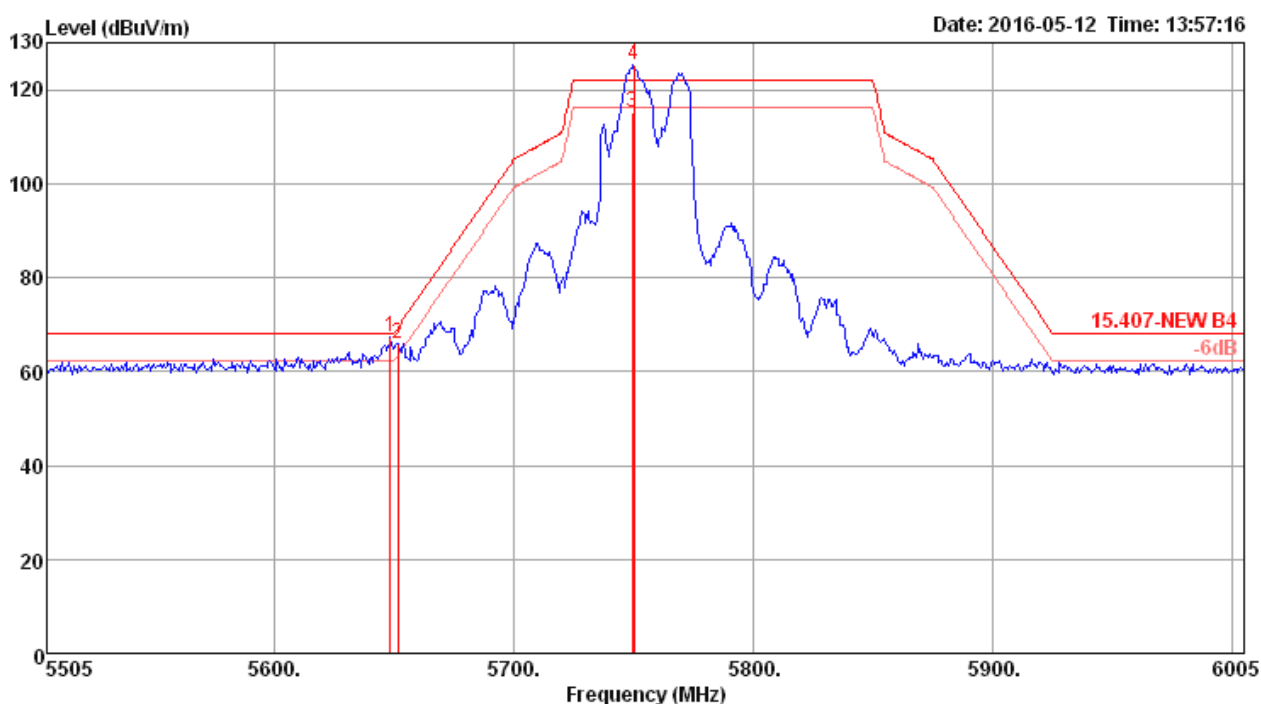
	Freq	Level	Limit	Over	Read	CableAntenna	Preamp	A/Pos	T/Pos	Remark	Pol/Phase
	MHz	dBuV/m	dBuV/m	dB	dBuV	dB	dB/m	dB	cm	deg	
1	5150.00	53.81	54.00	-0.19	45.16	7.96	33.74	33.05	229	178	Average
2	5150.00	66.43	74.00	-7.57	57.78	7.96	33.74	33.05	229	178	Peak
3	5231.60	111.63			102.80	8.02	33.86	33.05	229	178	Average
4	5232.40	120.84			111.97	8.03	33.89	33.05	229	178	Peak

Item 3, 4 are the fundamental frequency at 5230 MHz.

Note: Both antenna polarizations have been tested and only the worst case was recorded in test report.

Temperature	22°C	Humidity	56%
Test Engineer	Nyle Chang & Peter Wu & Gary Chu & DK Chang & Eddie Weng & Stim Song & Brain Sun	Configurations	IEEE 802.11ac MCS0/Nss1 VHT40 CH 151, 159 / Chain 1 + Chain 2 + Chain 3 + Chain 4
Test Mode	Mode 4		

Channel 151

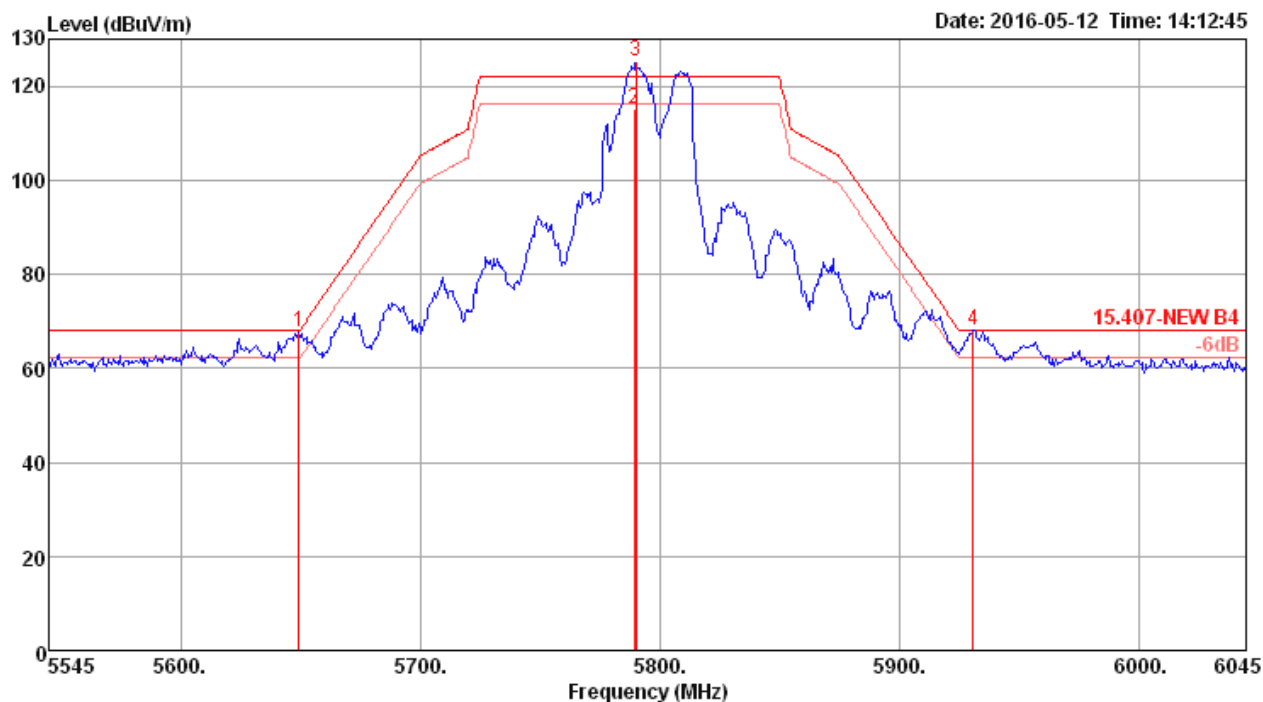


	Freq	Level	Limit	Over	Read	Cable	Antenna	Preamp	A/Pos	T/Pos	Remark	Pol/Phase
	MHz	dBuV/m	dBuV/m	dB	dBuV	dB	dB/m	dB	cm	deg		
1	5648.50	67.26	68.20	-0.94	57.66	8.32	34.39	33.11	223	185	Peak	HORIZONTAL
2	5651.50	65.96	69.31	-3.35	56.36	8.32	34.39	33.11	223	185	Peak	HORIZONTAL
3	5749.39	115.05			105.37	8.37	34.45	33.14	223	185	Average	HORIZONTAL
4	5750.19	125.20			115.52	8.37	34.45	33.14	223	185	Peak	HORIZONTAL

Item 3, 4 are the fundamental frequency at 5755 MHz.

Note: Both antenna polarizations have been tested and only the worst case was recorded in test report.

Channel 159



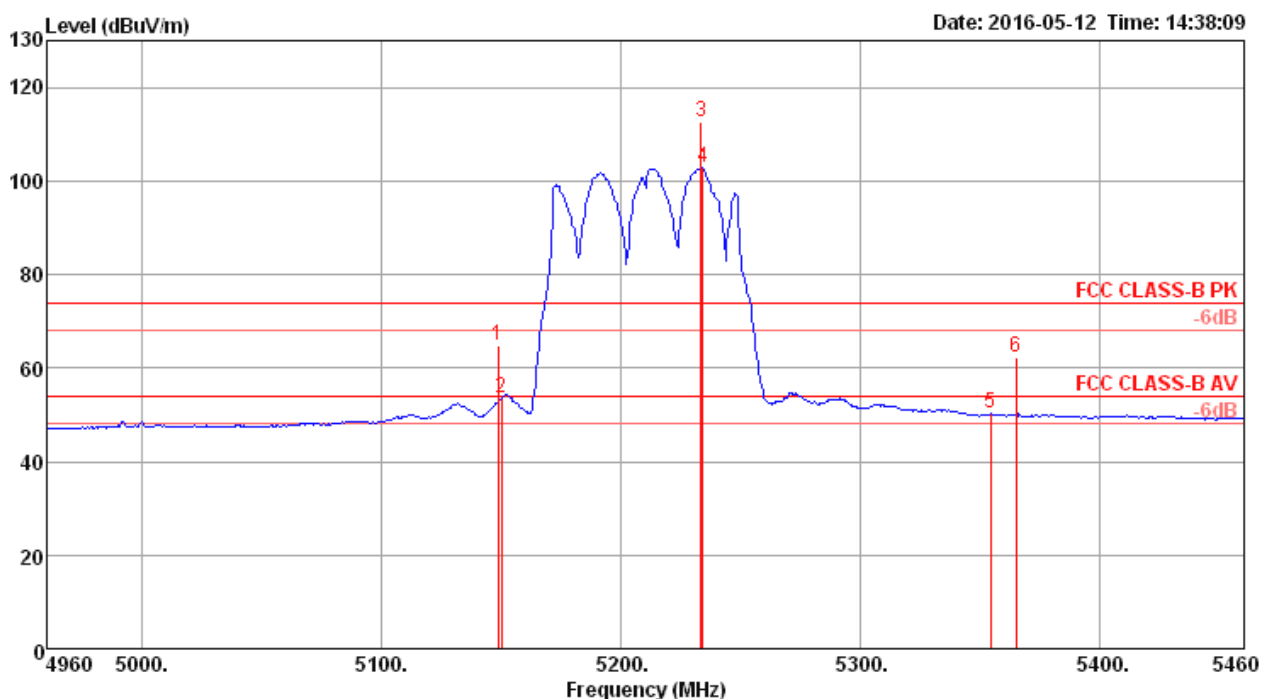
	Freq	Level	Limit	Over	Read	CableAntenna	Preamp	A/Pos	T/Pos	Remark	Pol/Phase
	MHz	dBuV/m	dBuV/m	dB	dBuV	dB	dB/m	dB	cm	deg	
1	5649.50	67.57	68.20	-0.63	57.97	8.32	34.39	33.11	223	179 Peak	HORIZONTAL
2	5789.39	115.04			105.31	8.40	34.48	33.15	223	179 Average	HORIZONTAL
3	5790.19	125.37			115.64	8.40	34.48	33.15	223	179 Peak	HORIZONTAL
4	5931.00	67.98	68.20	-0.22	58.17	8.45	34.56	33.20	223	179 Peak	HORIZONTAL

Item 2, 3 are the fundamental frequency at 5795 MHz.

Note: Both antenna polarizations have been tested and only the worst case was recorded in test report.

Temperature	22°C	Humidity	56%
Test Engineer	Nyle Chang & Peter Wu & Gary Chu & DK Chang & Eddie Weng & Stim Song & Brain Sun	Configurations	IEEE 802.11ac MCS0/Nss1 VHT80 CH 42, 155 / Chain 1 + Chain 2 + Chain 3 + Chain 4
Test Mode	Mode 4		

Channel 42

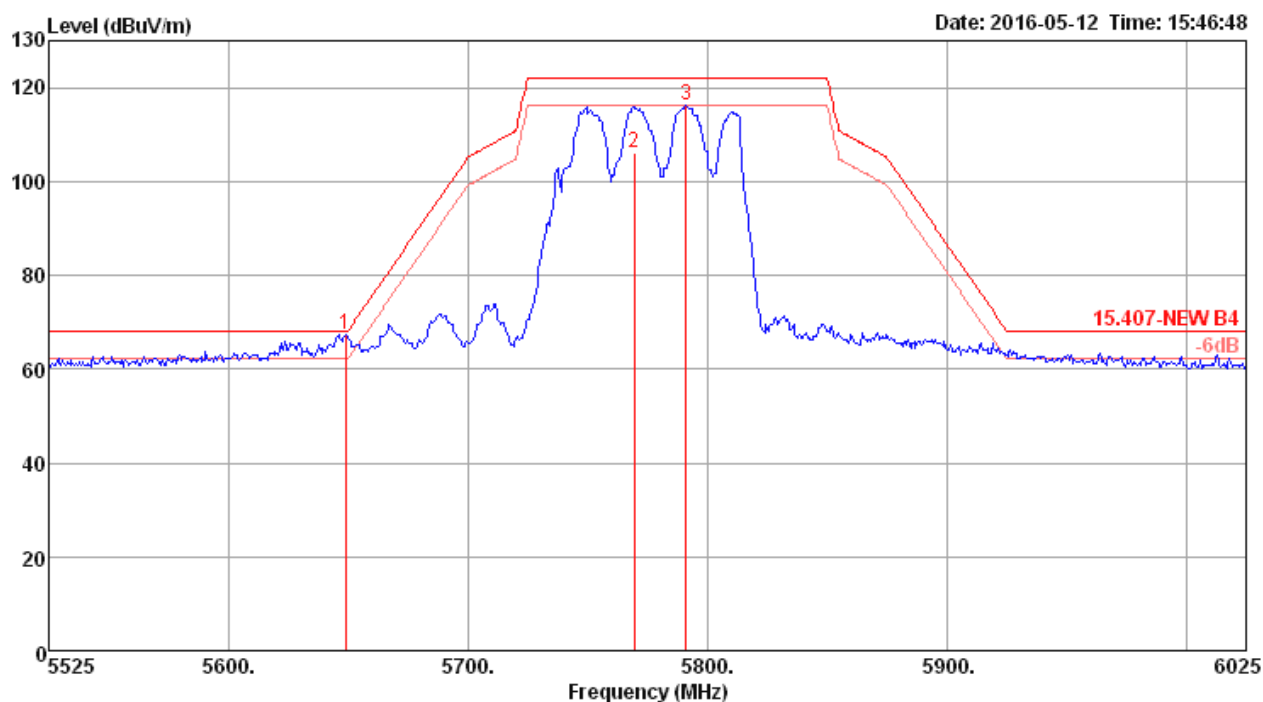


	Freq	Level	Limit	Over	Read	CableAntenna	Preamp	A/Pos	T/Pos	Remark	Pol/Phase
	MHz	dBuV/m	Line	Limit	Level	Loss	Factor	Factor	cm	deg	
1	5148.30	64.79	74.00	-9.21	56.14	7.96	33.74	33.05	215	169 Peak	HORIZONTAL
2	5150.00	53.52	54.00	-0.48	44.87	7.96	33.74	33.05	215	169 Average	HORIZONTAL
3	5233.24	112.57			103.70	8.03	33.89	33.05	215	169 Peak	HORIZONTAL
4	5234.04	102.86			93.99	8.03	33.89	33.05	215	169 Average	HORIZONTAL
5	5354.23	50.30	54.00	-3.70	41.13	8.15	34.08	33.06	215	169 Average	HORIZONTAL
6	5364.65	62.18	74.00	-11.82	53.01	8.15	34.08	33.06	215	169 Peak	HORIZONTAL

Item 3, 4 are the fundamental frequency at 5210 MHz.

Note: Both antenna polarizations have been tested and only the worst case was recorded in test report.

Channel 155



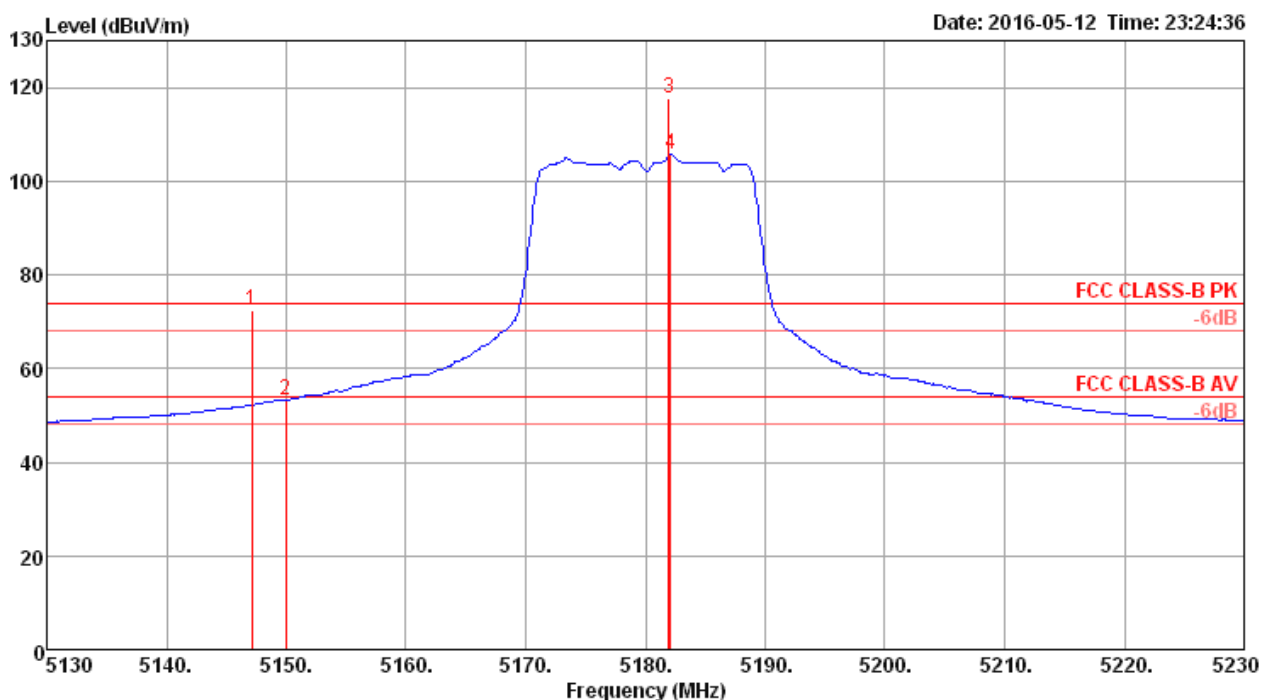
	Freq	Level	Limit	Over	Read	CableAntenna		Preamp	A/Pos	T/Pos	Remark	Pol/Phase
	MHz	dBuV/m	dBuV/m	dB	dBuV	Loss	Factor	Factor	cm	deg		
1	5649.00	67.36	68.20	-0.84	57.76	8.32	34.39	33.11	218	178	Peak	HORIZONTAL
2	5769.39	106.23			96.54	8.38	34.46	33.15	218	178	Average	HORIZONTAL
3	5791.03	116.07			106.34	8.40	34.48	33.15	218	178	Peak	HORIZONTAL

Item 2, 3 are the fundamental frequency at 5775 MHz.

Note: Both antenna polarizations have been tested and only the worst case was recorded in test report.

Temperature	22°C	Humidity	56%
Test Engineer	Nyle Chang & Peter Wu & Gary Chu & DK Chang & Eddie Weng & Stim Song & Brain Sun	Configurations	IEEE 802.11ac MCS0/Nss4 VHT20 CH 36, 40, 48 / Chain 1 + Chain 2 + Chain 3 + Chain 4
Test Mode	Mode 4		

Channel 36

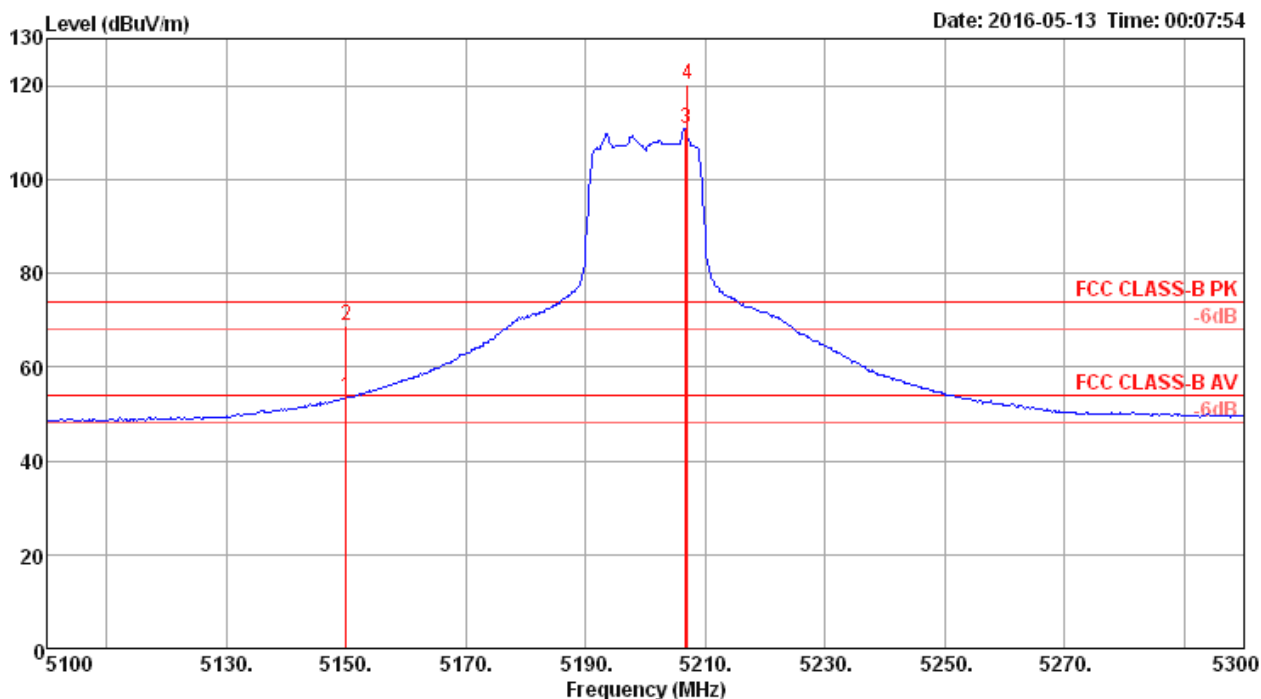


	Freq	Level	Limit	Over	Read	Cable	Antenna	Preamp	A/Pos	T/Pos	Remark	Pol/Phase
	MHz	dBuV/m	dBuV/m	dB	dBuV	dB	dB/m	dB	cm	deg		
1	5147.12	72.48	74.00	-1.52	63.83	7.96	33.74	33.05	226	168	Peak	HORIZONTAL
2	5150.00	53.31	54.00	-0.69	44.66	7.96	33.74	33.05	226	168	Average	HORIZONTAL
3	5181.92	117.69			108.97	7.98	33.79	33.05	226	168	Peak	HORIZONTAL
4	5182.08	105.71			96.99	7.98	33.79	33.05	226	168	Average	HORIZONTAL

Item 3, 4 are the fundamental frequency at 5180 MHz.

Note: Both antenna polarizations have been tested and only the worst case was recorded in test report.

Channel 40

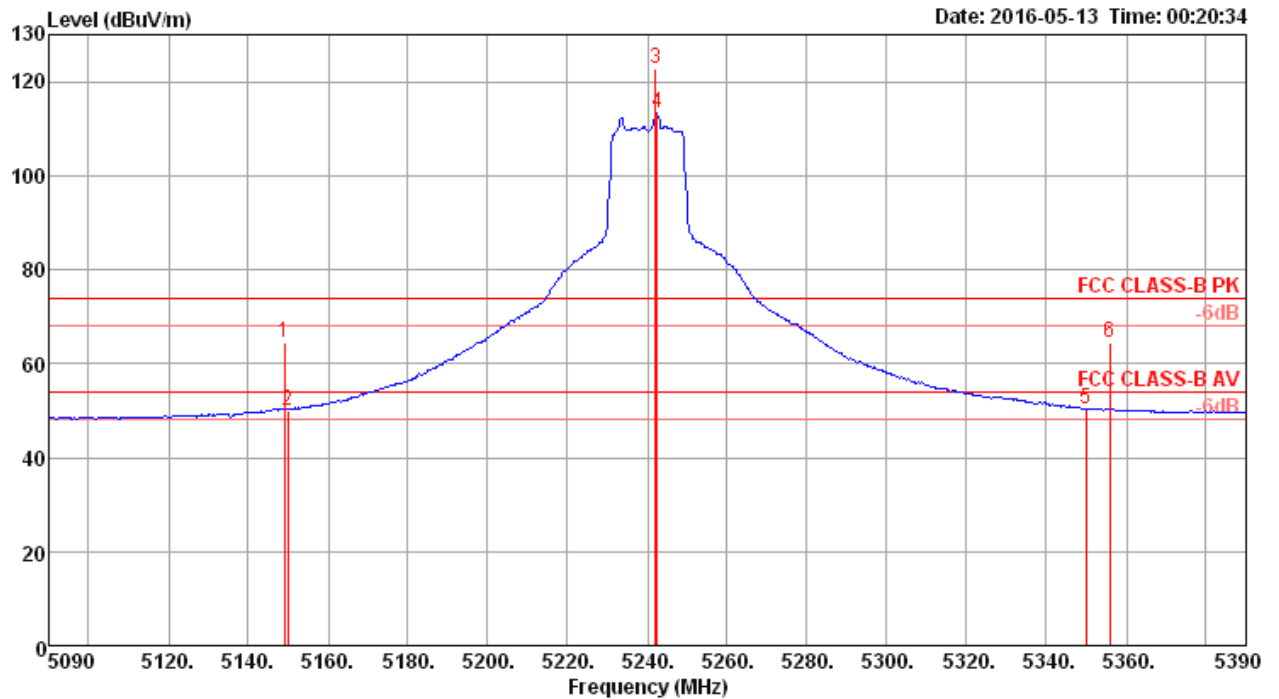


	Freq	Level	Limit	Over	Read	CableAntenna	Preamp	A/Pos	T/Pos	Remark	Pol/Phase
	MHz	dBuV/m	dBuV/m	dB	dBuV	dB	dB/m	dB	cm	deg	
1	5150.00	53.67	54.00	-0.33	45.02	7.96	33.74	33.05	227	162	Average
2	5150.00	68.80	74.00	-5.20	60.15	7.96	33.74	33.05	227	162	Peak
3	5206.73	110.81			102.02	8.00	33.84	33.05	227	162	Average
4	5207.05	120.39			111.60	8.00	33.84	33.05	227	162	Peak

Item 3, 4 are the fundamental frequency at 5200 MHz.

Note: Both antenna polarizations have been tested and only the worst case was recorded in test report.

Channel 48



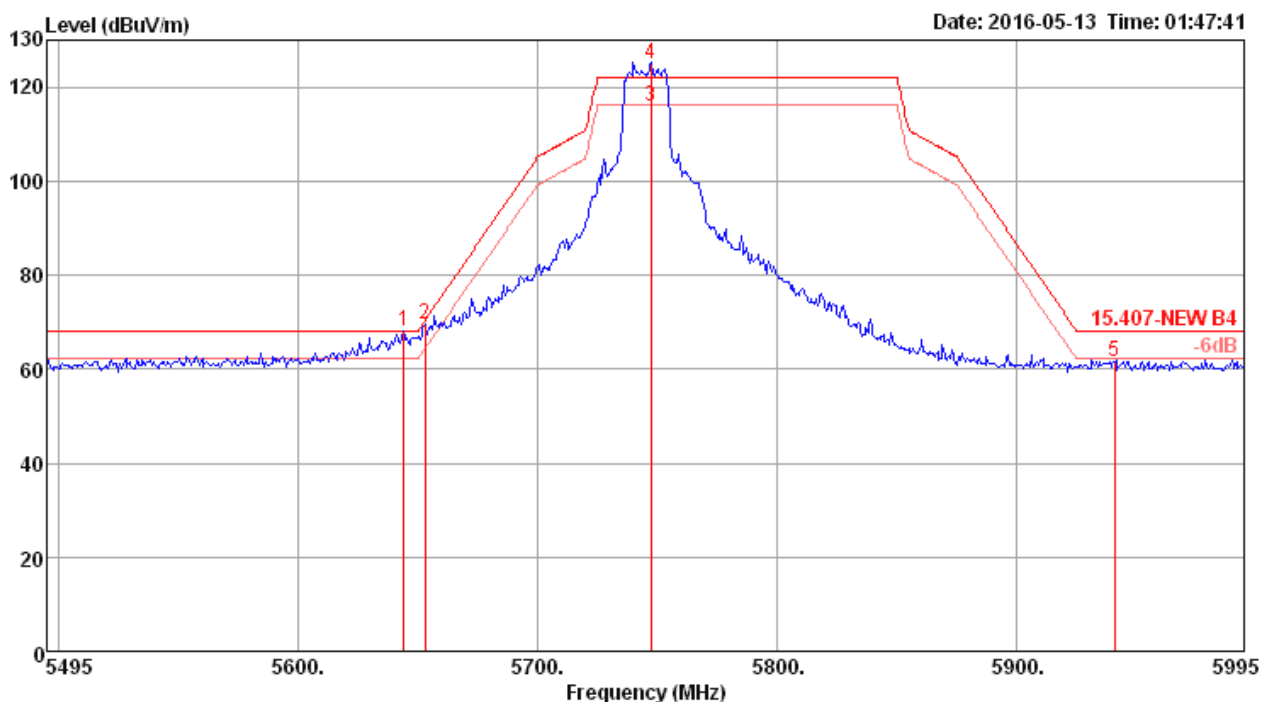
	Freq	Level	Limit	Over	Read	CableAntenna	Preamp	A/Pos	T/Pos	Remark	Pol/Phase
	MHz	dBuV/m	dBuV/m	dB	dBuV	dB	dB/m	dB	cm	deg	
1	5149.04	64.41	74.00	-9.59	55.76	7.96	33.74	33.05	224	166 Peak	HORIZONTAL
2	5150.00	50.11	54.00	-3.89	41.46	7.96	33.74	33.05	224	166 Average	HORIZONTAL
3	5241.92	122.79			113.93	8.03	33.89	33.06	224	166 Peak	HORIZONTAL
4	5242.40	113.24			104.38	8.03	33.89	33.06	224	166 Average	HORIZONTAL
5	5350.00	50.31	54.00	-3.69	41.17	8.14	34.06	33.06	224	166 Average	HORIZONTAL
6	5355.77	64.30	74.00	-9.70	55.13	8.15	34.08	33.06	224	166 Peak	HORIZONTAL

Item 3, 4 are the fundamental frequency at 5240 MHz.

Note: Both antenna polarizations have been tested and only the worst case was recorded in test report.

Temperature	22°C	Humidity	56%
Test Engineer	Nyle Chang & Peter Wu & Gary Chu & DK Chang & Eddie Weng & Stim Song & Brain Sun	Configurations	IEEE 802.11ac MCS0/Nss4 VHT20 CH 149, 157, 165 / Chain 1 + Chain 2 + Chain 3 + Chain 4
Test Mode	Mode 4		

Channel 149

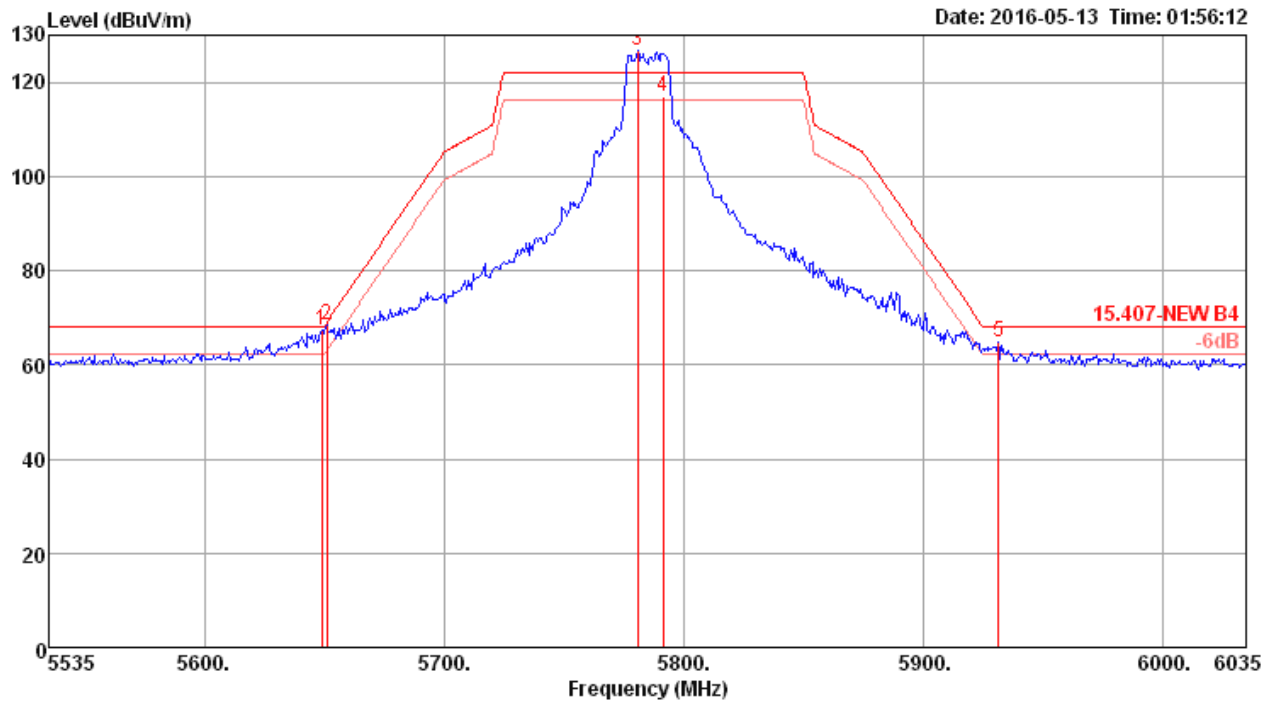


	Freq	Level	Limit Line	Over Limit	Read Level	Cable Loss	Antenna Factor	Preamp Factor	A/Pos	T/Pos	Remark	Pol/Phase
	MHz	dBuV/m	dBuV/m	dB	dBuV	dB	dB/m	dB	cm	deg		
1	5644.00	67.90	68.20	-0.30	58.30	8.32	34.39	33.11	209	175	Peak	HORIZONTAL
2	5653.00	69.61	70.43	-0.82	60.01	8.32	34.39	33.11	209	175	Peak	HORIZONTAL
3	5747.40	115.89			106.21	8.37	34.45	33.14	209	175	Average	HORIZONTAL
4	5747.40	124.77			115.09	8.37	34.45	33.14	209	175	Peak	HORIZONTAL
5	5941.00	61.69	68.20	-6.51	51.88	8.45	34.56	33.20	209	175	Peak	HORIZONTAL

Item 3, 4 are the fundamental frequency at 5745 MHz.

Note: Both antenna polarizations have been tested and only the worst case was recorded in test report.

Channel 157

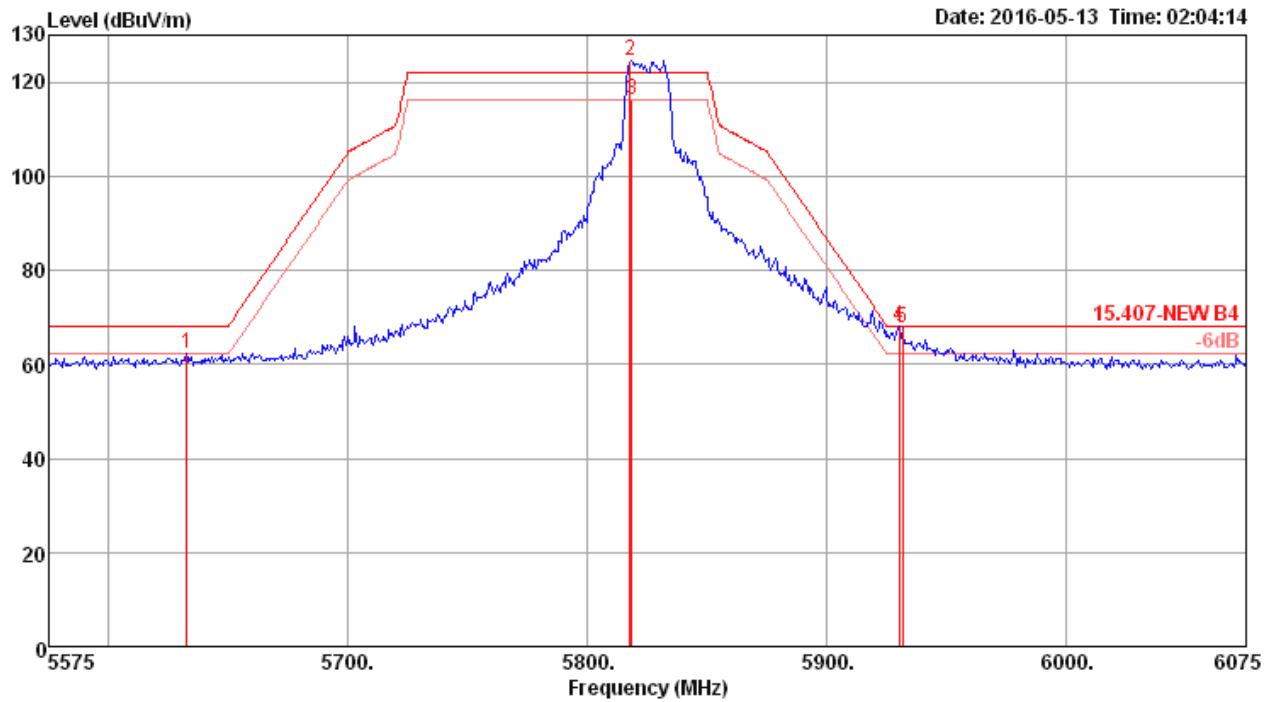


	Freq	Level	Limit	Over	Read	CableAntenna	Preamp	A/Pos	T/Pos	Remark	Pol/Phase
	MHz	dBuV/m	dBuV/m	dB	dBuV	dB	dB/m	dB	cm	deg	
1	5649.00	67.30	68.20	-0.90	57.70	8.32	34.39	33.11	196	170 Peak	HORIZONTAL
2	5651.00	68.34	68.94	-0.60	58.74	8.32	34.39	33.11	196	170 Peak	HORIZONTAL
3	5780.99	126.64			116.93	8.39	34.47	33.15	196	170 Peak	HORIZONTAL
4	5791.41	117.10			107.37	8.40	34.48	33.15	196	170 Average	HORIZONTAL
5	5931.50	64.66	68.20	-3.54	54.85	8.45	34.56	33.20	196	170 Peak	HORIZONTAL

Item 3, 4 are the fundamental frequency at 5785 MHz.

Note: Both antenna polarizations have been tested and only the worst case was recorded in test report.

Channel 165



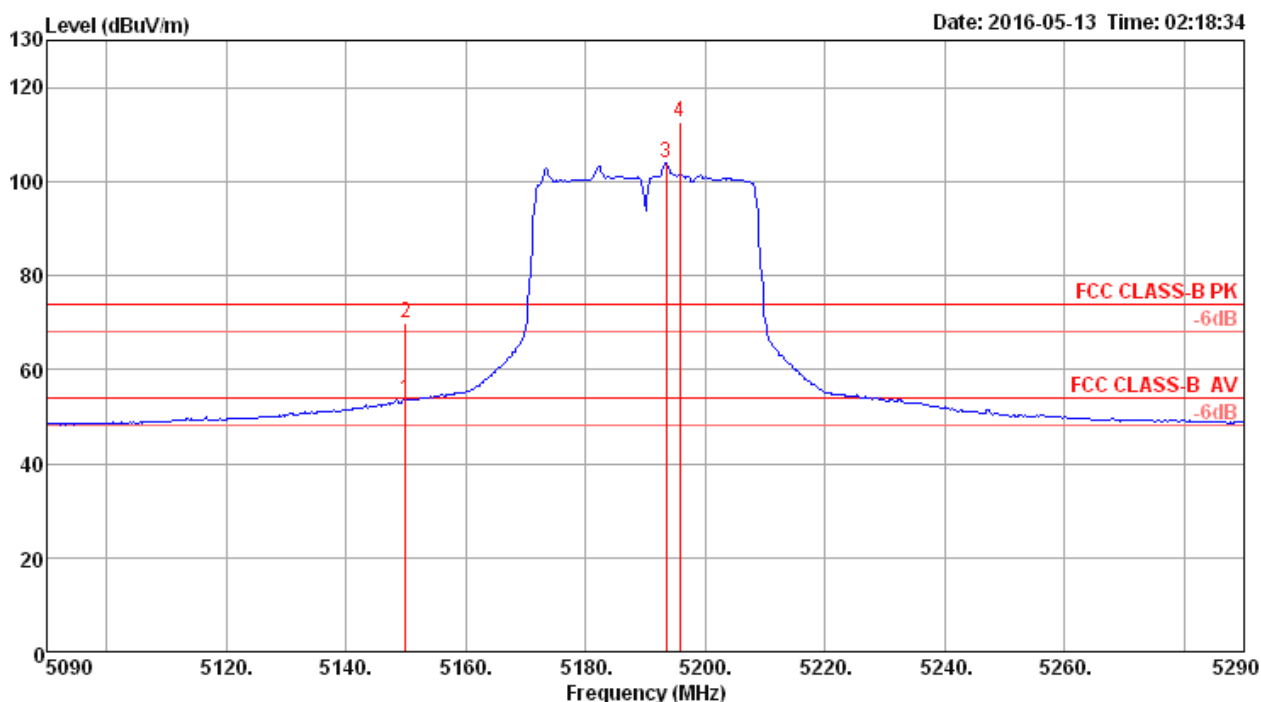
	Freq	Level	Limit	Over	Read	CableAntenna	Preamp	A/Pos	T/Pos	Remark	Pol/Phase
	MHz	dBuV/m	dBuV/m	dB	dBuV	dB	dB/m	dB	cm	deg	
1	5632.50	62.30	68.20	-5.90	52.71	8.31	34.38	33.10	202	174 Peak	HORIZONTAL
2	5817.79	124.53			114.79	8.41	34.49	33.16	202	174 Peak	HORIZONTAL
3	5818.59	116.17			106.43	8.41	34.49	33.16	202	174 Average	HORIZONTAL
4	5930.00	67.94	68.20	-0.26	58.13	8.45	34.56	33.20	202	174 Peak	HORIZONTAL
5	5931.50	67.85	68.20	-0.35	58.04	8.45	34.56	33.20	202	174 Peak	HORIZONTAL

Item 2, 3 are the fundamental frequency at 5825 MHz.

Note: Both antenna polarizations have been tested and only the worst case was recorded in test report.

Temperature	22°C	Humidity	56%
Test Engineer	Nyle Chang & Peter Wu & Gary Chu & DK Chang & Eddie Weng & Stim Song & Brain Sun	Configurations	IEEE 802.11ac MCS0/Nss4 VHT40 CH 38, 46 / Chain 1 + Chain 2 + Chain 3 + Chain 4
Test Mode	Mode 4		

Channel 38

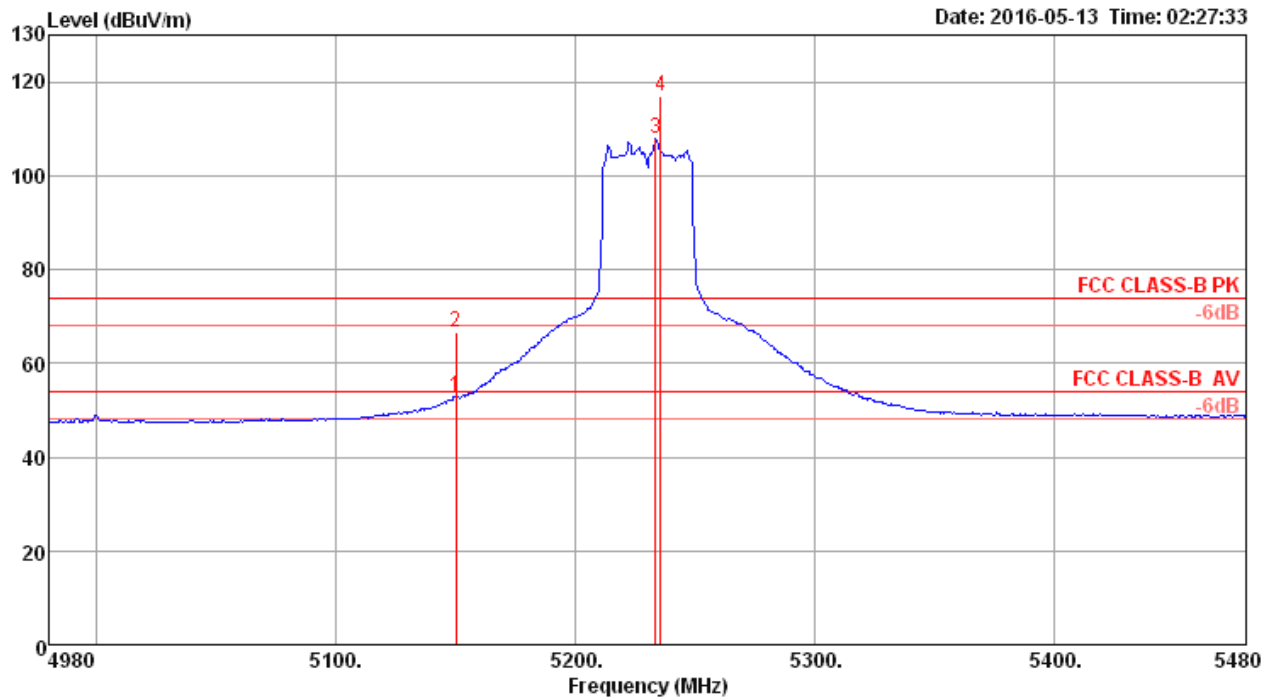


	Freq	Level	Limit	Over	Read	CableAntenna	Preamp	A/Pos	T/Pos	Remark	Pol/Phase
	MHz	dBuV/m	dBuV/m	dB	dBuV	dB	dB/m	dB	cm	deg	
1	5150.00	53.71	54.00	-0.29	45.06	7.96	33.74	33.05	220	178	Average
2	5150.00	70.06	74.00	-3.94	61.41	7.96	33.74	33.05	220	178	Peak
3	5193.53	104.04			95.28	7.99	33.82	33.05	220	178	Average
4	5195.77	112.68			103.92	7.99	33.82	33.05	220	178	Peak

Item 3, 4 are the fundamental frequency at 5190 MHz.

Note: Both antenna polarizations have been tested and only the worst case was recorded in test report.

Channel 46



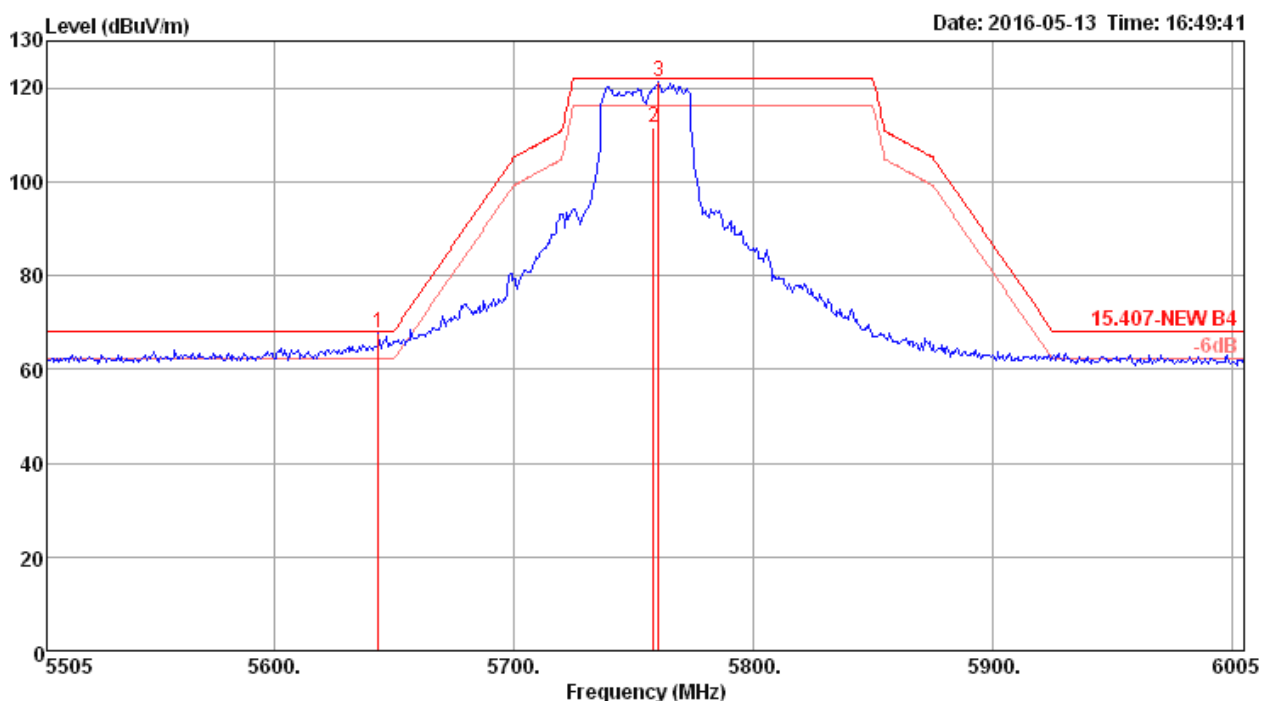
	Freq	Level	Limit	Over	Read	CableAntenna	Preamp	A/Pos	T/Pos	Remark	Pol/Phase
	MHz	dBuV/m	dBuV/m	dB	dBuV	dB	dB/m	dB	cm	deg	
1	5150.00	52.95	54.00	-1.05	44.30	7.96	33.74	33.05	212	161	Average
2	5150.00	66.72	74.00	-7.28	58.07	7.96	33.74	33.05	212	161	Peak
3	5233.21	108.00			99.13	8.03	33.89	33.05	212	161	Average
4	5235.61	116.89			108.02	8.03	33.89	33.05	212	161	Peak

Item 3, 4 are the fundamental frequency at 5230 MHz.

Note: Both antenna polarizations have been tested and only the worst case was recorded in test report.

Temperature	22°C	Humidity	56%
Test Engineer	Nyle Chang & Peter Wu & Gary Chu & DK Chang & Eddie Weng & Stim Song & Brain Sun	Configurations	IEEE 802.11ac MCS0/Nss4 VHT40 CH 151, 159 / Chain 1 + Chain 2 + Chain 3 + Chain 4
Test Mode	Mode 4		

Channel 151

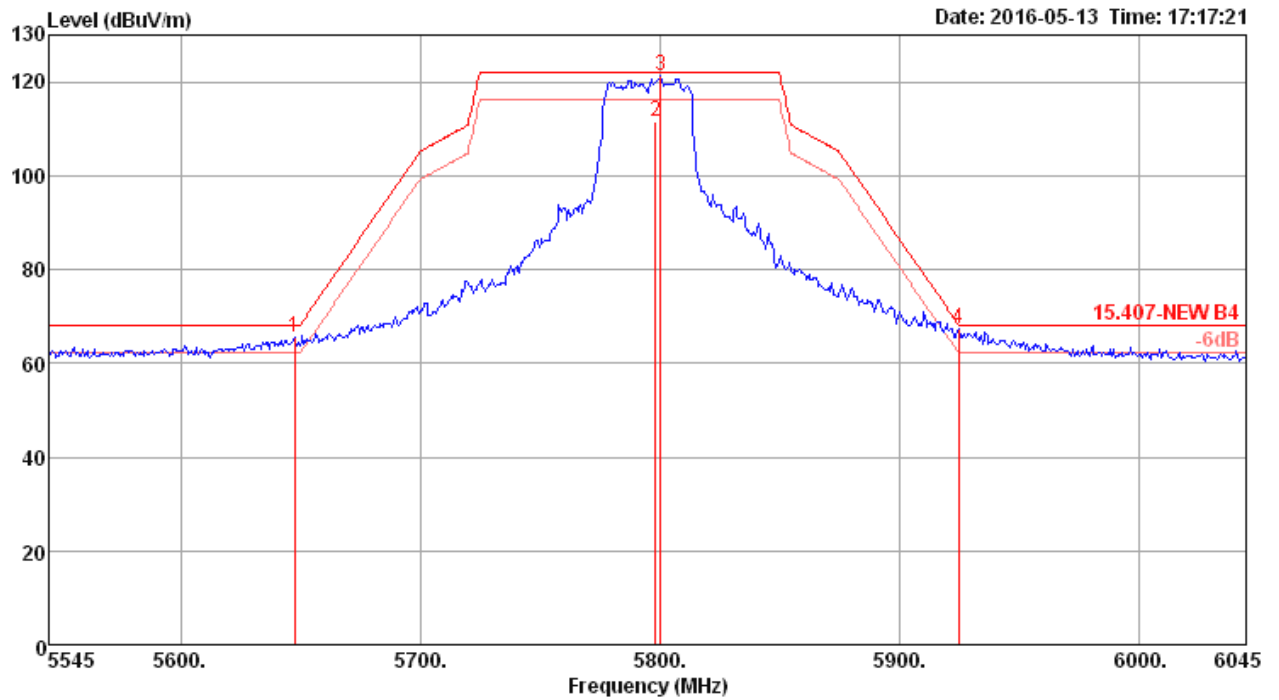


	Freq	Level	Limit	Over	Read	CableAntenna	Preamp	A/Pos	T/Pos	Remark	Pol/Phase
	MHz	dBuV/m	dBuV/m	dB	dBuV	dB	dB/m	dB	cm	deg	
1	5643.50	67.86	68.20	-0.34	58.26	8.32	34.39	33.11	211	178 Peak	HORIZONTAL
2	5758.21	111.44			101.74	8.38	34.46	33.14	211	178 Average	HORIZONTAL
3	5760.61	121.34			111.64	8.38	34.46	33.14	211	178 Peak	HORIZONTAL

Item 2, 3 are the fundamental frequency at 5755 MHz.

Note: Both antenna polarizations have been tested and only the worst case was recorded in test report.

Channel 159



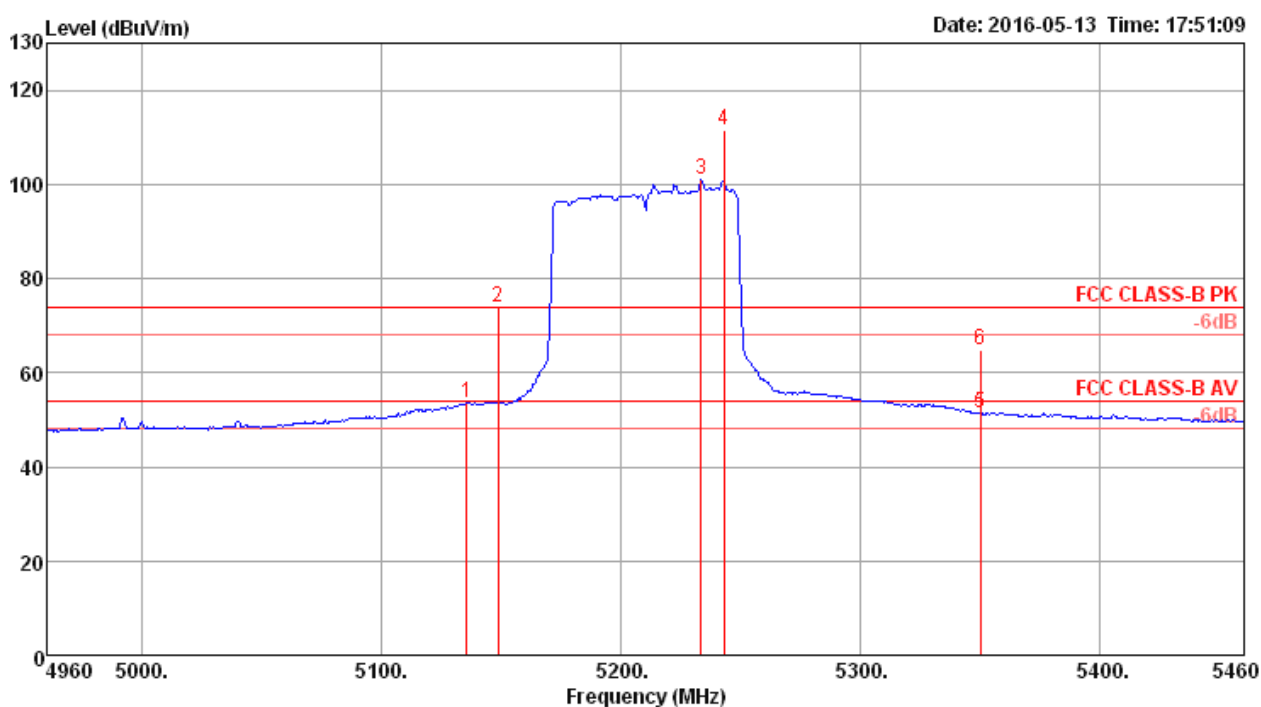
	Freq	Level	Limit	Over	Read	CableAntenna	Preamp	A/Pos	T/Pos	Remark	Pol/Phase
	MHz	dBuV/m	dBuV/m	dB	dBuV	dB	dB/m	dB	cm	deg	
1	5647.50	65.39	68.20	-2.81	55.79	8.32	34.39	33.11	223	181 Peak	HORIZONTAL
2	5798.21	111.69			101.96	8.40	34.48	33.15	223	181 Average	HORIZONTAL
3	5800.61	121.19			111.46	8.40	34.48	33.15	223	181 Peak	HORIZONTAL
4	5925.00	67.23	68.20	-0.97	57.42	8.45	34.56	33.20	223	181 Peak	HORIZONTAL

Item 2, 3 are the fundamental frequency at 5795 MHz.

Note: Both antenna polarizations have been tested and only the worst case was recorded in test report.

Temperature	22°C	Humidity	56%
Test Engineer	Nyle Chang & Peter Wu & Gary Chu & DK Chang & Eddie Weng & Stim Song & Brain Sun	Configurations	IEEE 802.11ac MCS0/Nss4 VHT80 CH 42, 155 / Chain 1 + Chain 2 + Chain 3 + Chain 4
Test Mode	Mode 4		

Channel 42

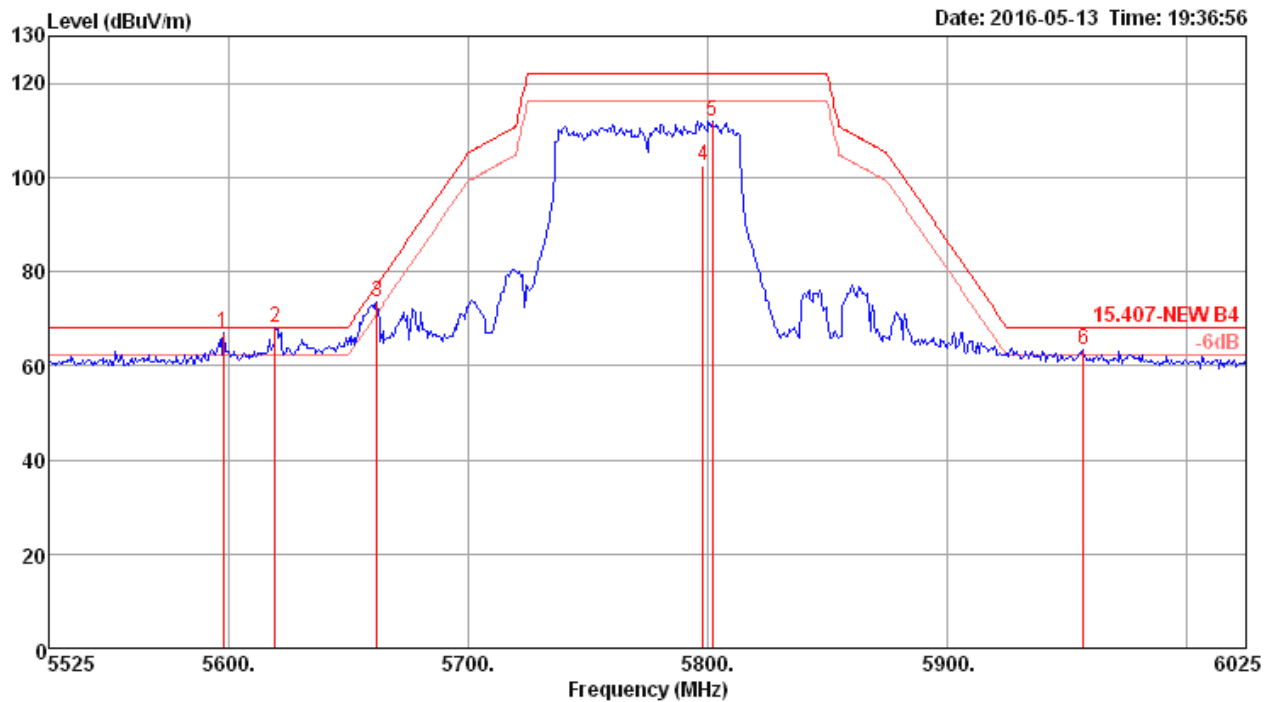


	Freq	Level	Limit	Over	Read	CableAntenna	Preamp	A/Pos	T/Pos	Remark	Pol/Phase
	MHz	dBuV/m	dBuV/m	dB	dBuV	dB	dB/m	dB	cm	deg	
1	5135.48	53.67	54.00	-0.33	45.06	7.94	33.72	33.05	220	176 Average	HORIZONTAL
2	5148.30	73.82	74.00	-0.18	65.17	7.96	33.74	33.05	220	176 Peak	HORIZONTAL
3	5233.24	100.97			92.10	8.03	33.89	33.05	220	176 Average	HORIZONTAL
4	5242.85	111.50			102.64	8.03	33.89	33.06	220	176 Peak	HORIZONTAL
5	5350.00	51.37	54.00	-2.63	42.23	8.14	34.06	33.06	220	176 Average	HORIZONTAL
6	5350.00	64.83	74.00	-9.17	55.69	8.14	34.06	33.06	220	176 Peak	HORIZONTAL

Item 3, 4 are the fundamental frequency at 5210 MHz.

Note: Both antenna polarizations have been tested and only the worst case was recorded in test report.

Channel 155



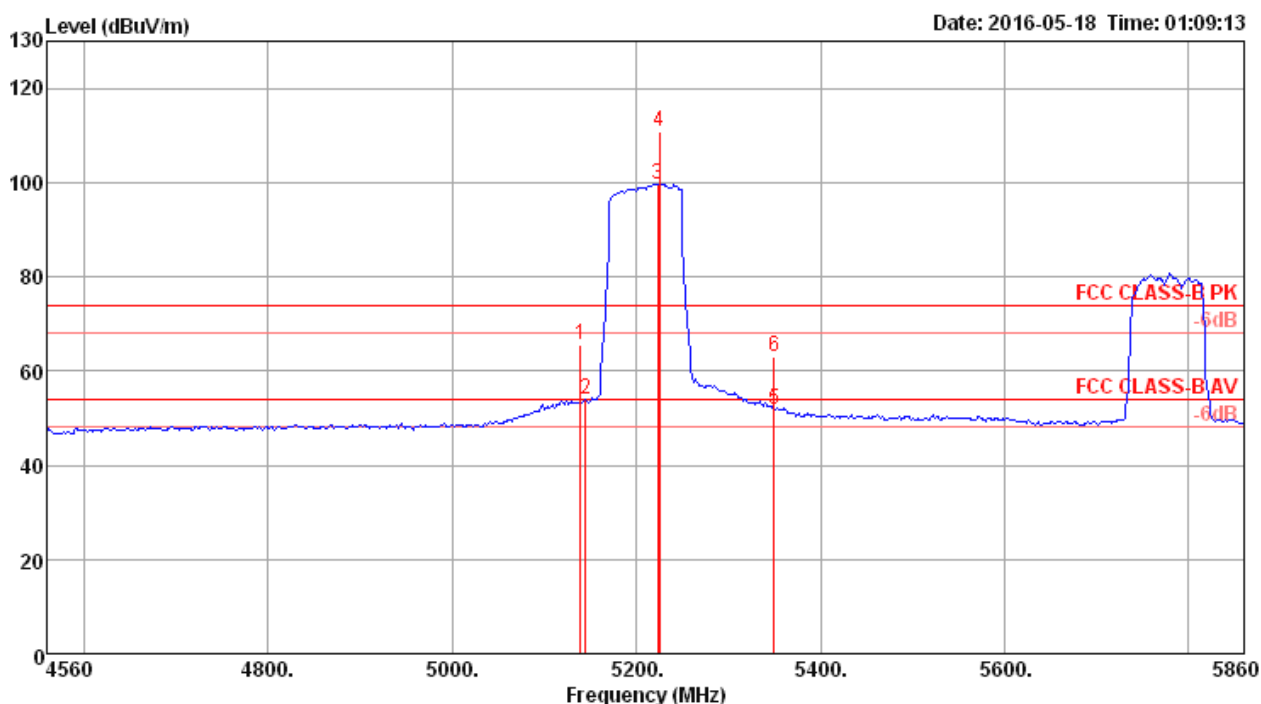
	Freq	Level	Limit Line	Over Limit	Read Level	CableAntenna Loss	Preamp Factor	A/Pos	T/Pos	Remark	Pol/Phase
	MHz	dBuV/m	dBuV/m	dB	dBuV	dB	dB/m	dB	cm	deg	
1	5598.00	66.89	68.20	-1.31	57.34	8.29	34.36	33.10	205	180 Peak	HORIZONTAL
2	5619.50	68.03	68.20	-0.17	58.46	8.30	34.37	33.10	205	180 Peak	HORIZONTAL
3	5662.00	73.40	77.11	-3.71	63.78	8.33	34.40	33.11	205	180 Peak	HORIZONTAL
4	5798.24	102.52			92.79	8.40	34.48	33.15	205	180 Average	HORIZONTAL
5	5802.24	111.90			102.18	8.40	34.48	33.16	205	180 Peak	HORIZONTAL
6	5957.00	63.38	68.20	-4.82	53.57	8.45	34.57	33.21	205	180 Peak	HORIZONTAL

Item 4, 5 are the fundamental frequency at 5775 MHz.

Note: Both antenna polarizations have been tested and only the worst case was recorded in test report.

Temperature	22°C	Humidity	56%
Test Engineer	Nyle Chang & Peter Wu & Gary Chu & DK Chang & Eddie Weng & Stim Song & Brain Sun	Configurations	IEEE 802.11ac MCS0/Nss2 VHT80+80 Type 1 / CH 42+155 / Chain 1 + Chain 2 + Chain 3 + Chain 4
Test Mode	Mode 4		

Channel 42

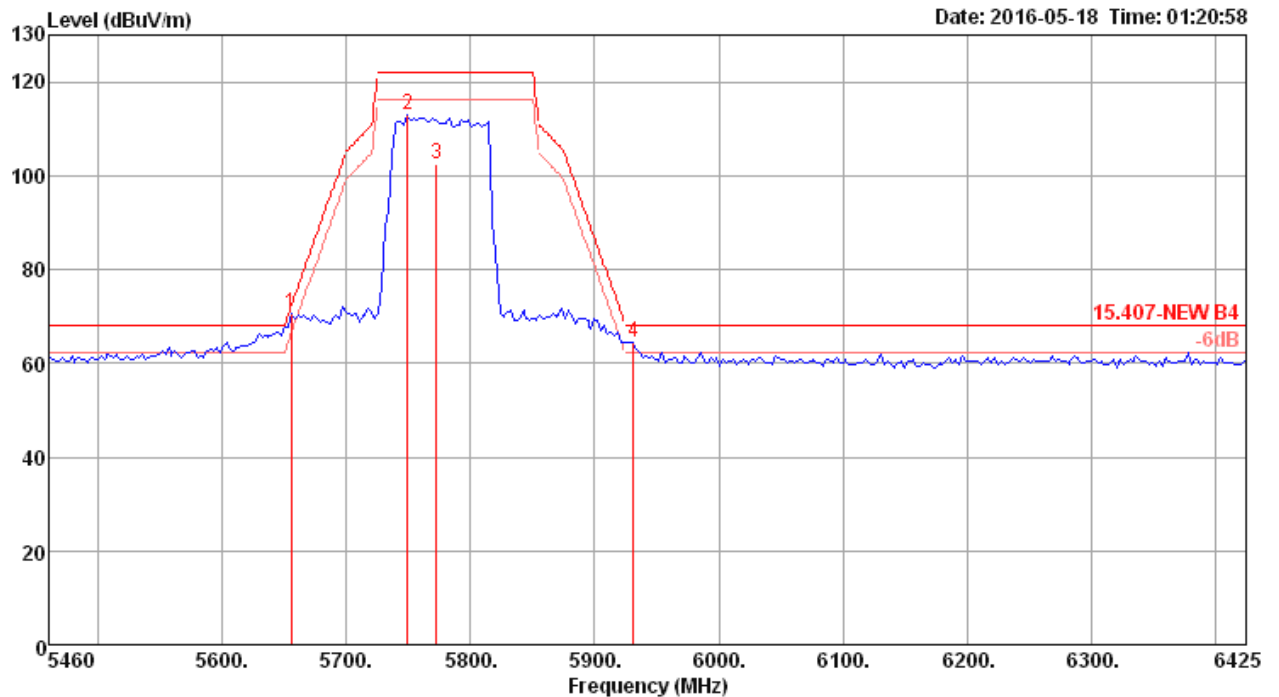


	Freq	Level	Limit	Over	Read	Cable	Antenna	Preamp	A/Pos	T/Pos	Remark	Pol/Phase
	MHz	dBuV/m	dBuV/m	dB	dBuV	dB	dB/m	dB	cm	deg		
1	5139.80	65.41	74.00	-8.59	56.80	7.94	33.72	33.05	126	352	Peak	VERTICAL
2	5145.00	53.93	54.00	-0.07	45.28	7.96	33.74	33.05	126	352	Average	VERTICAL
3	5223.00	99.67			90.84	8.02	33.86	33.05	126	352	Average	VERTICAL
4	5225.60	110.68			101.85	8.02	33.86	33.05	126	352	Peak	VERTICAL
5	5350.00	51.76	54.00	-2.24	42.62	8.14	34.06	33.06	126	352	Average	VERTICAL
6	5350.00	62.92	74.00	-11.08	53.78	8.14	34.06	33.06	126	352	Peak	VERTICAL

Item 3, 4 are the fundamental frequency at 5210 MHz.

Note: Both antenna polarizations have been tested and only the worst case was recorded in test report.

Channel 155



	Freq	Level	Limit	Over	Read	CableAntenna	Preamp	A/Pos	T/Pos	Remark	Pol/Phase
	MHz	dBuV/m	dBuV/m	dB	dBuV	dB	dB/m	dB	cm	deg	
1	5655.40	70.54	72.21	-1.67	60.94	8.32	34.39	33.11	206	5 Peak	HORIZONTAL
2	5749.00	112.89			103.21	8.37	34.45	33.14	206	5 Peak	HORIZONTAL
3	5772.40	102.42			92.71	8.39	34.47	33.15	206	5 Average	HORIZONTAL
4	5931.00	64.48	68.20	-3.72	54.67	8.45	34.56	33.20	206	5 Peak	HORIZONTAL

Item 2, 3 are the fundamental frequency at 5775 MHz.

Note: Both antenna polarizations have been tested and only the worst case was recorded in test report.

Note:

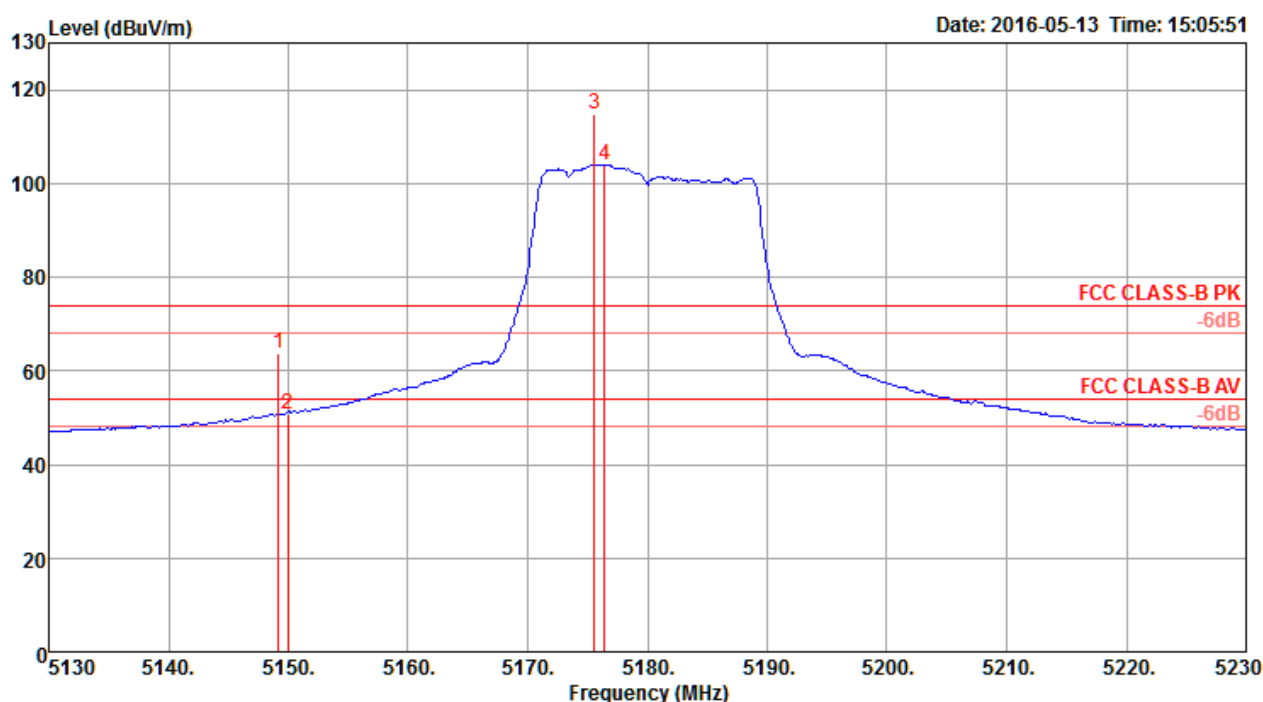
Emission level (dBuV/m) = 20 log Emission level (uV/m)

Corrected Reading: Antenna Factor + Cable Loss + Read Level - Preamp Factor = Level

<For Radio 2 Beamforming Mode>

Temperature	22°C	Humidity	56%
Test Engineer	Nyle Chang & Peter Wu & Gary Chu & DK Chang & Eddie Weng & Stim Song & Brain Sun	Configurations	IEEE 802.11ac MCS0/Nss1 VHT20 CH 36, 40, 48 / Chain 1 + Chain 2 + Chain 3 + Chain 4
Test Mode	Mode 1		

Channel 36

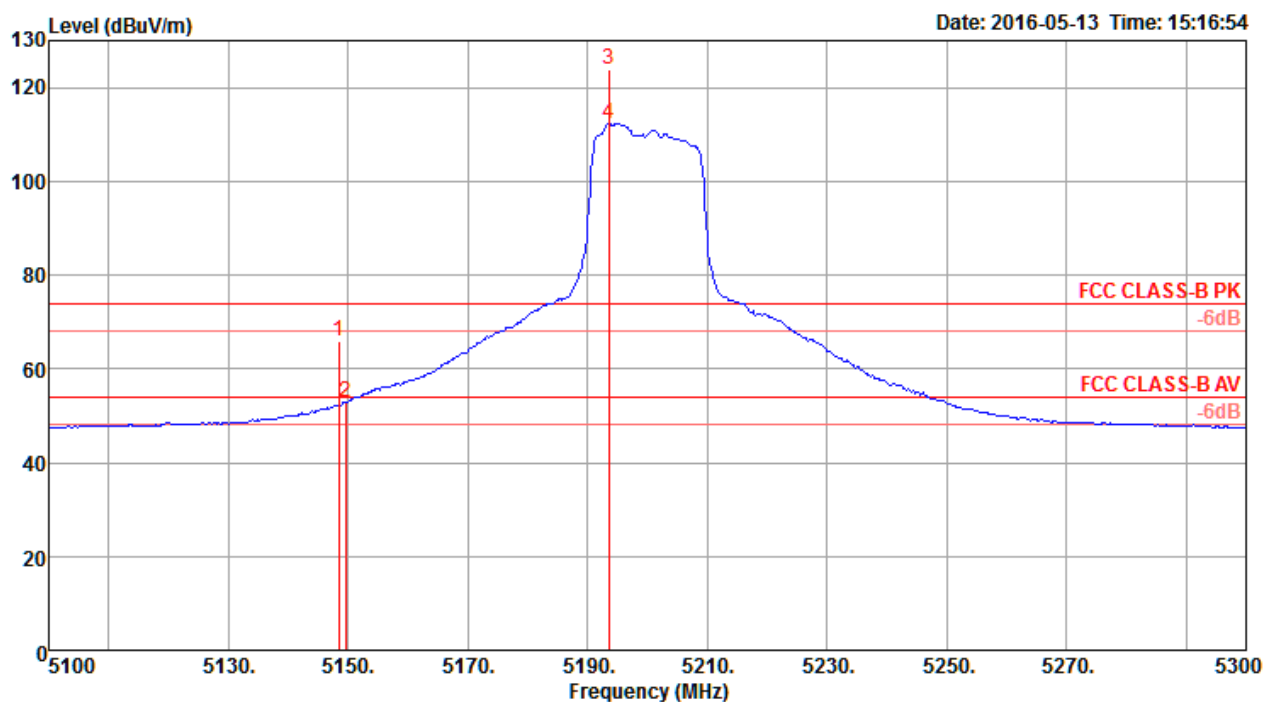


	Freq	Level	Limit	Over	Read	Cable	Antenna	Preamp	T/Pos	A/Pos	Remark	Pol/Phase
	MHz	dBuV/m	dBuV/m	dB	dBuV	dB	dB/m	dB	deg	cm		
1	5149.20	63.82	74.00	-10.18	57.08	7.90	33.31	34.47	360	284	Peak	VERTICAL
2	5150.00	50.59	54.00	-3.41	43.85	7.90	33.31	34.47	360	284	Average	VERTICAL
3	5175.60	114.90			108.07	7.95	33.35	34.47	360	284	Peak	VERTICAL
4	5176.40	104.07			97.24	7.95	33.35	34.47	360	284	Average	VERTICAL

Item 3, 4 are the fundamental frequency at 5180 MHz.

Note: Both antenna polarizations have been tested and only the worst case was recorded in test report.

Channel 40

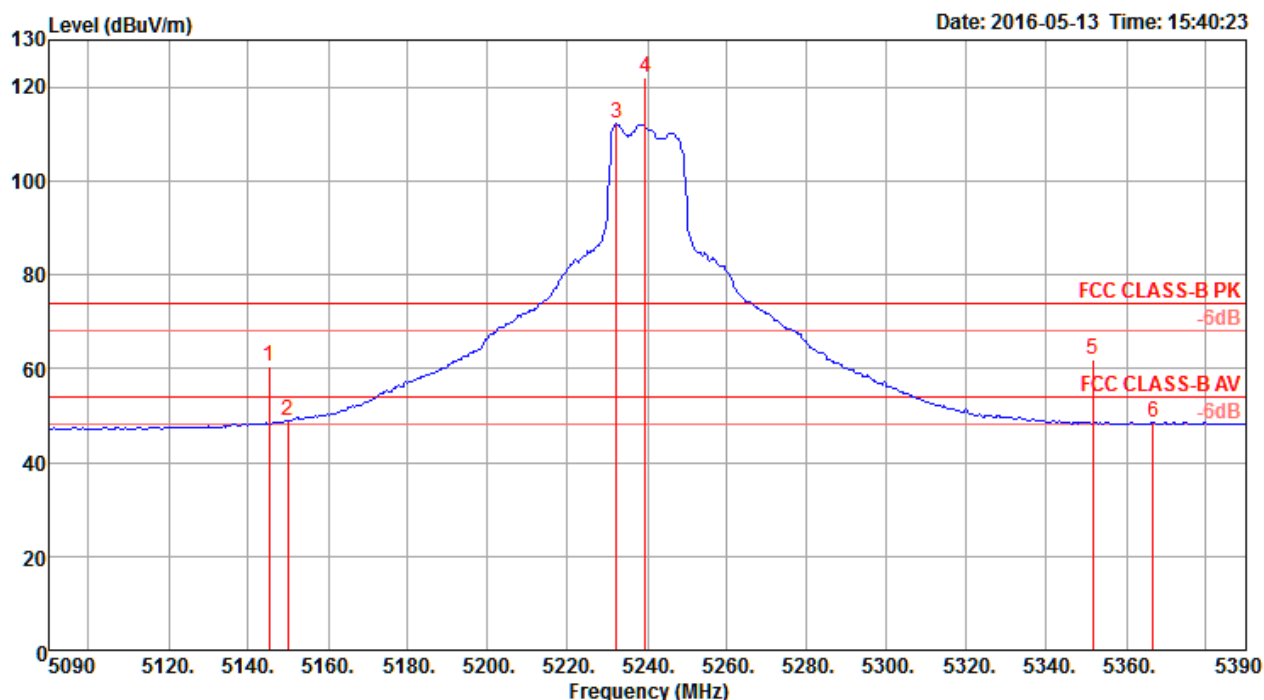


	Freq	Level	Limit	Over	Read	Cable	Antenna	Preamp	T/Pos	A/Pos	Remark	Pol/Phase
	MHz	dBuV/m	dBuV/m	dB	dBuV	dB	dB/m	dB	deg	cm		
1	5148.40	65.82	74.00	-8.18	59.08	7.90	33.31	34.47	85	118	Peak	HORIZONTAL
2	5149.60	52.88	54.00	-1.12	46.14	7.90	33.31	34.47	85	118	Average	HORIZONTAL
3	5193.60	123.75			116.86	7.98	33.38	34.47	85	118	Peak	HORIZONTAL
4	5193.60	112.41			105.52	7.98	33.38	34.47	85	118	Average	HORIZONTAL

Item 3, 4 are the fundamental frequency at 5200 MHz.

Note: Both antenna polarizations have been tested and only the worst case was recorded in test report.

Channel 48



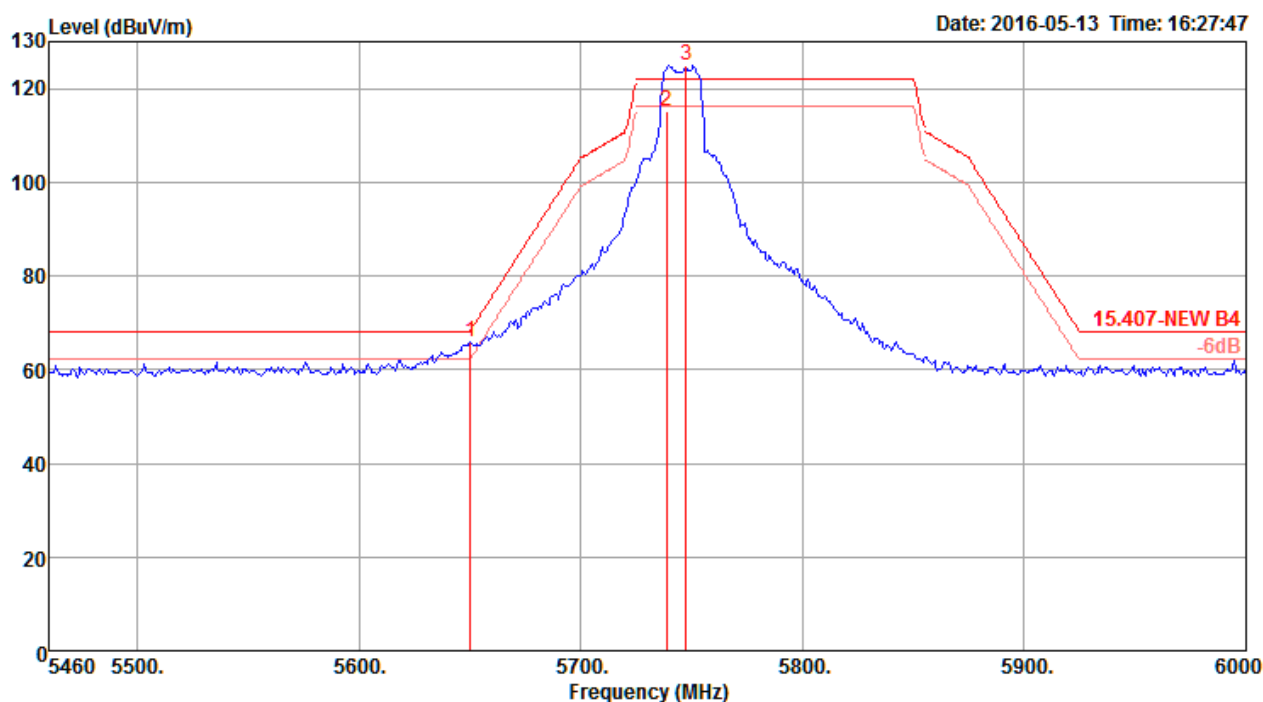
	Freq	Level	Limit	Over	Read	Cable	Antenna	Preamp	T/Pos	A/Pos	Remark	Pol/Phase
	MHz	dBuV/m	dBuV/m	dB	dBuV	dB	dB/m	dB	deg	cm		
1	5145.20	60.33	74.00	-13.67	53.59	7.90	33.31	34.47	92	304	Peak	HORIZONTAL
2	5150.00	48.85	54.00	-5.15	42.11	7.90	33.31	34.47	92	304	Average	HORIZONTAL
3	5232.20	112.08			105.16	7.95	33.44	34.47	92	304	Average	HORIZONTAL
4	5239.40	122.00			115.08	7.95	33.44	34.47	92	304	Peak	HORIZONTAL
5	5351.60	61.74	74.00	-12.26	54.73	7.89	33.59	34.47	92	304	Peak	HORIZONTAL
6	5366.60	48.60	54.00	-5.40	41.58	7.88	33.61	34.47	92	304	Average	HORIZONTAL

Item 3, 4 are the fundamental frequency at 5240 MHz.

Note: Both antenna polarizations have been tested and only the worst case was recorded in test report.

Temperature	22°C	Humidity	56%
Test Engineer	Nyle Chang & Peter Wu & Gary Chu & DK Chang & Eddie Weng & Stim Song & Brain Sun	Configurations	IEEE 802.11ac MCS0/Nss1 VHT20 CH 149, 157, 165 / Chain 1 + Chain 2 + Chain 3 + Chain 4
Test Mode	Mode 1		

Channel 149

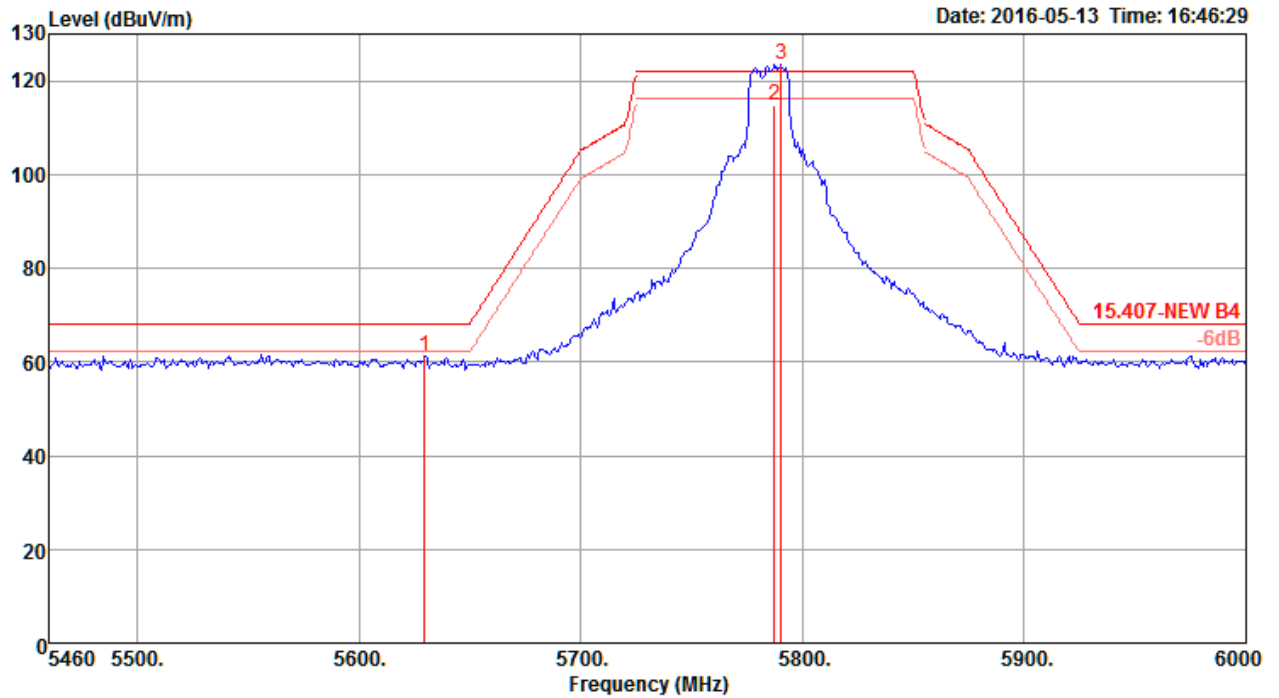


	Freq	Level	Limit	Over	Read	CableAntenna	Preampl	T/Pos	A/Pos	Remark	Pol/Phase
	MHz	dBuV/m	dBuV/m	dB	dBuV	dB	dB/m	deg	cm		
1	5650.08	65.90	68.26	-2.36	58.23	7.92	34.25	34.50	94	106 Peak	HORIZONTAL
2	5738.64	114.99			107.14	7.87	34.50	34.52	94	106 Average	HORIZONTAL
3	5747.28	125.06			117.17	7.86	34.55	34.52	94	106 Peak	HORIZONTAL

Item 2, 3 are the fundamental frequency at 5745 MHz.

Note: Both antenna polarizations have been tested and only the worst case was recorded in test report.

Channel 157

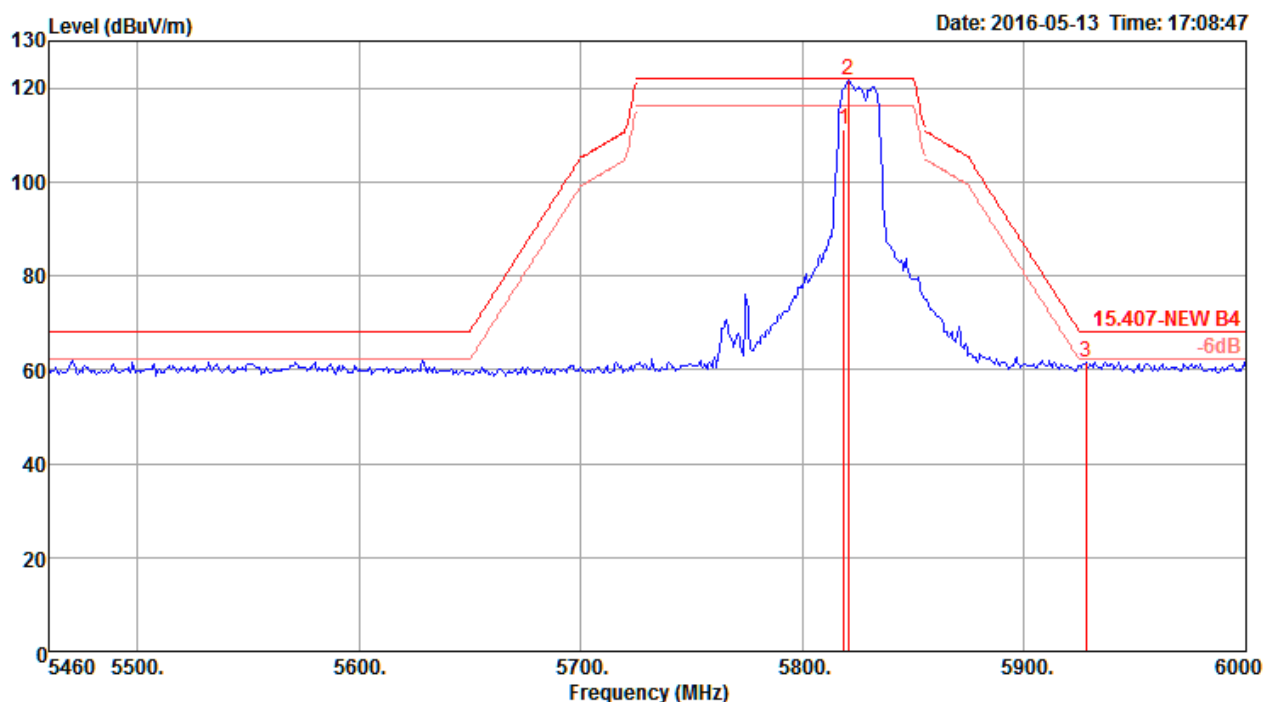


	Freq	Level	Limit	Over	Read	CableAntenna	Preamp	T/Pos	A/Pos	Remark	Pol/Phase
	MHz	dBuV/m	dBuV/m	dB	dBuV	dB	dB/m	deg	cm		
1	5629.56	61.07	68.20	-7.13	53.44	7.93	34.20	34.50	266	100 Peak	HORIZONTAL
2	5787.24	114.84			106.88	7.84	34.65	34.53	266	100 Average	HORIZONTAL
3	5790.48	123.49			115.49	7.83	34.70	34.53	266	100 Peak	HORIZONTAL

Item 2, 3 are the fundamental frequency at 5785 MHz.

Note: Both antenna polarizations have been tested and only the worst case was recorded in test report.

Channel 165



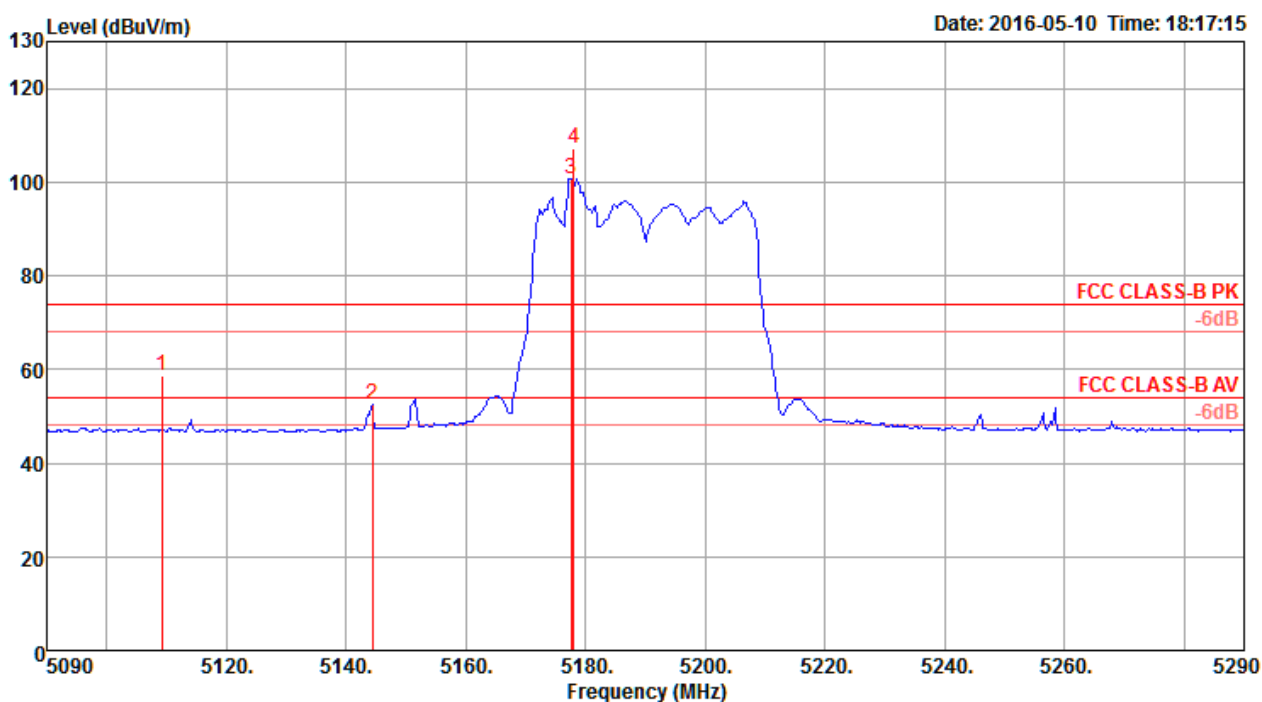
	Freq	Level	Limit	Over	Read	CableAntenna	Preamp	T/Pos	A/Pos	Remark	Pol/Phase
	MHz	dBuV/m	dBuV/m	dB	dBuV	dB	dB/m	dB	deg	cm	
1	5818.56	111.00			102.96	7.82	34.75	34.53	92	102 Average	HORIZONTAL
2	5820.72	121.69			113.65	7.82	34.75	34.53	92	102 Peak	HORIZONTAL
3	5927.64	61.63	68.20	-6.57	53.34	7.75	35.10	34.56	92	102 Peak	HORIZONTAL

Item 1, 2 are the fundamental frequency at 5825 MHz.

Note: Both antenna polarizations have been tested and only the worst case was recorded in test report.

Temperature	22°C	Humidity	56%
Test Engineer	Nyle Chang & Peter Wu & Gary Chu & DK Chang & Eddie Weng & Stim Song & Brain Sun	Configurations	IEEE 802.11ac MCS0/Nss1 VHT40 CH 38, 46 / Chain 1 + Chain 2 + Chain 3 + Chain 4
Test Mode	Mode 1		

Channel 38

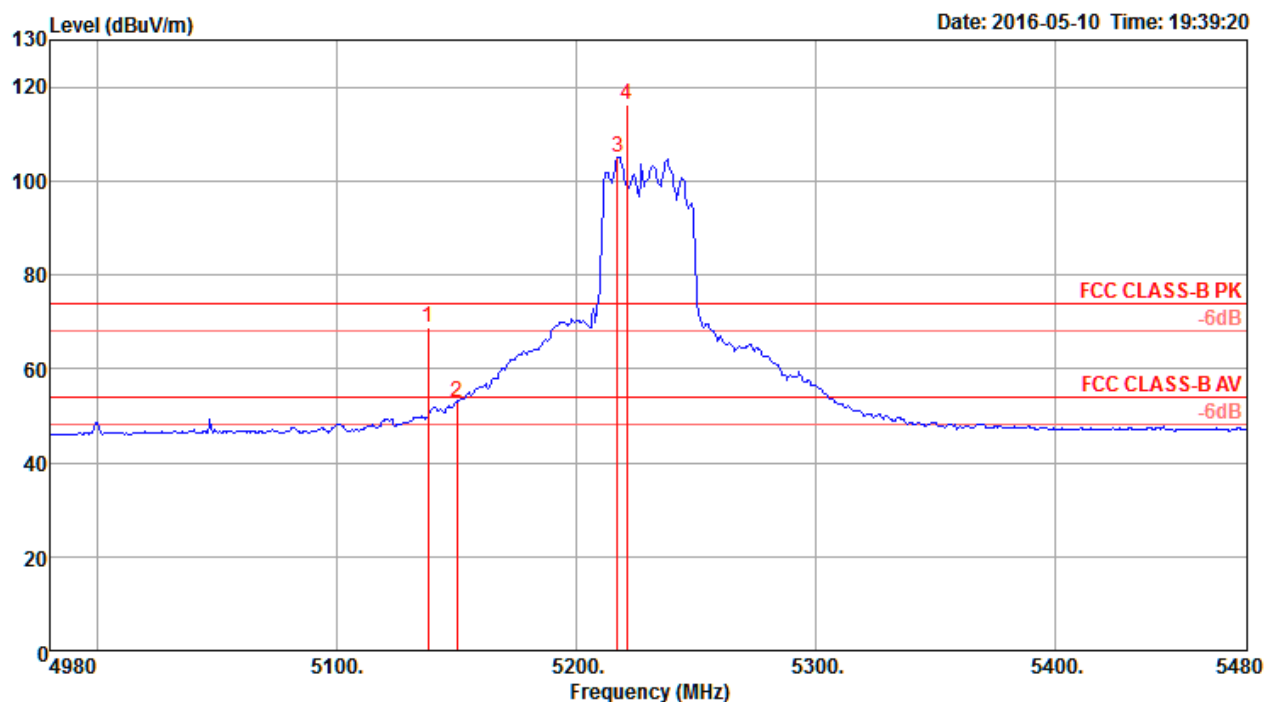


	Freq	Level	Limit	Over	Read	Cable	Antenna	Preamp	T/Pos	A/Pos	Remark	Pol/Phase
	MHz	dBuV/m	dBuV/m	dB	dBuV	dB	dB/m	dB	deg	cm		
1	5109.20	58.77	74.00	-15.23	52.17	7.82	33.25	34.47	88	296	Peak	VERTICAL
2	5144.40	52.62	54.00	-1.38	45.88	7.90	33.31	34.47	88	296	Average	VERTICAL
3	5177.60	100.78			93.95	7.95	33.35	34.47	88	296	Average	VERTICAL
4	5178.00	107.31			100.48	7.95	33.35	34.47	88	296	Peak	VERTICAL

Item 3, 4 are the fundamental frequency at 5190 MHz.

Note: Both antenna polarizations have been tested and only the worst case was recorded in test report.

Channel 46



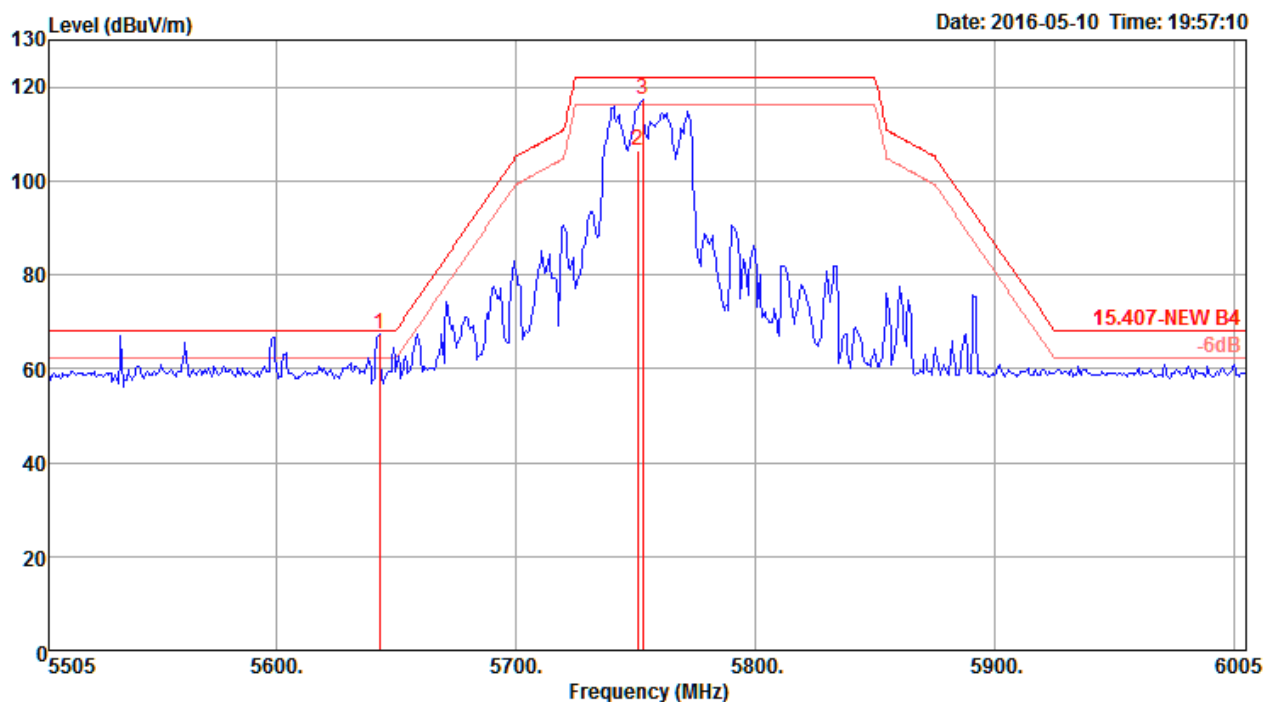
	Freq	Level	Limit	Over	Read	Cable	Antenna	Preamp	T/Pos	A/Pos	Remark	Pol/Phase
	MHz	dBuV/m	dBuV/m	dB	dBuV	dB	dB/m	dB	deg	cm		
1	5138.00	68.82	74.00	-5.18	62.12	7.88	33.29	34.47	182	297	Peak	HORIZONTAL
2	5150.00	53.02	54.00	-0.98	46.28	7.90	33.31	34.47	182	297	Average	HORIZONTAL
3	5217.00	105.17			98.26	7.96	33.42	34.47	182	297	Average	HORIZONTAL
4	5221.00	116.23			109.32	7.96	33.42	34.47	182	297	Peak	HORIZONTAL

Item 3, 4 are the fundamental frequency at 5230 MHz.

Note: Both antenna polarizations have been tested and only the worst case was recorded in test report.

Temperature	22°C	Humidity	56%
Test Engineer	Nyle Chang & Peter Wu & Gary Chu & DK Chang & Eddie Weng & Stim Song & Brain Sun	Configurations	IEEE 802.11ac MCS0/Nss1 VHT40 CH 151, 159 / Chain 1 + Chain 2 + Chain 3 + Chain 4
Test Mode	Mode 1		

Channel 151

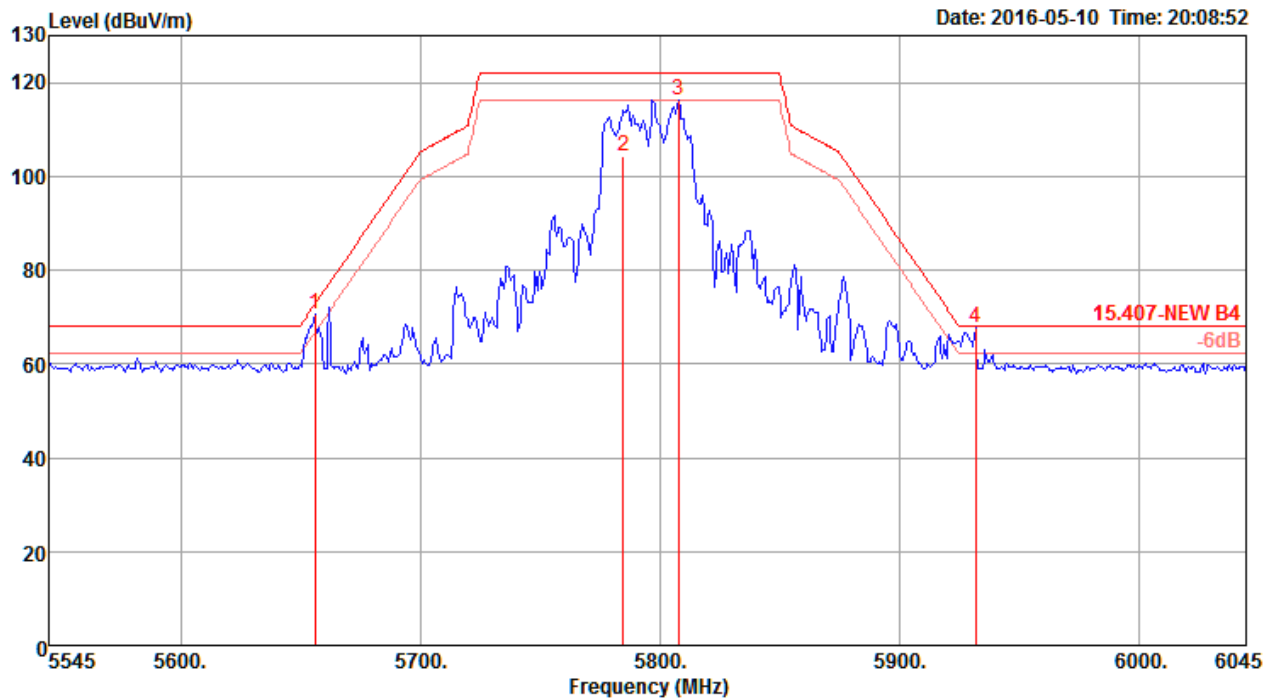


	Freq	Level	Limit	Over	Read	CableAntenna	Preamp	T/Pos	A/Pos	Remark	Pol/Phase
	MHz	dBuV/m	dBuV/m	dB	dBuV	dB	dB/m	dB	deg	cm	
1	5643.00	67.47	68.20	-0.73	59.80	7.92	34.25	34.50	359	272	Peak
2	5751.00	106.33			98.44	7.86	34.55	34.52	359	272	Average
3	5753.00	117.45			109.56	7.86	34.55	34.52	359	272	Peak

Item 2, 3 are the fundamental frequency at 5755 MHz.

Note: Both antenna polarizations have been tested and only the worst case was recorded in test report.

Channel 159



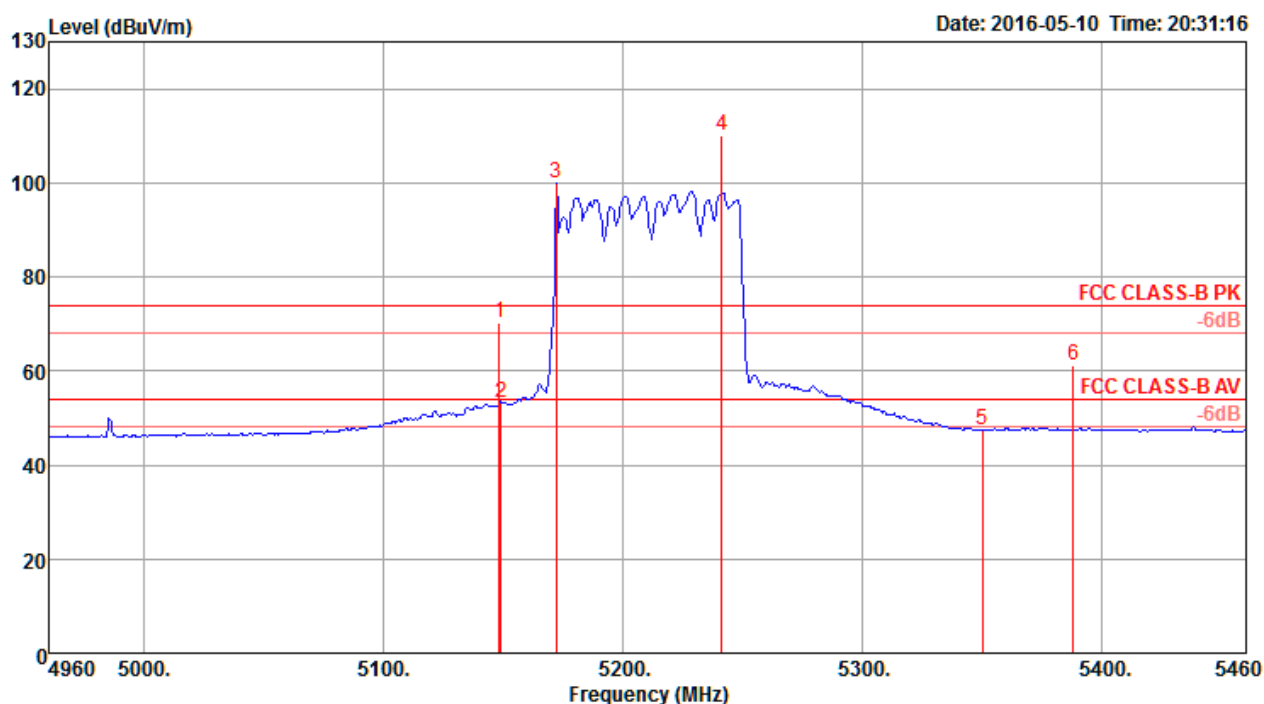
	Freq	Level	Limit	Over	Read	Cable	Antenna	Preamp	T/Pos	A/Pos	Remark	Pol/Phase
	MHz	dBuV/m	dBuV/m	dB	dBuV	dB	dB/m	dB	deg	cm		
1	5656.00	70.54	72.66	-2.12	62.87	7.92	34.25	34.50	354	278	Peak	HORIZONTAL
2	5785.00	104.43			96.47	7.84	34.65	34.53	354	278	Average	HORIZONTAL
3	5808.00	116.38			108.34	7.82	34.75	34.53	354	278	Peak	HORIZONTAL
4	5932.00	67.89	68.20	-0.31	59.60	7.75	35.10	34.56	354	278	Peak	HORIZONTAL

Item 2, 3 are the fundamental frequency at 5795 MHz.

Note: Both antenna polarizations have been tested and only the worst case was recorded in test report.

Temperature	22°C	Humidity	56%
Test Engineer	Nyle Chang & Peter Wu & Gary Chu & DK Chang & Eddie Weng & Stim Song & Brain Sun	Configurations	IEEE 802.11ac MCS0/Nss1 VHT80 CH 42, 155 / Chain 1 + Chain 2 + Chain 3 + Chain 4
Test Mode	Mode 1		

Channel 42

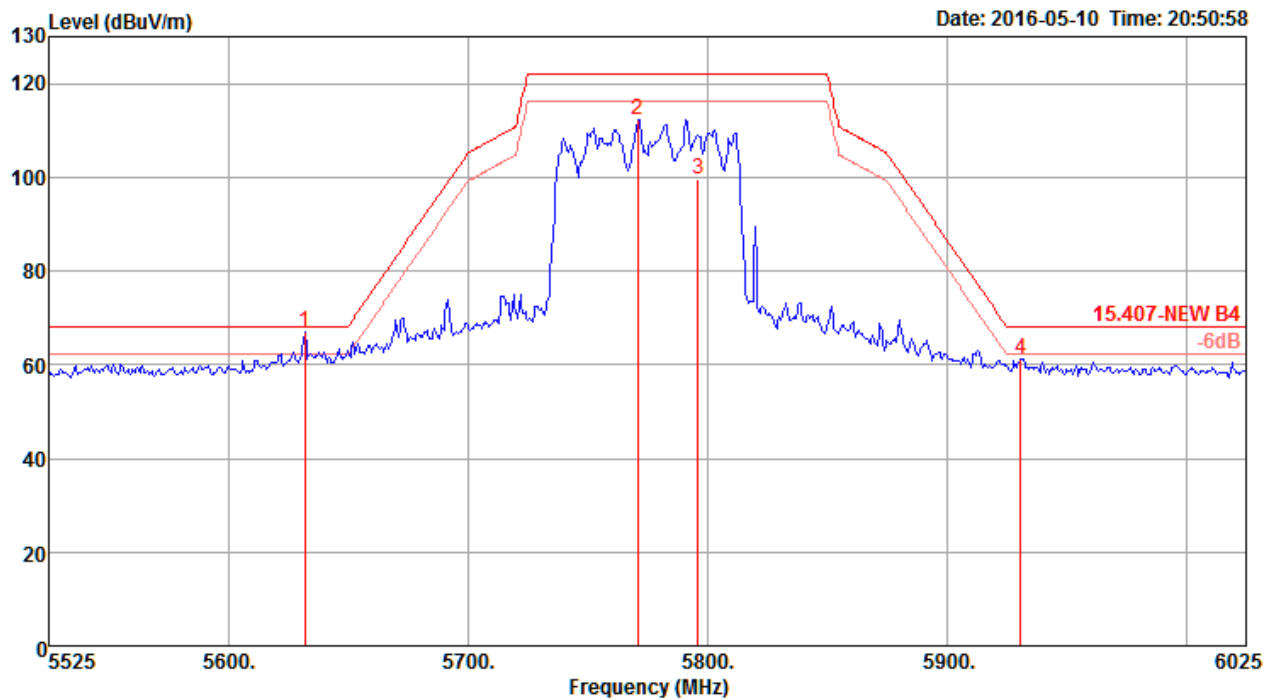


	Freq	Level	Limit	Over	Read	Cable	Antenna	Preamp	T/Pos	A/Pos	Remark	Pol/Phase
	MHz	dBuV/m	dBuV/m	dB	dBuV	dB	dB/m	dB	deg	cm		
1	5148.00	70.38	74.00	-3.62	63.64	7.90	33.31	34.47	355	299	Peak	HORIZONTAL
2	5149.00	53.40	54.00	-0.60	46.66	7.90	33.31	34.47	355	299	Average	HORIZONTAL
3	5172.00	100.07			93.24	7.95	33.35	34.47	355	299	Average	HORIZONTAL
4	5241.00	110.23			103.31	7.95	33.44	34.47	355	299	Peak	HORIZONTAL
5	5350.00	47.44	54.00	-6.56	40.43	7.89	33.59	34.47	355	299	Average	HORIZONTAL
6	5388.00	61.32	74.00	-12.68	54.28	7.86	33.65	34.47	355	299	Peak	HORIZONTAL

Item 3, 4 are the fundamental frequency at 5210 MHz.

Note: Both antenna polarizations have been tested and only the worst case was recorded in test report.

Channel 155



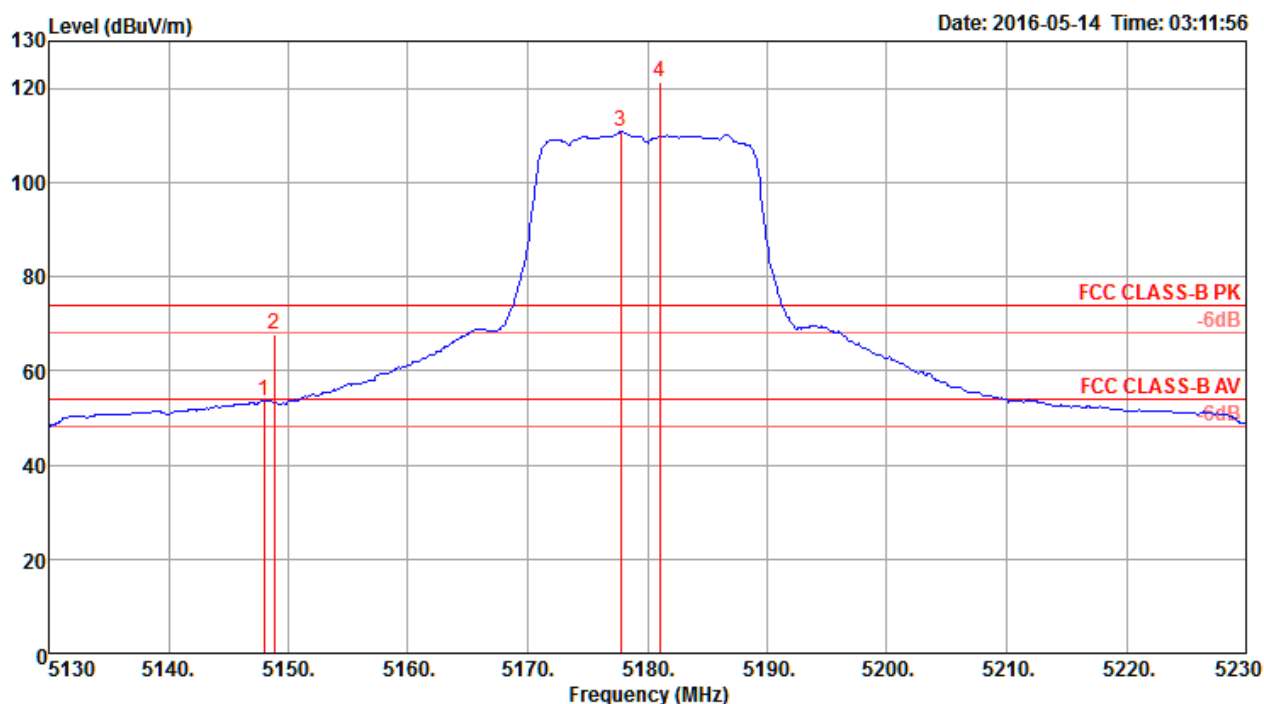
	Freq	Level	Limit	Over	Read	CableAntenna	Preamp	T/Pos	A/Pos	Remark	Pol/Phase
	MHz	dBuV/m	dBuV/m	dB	dBuV	dB	dB/m	dB	deg	cm	
1	5632.00	67.09	68.20	-1.11	59.46	7.93	34.20	34.50	359	278 Peak	HORIZONTAL
2	5771.00	112.34			104.42	7.85	34.60	34.53	359	278 Peak	HORIZONTAL
3	5796.00	99.46			91.46	7.83	34.70	34.53	359	278 Average	HORIZONTAL
4	5931.00	61.24	68.20	-6.96	52.95	7.75	35.10	34.56	359	278 Peak	HORIZONTAL

Item 2, 3 are the fundamental frequency at 5775 MHz.

Note: Both antenna polarizations have been tested and only the worst case was recorded in test report.

Temperature	22°C	Humidity	56%
Test Engineer	Nyle Chang & Peter Wu & Gary Chu & DK Chang & Eddie Weng & Stim Song & Brain Sun	Configurations	IEEE 802.11ac MCS0/Nss2 VHT20 CH 36, 40, 48 / Chain 1 + Chain 2 + Chain 3 + Chain 4
Test Mode	Mode 1		

Channel 36

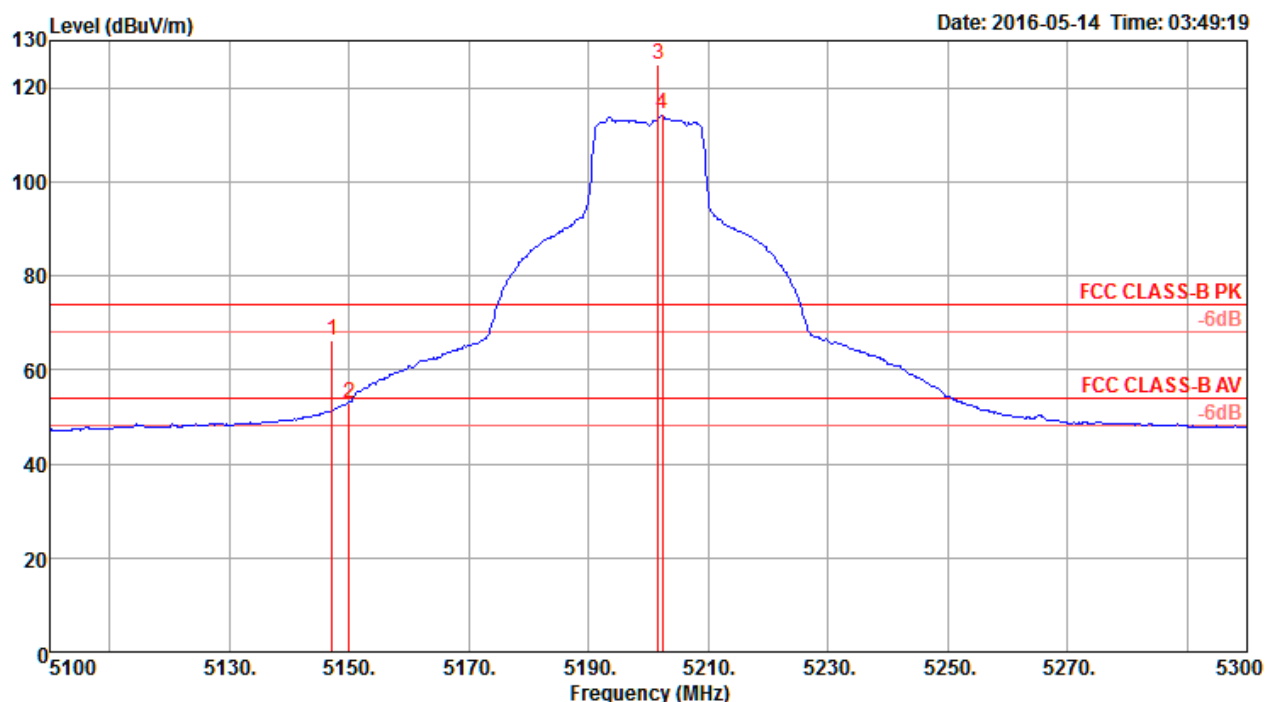


	Freq	Level	Limit	Over	Read	CableAntenna	Preampl	T/Pos	A/Pos	Remark	Pol/Phase
	MHz	dBuV/m	dBuV/m	dB	dBuV	dB	dB/m	dB	deg	cm	
1	5148.00	53.74	54.00	-0.26	47.00	7.90	33.31	34.47	273	100 Average	HORIZONTAL
2	5148.80	67.60	74.00	-6.40	60.86	7.90	33.31	34.47	273	100 Peak	HORIZONTAL
3	5177.80	110.91			104.08	7.95	33.35	34.47	273	100 Average	HORIZONTAL
4	5181.00	121.28			114.45	7.95	33.35	34.47	273	100 Peak	HORIZONTAL

Item 3, 4 are the fundamental frequency at 5180 MHz.

Note: Both antenna polarizations have been tested and only the worst case was recorded in test report.

Channel 40

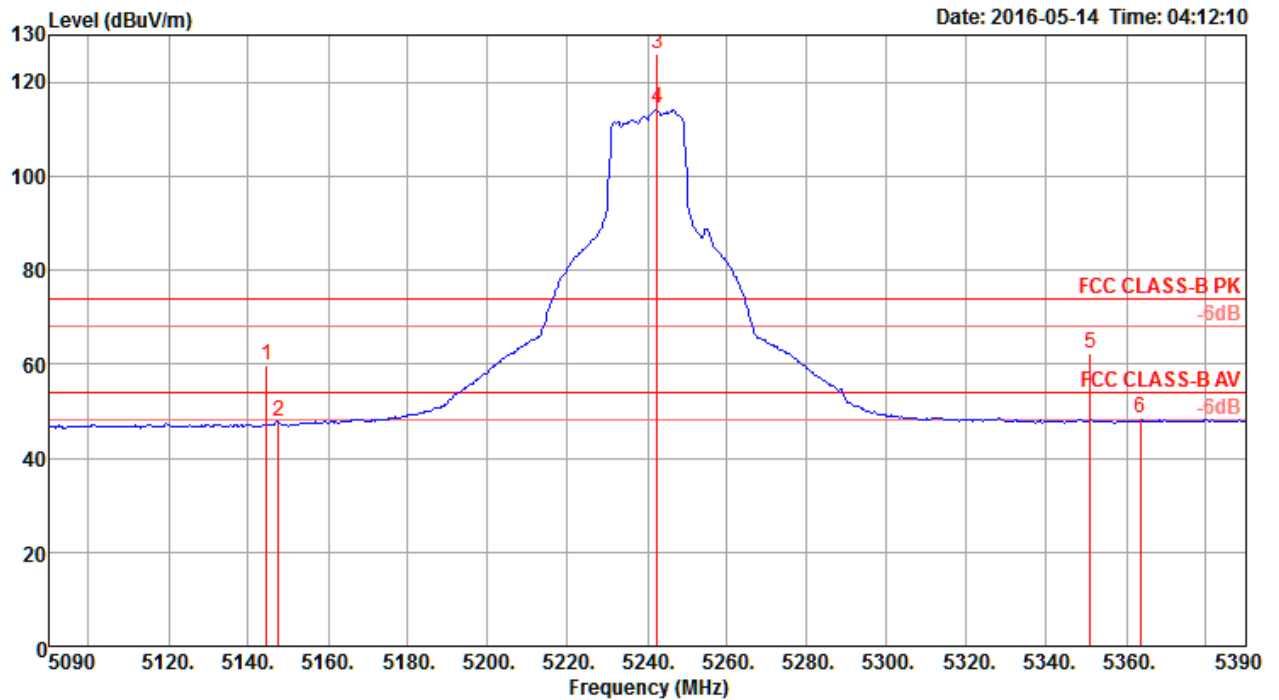


	Freq	Level	Limit	Over	Read	CableAntenna	Preamp	T/Pos	A/Pos	Remark	Pol/Phase
	MHz	dBuV/m	dBuV/m	dB	dBuV	dB	dB/m	dB	deg	cm	
1	5147.20	66.31	74.00	-7.69	59.57	7.90	33.31	34.47	89	100 Peak	HORIZONTAL
2	5150.00	53.03	54.00	-0.97	46.29	7.90	33.31	34.47	89	100 Average	HORIZONTAL
3	5201.60	124.79			117.89	7.97	33.40	34.47	89	100 Peak	HORIZONTAL
4	5202.40	114.54			107.64	7.97	33.40	34.47	89	100 Average	HORIZONTAL

Item 3, 4 are the fundamental frequency at 5200 MHz.

Note: Both antenna polarizations have been tested and only the worst case was recorded in test report.

Channel 48



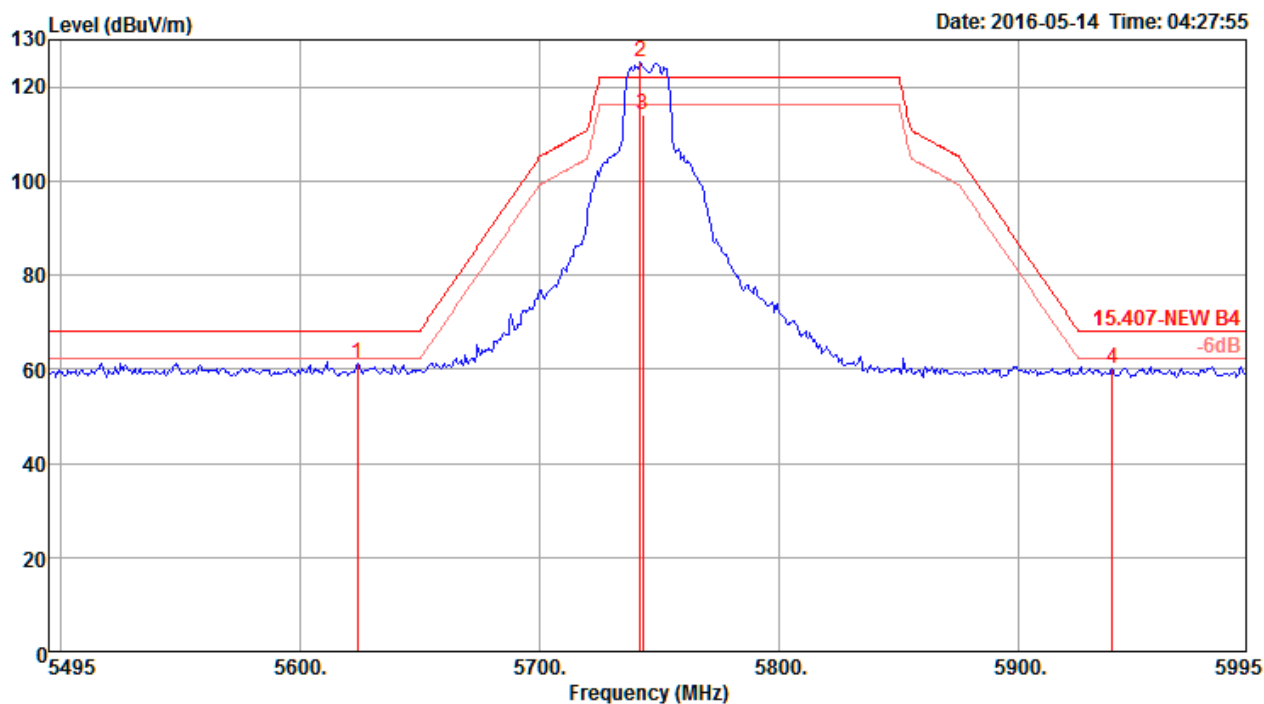
	Freq	Level	Limit	Over	Read	CableAntenna	Preamp	T/Pos	A/Pos	Remark	Pol/Phase
	MHz	dBuV/m	dBuV/m	dB	dBuV	dB	dB/m	dB	deg	cm	
1	5144.60	59.84	74.00	-14.16	53.10	7.90	33.31	34.47	274	100 Peak	HORIZONTAL
2	5147.60	47.75	54.00	-6.25	41.01	7.90	33.31	34.47	274	100 Average	HORIZONTAL
3	5242.40	125.90			118.98	7.95	33.44	34.47	274	100 Peak	HORIZONTAL
4	5242.40	114.47			107.55	7.95	33.44	34.47	274	100 Average	HORIZONTAL
5	5351.00	62.11	74.00	-11.89	55.10	7.89	33.59	34.47	274	100 Peak	HORIZONTAL
6	5363.60	48.36	54.00	-5.64	41.34	7.88	33.61	34.47	274	100 Average	HORIZONTAL

Item 3, 4 are the fundamental frequency at 5240 MHz.

Note: Both antenna polarizations have been tested and only the worst case was recorded in test report.

Temperature	22°C	Humidity	56%
Test Engineer	Nyle Chang & Peter Wu & Gary Chu & DK Chang & Eddie Weng & Stim Song & Brain Sun	Configurations	IEEE 802.11ac MCS0/Nss2 VHT20 CH 149, 157, 165 / Chain 1 + Chain 2 + Chain 3 + Chain 4
Test Mode	Mode 1		

Channel 149

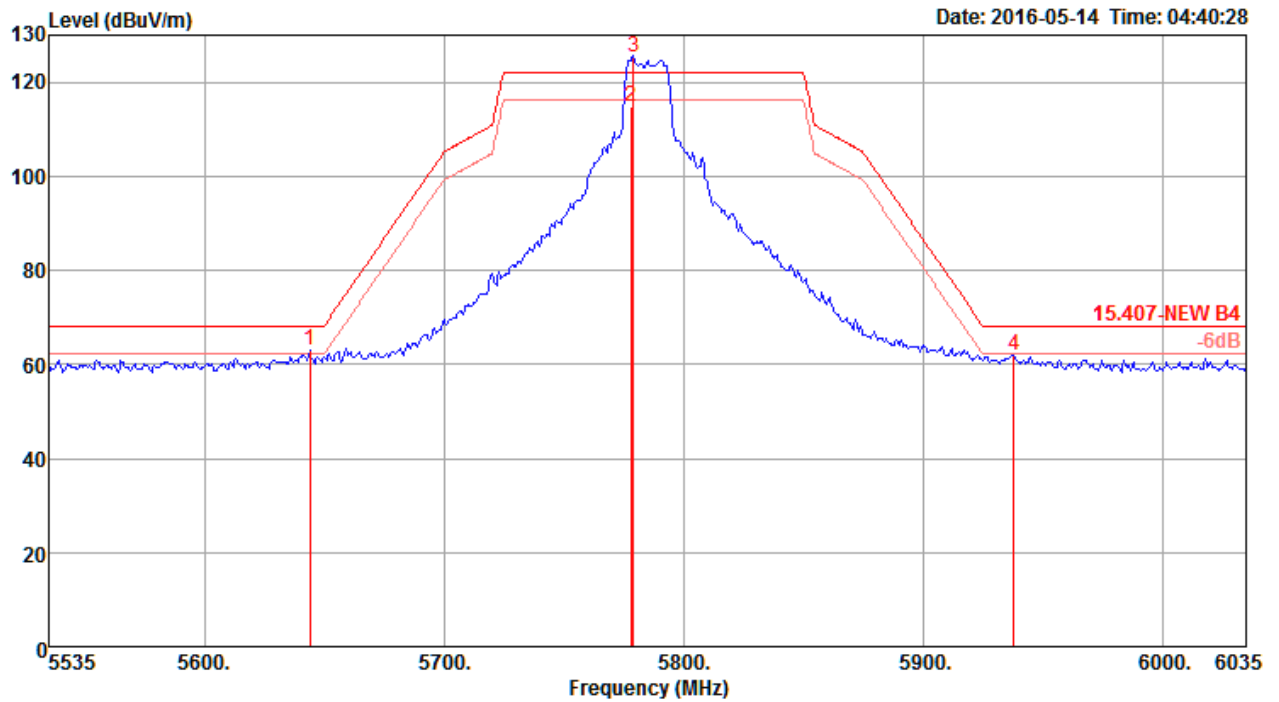


	Freq	Level	Limit	Over	Read	Cable	Antenna	Preamp	T/Pos	A/Pos	Remark	Pol/Phase
	MHz	dBuV/m	dBuV/m	dB	dBuV	dB	dB/m	dB	deg	cm		
1	5624.00	61.26	68.20	-6.94	53.63	7.93	34.20	34.50	273	100	Peak	HORIZONTAL
2	5742.00	125.41			117.52	7.86	34.55	34.52	273	100	Peak	HORIZONTAL
3	5743.00	113.99			106.10	7.86	34.55	34.52	273	100	Average	HORIZONTAL
4	5939.00	60.24	68.20	-7.96	51.95	7.75	35.10	34.56	273	100	Peak	HORIZONTAL

Item 2, 3 are the fundamental frequency at 5745 MHz.

Note: Both antenna polarizations have been tested and only the worst case was recorded in test report.

Channel 157

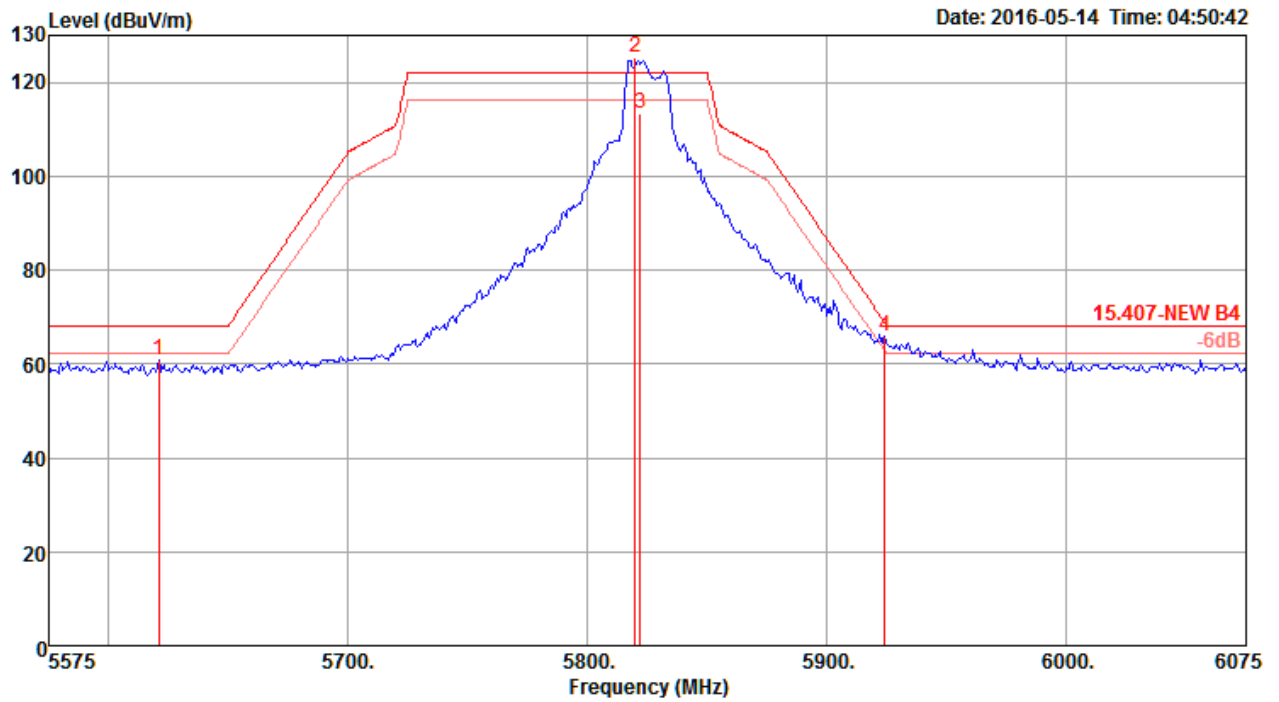


	Freq	Level	Limit	Over	Read	Cable	Antenna	Preamp	T/Pos	A/Pos	Remark	Pol/Phase
	MHz	dBuV/m	dBuV/m	dB	dBuV	dB	dB/m	dB	deg	cm		
1	5644.00	62.98	68.20	-5.22	55.31	7.92	34.25	34.50	269	116	Peak	HORIZONTAL
2	5778.00	114.65			106.69	7.84	34.65	34.53	269	116	Average	HORIZONTAL
3	5779.00	125.47			117.51	7.84	34.65	34.53	269	116	Peak	HORIZONTAL
4	5938.00	62.08	68.20	-6.12	53.79	7.75	35.10	34.56	269	116	Peak	HORIZONTAL

Item 2, 3 are the fundamental frequency at 5785 MHz.

Note: Both antenna polarizations have been tested and only the worst case was recorded in test report.

Channel 165



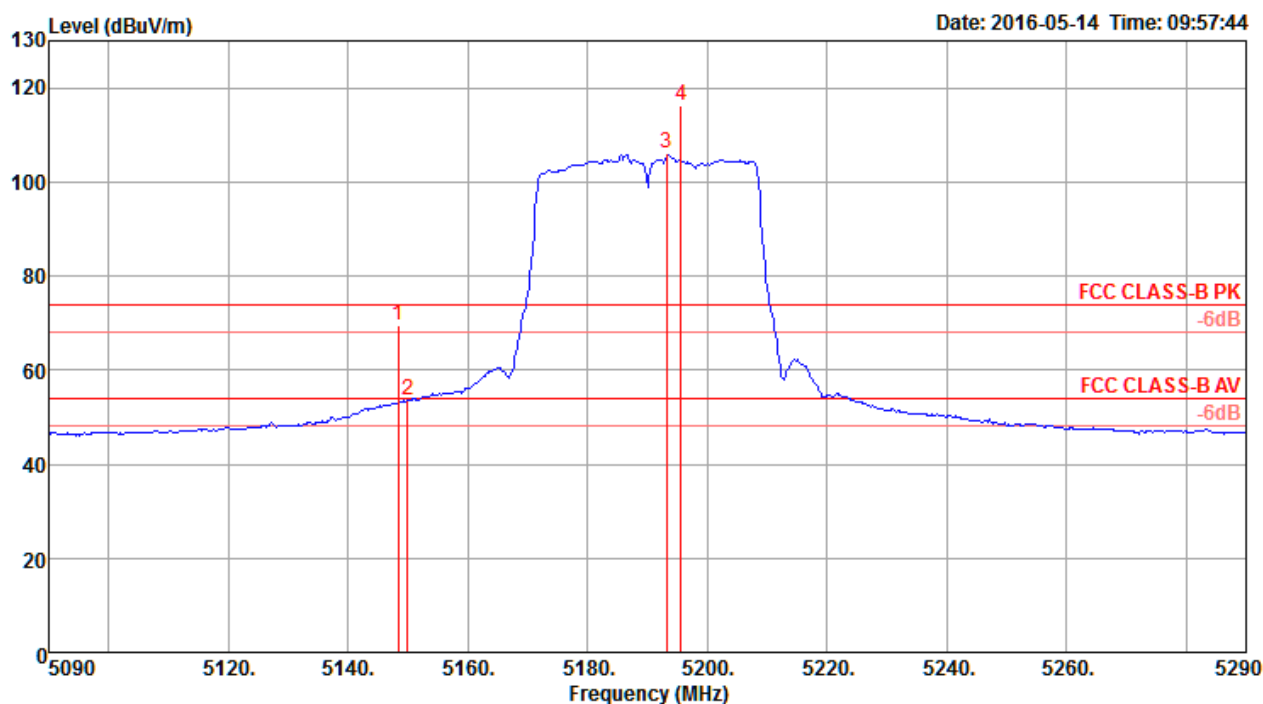
	Freq	Level	Limit	Over	Read	Cable	Antenna	Preamp	T/Pos	A/Pos	Remark	Pol/Phase
	MHz	dBuV/m	dBuV/m	dB	dBuV	dB	dB/m	dB	deg	cm		
1	5621.00	60.71	68.20	-7.49	53.12	7.94	34.15	34.50	271	100	Peak	HORIZONTAL
2	5820.00	125.11			117.07	7.82	34.75	34.53	271	100	Peak	HORIZONTAL
3	5822.00	113.42			105.39	7.82	34.75	34.54	271	100	Average	HORIZONTAL
4	5924.00	65.94	68.94	-3.00	57.69	7.76	35.05	34.56	271	100	Peak	HORIZONTAL

Item 2, 3 are the fundamental frequency at 5825 MHz.

Note: Both antenna polarizations have been tested and only the worst case was recorded in test report.

Temperature	22°C	Humidity	56%
Test Engineer	Nyle Chang & Peter Wu & Gary Chu & DK Chang & Eddie Weng & Stim Song & Brain Sun	Configurations	IEEE 802.11ac MCS0/Nss2 VHT40 CH 38, 46 / Chain 1 + Chain 2 + Chain 3 + Chain 4
Test Mode	Mode 1		

Channel 38

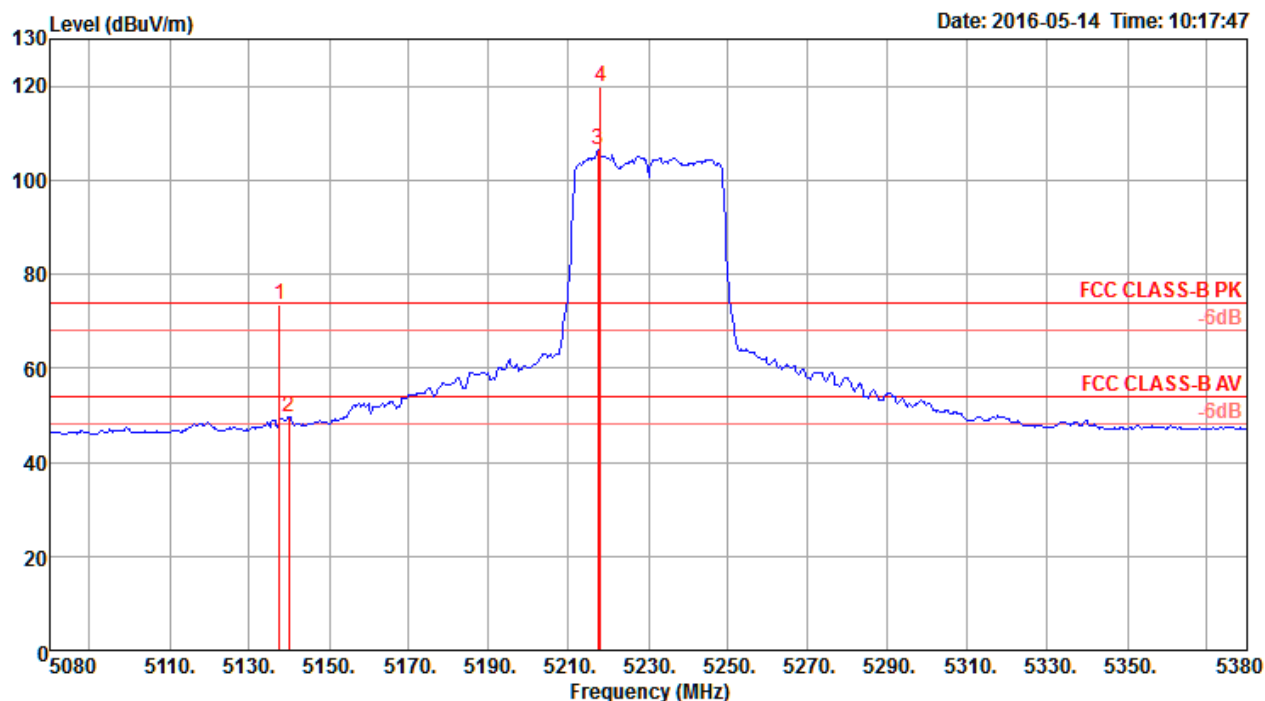


	Freq	Level	Limit	Over	Read	CableAntenna	Preamp	T/Pos	A/Pos	Remark	Pol/Phase
	MHz	dBuV/m	dBuV/m	dB	dBuV	dB	dB/m	dB	deg	cm	
1	5148.40	69.40	74.00	-4.60	62.66	7.90	33.31	34.47	274	103	Peak
2	5150.00	53.47	54.00	-0.53	46.73	7.90	33.31	34.47	274	103	Average
3	5193.20	106.04			99.15	7.98	33.38	34.47	274	103	Average
4	5195.60	116.21			109.32	7.98	33.38	34.47	274	103	Peak

Item 3, 4 are the fundamental frequency at 5190 MHz.

Note: Both antenna polarizations have been tested and only the worst case was recorded in test report.

Channel 46



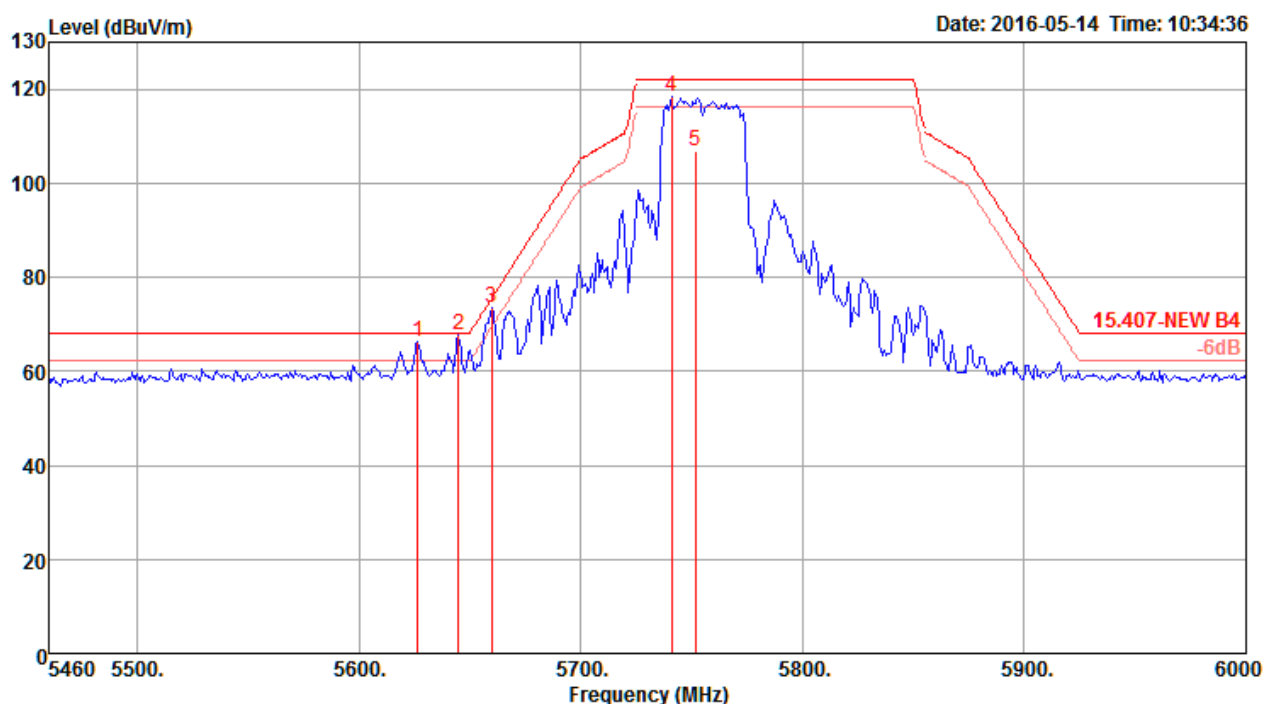
	Freq	Level	Limit	Over	Read	CableAntenna	Preamp	T/Pos	A/Pos	Remark	Pol/Phase
	MHz	dBuV/m	dBuV/m	dB	dBuV	dB	dB/m	dB	deg	cm	
1	5137.60	73.41	74.00	-0.59	66.71	7.88	33.29	34.47	90	101 Peak	HORIZONTAL
2	5140.00	49.73	54.00	-4.27	43.03	7.88	33.29	34.47	90	101 Average	HORIZONTAL
3	5217.40	106.62			99.71	7.96	33.42	34.47	90	101 Average	HORIZONTAL
4	5218.00	119.94			113.03	7.96	33.42	34.47	90	101 Peak	HORIZONTAL

Item 3, 4 are the fundamental frequency at 5230 MHz.

Note: Both antenna polarizations have been tested and only the worst case was recorded in test report.

Temperature	22°C	Humidity	56%
Test Engineer	Nyle Chang & Peter Wu & Gary Chu & DK Chang & Eddie Weng & Stim Song & Brain Sun	Configurations	IEEE 802.11ac MCS0/Nss2 VHT40 CH 151, 159 / Chain 1 + Chain 2 + Chain 3 + Chain 4
Test Mode	Mode 1		

Channel 151

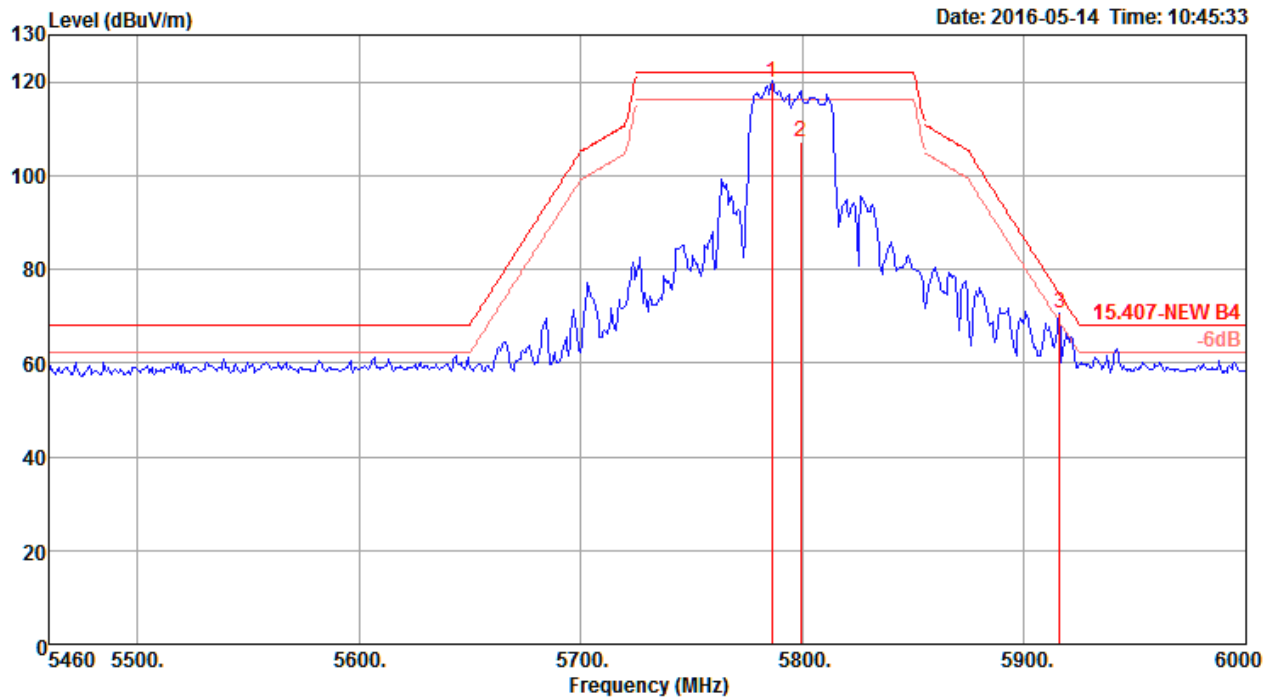


	Freq	Level	Limit	Over	Read	Cable	Antenna	Preamp	T/Pos	A/Pos	Remark	Pol/Phase
	MHz	dBuV/m	dBuV/m	dB	dBuV	dB	dB/m	dB	deg	cm		
1	5626.32	66.39	68.20	-1.81	58.76	7.93	34.20	34.50	273	107	Peak	HORIZONTAL
2	5644.68	67.79	68.20	-0.41	60.12	7.92	34.25	34.50	273	107	Peak	HORIZONTAL
3	5659.80	73.43	75.48	-2.05	65.72	7.91	34.30	34.50	273	107	Peak	HORIZONTAL
4	5740.80	118.32			110.43	7.86	34.55	34.52	273	107	Peak	HORIZONTAL
5	5751.60	106.94			99.05	7.86	34.55	34.52	273	107	Average	HORIZONTAL

Item 4, 5 are the fundamental frequency at 5755 MHz.

Note: Both antenna polarizations have been tested and only the worst case was recorded in test report.

Channel 159



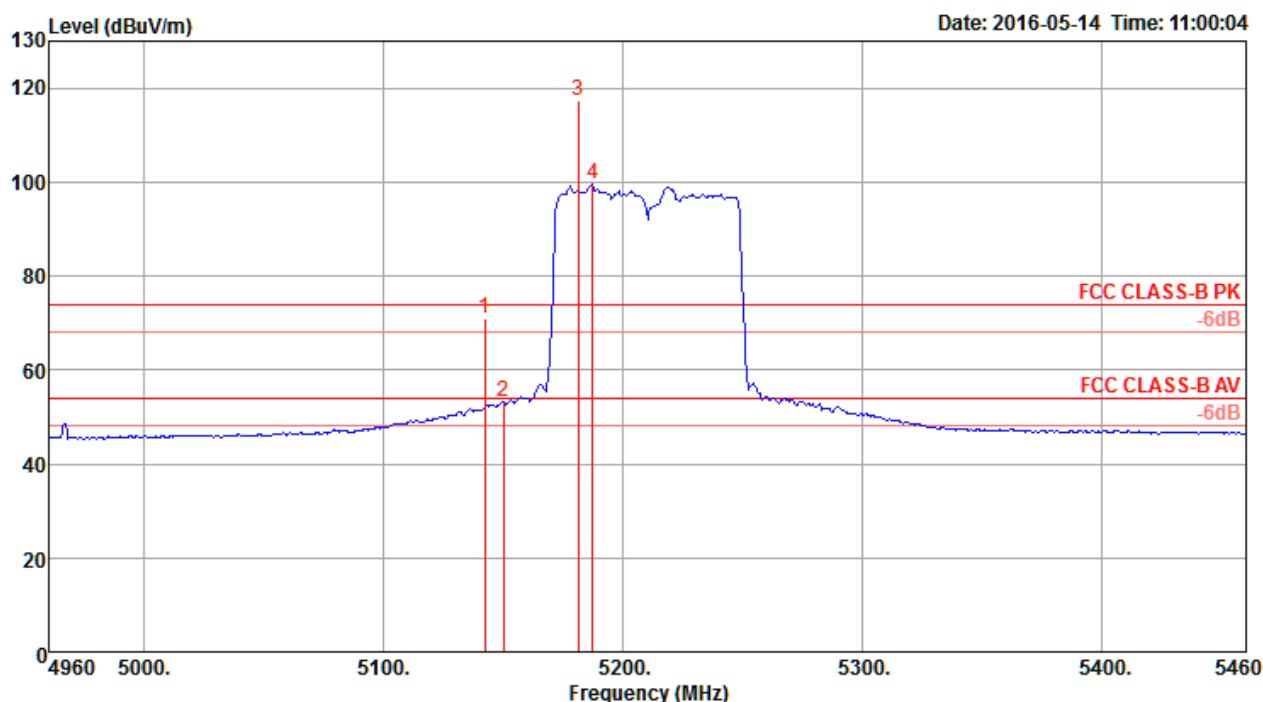
	Freq	Level	Limit	Over	Read	CableAntenna	Preamp	T/Pos	A/Pos	Remark	Pol/Phase
	MHz	dBuV/m	dBuV/m	dB	dBuV	dB	dB/m	dB	deg	cm	
1	5786.16	120.03			112.07	7.84	34.65	34.53	267	101 Peak	HORIZONTAL
2	5799.12	107.29			99.29	7.83	34.70	34.53	267	101 Average	HORIZONTAL
3	5915.76	70.62	75.01	-4.39	62.36	7.76	35.05	34.55	267	101 Peak	HORIZONTAL

Item 1, 2 are the fundamental frequency at 5795 MHz.

Note: Both antenna polarizations have been tested and only the worst case was recorded in test report.

Temperature	22°C	Humidity	56%
Test Engineer	Nyle Chang & Peter Wu & Gary Chu & DK Chang & Eddie Weng & Stim Song & Brain Sun	Configurations	IEEE 802.11ac MCS0/Nss2 VHT80 CH 42, 155 / Chain 1 + Chain 2 + Chain 3 + Chain 4
Test Mode	Mode 1		

Channel 42

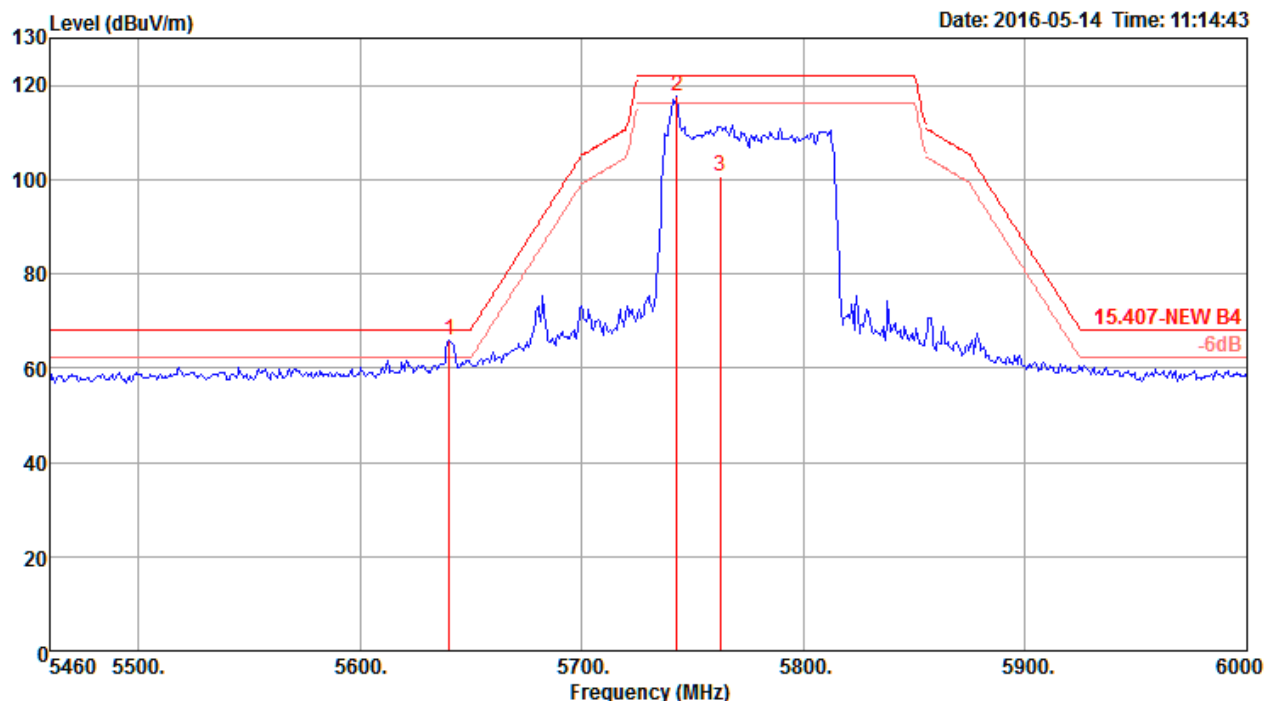


	Freq	Level	Limit	Over	Read	Cable	Antenna	Preamp	T/Pos	A/Pos	Remark	Pol/Phase
	MHz	dBuV/m	dBuV/m	dB	dBuV	dB	dB/m	dB	deg	cm		
1	5142.00	70.80	74.00	-3.20	64.06	7.90	33.31	34.47	82	114	Peak	HORIZONTAL
2	5150.00	53.16			46.42	7.90	33.31	34.47	82	114	Average	HORIZONTAL
3	5181.00	117.32			110.49	7.95	33.35	34.47	82	114	Peak	HORIZONTAL
4	5187.00	99.44	54.00	45.44	92.55	7.98	33.38	34.47	82	114	Average	HORIZONTAL

Item 3, 4 are the fundamental frequency at 5210 MHz.

Note: Both antenna polarizations have been tested and only the worst case was recorded in test report.

Channel 155



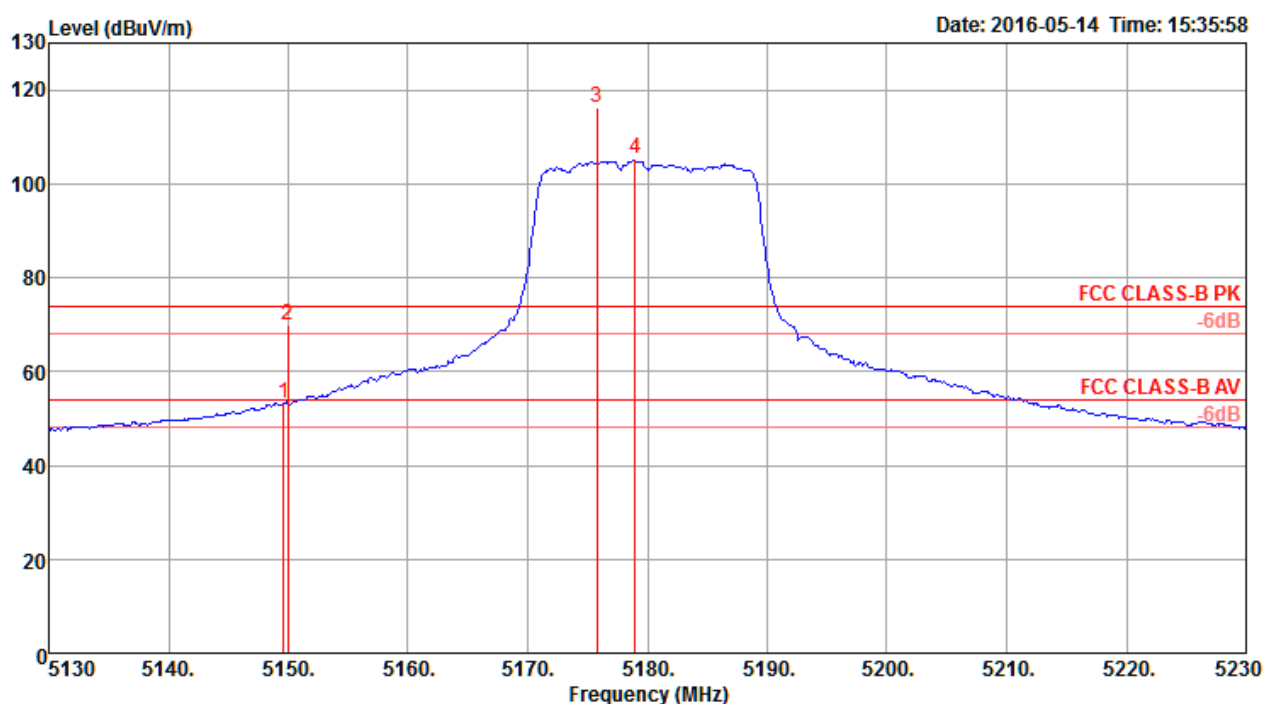
	Freq	Level	Limit	Over	Read	CableAntenna	Preamp	T/Pos	A/Pos	Remark	Pol/Phase
	MHz	dBuV/m	dBuV/m	dB	dBuV	dB	dB/m	dB	deg	cm	
1	5640.36	65.89	68.20	-2.31	58.22	7.92	34.25	34.50	271	103 Peak	HORIZONTAL
2	5742.96	117.78			109.89	7.86	34.55	34.52	271	103 Peak	HORIZONTAL
3	5762.40	100.83			92.90	7.85	34.60	34.52	271	103 Average	HORIZONTAL

Item 2, 3 are the fundamental frequency at 5775 MHz.

Note: Both antenna polarizations have been tested and only the worst case was recorded in test report.

Temperature	22°C	Humidity	56%
Test Engineer	Nyle Chang & Peter Wu & Gary Chu & DK Chang & Eddie Weng & Stim Song & Brain Sun	Configurations	IEEE 802.11ac MCS0/Nss3 VHT20 CH 36, 40, 48 / Chain 1 + Chain 2 + Chain 3 + Chain 4
Test Mode	Mode 1		

Channel 36

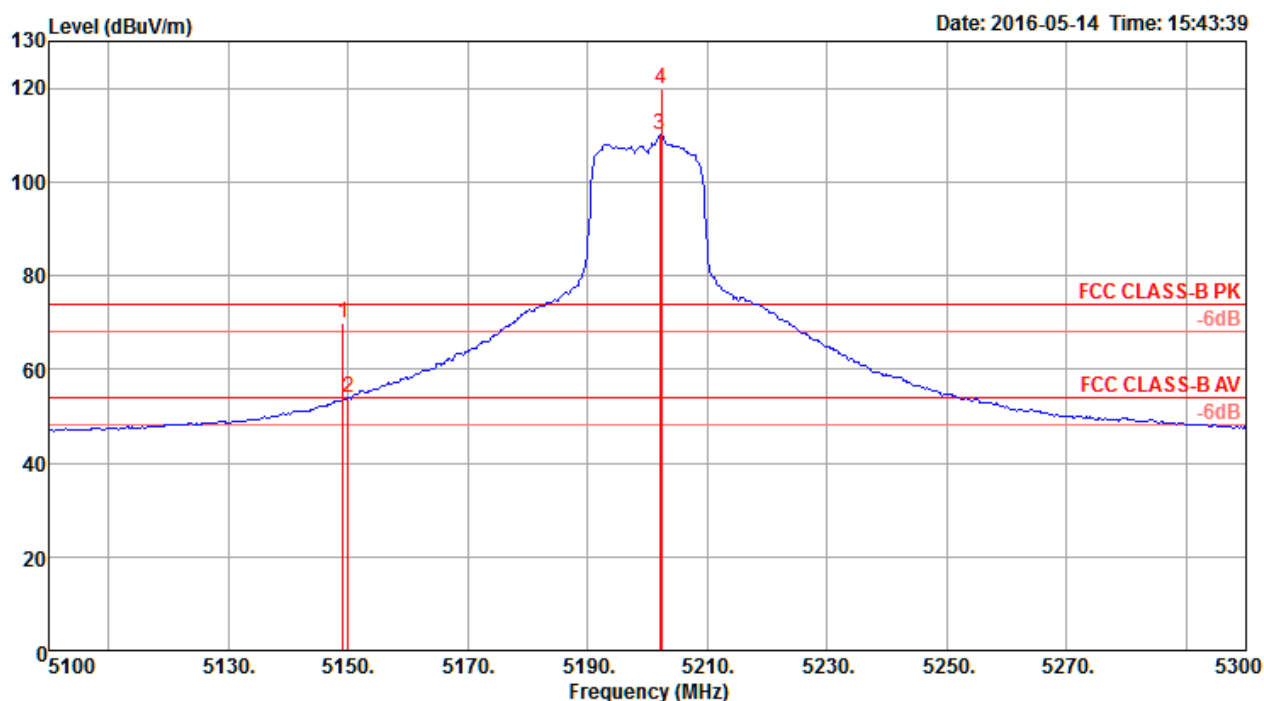


	Freq	Level	Limit	Over	Read	Cable	Antenna	Preamp	T/Pos	A/Pos	Remark	Pol/Phase
	MHz	dBuV/m	dBuV/m	dB	dBuV	dB	dB/m	dB	deg	cm		
1	5149.60	53.25	54.00	-0.75	46.51	7.90	33.31	34.47	260	119	Average	HORIZONTAL
2	5150.00	69.85	74.00	-4.15	63.11	7.90	33.31	34.47	260	119	Peak	HORIZONTAL
3	5175.80	116.29			109.46	7.95	33.35	34.47	260	119	Peak	HORIZONTAL
4	5179.00	105.25			98.42	7.95	33.35	34.47	260	119	Average	HORIZONTAL

Item 3, 4 are the fundamental frequency at 5180 MHz.

Note: Both antenna polarizations have been tested and only the worst case was recorded in test report.

Channel 40

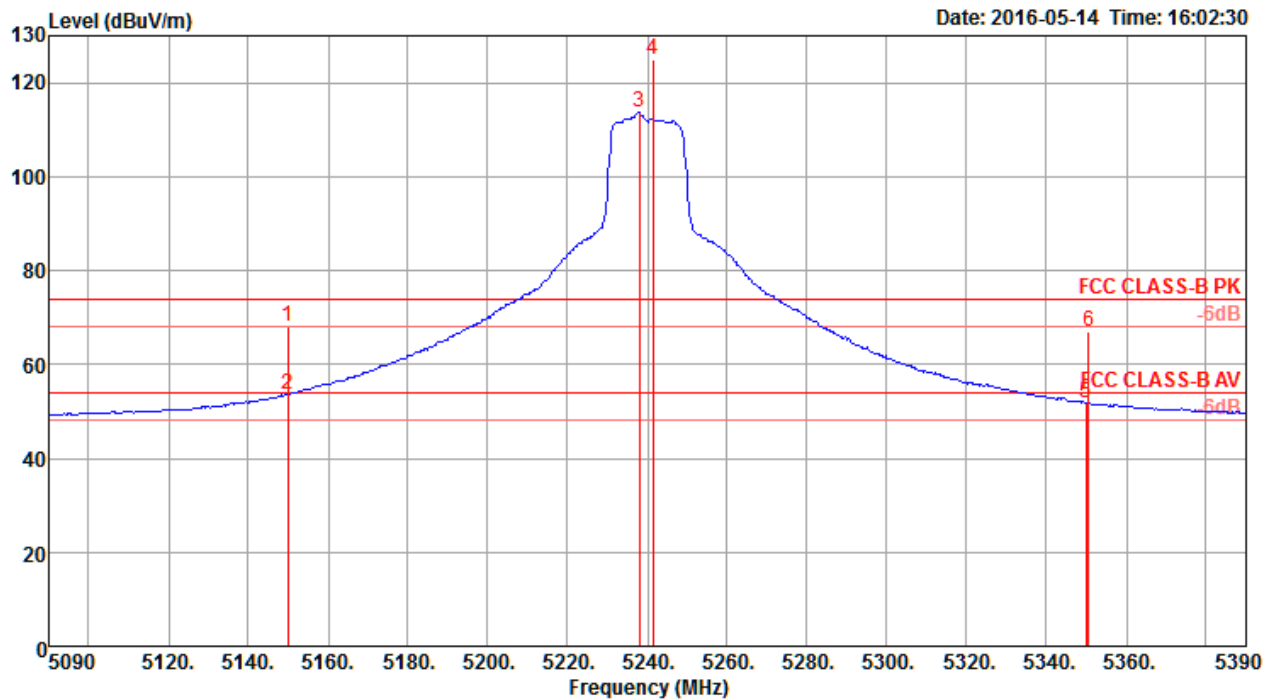


	Freq	Level	Limit	Over	Read	CableAntenna	Preamp	T/Pos	A/Pos	Remark	Pol/Phase
	MHz	dBuV/m	dBuV/m	dB	dBuV	dB	dB/m	dB	deg	cm	
1	5149.20	70.06	74.00	-3.94	63.32	7.90	33.31	34.47	88	112 Peak	HORIZONTAL
2	5150.00	53.81	54.00	-0.19	47.07	7.90	33.31	34.47	88	112 Average	HORIZONTAL
3	5202.00	110.19			103.29	7.97	33.40	34.47	88	112 Average	HORIZONTAL
4	5202.40	119.83			112.93	7.97	33.40	34.47	88	112 Peak	HORIZONTAL

Item 3, 4 are the fundamental frequency at 5200 MHz.

Note: Both antenna polarizations have been tested and only the worst case was recorded in test report.

Channel 48



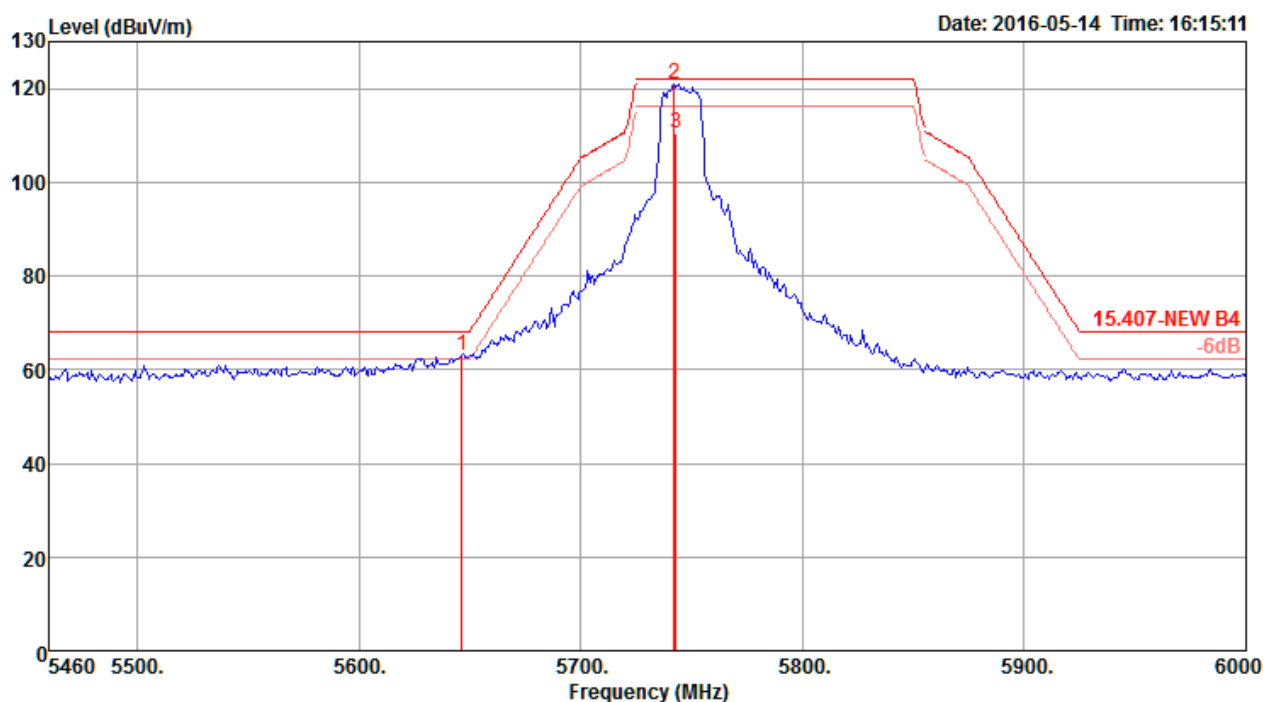
	Freq	Level	Limit	Over	Read	CableAntenna	Preamp	T/Pos	A/Pos	Remark	Pol/Phase
	MHz	dBuV/m	dBuV/m	dB	dBuV	dB	dB/m	deg	cm		
1	5150.00	67.94	74.00	-6.06	61.20	7.90	33.31	34.47	81	111 Peak	HORIZONTAL
2	5150.00	53.45	54.00	-0.55	46.71	7.90	33.31	34.47	81	111 Average	HORIZONTAL
3	5238.08	113.74			106.82	7.95	33.44	34.47	81	111 Average	HORIZONTAL
4	5241.44	125.07			118.15	7.95	33.44	34.47	81	111 Peak	HORIZONTAL
5	5350.00	51.69	54.00	-2.31	44.68	7.89	33.59	34.47	81	111 Average	HORIZONTAL
6	5350.58	66.83	74.00	-7.17	59.82	7.89	33.59	34.47	81	111 Peak	HORIZONTAL

Item 3, 4 are the fundamental frequency at 5240 MHz.

Note: Both antenna polarizations have been tested and only the worst case was recorded in test report.

Temperature	22°C	Humidity	56%
Test Engineer	Nyle Chang & Peter Wu & Gary Chu & DK Chang & Eddie Weng & Stim Song & Brain Sun	Configurations	IEEE 802.11ac MCS0/Nss3 VHT20 CH 149, 157, 165 / Chain 1 + Chain 2 + Chain 3 + Chain 4
Test Mode	Mode 1		

Channel 149

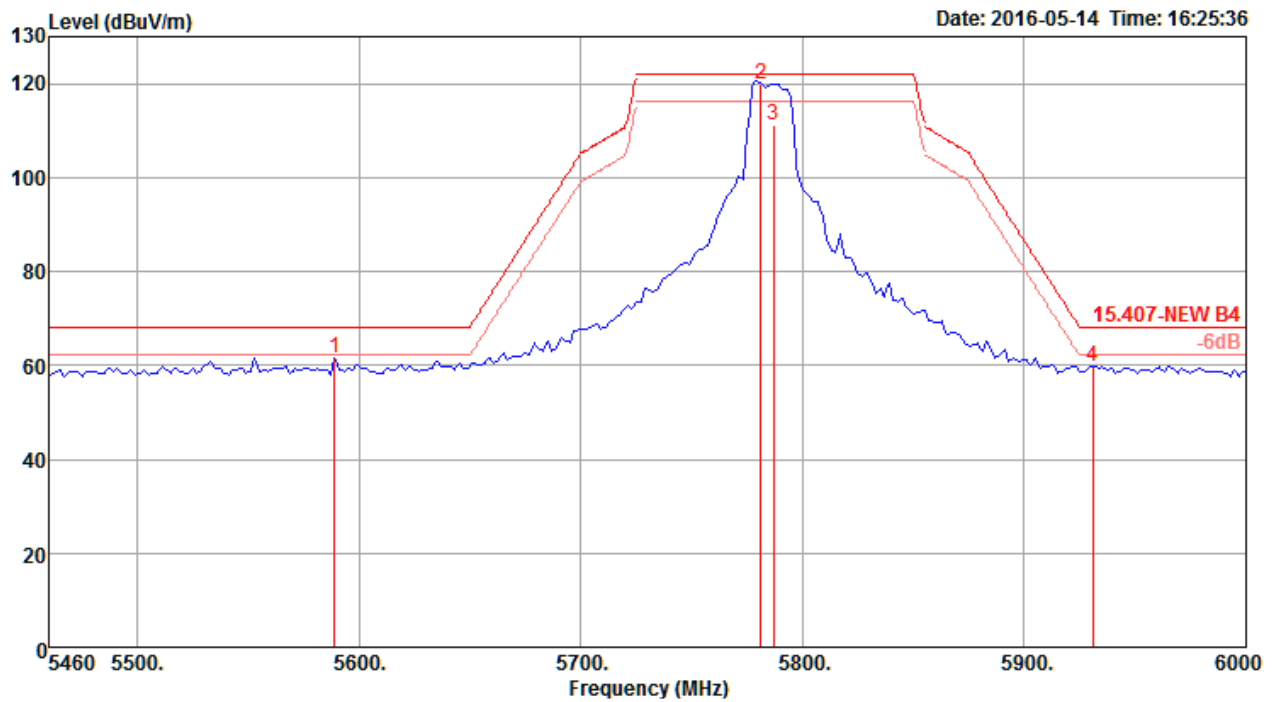


	Freq	Level	Limit	Over	Read	CableAntenna	Preampl	T/Pos	A/Pos	Remark	Pol/Phase
	MHz	dBuV/m	dBuV/m	dB	dBuV	dB	dB/m	dB	deg	cm	
1	5646.30	63.13	68.20	-5.07	55.46	7.92	34.25	34.50	266	101 Peak	HORIZONTAL
2	5741.88	120.98			113.09	7.86	34.55	34.52	266	101 Peak	HORIZONTAL
3	5742.96	110.48			102.59	7.86	34.55	34.52	266	101 Average	HORIZONTAL

Item 2, 3 are the fundamental frequency at 5745 MHz.

Note: Both antenna polarizations have been tested and only the worst case was recorded in test report.

Channel 157

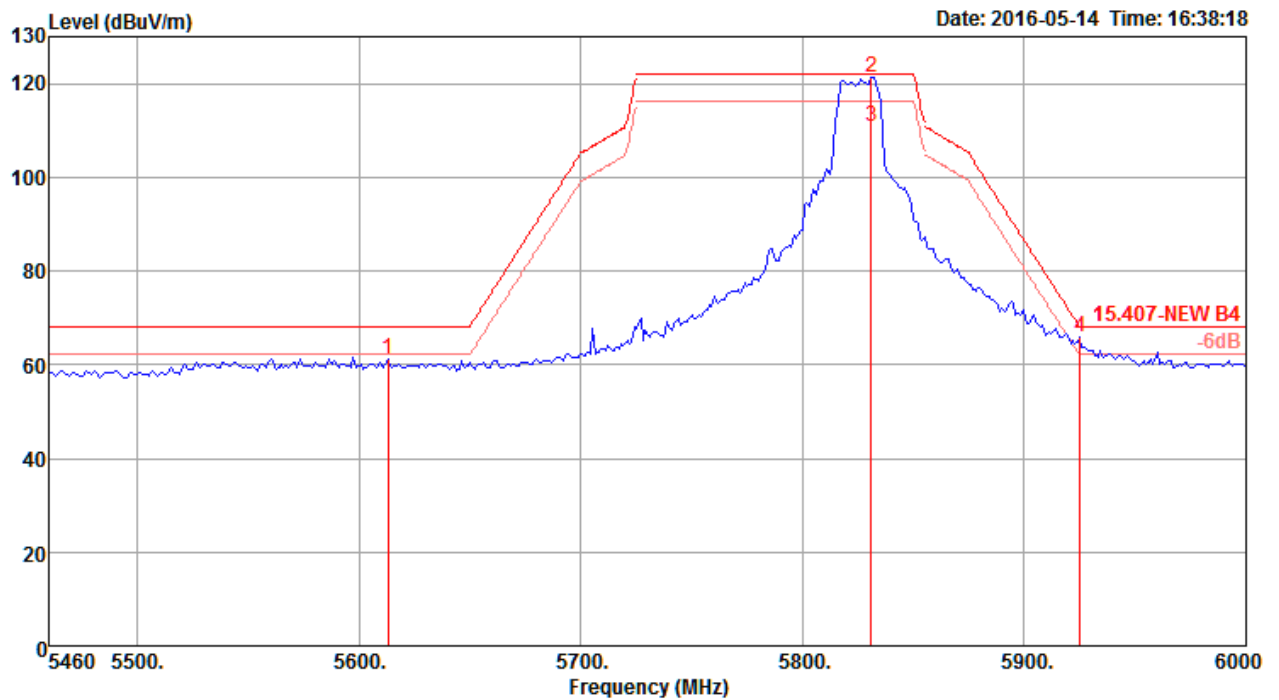


	Freq	Level	Limit	Over	Read	CableAntenna	Preamp	T/Pos	A/Pos	Remark	Pol/Phase
	MHz	dBuV/m	dBuV/m	dB	dBuV	dB	dB/m	dB	deg	cm	
1	5589.00	61.41	68.20	-6.79	53.91	7.94	34.05	34.49	269	102 Peak	HORIZONTAL
2	5781.00	119.95			111.99	7.84	34.65	34.53	269	102 Peak	HORIZONTAL
3	5787.00	111.11			103.15	7.84	34.65	34.53	269	102 Average	HORIZONTAL
4	5931.00	59.84	68.20	-8.36	51.55	7.75	35.10	34.56	269	102 Peak	HORIZONTAL

Item 2, 3 are the fundamental frequency at 5785 MHz.

Note: Both antenna polarizations have been tested and only the worst case was recorded in test report.

Channel 165



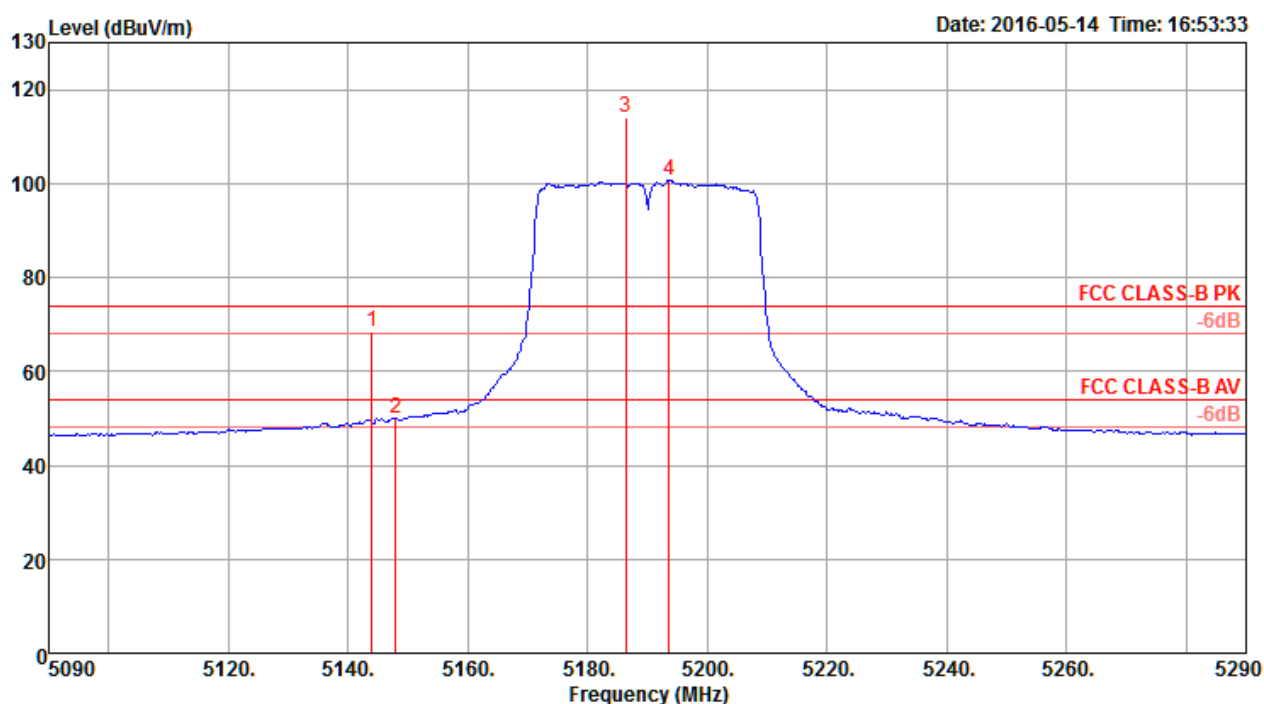
	Freq	Level	Limit	Over	Read	CableAntenna	Preamp	T/Pos	A/Pos	Remark	Pol/Phase
	MHz	dBuV/m	dBuV/m	dB	dBuV	dB	dB/m	dB	deg	cm	
1	5613.00	61.05	68.20	-7.15	53.45	7.94	34.15	34.49	274	100 Peak	HORIZONTAL
2	5831.00	121.43			113.36	7.81	34.80	34.54	274	100 Peak	HORIZONTAL
3	5831.00	110.65			102.58	7.81	34.80	34.54	274	100 Average	HORIZONTAL
4	5925.00	66.07	68.20	-2.13	57.78	7.75	35.10	34.56	274	100 Peak	HORIZONTAL

Item 2, 3 are the fundamental frequency at 5825 MHz.

Note: Both antenna polarizations have been tested and only the worst case was recorded in test report.

Temperature	22°C	Humidity	56%
Test Engineer	Nyle Chang & Peter Wu & Gary Chu & DK Chang & Eddie Weng & Stim Song & Brain Sun	Configurations	IEEE 802.11ac MCS0/Nss3 VHT40 CH 38, 46 / Chain 1 + Chain 2 + Chain 3 + Chain 4
Test Mode	Mode 1		

Channel 38

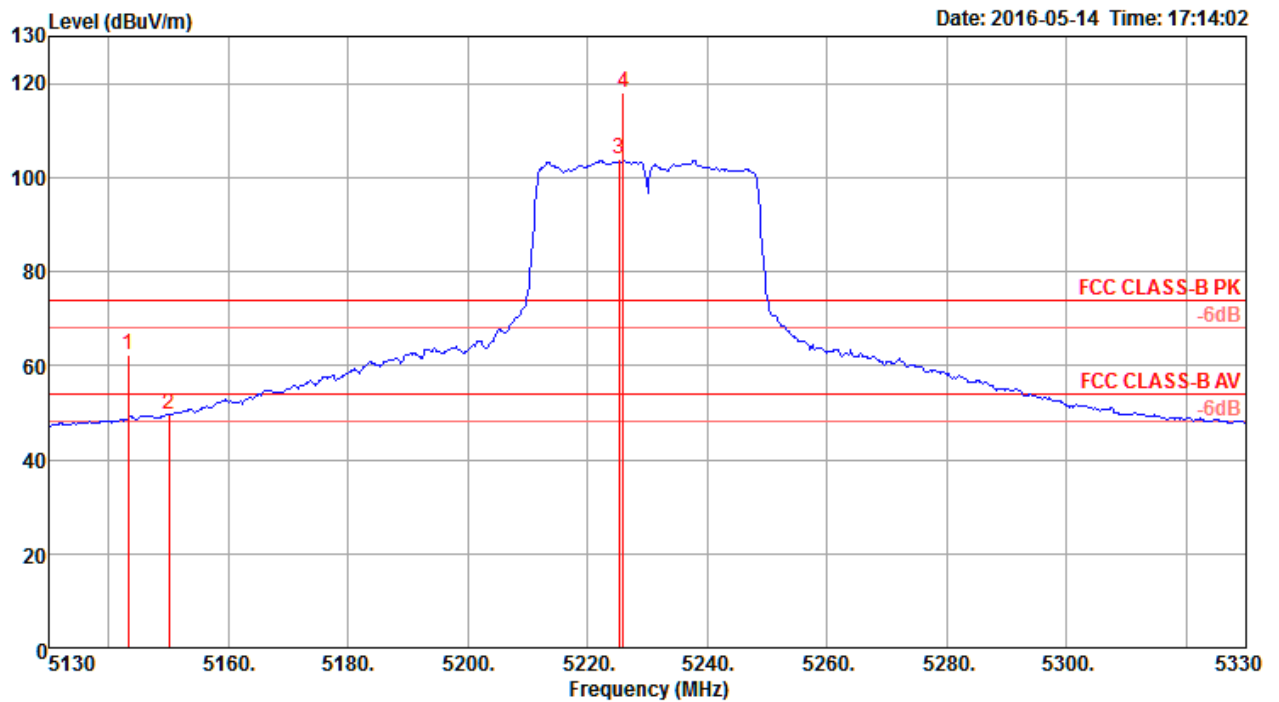


	Freq	Level	Limit	Over	Read	CableAntenna	Preamp	T/Pos	A/Pos	Remark	Pol/Phase
	MHz	dBuV/m	dBuV/m	dB	dBuV	dB	dB/m	dB	deg	cm	
1	5144.00	68.35	74.00	-5.65	61.61	7.90	33.31	34.47	263	104	Peak
2	5148.00	50.07	54.00	-3.93	43.33	7.90	33.31	34.47	263	104	Average
3	5186.40	113.97			107.14	7.95	33.35	34.47	263	104	Peak
4	5193.60	100.50			93.61	7.98	33.38	34.47	263	104	Average

Item 3, 4 are the fundamental frequency at 5190 MHz.

Note: Both antenna polarizations have been tested and only the worst case was recorded in test report.

Channel 46



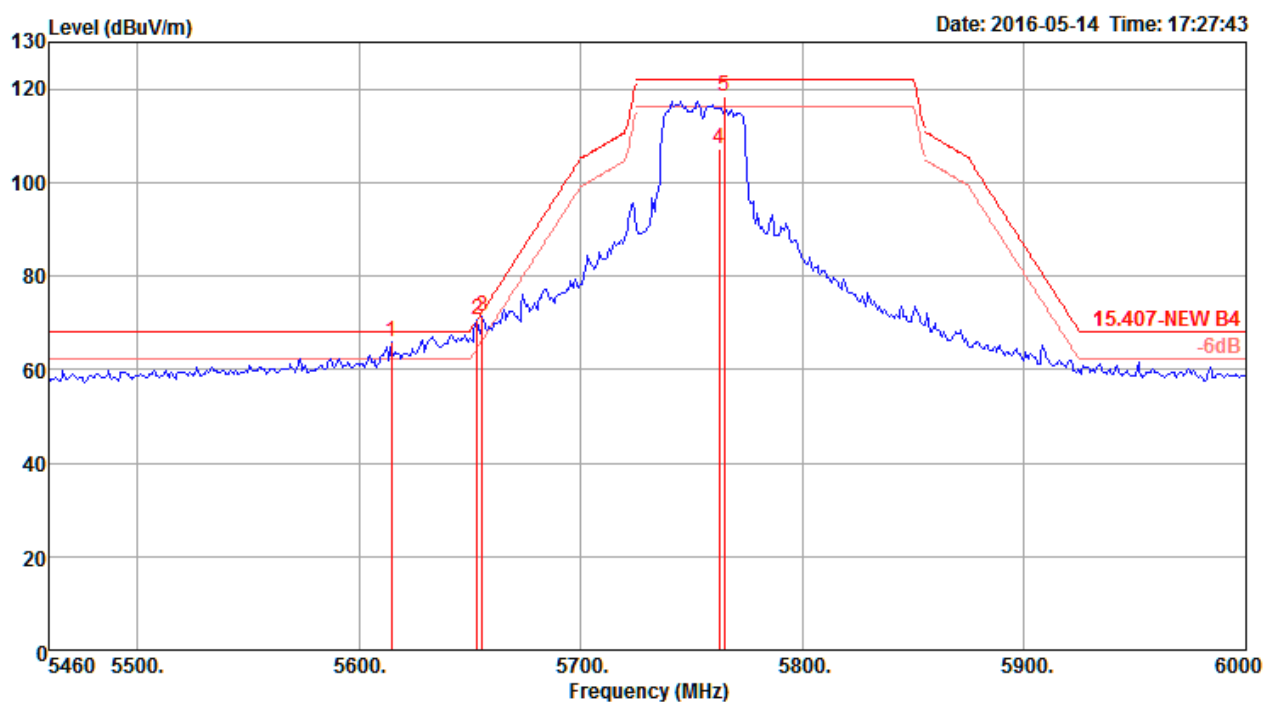
	Freq	Level	Limit	Over	Read	Cable	Antenna	Preamp	T/Pos	A/Pos	Remark	Pol/Phase
	MHz	dBuV/m	dBuV/m	dB	dBuV	dB	dB/m	dB	deg	cm		
1	5143.20	62.46	74.00	-11.54	55.72	7.90	33.31	34.47	273	117	Peak	HORIZONTAL
2	5150.00	49.77	54.00	-4.23	43.03	7.90	33.31	34.47	273	117	Average	HORIZONTAL
3	5225.20	103.88			96.97	7.96	33.42	34.47	273	117	Average	HORIZONTAL
4	5226.00	118.13			111.22	7.96	33.42	34.47	273	117	Peak	HORIZONTAL

Item 3, 4 are the fundamental frequency at 5230 MHz.

Note: Both antenna polarizations have been tested and only the worst case was recorded in test report.

Temperature	22°C	Humidity	56%
Test Engineer	Nyle Chang & Peter Wu & Gary Chu & DK Chang & Eddie Weng & Stim Song & Brain Sun	Configurations	IEEE 802.11ac MCS0/Nss3 VHT40 CH 151, 159 / Chain 1 + Chain 2 + Chain 3 + Chain 4
Test Mode	Mode 1		

Channel 151

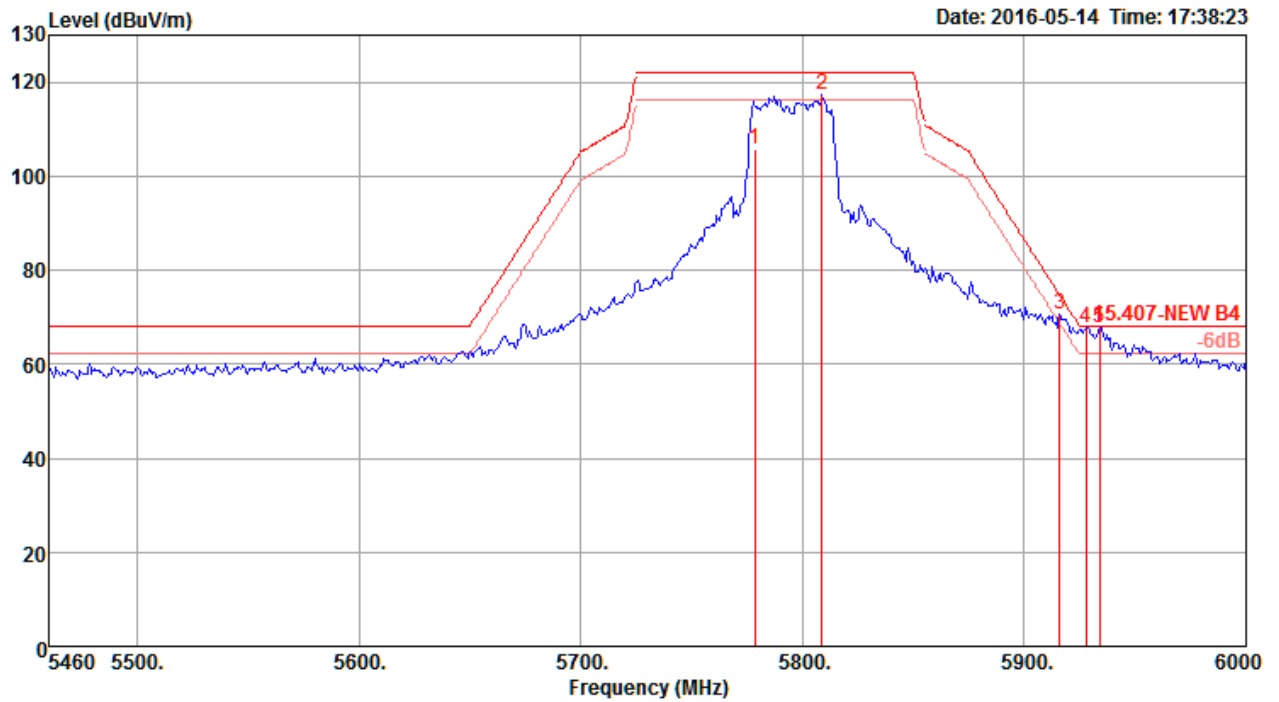


	Freq	Level	Limit	Over	Read	CableAntenna	Preamp	T/Pos	A/Pos	Remark	Pol/Phase
	MHz	dBuV/m	dBuV/m	dB	dBuV	dB	dB/m	dB	deg	cm	
1	5614.44	65.81	68.20	-2.39	58.21	7.94	34.15	34.49	267	100 Peak	HORIZONTAL
2	5653.32	70.45	70.67	-0.22	62.78	7.92	34.25	34.50	267	100 Peak	HORIZONTAL
3	5655.48	71.32	72.27	-0.95	63.65	7.92	34.25	34.50	267	100 Peak	HORIZONTAL
4	5762.40	107.22			99.29	7.85	34.60	34.52	267	100 Average	HORIZONTAL
5	5764.56	118.25			110.33	7.85	34.60	34.53	267	100 Peak	HORIZONTAL

Item 4, 5 are the fundamental frequency at 5755 MHz.

Note: Both antenna polarizations have been tested and only the worst case was recorded in test report.

Channel 159



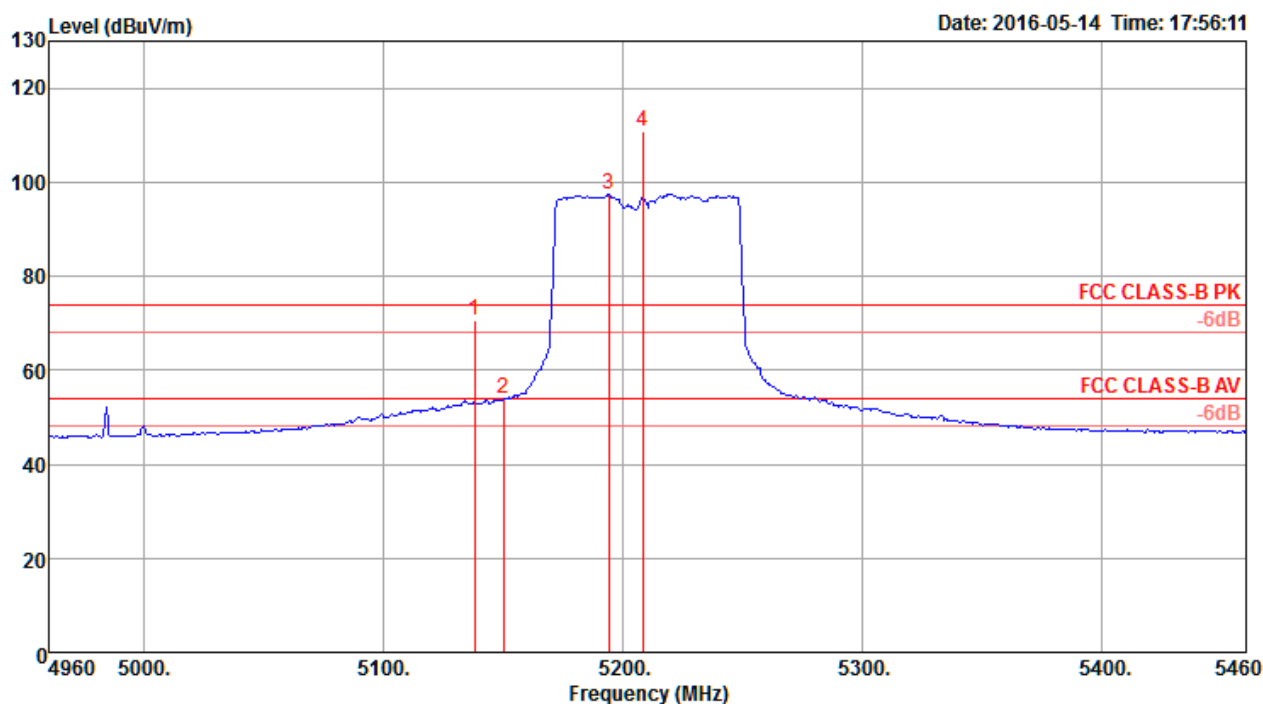
	Freq	Level	Limit	Over	Read	CableAntenna	Preamp	T/Pos	A/Pos	Remark	Pol/Phase
	MHz	dBuV/m	dBuV/m	dB	dBuV	dB	dB/m	deg	cm		
1	5778.60	105.85			97.89	7.84	34.65	34.53	92	100 Average	HORIZONTAL
2	5808.84	117.36			109.32	7.82	34.75	34.53	92	100 Peak	HORIZONTAL
3	5915.76	70.69	75.01	-4.32	62.43	7.76	35.05	34.55	92	100 Peak	HORIZONTAL
4	5927.64	67.88	68.20	-0.32	59.59	7.75	35.10	34.56	92	100 Peak	HORIZONTAL
5	5934.12	67.77	68.20	-0.43	59.48	7.75	35.10	34.56	92	100 Peak	HORIZONTAL

Item 1, 2 are the fundamental frequency at 5795 MHz.

Note: Both antenna polarizations have been tested and only the worst case was recorded in test report.

Temperature	22°C	Humidity	56%
Test Engineer	Nyle Chang & Peter Wu & Gary Chu & DK Chang & Eddie Weng & Stim Song & Brain Sun	Configurations	IEEE 802.11ac MCS0/Nss3 VHT80 CH 42, 155 / Chain 1 + Chain 2 + Chain 3 + Chain 4
Test Mode	Mode 1		

Channel 42

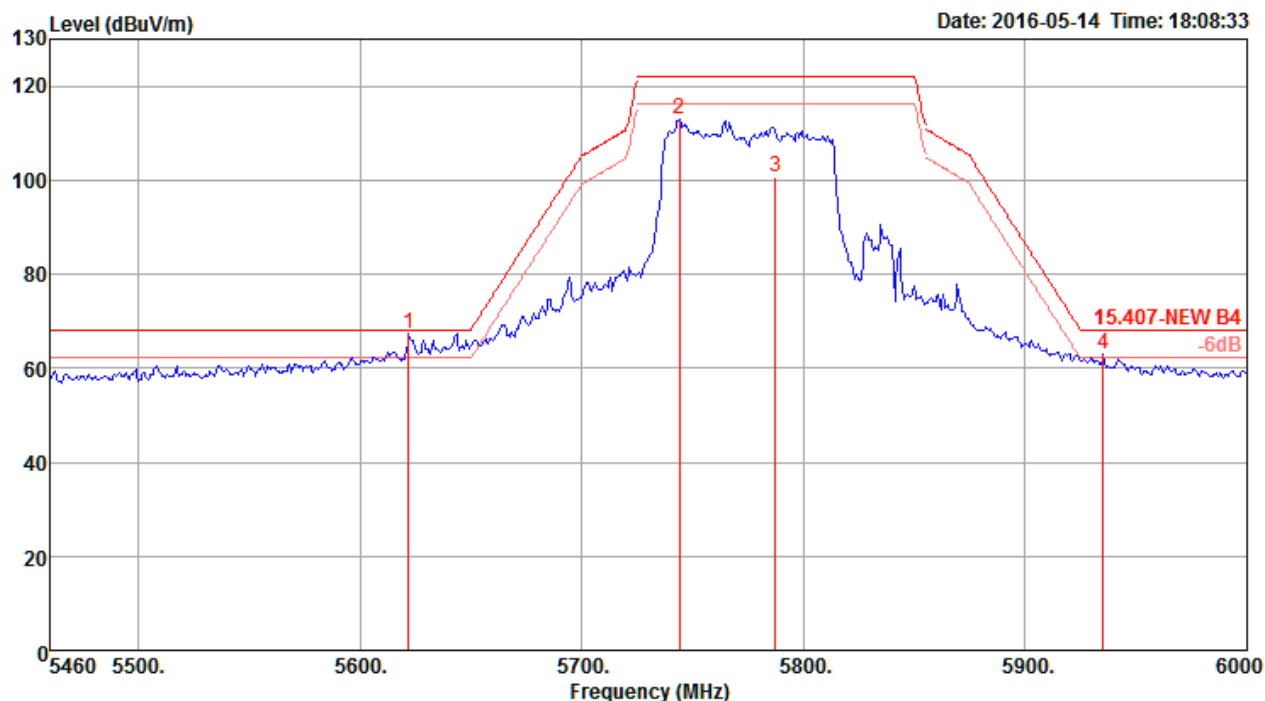


	Freq	Level	Limit	Over	Read	CableAntenna	Preamp	T/Pos	A/Pos	Remark	Pol/Phase
	MHz	dBuV/m	dBuV/m	dB	dBuV	dB	dB/m	dB	deg	cm	
1	5138.00	70.71	74.00	-3.29	64.01	7.88	33.29	34.47	273	100 Peak	HORIZONTAL
2	5150.00	53.88	54.00	-0.12	47.14	7.90	33.31	34.47	273	100 Average	HORIZONTAL
3	5194.00	97.54			90.65	7.98	33.38	34.47	273	100 Average	HORIZONTAL
4	5208.00	110.69			103.79	7.97	33.40	34.47	273	100 Peak	HORIZONTAL

Item 3, 4 are the fundamental frequency at 5210 MHz.

Note: Both antenna polarizations have been tested and only the worst case was recorded in test report.

Channel 155



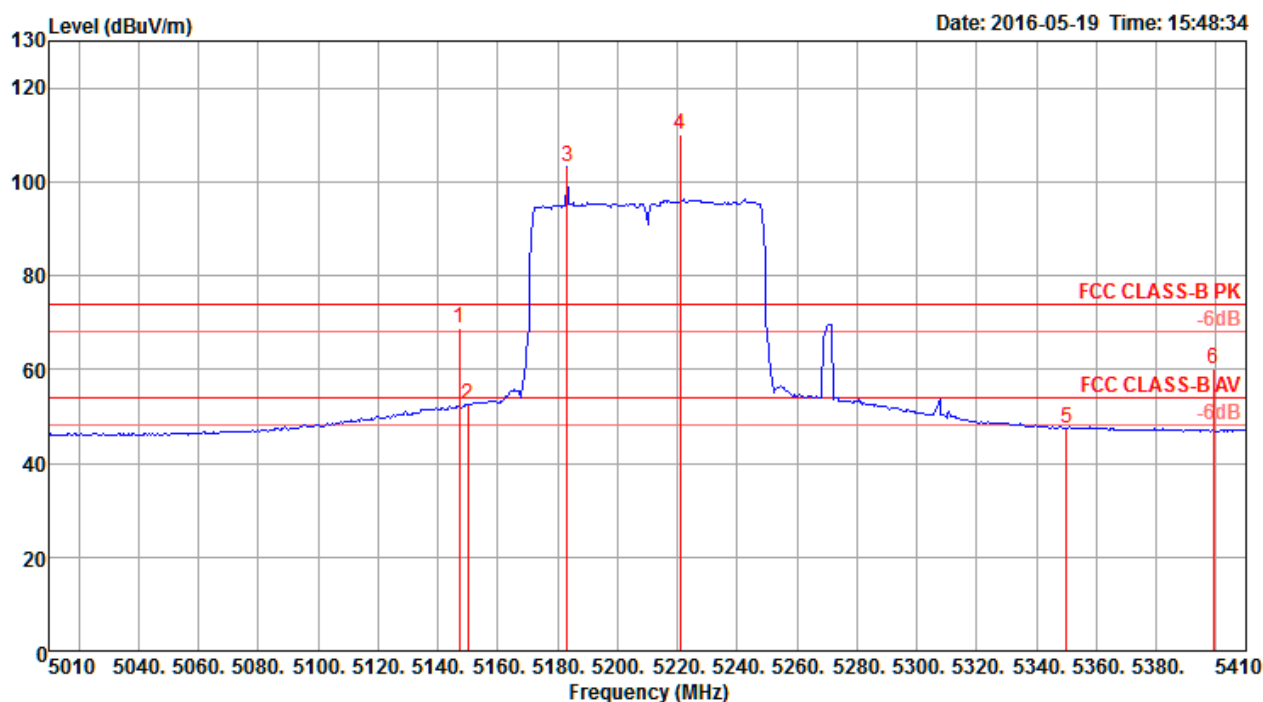
	Freq	Level	Limit	Over	Read	CableAntenna	Preamp	T/Pos	A/Pos	Remark	Pol/Phase
	MHz	dBuV/m	dBuV/m	dB	dBuV	dB	dB/m	dB	deg	cm	
1	5622.00	67.48	68.20	-0.72	59.89	7.94	34.15	34.50	266	101 Peak	HORIZONTAL
2	5744.04	112.95			105.06	7.86	34.55	34.52	266	101 Peak	HORIZONTAL
3	5787.24	100.62			92.66	7.84	34.65	34.53	266	101 Average	HORIZONTAL
4	5935.20	63.00	68.20	-5.20	54.71	7.75	35.10	34.56	266	101 Peak	HORIZONTAL

Item 2, 3 are the fundamental frequency at 5775 MHz.

Note: Both antenna polarizations have been tested and only the worst case was recorded in test report.

Temperature	22°C	Humidity	56%
Test Engineer	Nyle Chang & Peter Wu & Gary Chu & DK Chang & Eddie Weng & Stim Song & Brain Sun	Configurations	IEEE 802.11ac MCS0/Nss2 VHT80+80 Type 1 / CH 42+155 / Chain 1 + Chain 2 + Chain 3 + Chain 4
Test Mode	Mode 1		

Channel 42

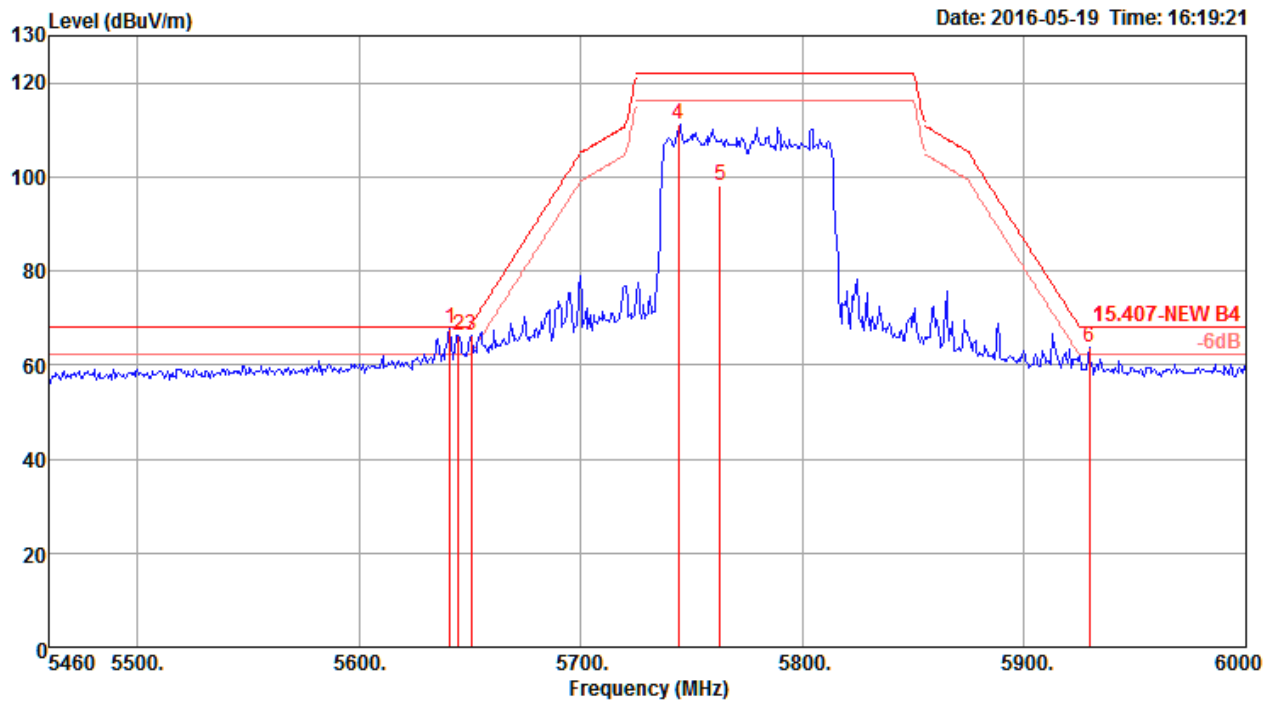


	Freq	Level	Limit	Over	Read	CableAntenna	Preamp	T/Pos	A/Pos	Remark	Pol/Phase
	MHz	dBuV/m	dBuV/m	dB	dBuV	dB	dB/m	dB	deg	cm	
1	5147.18	68.80	74.00	-5.20	62.06	7.90	33.31	34.47	91	100 Peak	HORIZONTAL
2	5150.00	52.33	54.00	-1.67	45.59	7.90	33.31	34.47	91	100 Average	HORIZONTAL
3	5183.08	103.21			96.38	7.95	33.35	34.47	91	100 Average	HORIZONTAL
4	5220.90	110.17			103.26	7.96	33.42	34.47	91	100 Peak	HORIZONTAL
5	5350.00	47.54	54.00	-6.46	40.53	7.89	33.59	34.47	91	100 Average	HORIZONTAL
6	5399.10	60.06	74.00	-13.94	53.02	7.86	33.65	34.47	91	100 Peak	HORIZONTAL

Item 3, 4 are the fundamental frequency at 5210 MHz.

Note: Both antenna polarizations have been tested and only the worst case was recorded in test report.

Channel 155



	Freq	Level	Limit	Over	Read	CableAntenna	Preamp	T/Pos	A/Pos	Remark	Pol/Phase
	MHz	dBuV/m	dBuV/m	dB	dBuV	dB	dB/m	dB	deg	cm	
1	5640.90	67.57	68.20	-0.63	59.90	7.92	34.25	34.50	269	100 Peak	HORIZONTAL
2	5644.68	66.14	68.20	-2.06	58.47	7.92	34.25	34.50	269	100 Peak	HORIZONTAL
3	5650.62	66.36	68.66	-2.30	58.69	7.92	34.25	34.50	269	100 Peak	HORIZONTAL
4	5743.85	111.19			103.30	7.86	34.55	34.52	269	100 Peak	HORIZONTAL
5	5762.89	98.02			90.09	7.85	34.60	34.52	269	100 Average	HORIZONTAL
6	5929.26	63.77	68.20	-4.43	55.48	7.75	35.10	34.56	269	100 Peak	HORIZONTAL

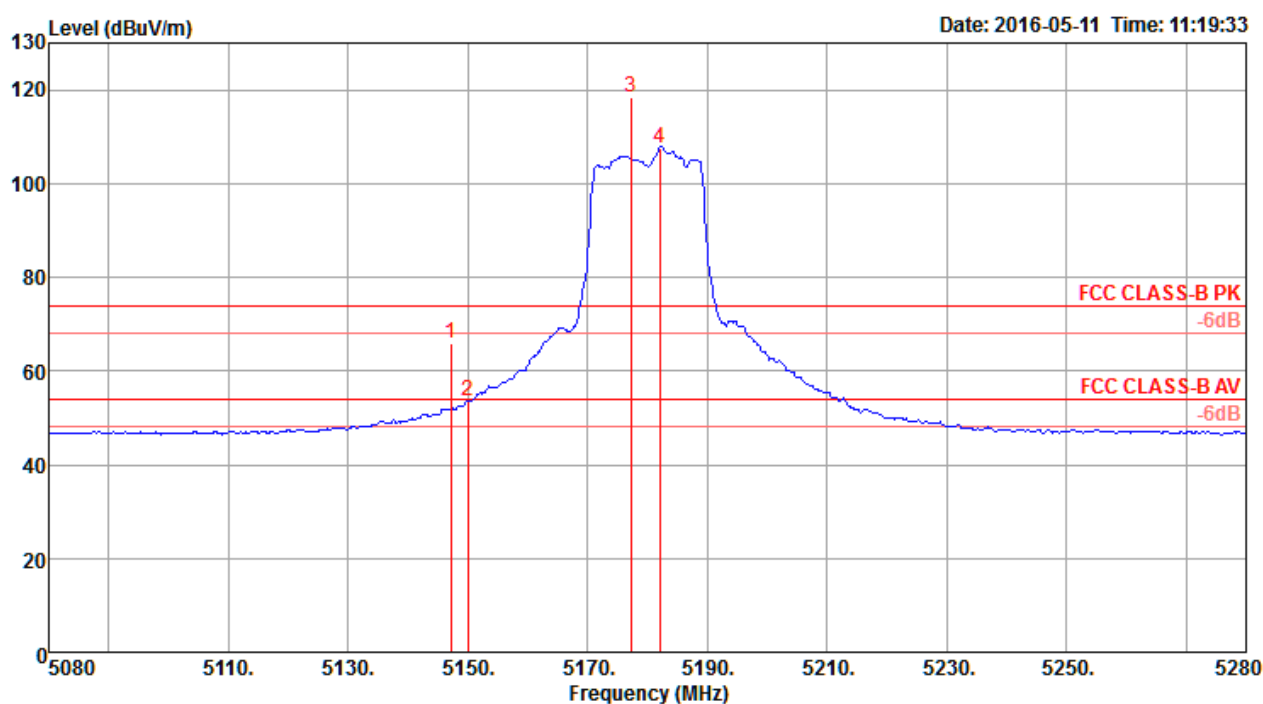
Item 4, 5 are the fundamental frequency at 5775 MHz.

Note: Both antenna polarizations have been tested and only the worst case was recorded in test report.

TXBF

Temperature	22°C	Humidity	56%
Test Engineer	Nyle Chang & Peter Wu & Gary Chu & DK Chang & Eddie Weng & Stim Song & Brain Sun	Configurations	IEEE 802.11ac MCS0/Nss1 VHT20 CH 36, 40, 48 / Chain 1 + Chain 2 + Chain 3 + Chain 4
Test Mode	Mode 2		

Channel 36

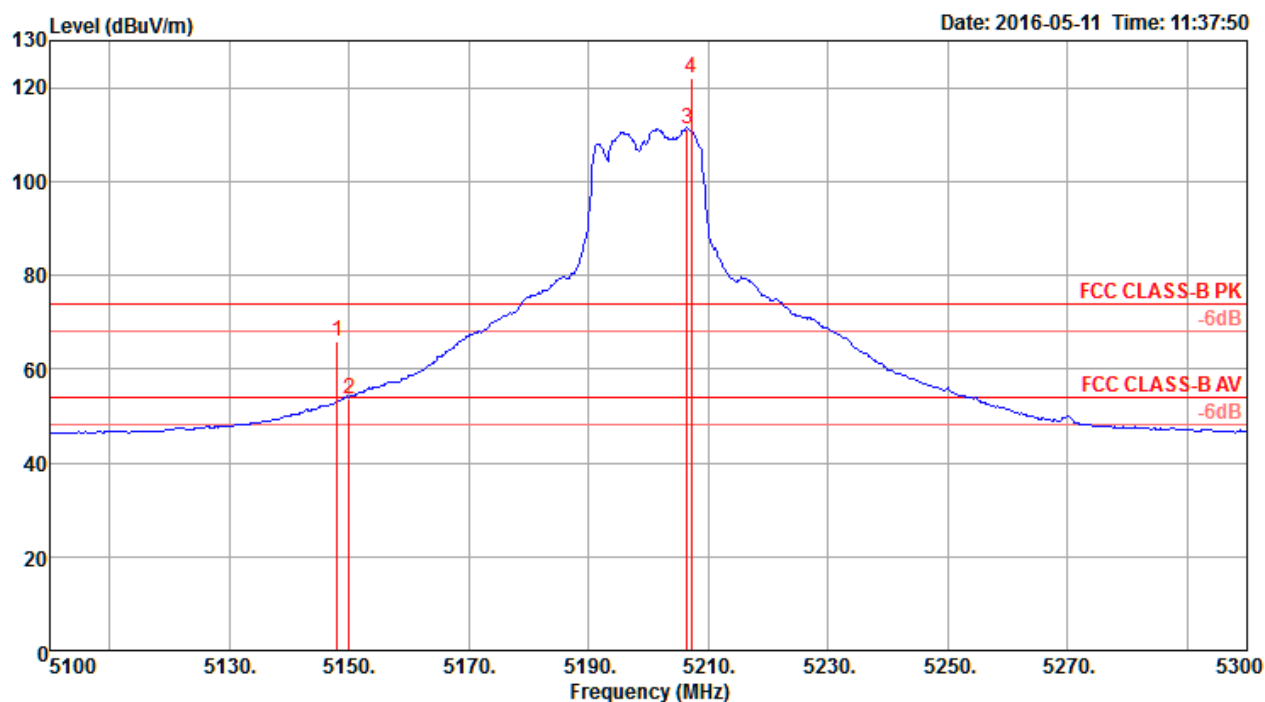


	Freq	Level	Limit	Over	Read	Cable	Antenna	Preamp	T/Pos	A/Pos	Remark	Pol/Phase
	MHz	dBuV/m	dBuV/m	dB	dBuV	dB	dB/m	dB	deg	cm		
1	5147.20	66.03	74.00	-7.97	59.29	7.90	33.31	34.47	359	208	Peak	VERTICAL
2	5150.00	53.66	54.00	-0.34	46.92	7.90	33.31	34.47	359	208	Average	VERTICAL
3	5177.20	118.48			111.65	7.95	33.35	34.47	359	208	Peak	VERTICAL
4	5182.00	107.66			100.83	7.95	33.35	34.47	359	208	Average	VERTICAL

Item 3, 4 are the fundamental frequency at 5180 MHz.

Note: Both antenna polarizations have been tested and only the worst case was recorded in test report.

Channel 40

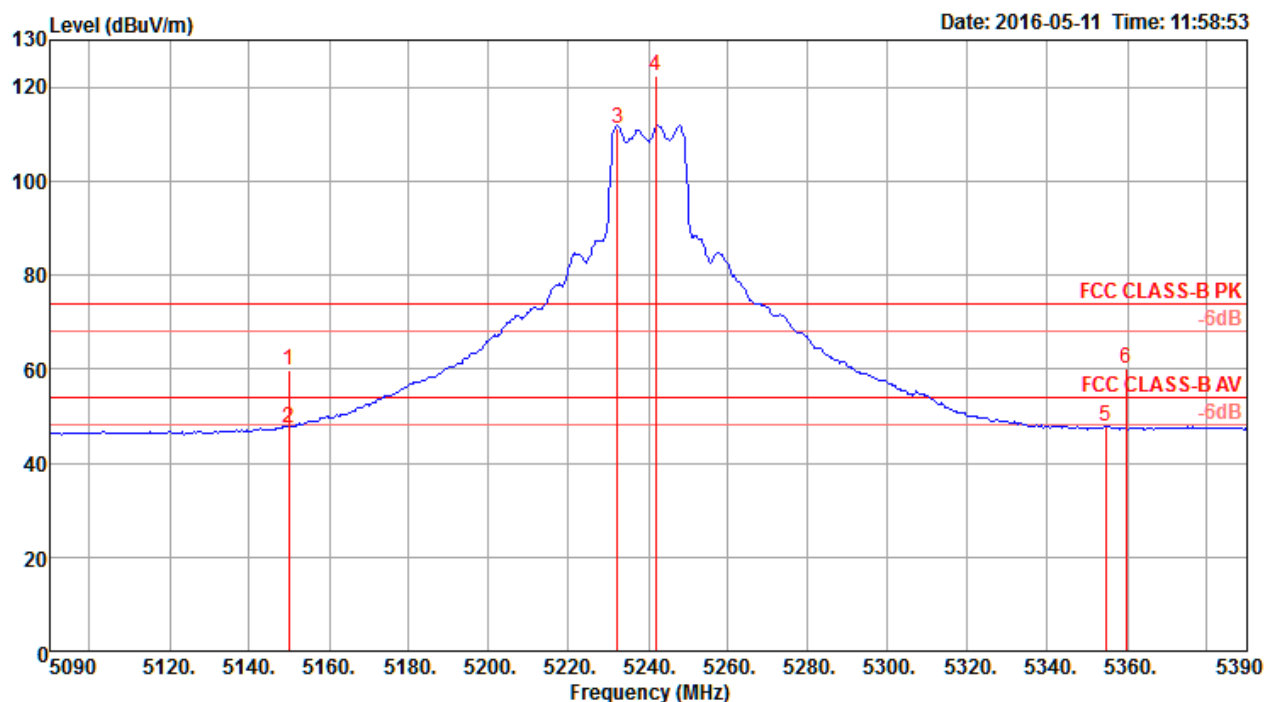


	Freq	Level	Limit	Over	Read	CableAntenna	Preamp	T/Pos	A/Pos	Remark	Pol/Phase
	MHz	dBuV/m	dBuV/m	dB	dBuV	dB	dB/m	dB	deg	cm	
1	5148.00	65.92	74.00	-8.08	59.18	7.90	33.31	34.47	348	143	Peak
2	5150.00	53.69	54.00	-0.31	46.95	7.90	33.31	34.47	348	143	Average
3	5206.40	111.26			104.36	7.97	33.40	34.47	348	143	Average
4	5207.20	122.07			115.17	7.97	33.40	34.47	348	143	Peak

Item 3, 4 are the fundamental frequency at 5200 MHz.

Note: Both antenna polarizations have been tested and only the worst case was recorded in test report.

Channel 48



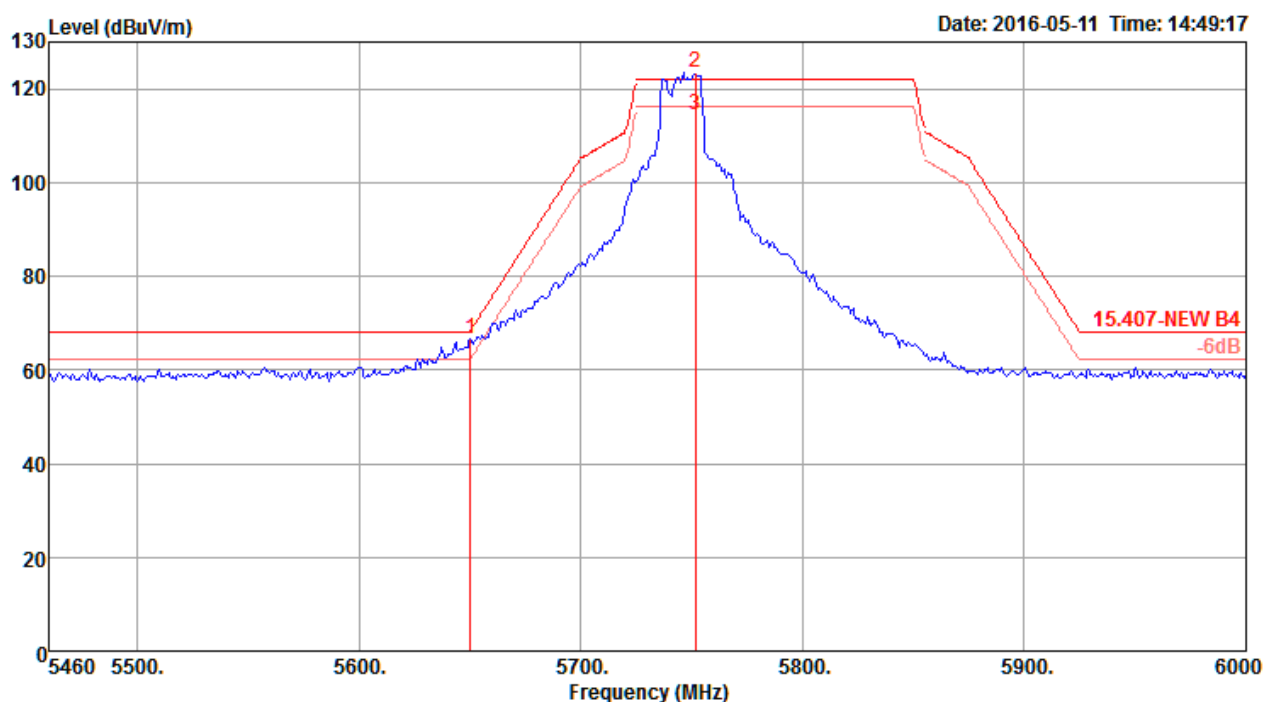
	Freq	Level	Limit	Over	Read	Cable	Antenna	Preamp	T/Pos	A/Pos	Remark	Pol/Phase
	MHz	dBuV/m	dBuV/m	dB	dBuV	dB	dB/m	dB	deg	cm		
1	5150.00	59.64	74.00	-14.36	52.90	7.90	33.31	34.47	357	140	Peak	HORIZONTAL
2	5150.00	47.32	54.00	-6.68	40.58	7.90	33.31	34.47	357	140	Average	HORIZONTAL
3	5232.20	111.10			104.18	7.95	33.44	34.47	357	140	Average	HORIZONTAL
4	5241.80	122.30			115.38	7.95	33.44	34.47	357	140	Peak	HORIZONTAL
5	5354.60	47.91	54.00	-6.09	40.89	7.88	33.61	34.47	357	140	Average	HORIZONTAL
6	5359.60	60.25	74.00	-13.75	53.23	7.88	33.61	34.47	357	140	Peak	HORIZONTAL

Item 3, 4 are the fundamental frequency at 5240 MHz.

Note: Both antenna polarizations have been tested and only the worst case was recorded in test report.

Temperature	22°C	Humidity	56%
Test Engineer	Nyle Chang & Peter Wu & Gary Chu & DK Chang & Eddie Weng & Stim Song & Brain Sun	Configurations	IEEE 802.11ac MCS0/Nss1 VHT20 CH 149, 157, 165 / Chain 1 + Chain 2 + Chain 3 + Chain 4
Test Mode	Mode 2		

Channel 149

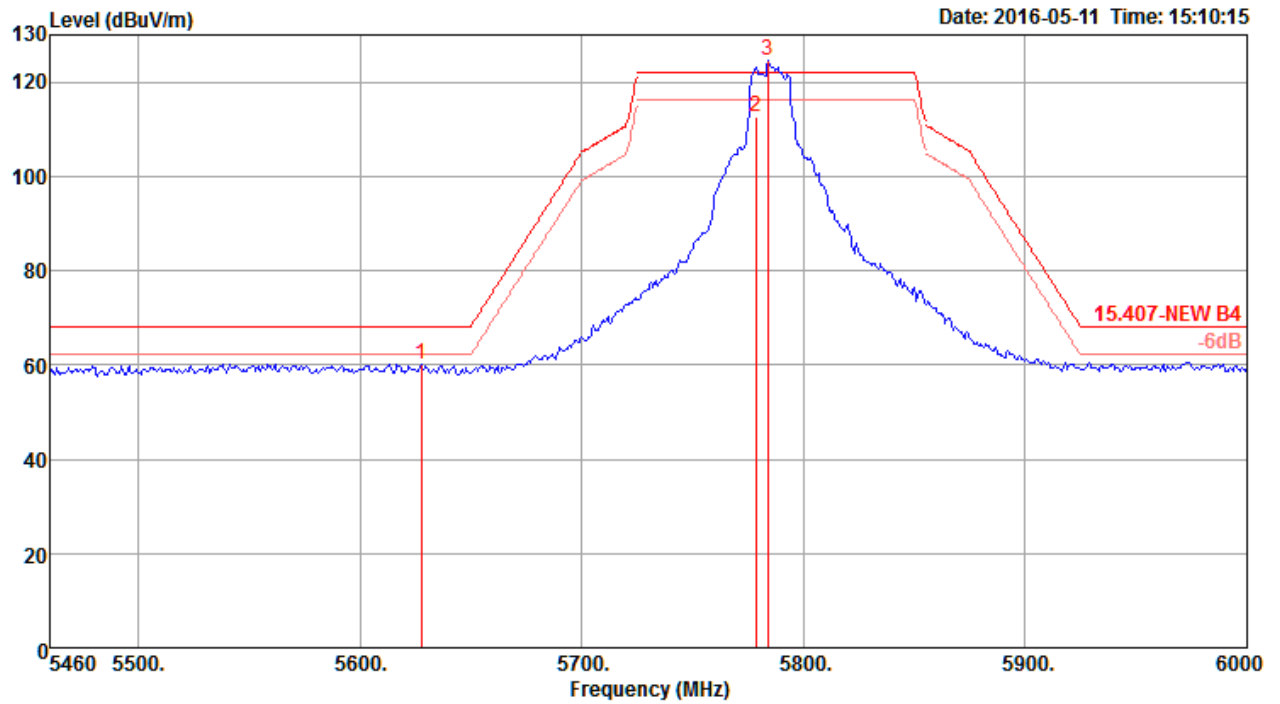


	Freq	Level	Limit	Over	Read	CableAntenna	Preampl	T/Pos	A/Pos	Remark	Pol/Phase
	MHz	dBuV/m	dBuV/m	dB	dBuV	dB	dB/m	dB	deg	cm	
1	5650.08	66.76	68.26	-1.50	59.09	7.92	34.25	34.50	3	151 Peak	VERTICAL
2	5751.60	123.52			115.63	7.86	34.55	34.52	3	151 Peak	VERTICAL
3	5751.60	114.57			106.68	7.86	34.55	34.52	3	151 Average	VERTICAL

Item 2, 3 are the fundamental frequency at 5745 MHz.

Note: Both antenna polarizations have been tested and only the worst case was recorded in test report.

Channel 157

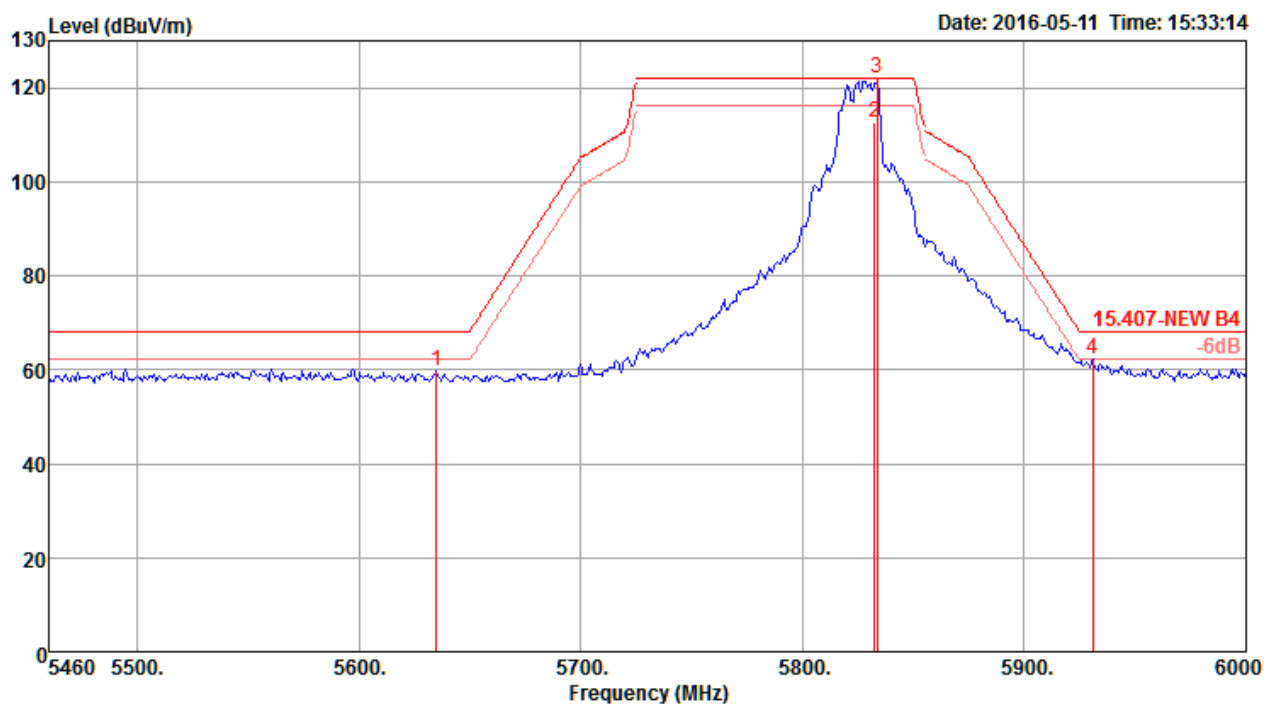


	Freq	Level	Limit	Over	Read	Cable	Antenna	Preamp	T/Pos	A/Pos	Remark	Pol/Phase
	MHz	dBuV/m	dBuV/m	dB	dBuV	dB	dB/m	dB	deg	cm		
1	5627.40	60.27	68.20	-7.93	52.64	7.93	34.20	34.50	4	147	Peak	VERTICAL
2	5778.60	112.63			104.67	7.84	34.65	34.53	4	147	Average	VERTICAL
3	5784.00	124.53			116.57	7.84	34.65	34.53	4	147	Peak	VERTICAL

Item 2, 3 are the fundamental frequency at 5785 MHz.

Note: Both antenna polarizations have been tested and only the worst case was recorded in test report.

Channel 165



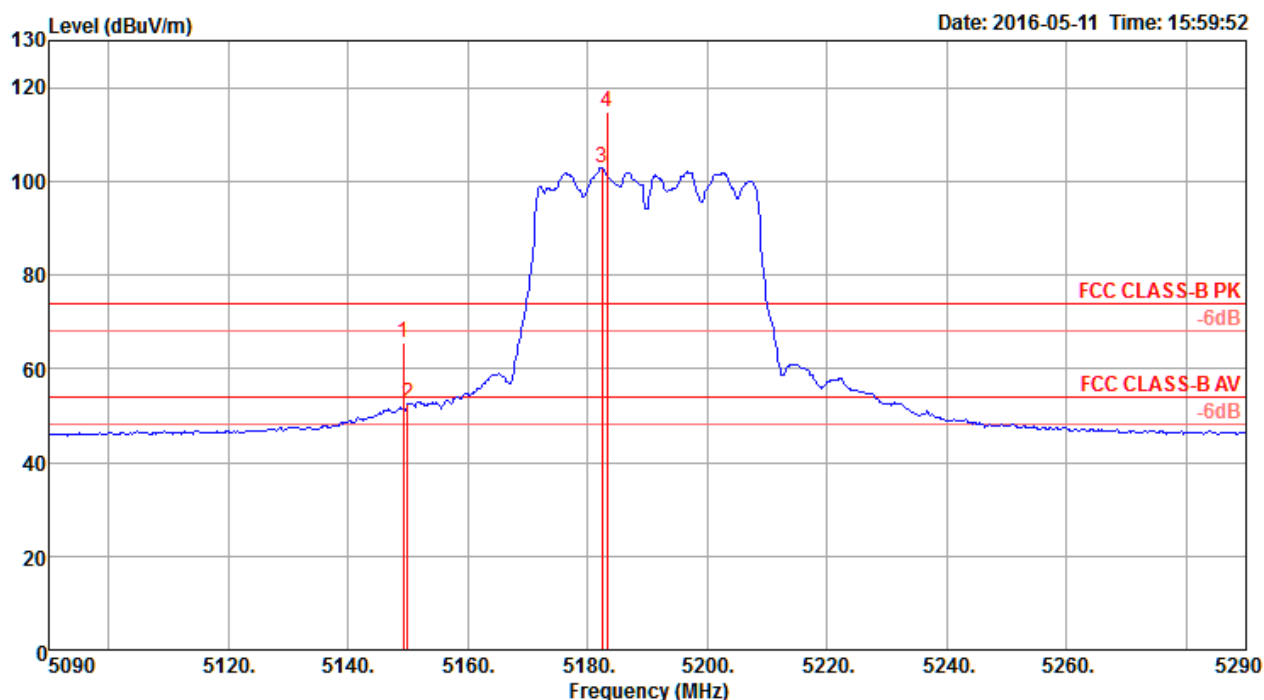
	Freq	Level	Limit	Over	Read	Cable	Antenna	Preamp	T/Pos	A/Pos	Remark	Pol/Phase
	MHz	dBuV/m	dBuV/m	dB	dBuV	dB	dB/m	dB	deg	cm		
1	5634.96	59.59	68.20	-8.61	51.96	7.93	34.20	34.50	359	163	Peak	HORIZONTAL
2	5832.60	112.45			104.38	7.81	34.80	34.54	359	163	Average	HORIZONTAL
3	5833.68	121.90			113.83	7.81	34.80	34.54	359	163	Peak	HORIZONTAL
4	5930.88	62.32	68.20	-5.88	54.03	7.75	35.10	34.56	359	163	Peak	HORIZONTAL

Item 2, 3 are the fundamental frequency at 5825 MHz.

Note: Both antenna polarizations have been tested and only the worst case was recorded in test report.

Temperature	22°C	Humidity	56%
Test Engineer	Nyle Chang & Peter Wu & Gary Chu & DK Chang & Eddie Weng & Stim Song & Brain Sun	Configurations	IEEE 802.11ac MCS0/Nss1 VHT40 CH 38, 46 / Chain 1 + Chain 2 + Chain 3 + Chain 4
Test Mode	Mode 2		

Channel 38

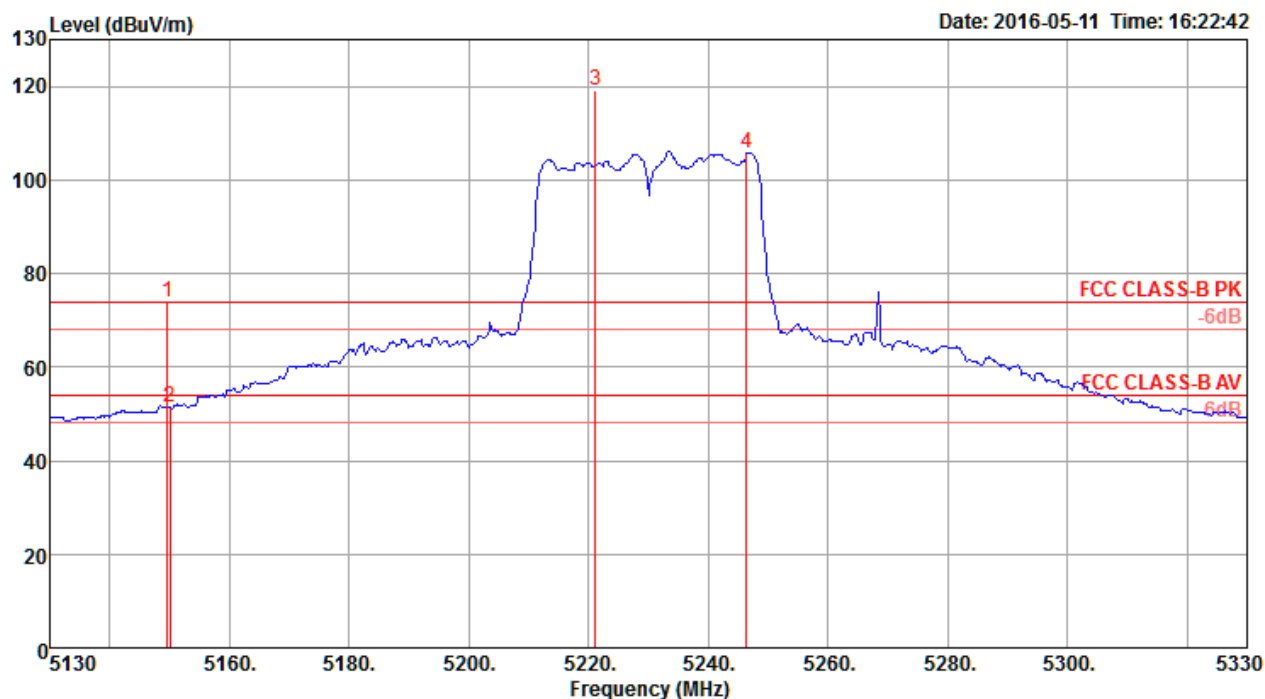


	Freq	Level	Limit	Over	Read	Cable	Antenna	Preamp	T/Pos	A/Pos	Remark	Pol/Phase
	MHz	dBuV/m	dBuV/m	dB	dBuV	dB	dB/m	dB	deg	cm		
1	5149.20	65.58	74.00	-8.42	58.84	7.90	33.31	34.47	354	103	Peak	VERTICAL
2	5150.00	52.65	54.00	-1.35	45.91	7.90	33.31	34.47	354	103	Average	VERTICAL
3	5182.40	102.88			96.05	7.95	33.35	34.47	354	103	Average	VERTICAL
4	5183.20	114.68			107.85	7.95	33.35	34.47	354	103	Peak	VERTICAL

Item 3, 4 are the fundamental frequency at 5190 MHz.

Note: Both antenna polarizations have been tested and only the worst case was recorded in test report.

Channel 46



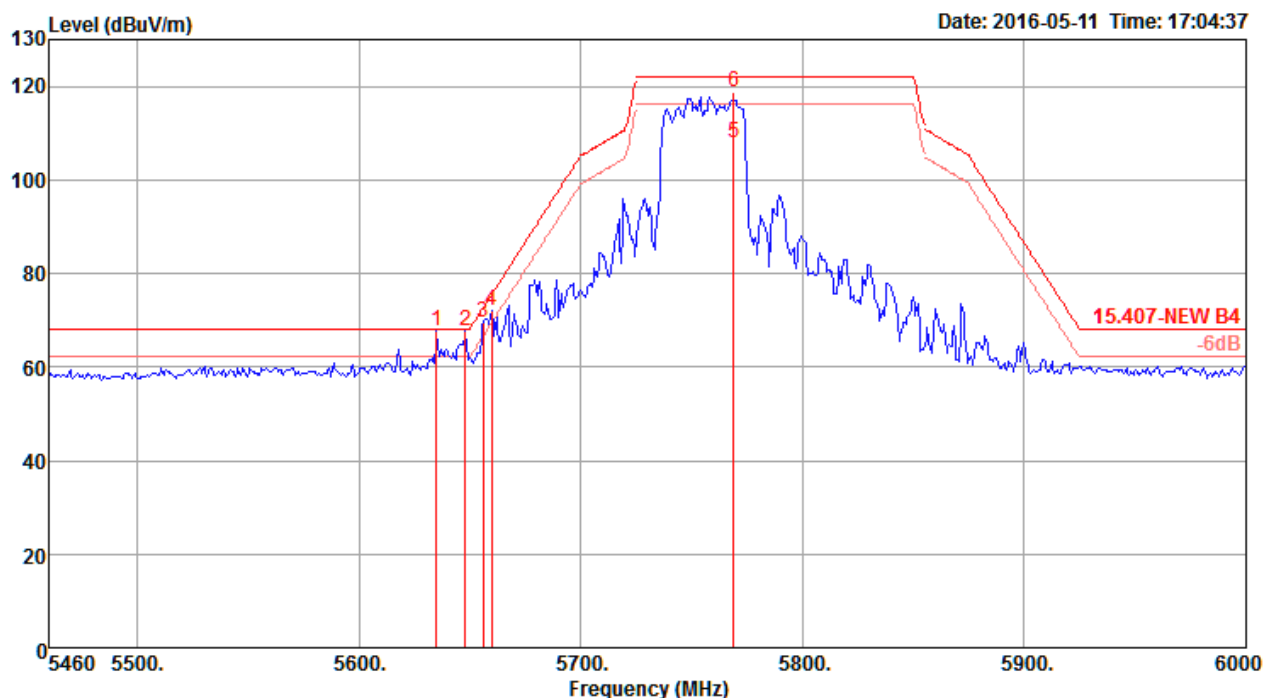
	Freq	Level	Limit	Over	Read	CableAntenna	Preamp	T/Pos	A/Pos	Remark	Pol/Phase
	MHz	dBuV/m	dBuV/m	dB	dBuV	dB	dB/m	dB	deg	cm	
1	5149.60	73.77	74.00	-0.23	67.03	7.90	33.31	34.47	16	142 Peak	HORIZONTAL
2	5150.00	51.59	54.00	-2.41	44.85	7.90	33.31	34.47	16	142 Average	HORIZONTAL
3	5221.20	119.30			112.39	7.96	33.42	34.47	16	142 Peak	HORIZONTAL
4	5246.40	105.70			98.78	7.95	33.44	34.47	16	142 Average	HORIZONTAL

Item 3, 4 are the fundamental frequency at 5230 MHz.

Note: Both antenna polarizations have been tested and only the worst case was recorded in test report.

Temperature	22°C	Humidity	56%
Test Engineer	Nyle Chang & Peter Wu & Gary Chu & DK Chang & Eddie Weng & Stim Song & Brain Sun	Configurations	IEEE 802.11ac MCS0/Nss1 VHT40 CH 151, 159 / Chain 1 + Chain 2 + Chain 3 + Chain 4
Test Mode	Mode 2		

Channel 151

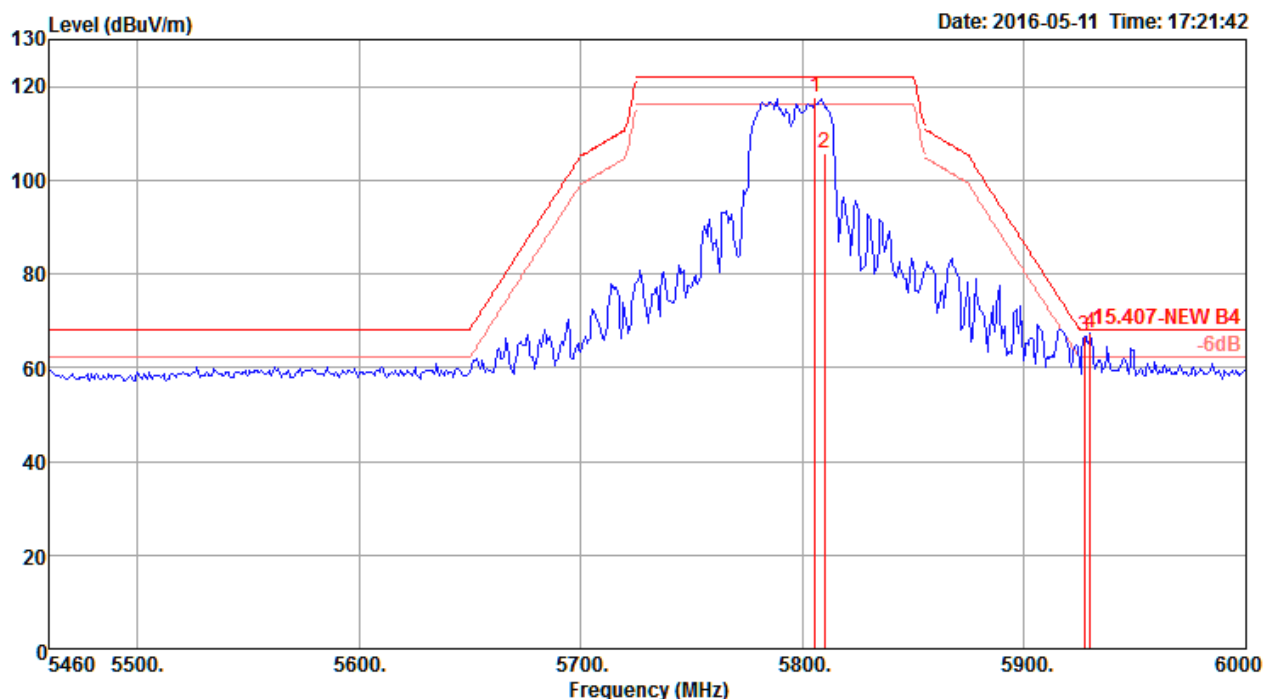


	Freq	Level	Limit	Over	Read	Cable	Antenna	Preamp	T/Pos	A/Pos	Remark	Pol/Phase
	MHz	dBuV/m	dBuV/m	dB	dBuV	dB	dB/m	dB	deg	cm		
1	5634.96	67.83	68.20	-0.37	60.20	7.93	34.20	34.50	360	150	Peak	VERTICAL
2	5647.92	67.66	68.20	-0.54	59.99	7.92	34.25	34.50	360	150	Peak	VERTICAL
3	5656.02	69.47	72.67	-3.20	61.80	7.92	34.25	34.50	360	150	Peak	VERTICAL
4	5659.80	71.88	75.48	-3.60	64.17	7.91	34.30	34.50	360	150	Peak	VERTICAL
5	5768.88	108.02			100.10	7.85	34.60	34.53	360	150	Peak	VERTICAL
6	5768.88	118.64			110.72	7.85	34.60	34.53	360	150	Average	VERTICAL

Item 5, 6 are the fundamental frequency at 5755 MHz.

Note: Both antenna polarizations have been tested and only the worst case was recorded in test report.

Channel 159



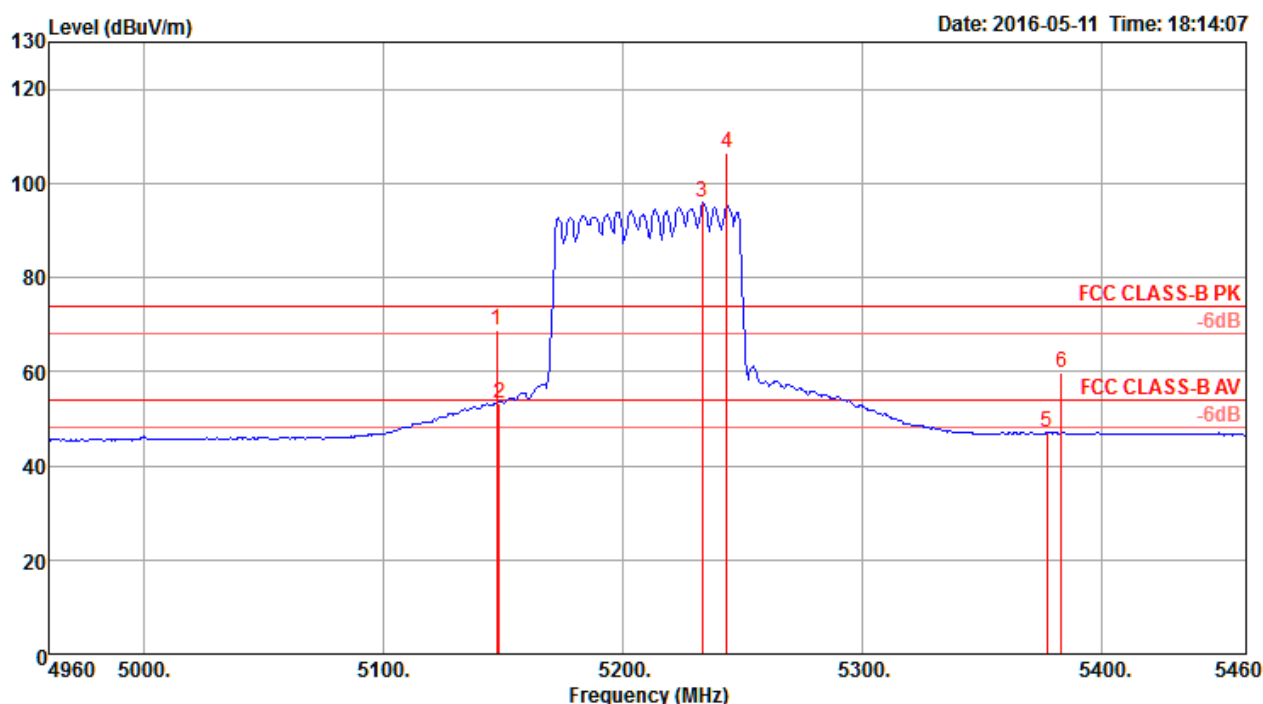
	Freq	Level	Limit	Over	Read	Cable	Antenna	Preamp	T/Pos	A/Pos	Remark	Pol/Phase
	MHz	dBuV/m	dBuV/m	dB	dBuV	dB	dB/m	dB	deg	cm		
1	5805.60	117.62			109.58	7.82	34.75	34.53	5	182	Peak	VERTICAL
2	5809.92	105.73			97.69	7.82	34.75	34.53	5	182	Average	VERTICAL
3	5927.10	66.48	68.20	-1.72	58.19	7.75	35.10	34.56	5	182	Peak	VERTICAL
4	5929.80	67.18	68.20	-1.02	58.89	7.75	35.10	34.56	5	182	Peak	VERTICAL

Item 1, 2 are the fundamental frequency at 5795 MHz.

Note: Both antenna polarizations have been tested and only the worst case was recorded in test report.

Temperature	22°C	Humidity	56%
Test Engineer	Nyle Chang & Peter Wu & Gary Chu & DK Chang & Eddie Weng & Stim Song & Brain Sun	Configurations	IEEE 802.11ac MCS0/Nss1 VHT80 CH 42, 155 / Chain 1 + Chain 2 + Chain 3 + Chain 4
Test Mode	Mode 2		

Channel 42

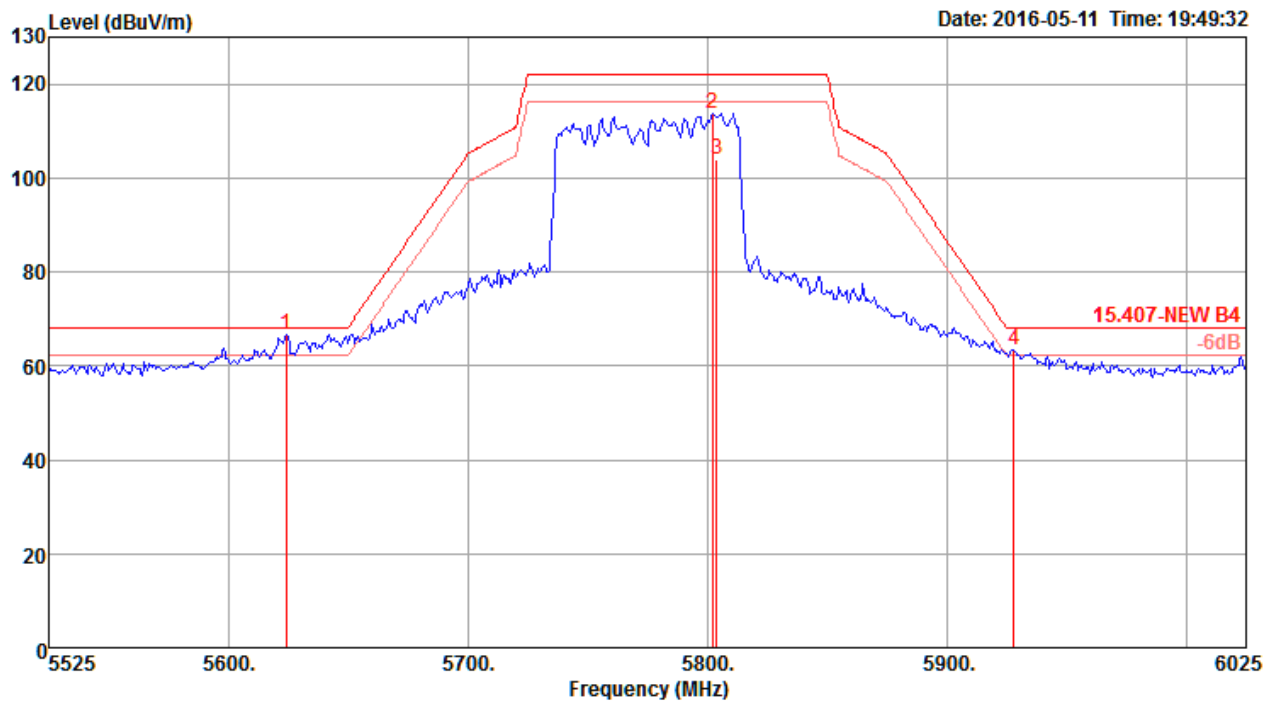


	Freq	Level	Limit	Over	Read	Cable	Antenna	Preamp	T/Pos	A/Pos	Remark	Pol/Phase
	MHz	dBuV/m	dBuV/m	dB	dBuV	dB	dB/m	dB	deg	cm		
1	5147.00	68.80	74.00	-5.20	62.06	7.90	33.31	34.47	355	200	Peak	VERTICAL
2	5148.00	53.39	54.00	-0.61	46.65	7.90	33.31	34.47	355	200	Average	VERTICAL
3	5233.00	95.84			88.92	7.95	33.44	34.47	355	200	Average	VERTICAL
4	5243.00	106.32			99.40	7.95	33.44	34.47	355	200	Peak	VERTICAL
5	5377.00	47.09	54.00	-6.91	40.06	7.87	33.63	34.47	355	200	Average	VERTICAL
6	5383.00	59.57	74.00	-14.43	52.54	7.87	33.63	34.47	355	200	Peak	VERTICAL

Item 3, 4 are the fundamental frequency at 5210 MHz.

Note: Both antenna polarizations have been tested and only the worst case was recorded in test report.

Channel 155



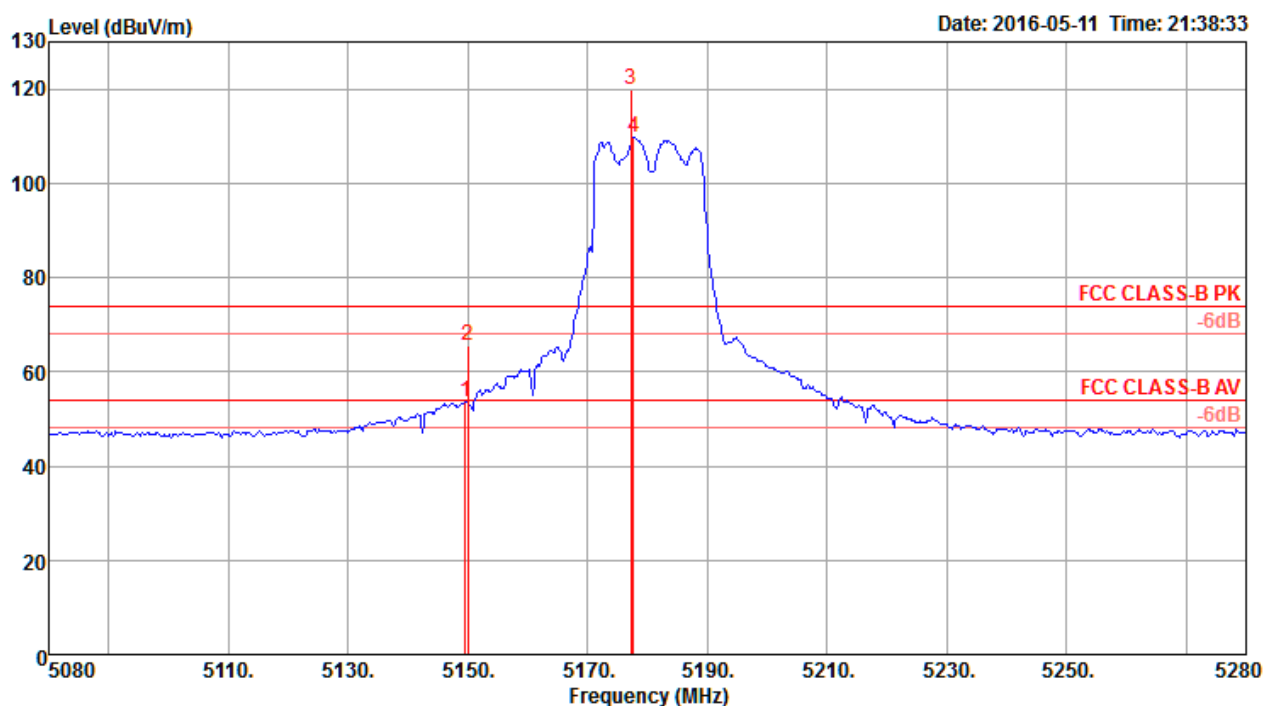
	Freq	Level	Limit	Over	Read	CableAntenna	Preamp	T/Pos	A/Pos	Remark	Pol/Phase
	MHz	dBuV/m	dBuV/m	dB	dBuV	dB	dB/m	dB	deg	cm	
1	5624.00	66.66	68.20	-1.54	59.03	7.93	34.20	34.50	349	164 Peak	VERTICAL
2	5802.00	113.80			105.80	7.83	34.70	34.53	349	164 Peak	VERTICAL
3	5804.00	103.95			95.95	7.83	34.70	34.53	349	164 Average	VERTICAL
4	5928.00	63.45	68.20	-4.75	55.16	7.75	35.10	34.56	349	164 Peak	VERTICAL

Item 2, 3 are the fundamental frequency at 5775 MHz.

Note: Both antenna polarizations have been tested and only the worst case was recorded in test report.

Temperature	22°C	Humidity	56%
Test Engineer	Nyle Chang & Peter Wu & Gary Chu & DK Chang & Eddie Weng & Stim Song & Brain Sun	Configurations	IEEE 802.11ac MCS0/Nss2 VHT20 CH 36, 40, 48 / Chain 1 + Chain 2 + Chain 3 + Chain 4
Test Mode	Mode 2		

Channel 36

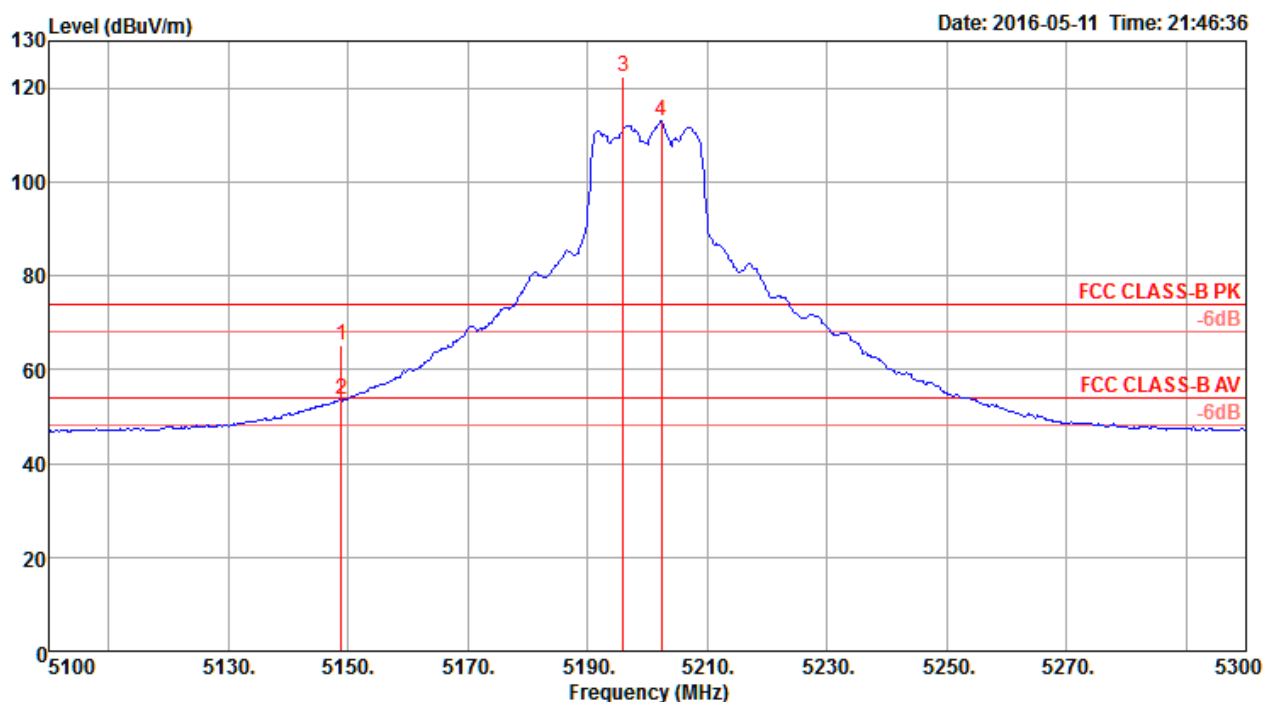


	Freq	Level	Limit	Over	Read	Cable	Antenna	Preamp	T/Pos	A/Pos	Remark	Pol/Phase
	MHz	dBuV/m	dBuV/m	dB	dBuV	dB	dB/m	dB	deg	cm		
1	5149.60	53.74	54.00	-0.26	47.00	7.90	33.31	34.47	0	220	Average	VERTICAL
2	5150.00	65.55	74.00	-8.45	58.81	7.90	33.31	34.47	0	220	Peak	VERTICAL
3	5177.20	119.70			112.87	7.95	33.35	34.47	0	220	Peak	VERTICAL
4	5177.60	109.85			103.02	7.95	33.35	34.47	0	220	Average	VERTICAL

Item 3, 4 are the fundamental frequency at 5180 MHz.

Note: Both antenna polarizations have been tested and only the worst case was recorded in test report.

Channel 40

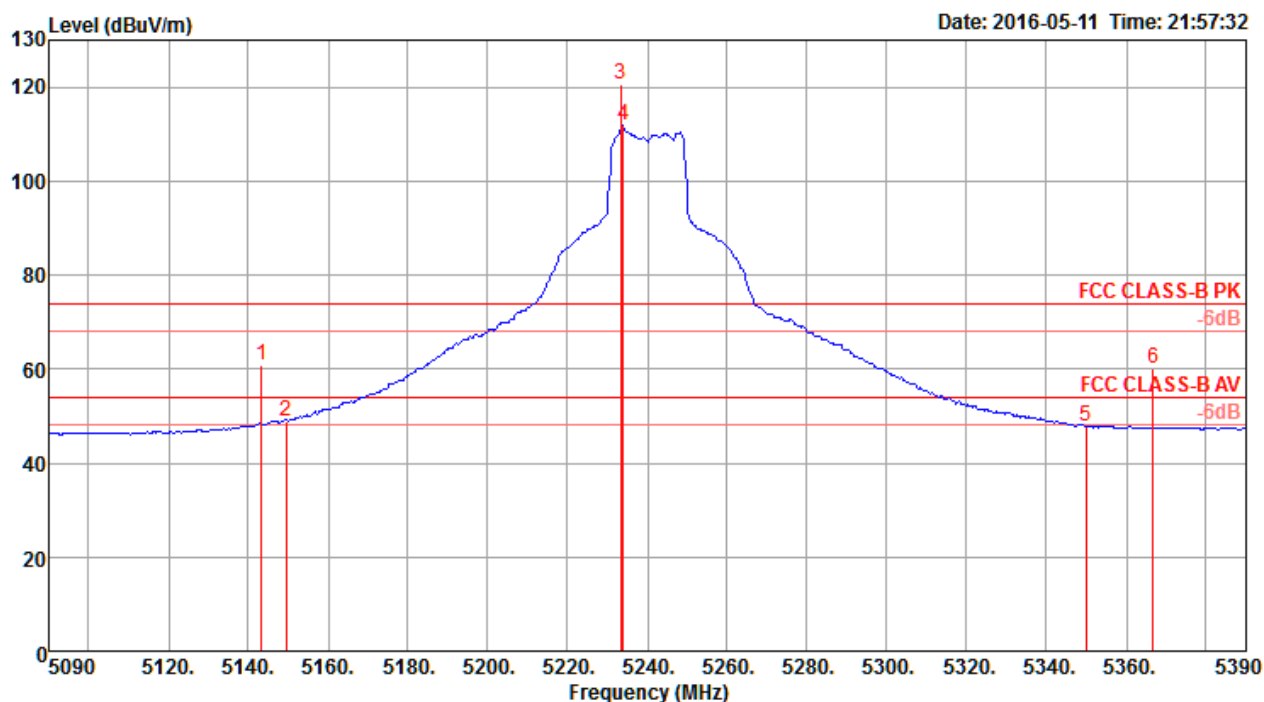


	Freq	Level	Limit	Over	Read	CableAntenna	Preamp	T/Pos	A/Pos	Remark	Pol/Phase
	MHz	dBuV/m	dBuV/m	dB	dBuV	dB	dB/m	dB	deg	cm	
1	5148.80	65.19	74.00	-8.81	58.45	7.90	33.31	34.47	358	221 Peak	VERTICAL
2	5148.80	53.65	54.00	-0.35	46.91	7.90	33.31	34.47	358	221 Average	VERTICAL
3	5196.00	122.45			115.56	7.98	33.38	34.47	358	221 Peak	VERTICAL
4	5202.40	112.99			106.09	7.97	33.40	34.47	358	221 Average	VERTICAL

Item 3, 4 are the fundamental frequency at 5200 MHz.

Note: Both antenna polarizations have been tested and only the worst case was recorded in test report.

Channel 48



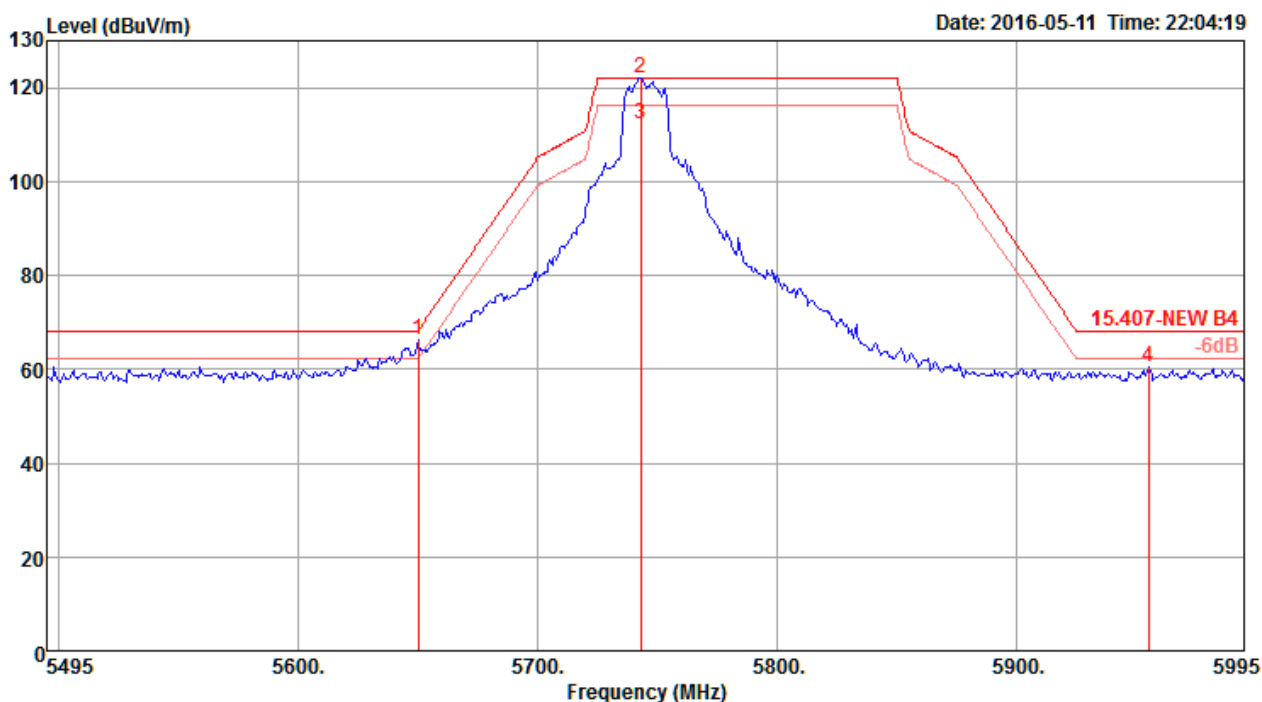
	Freq	Level	Limit	Over	Read	Cable	Antenna	Preamp	T/Pos	A/Pos	Remark	Pol/Phase
	MHz	dBuV/m	dBuV/m	dB	dBuV	dB	dB/m	dB	deg	cm		
1	5143.40	60.72	74.00	-13.28	53.98	7.90	33.31	34.47	9	122	Peak	HORIZONTAL
2	5149.40	48.83	54.00	-5.17	42.09	7.90	33.31	34.47	9	122	Average	HORIZONTAL
3	5233.40	120.73			113.81	7.95	33.44	34.47	9	122	Peak	HORIZONTAL
4	5234.00	111.98			105.06	7.95	33.44	34.47	9	122	Average	HORIZONTAL
5	5350.00	47.69	54.00	-6.31	40.68	7.89	33.59	34.47	9	122	Average	HORIZONTAL
6	5366.60	60.05	74.00	-13.95	53.03	7.88	33.61	34.47	9	122	Peak	HORIZONTAL

Item 3, 4 are the fundamental frequency at 5240 MHz.

Note: Both antenna polarizations have been tested and only the worst case was recorded in test report.

Temperature	22°C	Humidity	56%
Test Engineer	Nyle Chang & Peter Wu & Gary Chu & DK Chang & Eddie Weng & Stim Song & Brain Sun	Configurations	IEEE 802.11ac MCS0/Nss2 VHT20 CH 149, 157, 165 / Chain 1 + Chain 2 + Chain 3 + Chain 4
Test Mode	Mode 2		

Channel 149

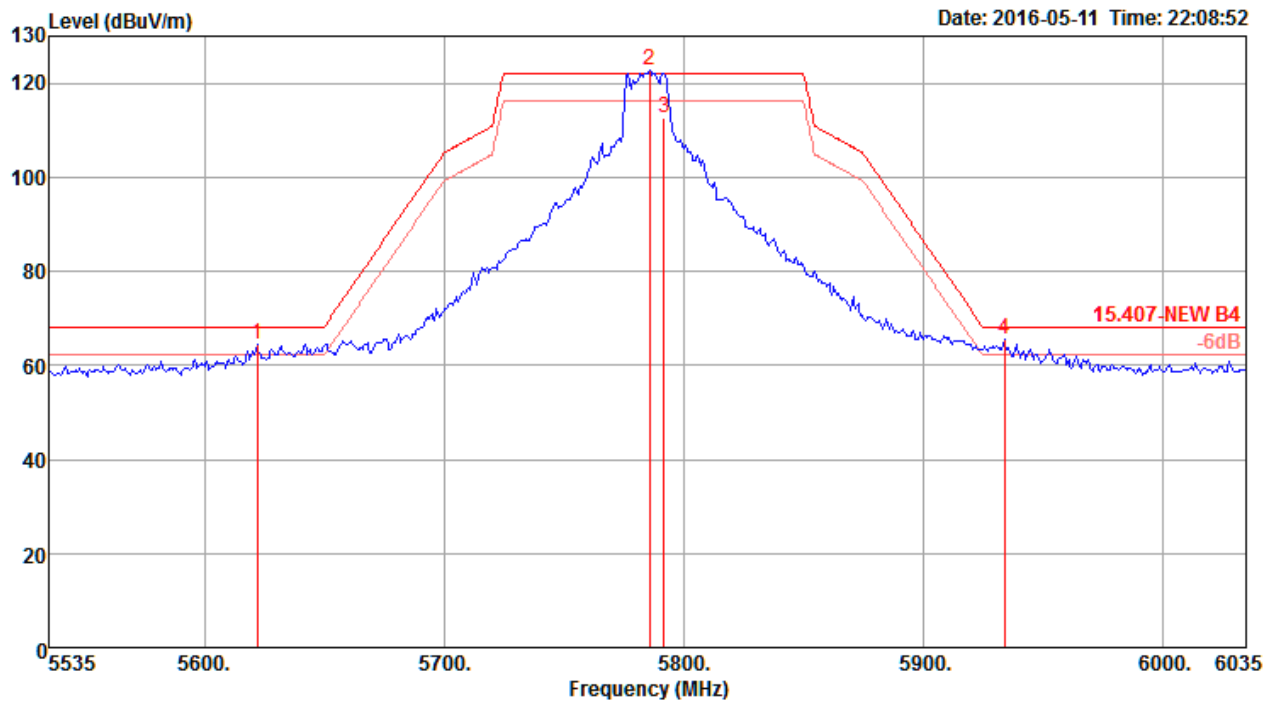


	Freq	Level	Limit	Over	Read	Cable	Antenna	Preamp	T/Pos	A/Pos	Remark	Pol/Phase
	MHz	dBuV/m	dBuV/m	dB	dBuV	dB	dB/m	dB	deg	cm		
1	5650.00	66.09	68.20	-2.11	58.42	7.92	34.25	34.50	7	159	Peak	HORIZONTAL
2	5743.00	121.99			114.10	7.86	34.55	34.52	7	159	Peak	HORIZONTAL
3	5743.00	112.11			104.22	7.86	34.55	34.52	7	159	Average	HORIZONTAL
4	5955.00	60.30	68.20	-7.90	51.97	7.74	35.15	34.56	7	159	Peak	HORIZONTAL

Item 2, 3 are the fundamental frequency at 5745 MHz.

Note: Both antenna polarizations have been tested and only the worst case was recorded in test report.

Channel 157

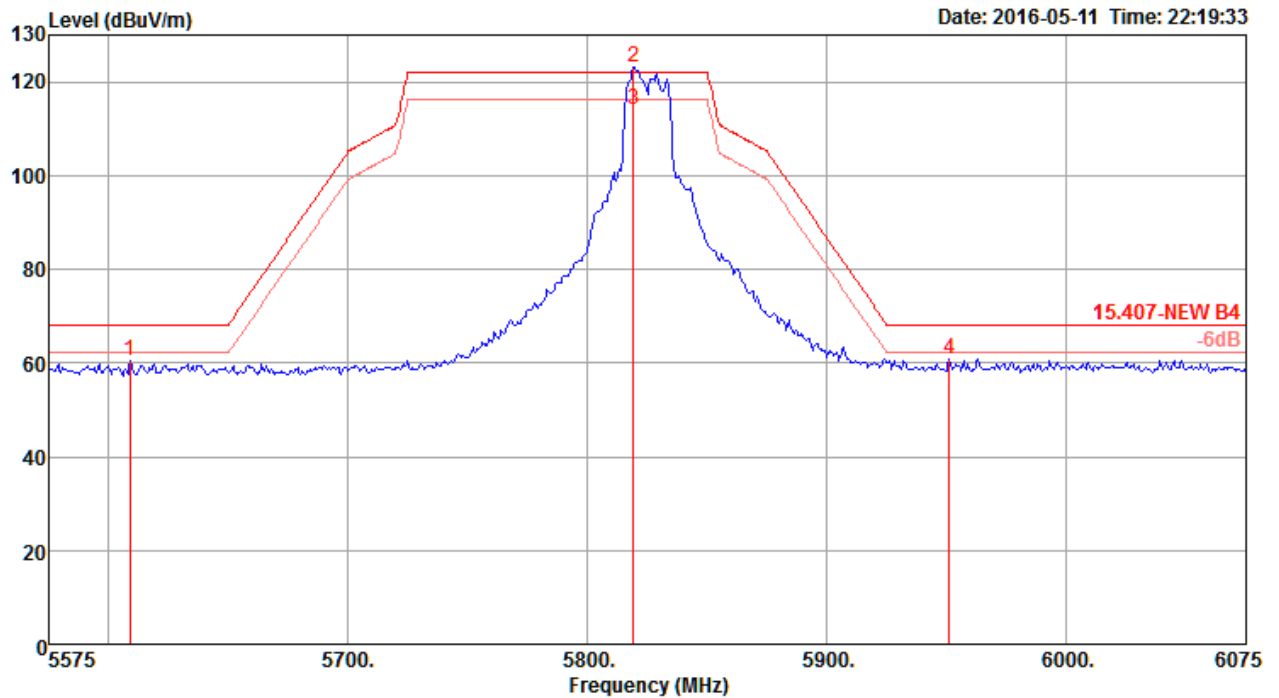


	Freq	Level	Limit	Over	Read	CableAntenna	Preamp	T/Pos	A/Pos	Remark	Pol/Phase
	MHz	dBuV/m	dBuV/m	dB	dBuV	dB	dB/m	dB	deg	cm	
1	5622.00	64.44	68.20	-3.76	56.85	7.94	34.15	34.50	353	186 Peak	HORIZONTAL
2	5786.00	122.82			114.86	7.84	34.65	34.53	353	186 Peak	HORIZONTAL
3	5792.00	112.64			104.64	7.83	34.70	34.53	353	186 Average	HORIZONTAL
4	5934.00	65.53	68.20	-2.67	57.24	7.75	35.10	34.56	353	186 Peak	HORIZONTAL

Item 2, 3 are the fundamental frequency at 5785 MHz.

Note: Both antenna polarizations have been tested and only the worst case was recorded in test report.

Channel 165



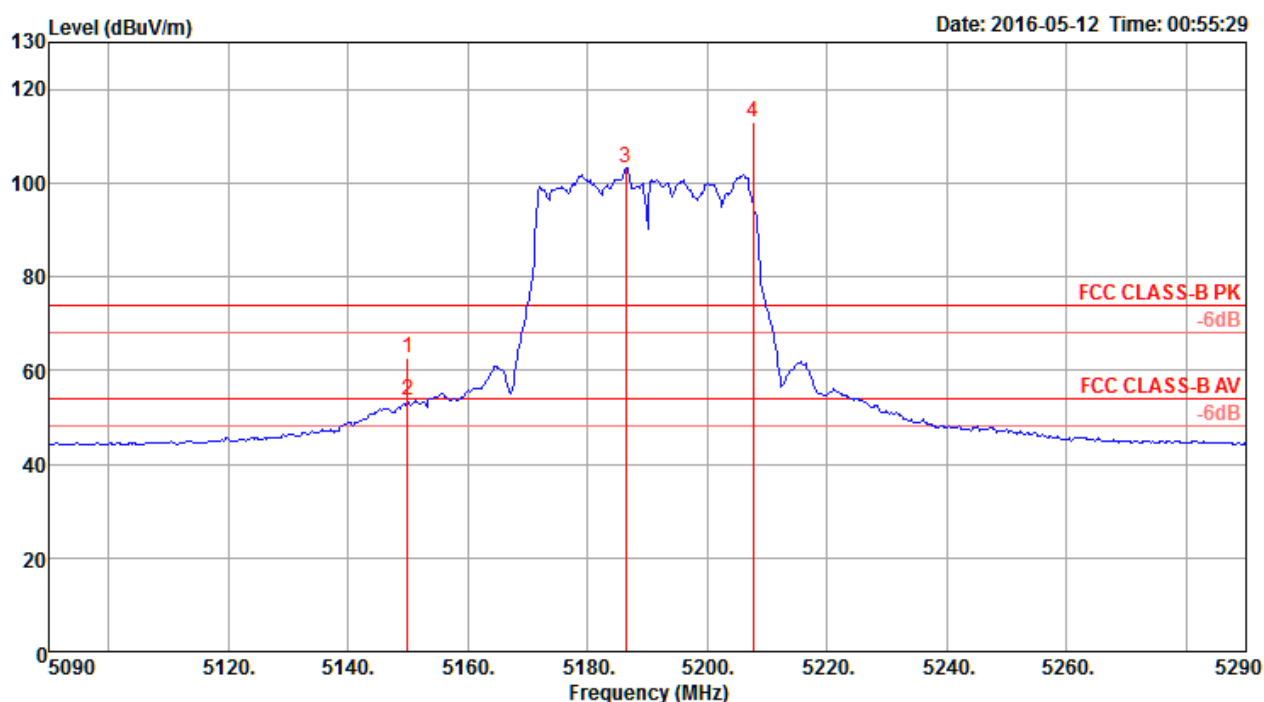
	Freq	Level	Limit	Over	Read	Cable	Antenna	Preamp	T/Pos	A/Pos	Remark	Pol/Phase
	MHz	dBuV/m	dBuV/m	dB	dBuV	dB	dB/m	dB	deg	cm		
1	5609.00	60.33	68.20	-7.87	52.73	7.94	34.15	34.49	360	208	Peak	VERTICAL
2	5819.00	123.18			115.14	7.82	34.75	34.53	360	208	Peak	VERTICAL
3	5819.00	114.16			106.12	7.82	34.75	34.53	360	208	Average	VERTICAL
4	5951.00	60.77	68.20	-7.43	52.44	7.74	35.15	34.56	360	208	Peak	VERTICAL

Item 2, 3 are the fundamental frequency at 5825 MHz.

Note: Both antenna polarizations have been tested and only the worst case was recorded in test report.

Temperature	22°C	Humidity	56%
Test Engineer	Nyle Chang & Peter Wu & Gary Chu & DK Chang & Eddie Weng & Stim Song & Brain Sun	Configurations	IEEE 802.11ac MCS0/Nss2 VHT40 CH 38, 46 / Chain 1 + Chain 2 + Chain 3 + Chain 4
Test Mode	Mode 2		

Channel 38

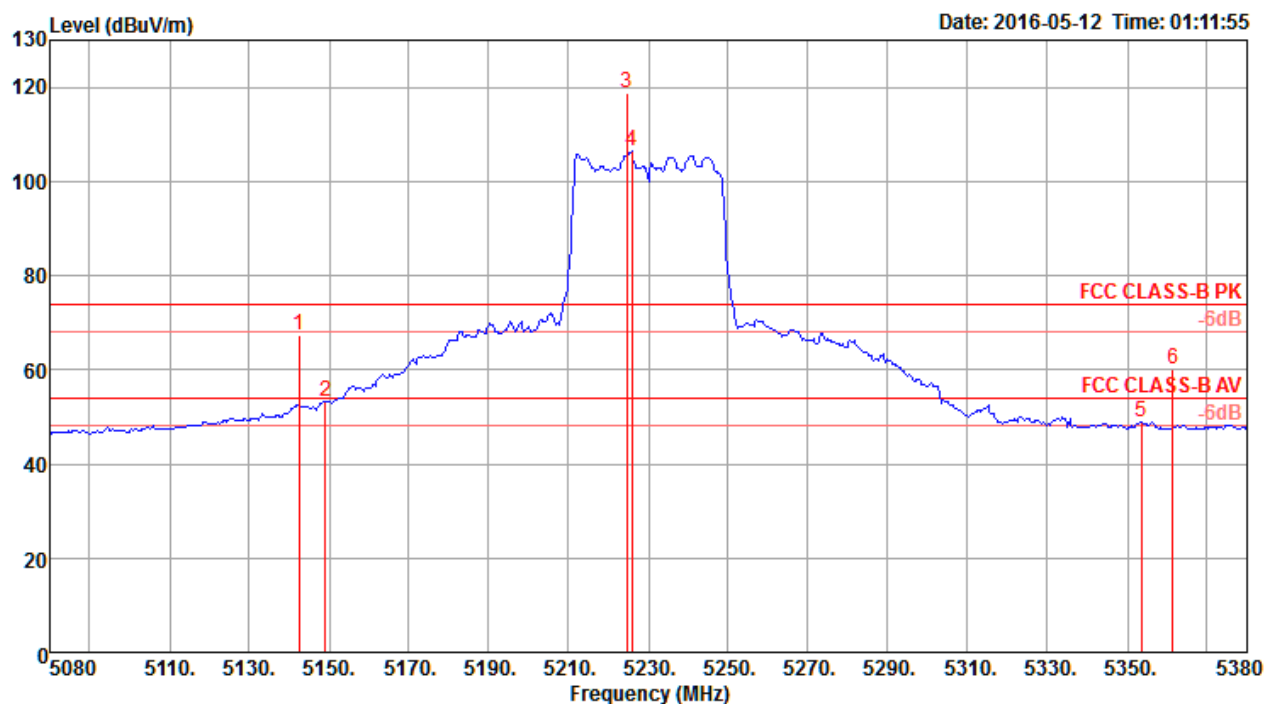


	Freq	Level	Limit	Over	Read	CableAntenna	Preamp	T/Pos	A/Pos	Remark	Pol/Phase
	MHz	dBuV/m	dBuV/m	dB	dBuV	dB	dB/m	dB	deg	cm	
1	5150.00	62.73	74.00	-11.27	55.99	7.90	33.31	34.47	358	229	Peak
2	5150.00	53.56	54.00	-0.44	46.82	7.90	33.31	34.47	358	229	Average
3	5186.40	103.13			96.30	7.95	33.35	34.47	358	229	Average
4	5207.60	112.91			106.01	7.97	33.40	34.47	358	229	Peak

Item 3, 4 are the fundamental frequency at 5190 MHz.

Note: Both antenna polarizations have been tested and only the worst case was recorded in test report.

Channel 46



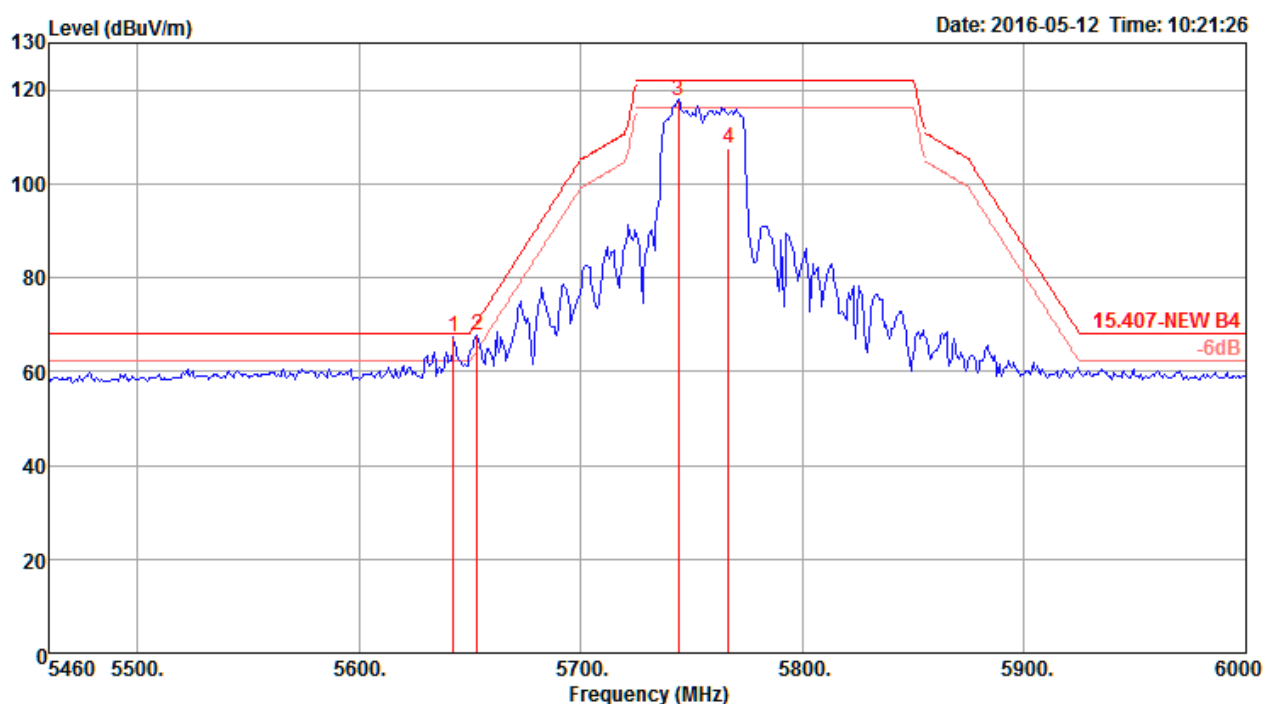
	Freq	Level	Limit	Over	Read	Cable	Antenna	Preamp	T/Pos	A/Pos	Remark	Pol/Phase
	MHz	dBuV/m	dBuV/m	dB	dBuV	dB	dB/m	dB	deg	cm		
1	5142.40	67.40	74.00	-6.60	60.66	7.90	33.31	34.47	1	172	Peak	HORIZONTAL
2	5149.00	53.26	54.00	-0.74	46.52	7.90	33.31	34.47	1	172	Average	HORIZONTAL
3	5224.60	118.65			111.74	7.96	33.42	34.47	1	172	Peak	HORIZONTAL
4	5225.80	106.33			99.42	7.96	33.42	34.47	1	172	Average	HORIZONTAL
5	5353.60	48.97	54.00	-5.03	41.96	7.89	33.59	34.47	1	172	Average	HORIZONTAL
6	5361.40	60.24	74.00	-13.76	53.22	7.88	33.61	34.47	1	172	Peak	HORIZONTAL

Item 3, 4 are the fundamental frequency at 5230 MHz.

Note: Both antenna polarizations have been tested and only the worst case was recorded in test report.

Temperature	22°C	Humidity	56%
Test Engineer	Nyle Chang & Peter Wu & Gary Chu & DK Chang & Eddie Weng & Stim Song & Brain Sun	Configurations	IEEE 802.11ac MCS0/Nss2 VHT40 CH 151, 159 / Chain 1 + Chain 2 + Chain 3 + Chain 4
Test Mode	Mode 2		

Channel 151

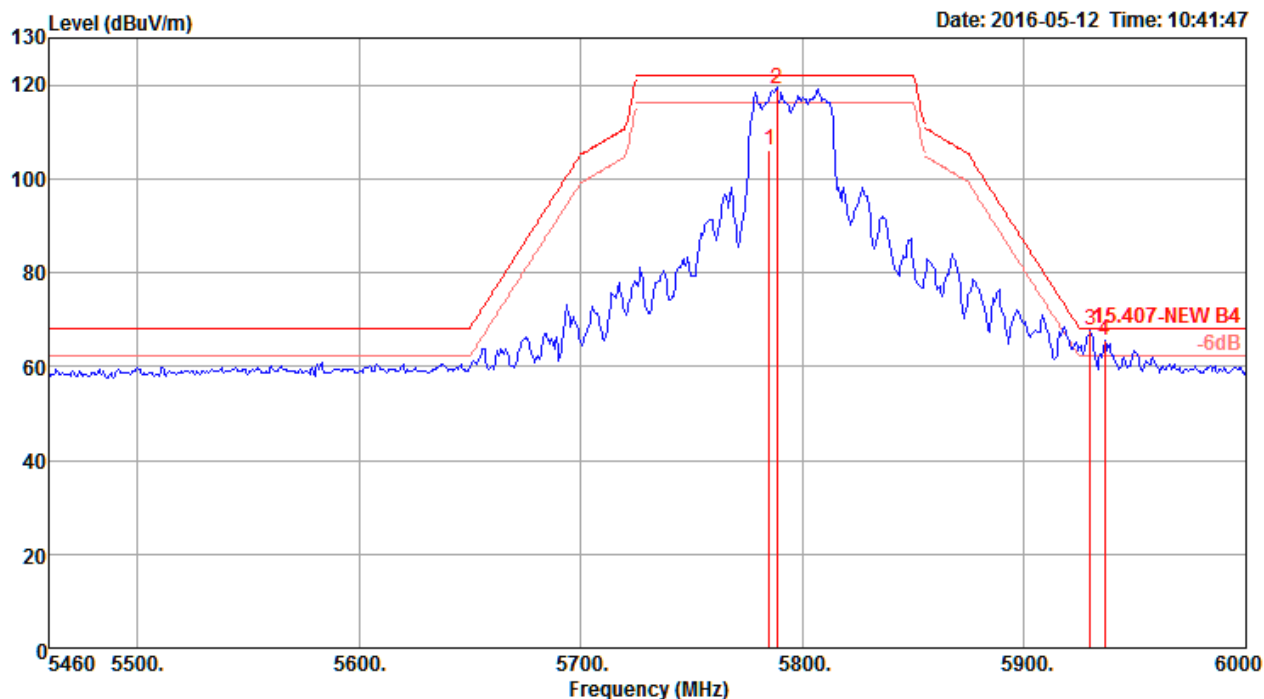


	Freq	Level	Limit	Over	Read	Cable	Antenna	Preamp	T/Pos	A/Pos	Remark	Pol/Phase
	MHz	dBuV/m	dBuV/m	dB	dBuV	dB	dB/m	dB	deg	cm		
1	5642.52	67.37	68.20	-0.83	59.70	7.92	34.25	34.50	356	131	Peak	VERTICAL
2	5653.32	67.77	70.67	-2.90	60.10	7.92	34.25	34.50	356	131	Peak	VERTICAL
3	5744.04	117.87			109.98	7.86	34.55	34.52	356	131	Peak	VERTICAL
4	5766.72	107.42			99.50	7.85	34.60	34.53	356	131	Average	VERTICAL

Item 3, 4 are the fundamental frequency at 5755 MHz.

Note: Both antenna polarizations have been tested and only the worst case was recorded in test report.

Channel 159



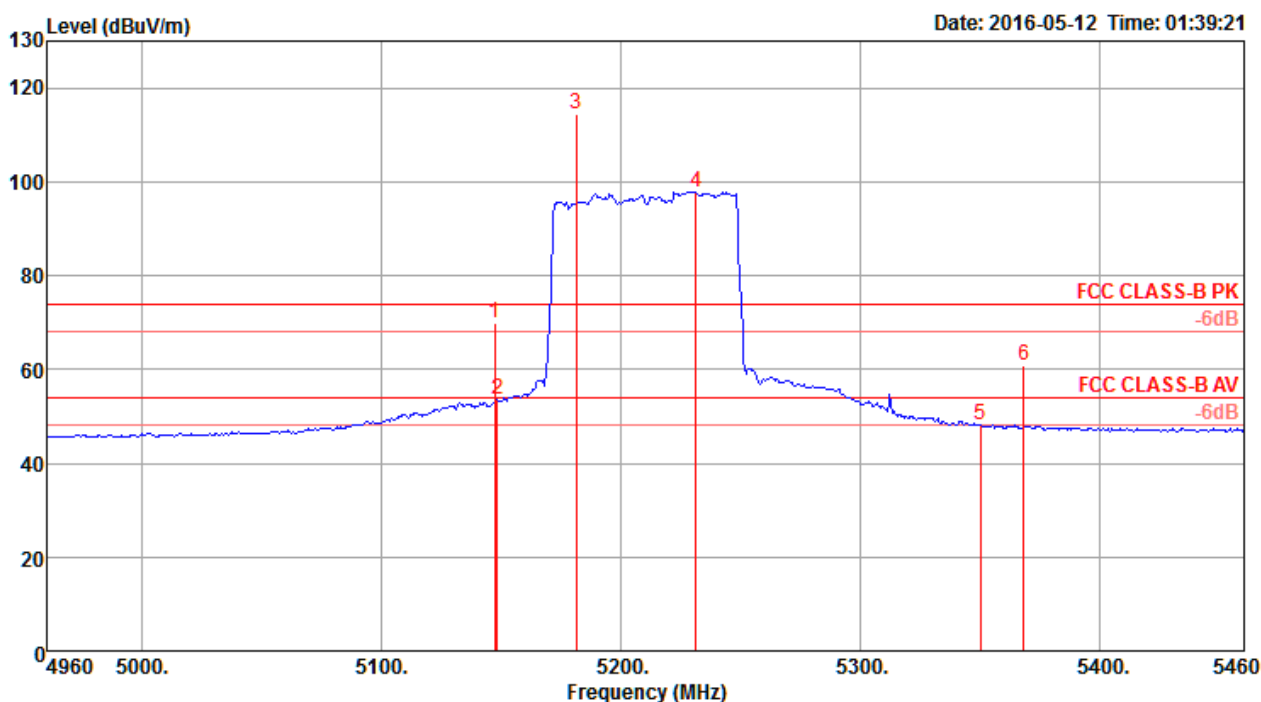
	Freq	Level	Limit	Over	Read	CableAntenna	Preampl	T/Pos	A/Pos	Remark	Pol/Phase
	MHz	dBuV/m	dBuV/m	dB	dBuV	dB	dB/m	dB	deg	cm	
1	5785.08	106.19			98.23	7.84	34.65	34.53	6	152 Peak	VERTICAL
2	5788.32	119.28			111.32	7.84	34.65	34.53	6	152 Average	VERTICAL
3	5929.80	67.83	68.20	-0.37	59.54	7.75	35.10	34.56	6	152 Peak	VERTICAL
4	5936.28	65.38	68.20	-2.82	57.09	7.75	35.10	34.56	6	152 Peak	VERTICAL

Item 1, 2 are the fundamental frequency at 5795 MHz.

Note: Both antenna polarizations have been tested and only the worst case was recorded in test report.

Temperature	22°C	Humidity	56%
Test Engineer	Nyle Chang & Peter Wu & Gary Chu & DK Chang & Eddie Weng & Stim Song & Brain Sun	Configurations	IEEE 802.11ac MCS0/Nss2 VHT80 CH 42, 155 / Chain 1 + Chain 2 + Chain 3 + Chain 4
Test Mode	Mode 2		

Channel 42

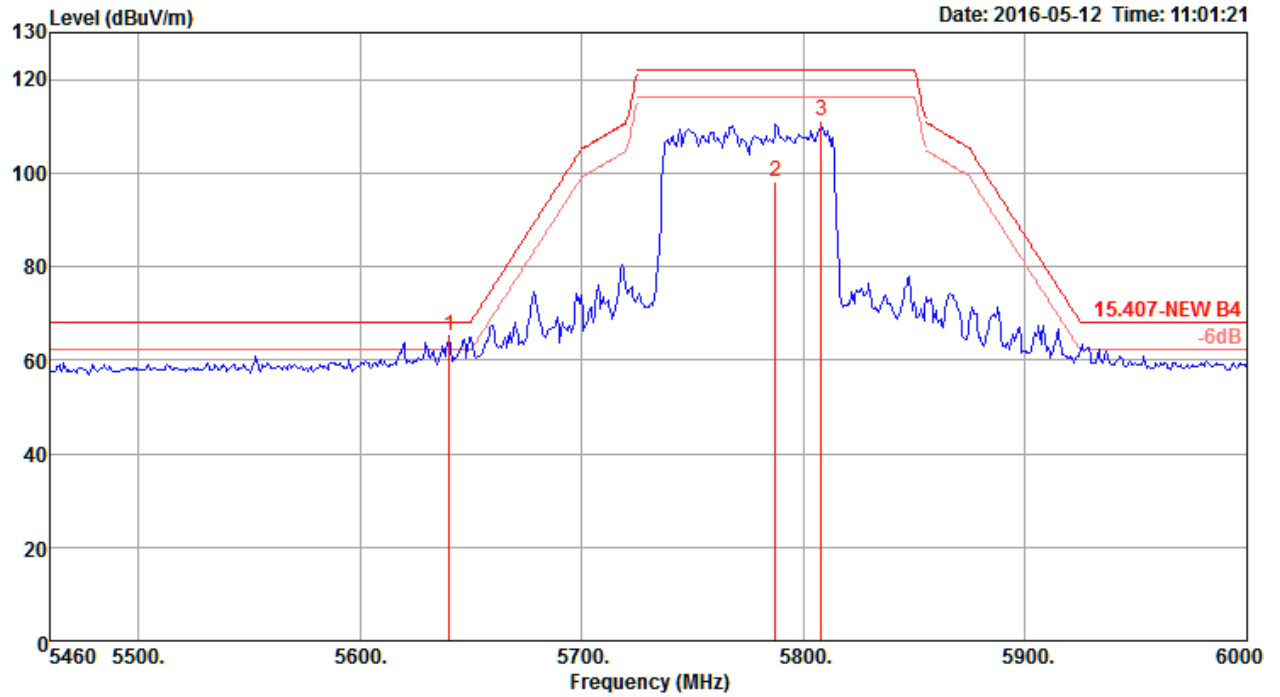


	Freq	Level	Limit	Over	Read	Cable	Antenna	Preamp	T/Pos	A/Pos	Remark	Pol/Phase
	MHz	dBuV/m	dBuV/m	dB	dBuV	dB	dB/m	dB	deg	cm		
1	5147.00	69.87	74.00	-4.13	63.13	7.90	33.31	34.47	1	200	Peak	VERTICAL
2	5148.00	53.51	54.00	-0.49	46.77	7.90	33.31	34.47	1	200	Average	VERTICAL
3	5181.00	114.53			107.70	7.95	33.35	34.47	1	200	Peak	VERTICAL
4	5231.00	97.94			91.03	7.96	33.42	34.47	1	200	Average	VERTICAL
5	5350.00	48.16	54.00	-5.84	41.15	7.89	33.59	34.47	1	200	Average	VERTICAL
6	5368.00	60.93	74.00	-13.07	53.91	7.88	33.61	34.47	1	200	Peak	VERTICAL

Item 3, 4 are the fundamental frequency at 5210 MHz.

Note: Both antenna polarizations have been tested and only the worst case was recorded in test report.

Channel 155



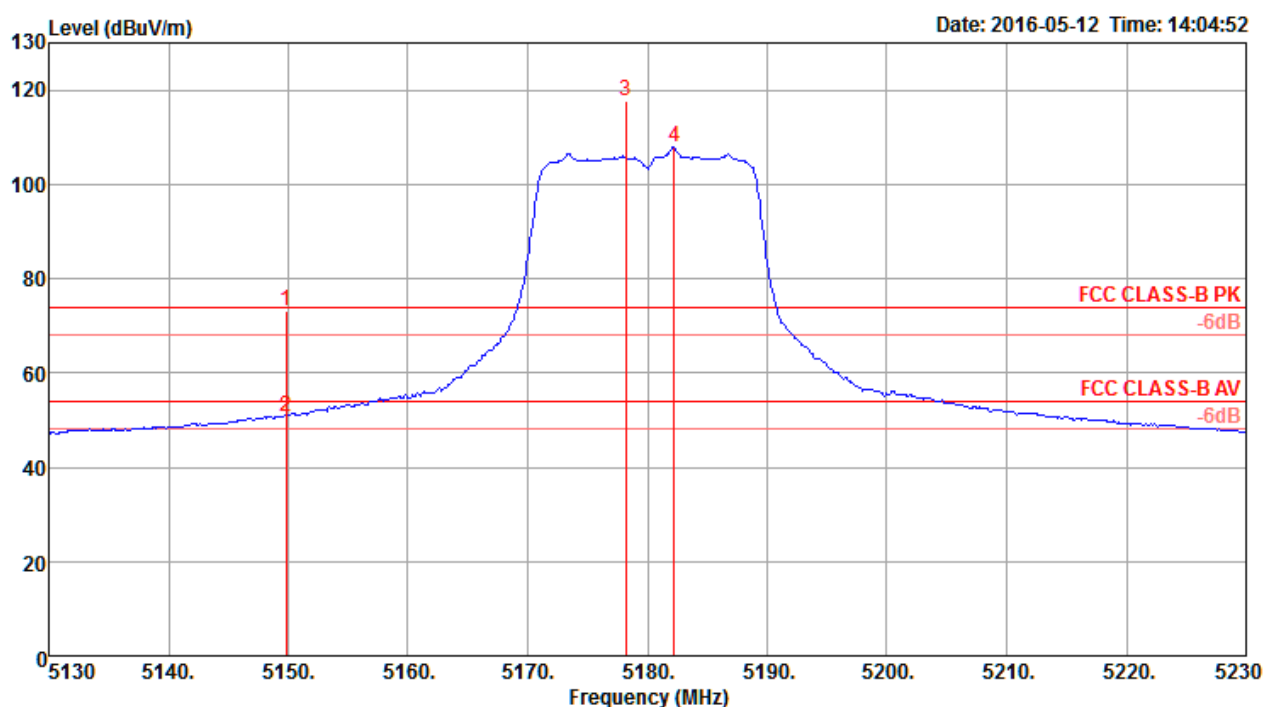
	Freq	Level	Limit	Over	Read	CableAntenna	Preamp	T/Pos	A/Pos	Remark	Pol/Phase
	MHz	dBuV/m	dBuV/m	dB	dBuV	dB	dB/m	deg	cm		
1	5640.36	65.26	68.20	-2.94	57.59	7.92	34.25	34.50	187	Peak	HORIZONTAL
2	5787.24	98.09			90.13	7.84	34.65	34.53	187	Average	HORIZONTAL
3	5807.76	111.01			102.97	7.82	34.75	34.53	187	Peak	HORIZONTAL

Item 2, 3 are the fundamental frequency at 5775 MHz.

Note: Both antenna polarizations have been tested and only the worst case was recorded in test report.

Temperature	22°C	Humidity	56%
Test Engineer	Nyle Chang & Peter Wu & Gary Chu & DK Chang & Eddie Weng & Stim Song & Brain Sun	Configurations	IEEE 802.11ac MCS0/Nss3 VHT20 CH 36, 40, 48 / Chain 1 + Chain 2 + Chain 3 + Chain 4
Test Mode	Mode 2		

Channel 36

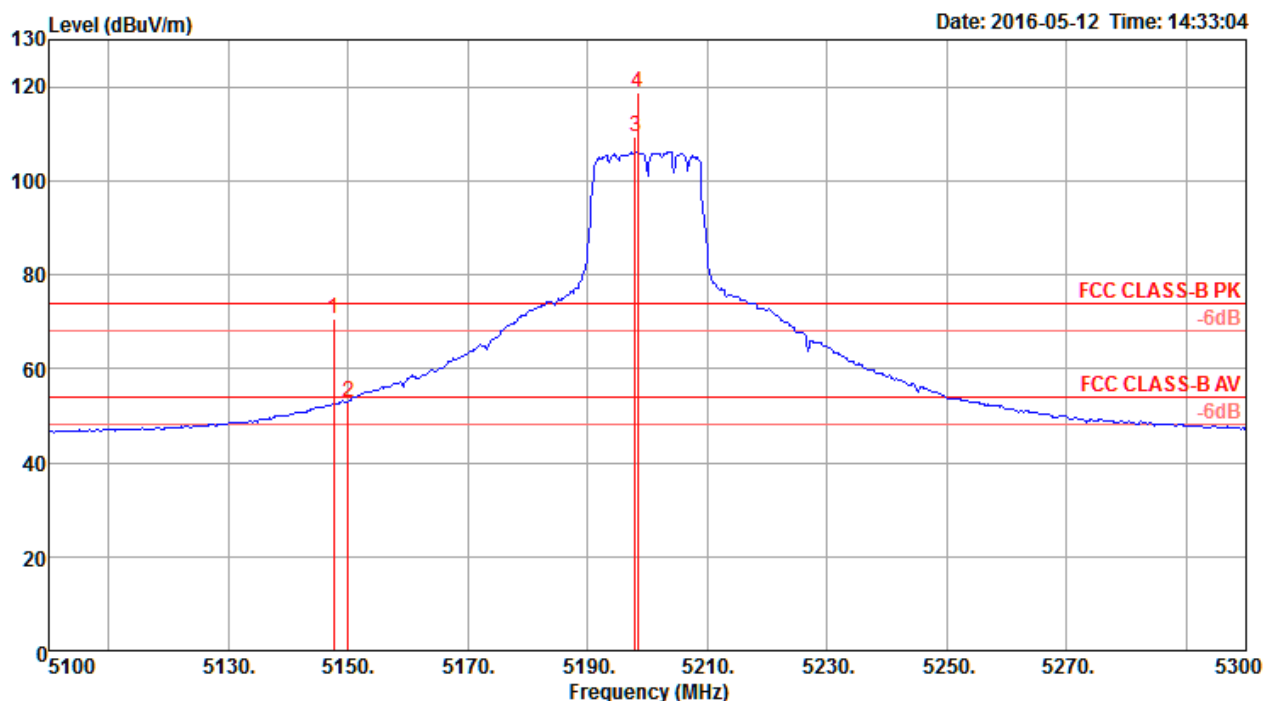


	Freq	Level	Limit	Over	Read	Cable	Antenna	Preamp	T/Pos	A/Pos	Remark	Pol/Phase
	MHz	dBuV/m	dBuV/m	dB	dBuV	dB	dB/m	dB	deg	cm		
1	5149.80	73.18	74.00	-0.82	66.44	7.90	33.31	34.47	15	202	Peak	HORIZONTAL
2	5149.80	50.83	54.00	-3.17	44.09	7.90	33.31	34.47	15	202	Average	HORIZONTAL
3	5180.20	117.86			111.03	7.95	33.35	34.47	15	202	Peak	HORIZONTAL
4	5182.20	107.91			101.08	7.95	33.35	34.47	15	202	Average	HORIZONTAL

Item 3, 4 are the fundamental frequency at 5180 MHz.

Note: Both antenna polarizations have been tested and only the worst case was recorded in test report.

Channel 40

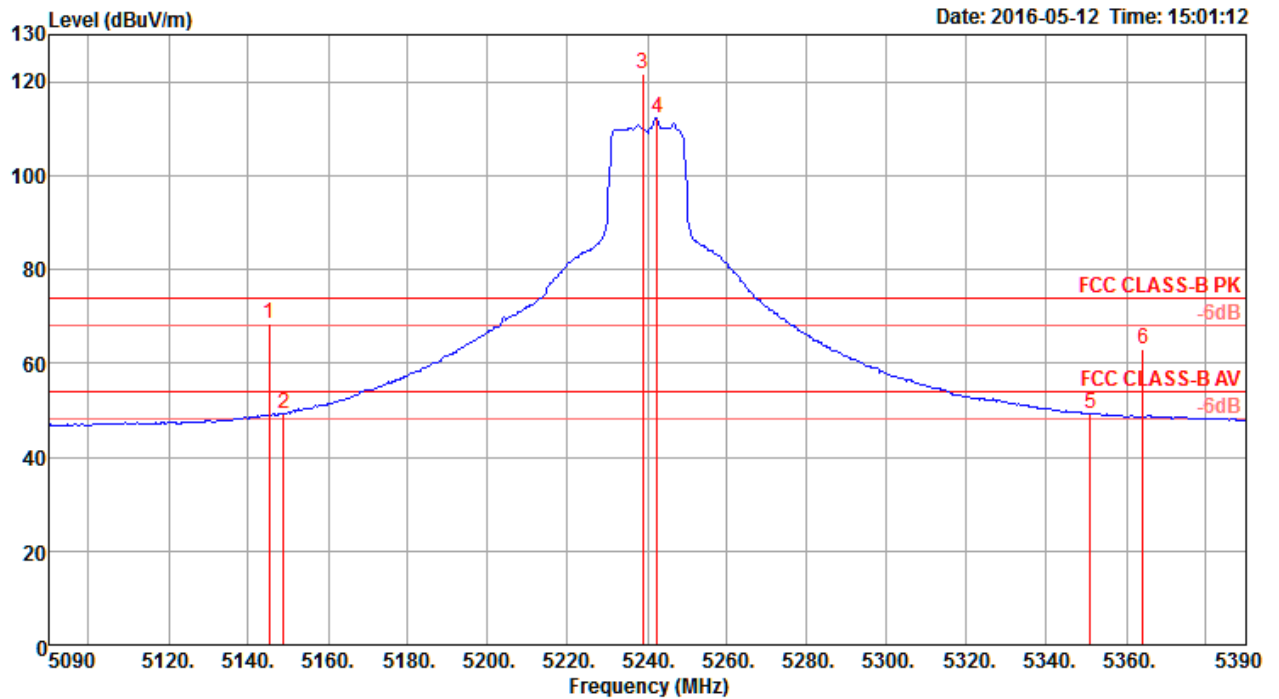


	Freq	Level	Limit	Over	Read	CableAntenna	Preamp	T/Pos	A/Pos	Remark	Pol/Phase
	MHz	dBuV/m	dBuV/m	dB	dBuV	dB	dB/m	dB	deg	cm	
1	5147.60	70.77	74.00	-3.23	64.03	7.90	33.31	34.47	6	233 Peak	HORIZONTAL
2	5150.00	53.04	54.00	-0.96	46.30	7.90	33.31	34.47	6	233 Average	HORIZONTAL
3	5198.00	109.20			102.31	7.98	33.38	34.47	6	233 Average	HORIZONTAL
4	5198.40	118.67			111.78	7.98	33.38	34.47	6	233 Peak	HORIZONTAL

Item 3, 4 are the fundamental frequency at 5200 MHz.

Note: Both antenna polarizations have been tested and only the worst case was recorded in test report.

Channel 48



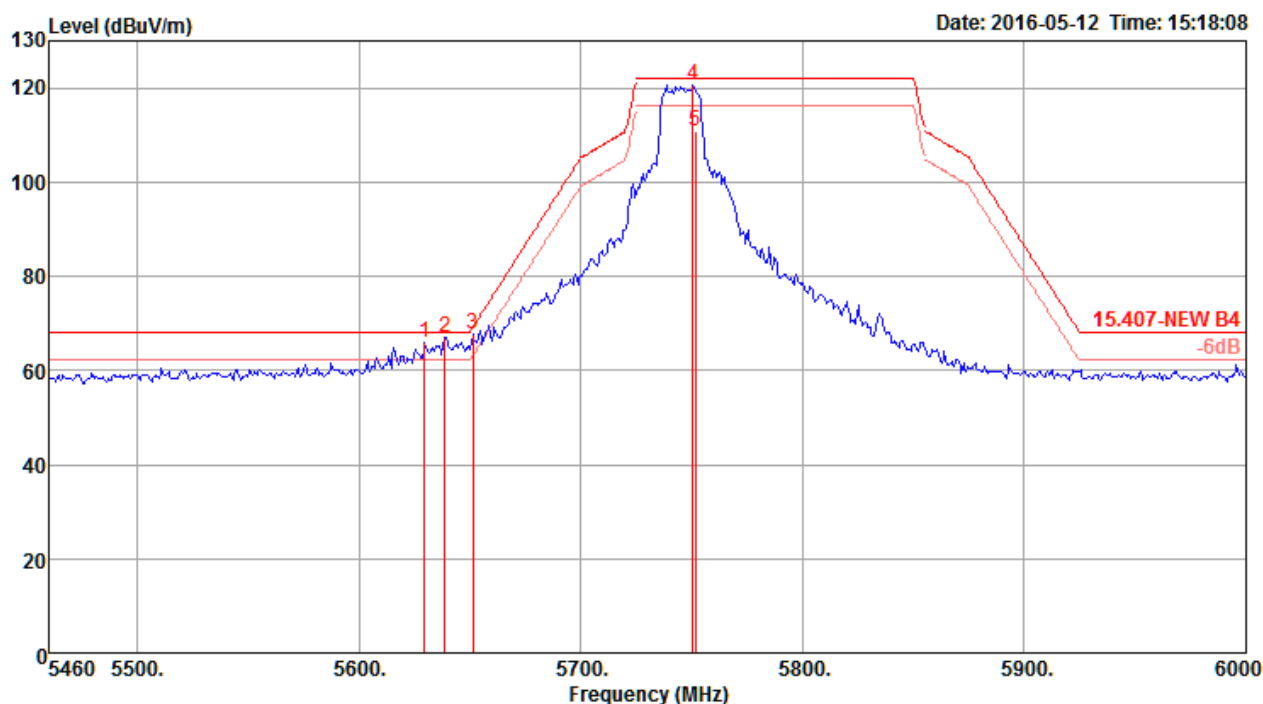
	Freq	Level	Limit Line	Over Limit	Read Level	Cable Loss	Antenna Factor	Preamp Factor	T/Pos	A/Pos	Remark	Pol/Phase
	MHz	dBuV/m	dBuV/m	dB	dBuV	dB	dB/m	dB	deg	cm		
1	5145.20	68.35	74.00	-5.65	61.61	7.90	33.31	34.47	351	208	Peak	HORIZONTAL
2	5148.80	49.09	54.00	-4.91	42.35	7.90	33.31	34.47	351	208	Average	HORIZONTAL
3	5238.80	121.67			114.75	7.95	33.44	34.47	351	208	Peak	HORIZONTAL
4	5242.40	112.36			105.44	7.95	33.44	34.47	351	208	Average	HORIZONTAL
5	5351.00	49.30	54.00	-4.70	42.29	7.89	33.59	34.47	351	208	Average	HORIZONTAL
6	5364.20	63.19	74.00	-10.81	56.17	7.88	33.61	34.47	351	208	Peak	HORIZONTAL

Item 3, 4 are the fundamental frequency at 5240 MHz.

Note: Both antenna polarizations have been tested and only the worst case was recorded in test report.

Temperature	22°C	Humidity	56%
Test Engineer	Nyle Chang & Peter Wu & Gary Chu & DK Chang & Eddie Weng & Stim Song & Brain Sun	Configurations	IEEE 802.11ac MCS0/Nss3 VHT20 CH 149, 157, 165 / Chain 1 + Chain 2 + Chain 3 + Chain 4
Test Mode	Mode 2		

Channel 149

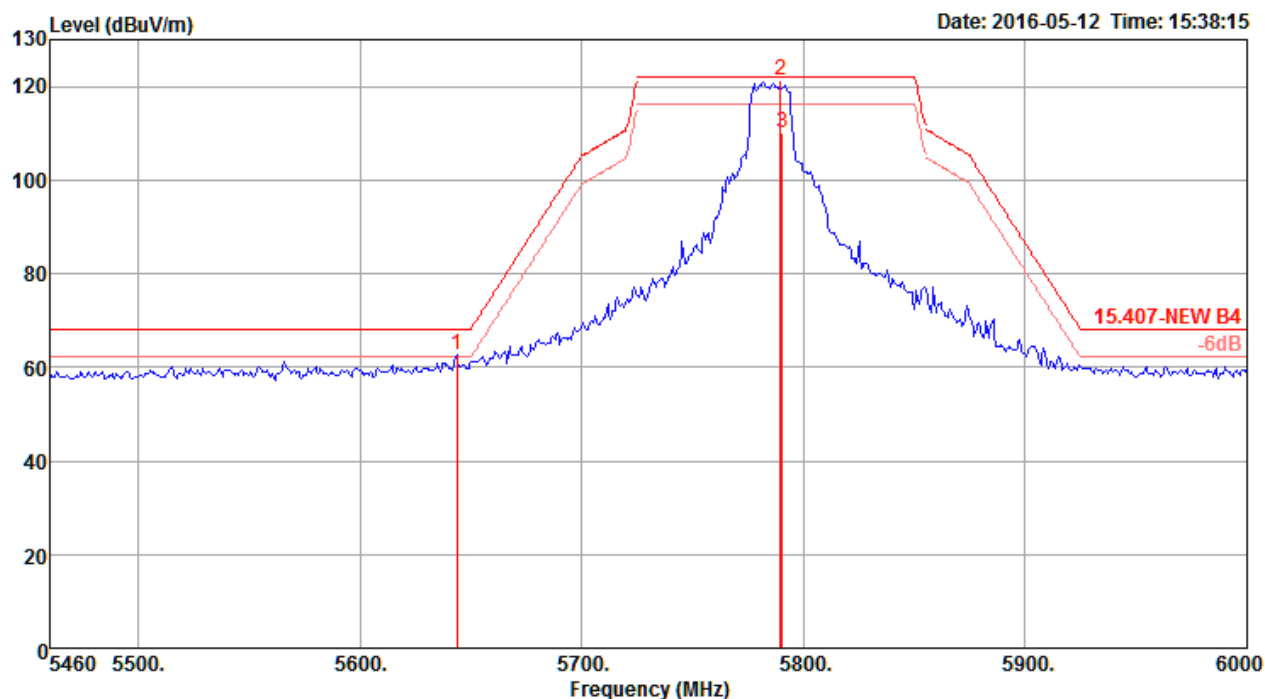


	Freq	Level	Limit	Over	Read	CableAntenna	Preampl	T/Pos	A/Pos	Remark	Pol/Phase
	MHz	dBuV/m	dBuV/m	dB	dBuV	dB	dB/m	dB	deg	cm	
1	5629.56	66.06	68.20	-2.14	58.43	7.93	34.20	34.50	354	194 Peak	HORIZONTAL
2	5638.74	66.84	68.20	-1.36	59.21	7.93	34.20	34.50	354	194 Peak	HORIZONTAL
3	5651.16	67.72	69.06	-1.34	60.05	7.92	34.25	34.50	354	194 Peak	HORIZONTAL
4	5750.52	120.46			112.57	7.86	34.55	34.52	354	194 Peak	HORIZONTAL
5	5751.60	110.98			103.09	7.86	34.55	34.52	354	194 Average	HORIZONTAL

Item 4, 5 are the fundamental frequency at 5745 MHz.

Note: Both antenna polarizations have been tested and only the worst case was recorded in test report.

Channel 157

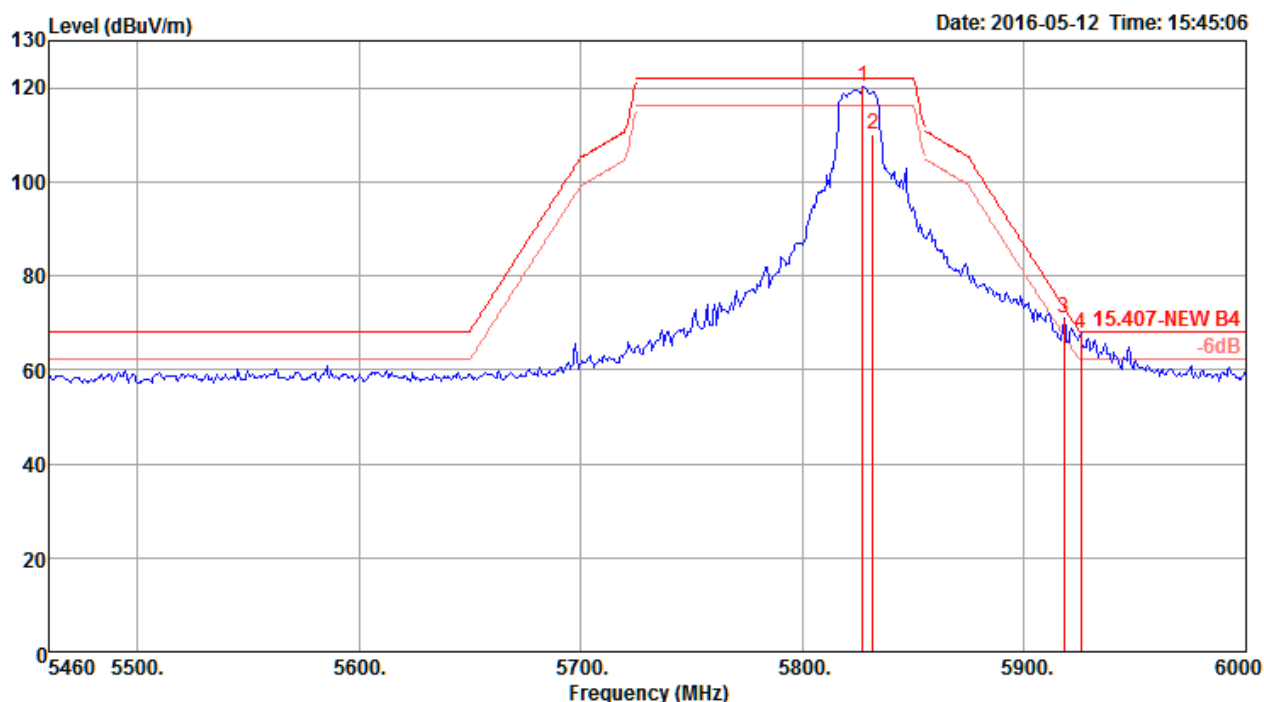


	Freq	Level	Limit	Over	Read	CableAntenna	Preamp	T/Pos	A/Pos	Remark	Pol/Phase
	MHz	dBuV/m	dBuV/m	dB	dBuV	dB	dB/m	deg	cm		
1	5643.60	62.60	68.20	-5.60	54.93	7.92	34.25	34.50	343	154 Peak	HORIZONTAL
2	5789.40	121.32			113.32	7.83	34.70	34.53	343	154 Average	HORIZONTAL
3	5790.48	110.21			102.21	7.83	34.70	34.53	343	154 Peak	HORIZONTAL

Item 2, 3 are the fundamental frequency at 5785 MHz.

Note: Both antenna polarizations have been tested and only the worst case was recorded in test report.

Channel 165



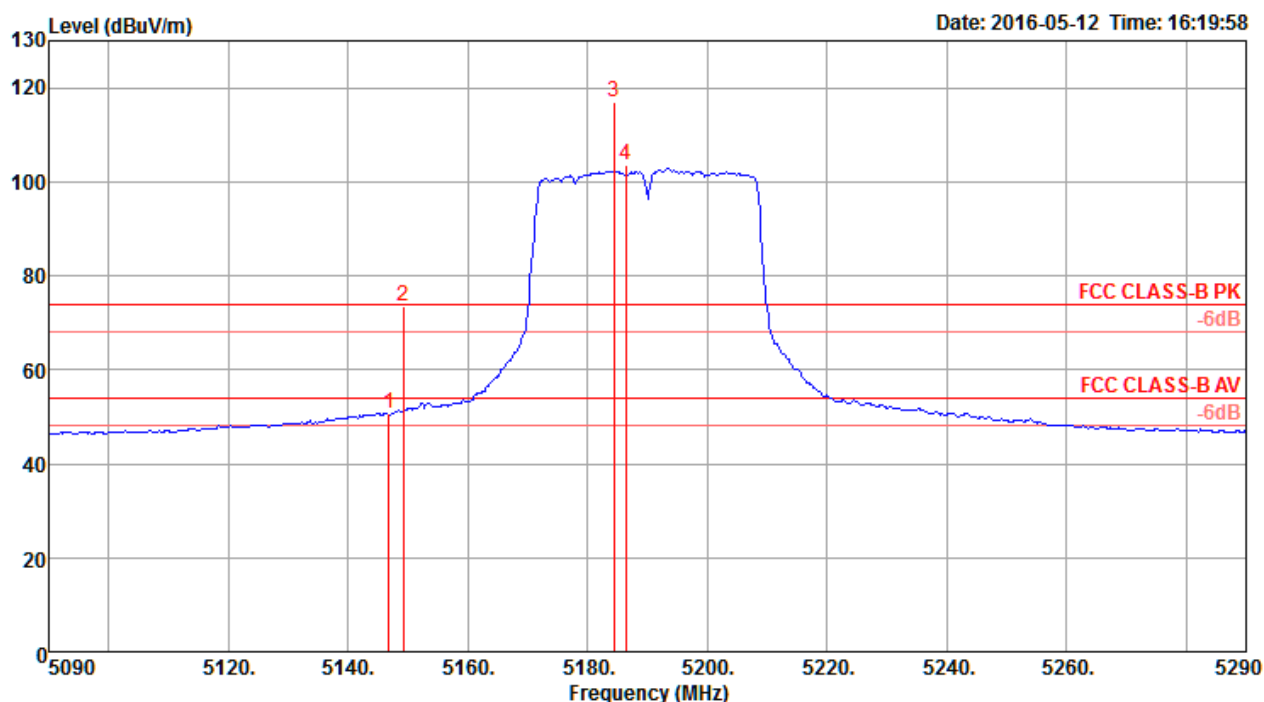
	Freq	Level	Limit	Over	Read	CableAntenna	Preamp	T/Pos	A/Pos	Remark	Pol/Phase
	MHz	dBuV/m	dBuV/m	dB	dBuV	dB	dB/m	dB	deg	cm	
1	5827.20	120.29			112.22	7.81	34.80	34.54	357	163 Peak	HORIZONTAL
2	5831.52	110.23			102.16	7.81	34.80	34.54	357	163 Average	HORIZONTAL
3	5917.92	70.98	73.42	-2.44	62.73	7.76	35.05	34.56	357	163 Peak	HORIZONTAL
4	5925.48	67.85	68.20	-0.35	59.56	7.75	35.10	34.56	357	163 Peak	HORIZONTAL

Item 1, 2 are the fundamental frequency at 5825 MHz.

Note: Both antenna polarizations have been tested and only the worst case was recorded in test report.

Temperature	22°C	Humidity	56%
Test Engineer	Nyle Chang & Peter Wu & Gary Chu & DK Chang & Eddie Weng & Stim Song & Brain Sun	Configurations	IEEE 802.11ac MCS0/Nss3 VHT40 CH 38, 46 / Chain 1 + Chain 2 + Chain 3 + Chain 4
Test Mode	Mode 2		

Channel 38

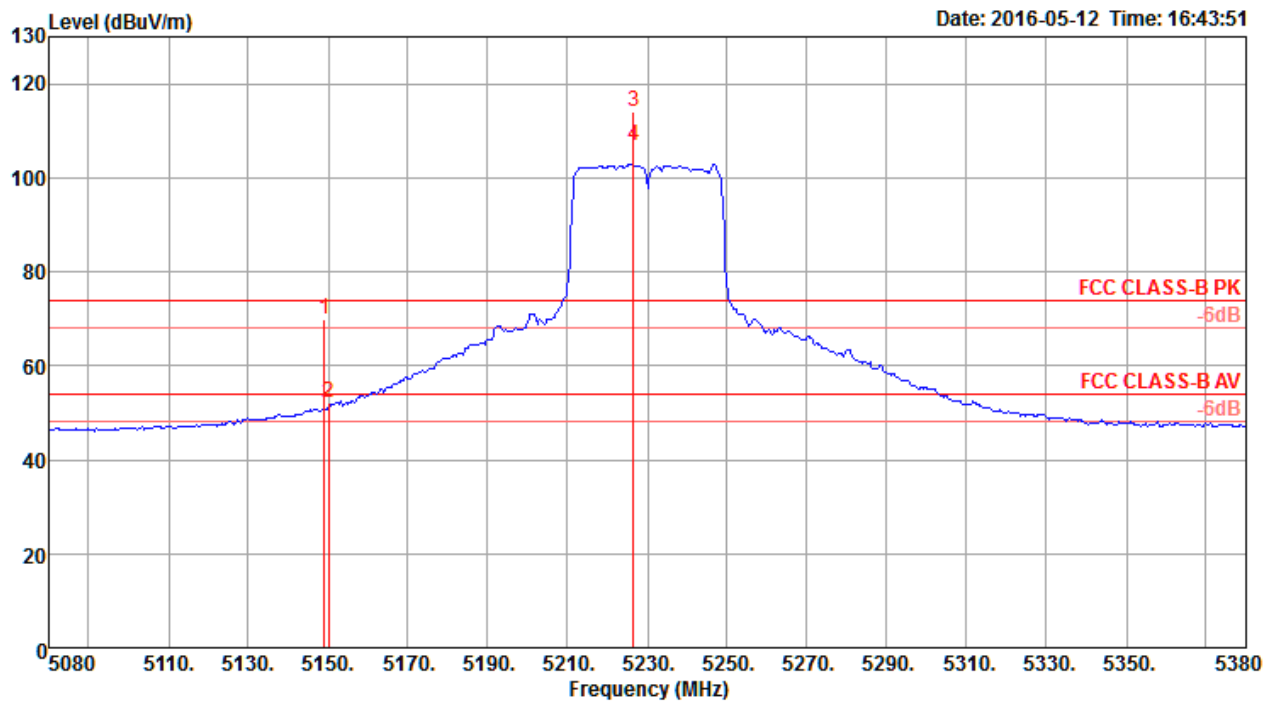


	Freq	Level	Limit	Over	Read	Cable	Antenna	Preamp	T/Pos	A/Pos	Remark	Pol/Phase
	MHz	dBuV/m	dBuV/m	dB	dBuV	dB	dB/m	dB	deg	cm		
1	5146.80	50.54	54.00	-3.46	43.80	7.90	33.31	34.47	1	197	Average	HORIZONTAL
2	5149.20	73.48	74.00	-0.52	66.74	7.90	33.31	34.47	1	197	Peak	HORIZONTAL
3	5184.40	116.92			110.09	7.95	33.35	34.47	1	197	Peak	HORIZONTAL
4	5186.40	103.50			96.67	7.95	33.35	34.47	1	197	Average	HORIZONTAL

Item 3, 4 are the fundamental frequency at 5190 MHz.

Note: Both antenna polarizations have been tested and only the worst case was recorded in test report.

Channel 46



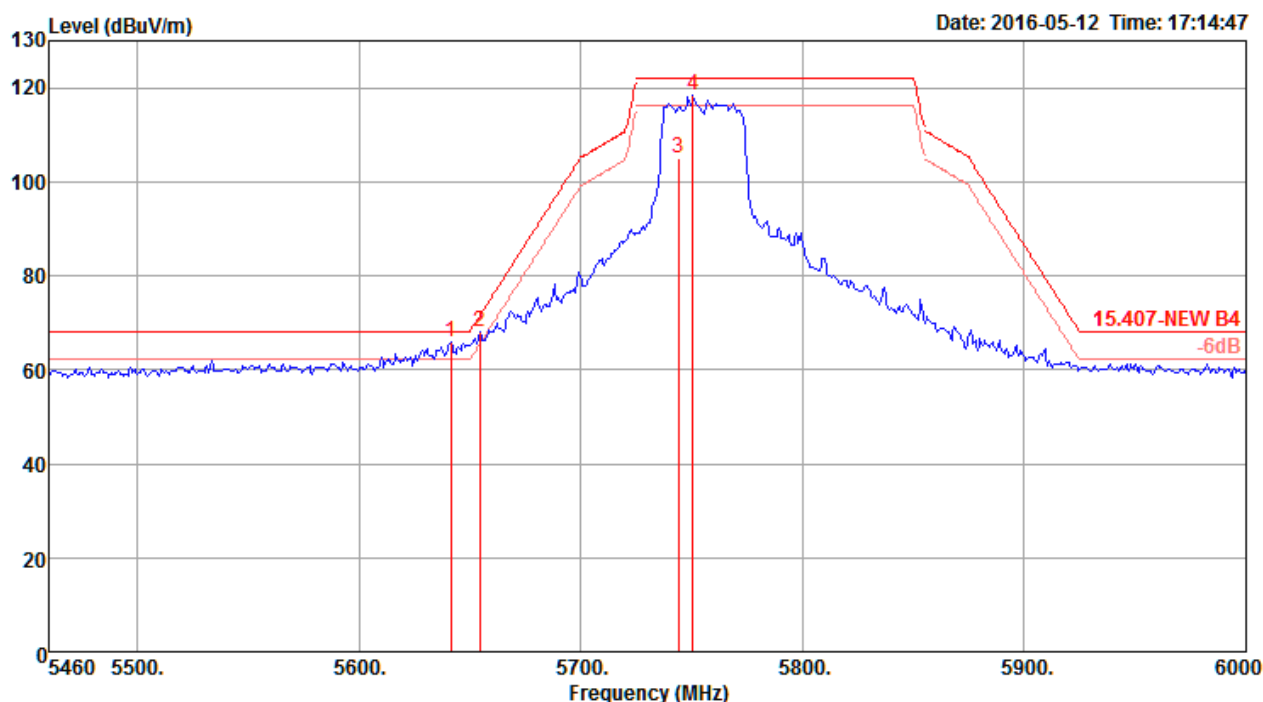
	Freq	Level	Limit	Over	Read	CableAntenna	Preamp	T/Pos	A/Pos	Remark	Pol/Phase
	MHz	dBuV/m	dBuV/m	dB	dBuV	dB	dB/m	dB	deg	cm	
1	5149.00	70.04	74.00	-3.96	63.30	7.90	33.31	34.47	356	191 Peak	HORIZONTAL
2	5150.00	51.97	54.00	-2.03	45.23	7.90	33.31	34.47	356	191 Average	HORIZONTAL
3	5226.40	113.97			107.06	7.96	33.42	34.47	356	191 Peak	HORIZONTAL
4	5226.40	106.89			99.98	7.96	33.42	34.47	356	191 Average	HORIZONTAL

Item 3, 4 are the fundamental frequency at 5230 MHz.

Note: Both antenna polarizations have been tested and only the worst case was recorded in test report.

Temperature	22°C	Humidity	56%
Test Engineer	Nyle Chang & Peter Wu & Gary Chu & DK Chang & Eddie Weng & Stim Song & Brain Sun	Configurations	IEEE 802.11ac MCS0/Nss3 VHT40 CH 151, 159 / Chain 1 + Chain 2 + Chain 3 + Chain 4
Test Mode	Mode 2		

Channel 151

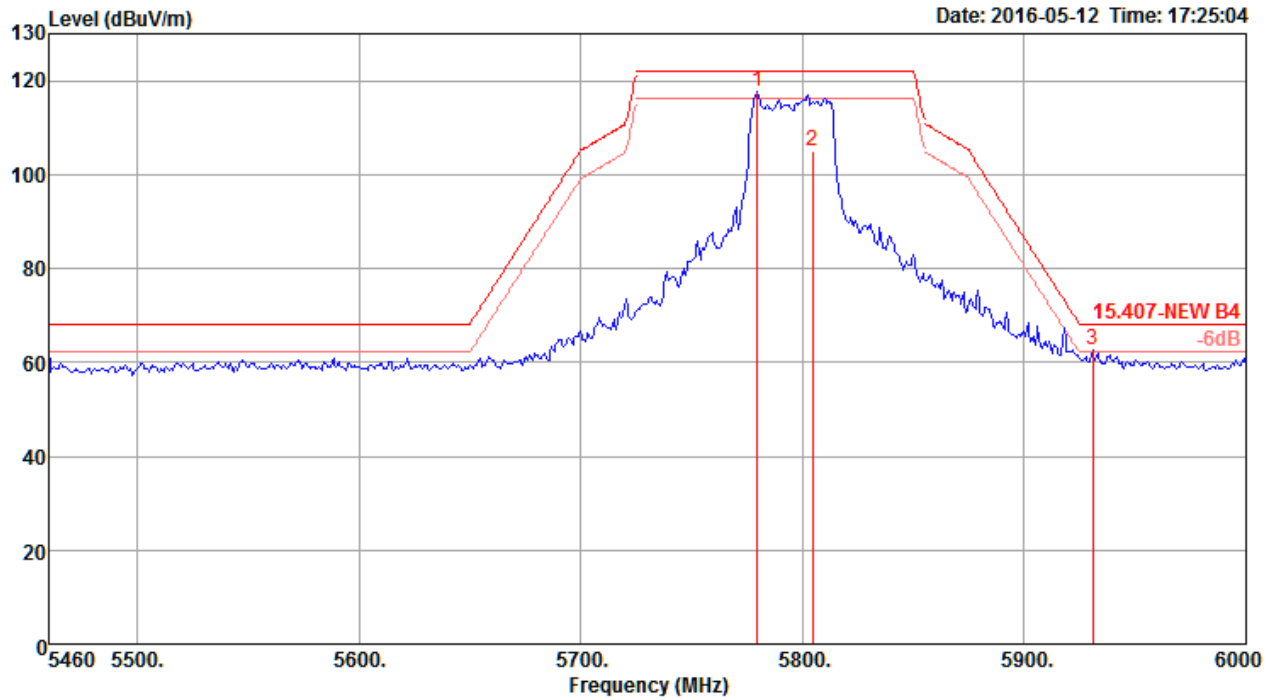


	Freq	Level	Limit	Over	Read	Cable	Antenna	Preamp	T/Pos	A/Pos	Remark	Pol/Phase
	MHz	dBuV/m	dBuV/m	dB	dBuV	dB	dB/m	dB	deg	cm		
1	5641.44	65.74	68.20	-2.46	58.07	7.92	34.25	34.50	0	134	Peak	VERTICAL
2	5654.40	67.95	71.47	-3.52	60.28	7.92	34.25	34.50	0	134	Peak	VERTICAL
3	5744.04	104.85			96.96	7.86	34.55	34.52	0	134	Average	VERTICAL
4	5750.52	118.27			110.38	7.86	34.55	34.52	0	134	Peak	VERTICAL

Item 3, 4 are the fundamental frequency at 5755 MHz.

Note: Both antenna polarizations have been tested and only the worst case was recorded in test report.

Channel 159



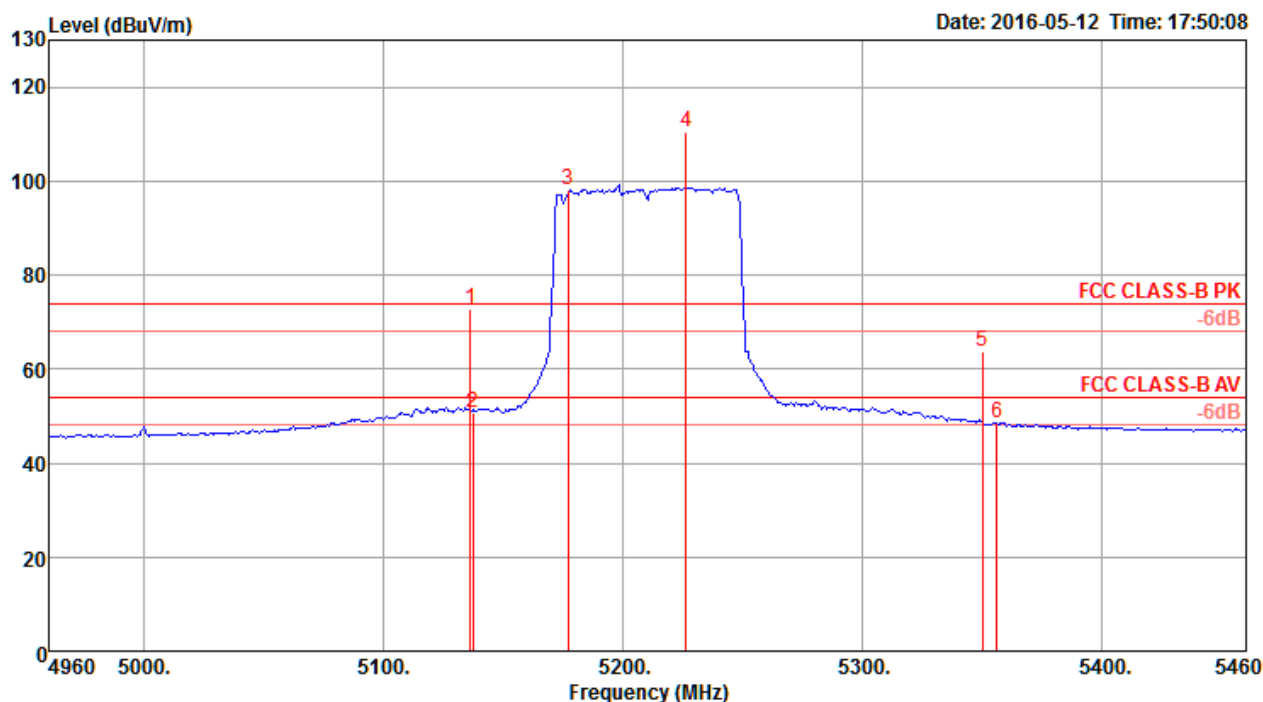
	Freq	Level	Limit	Over	Read	CableAntenna	Preamp	T/Pos	A/Pos	Remark	Pol/Phase
	MHz	dBuV/m	dBuV/m	dB	dBuV	dB	dB/m	dB	deg	cm	
1	5779.68	117.60			109.64	7.84	34.65	34.53	0	154 Peak	VERTICAL
2	5804.52	104.98			96.98	7.83	34.70	34.53	0	154 Average	VERTICAL
3	5930.88	62.66	68.20	-5.54	54.37	7.75	35.10	34.56	0	154 Peak	VERTICAL

Item 1, 2 are the fundamental frequency at 5795 MHz.

Note: Both antenna polarizations have been tested and only the worst case was recorded in test report.

Temperature	22°C	Humidity	56%
Test Engineer	Nyle Chang & Peter Wu & Gary Chu & DK Chang & Eddie Weng & Stim Song & Brain Sun	Configurations	IEEE 802.11ac MCS0/Nss3 VHT80 CH 42, 155 / Chain 1 + Chain 2 + Chain 3 + Chain 4
Test Mode	Mode 2		

Channel 42

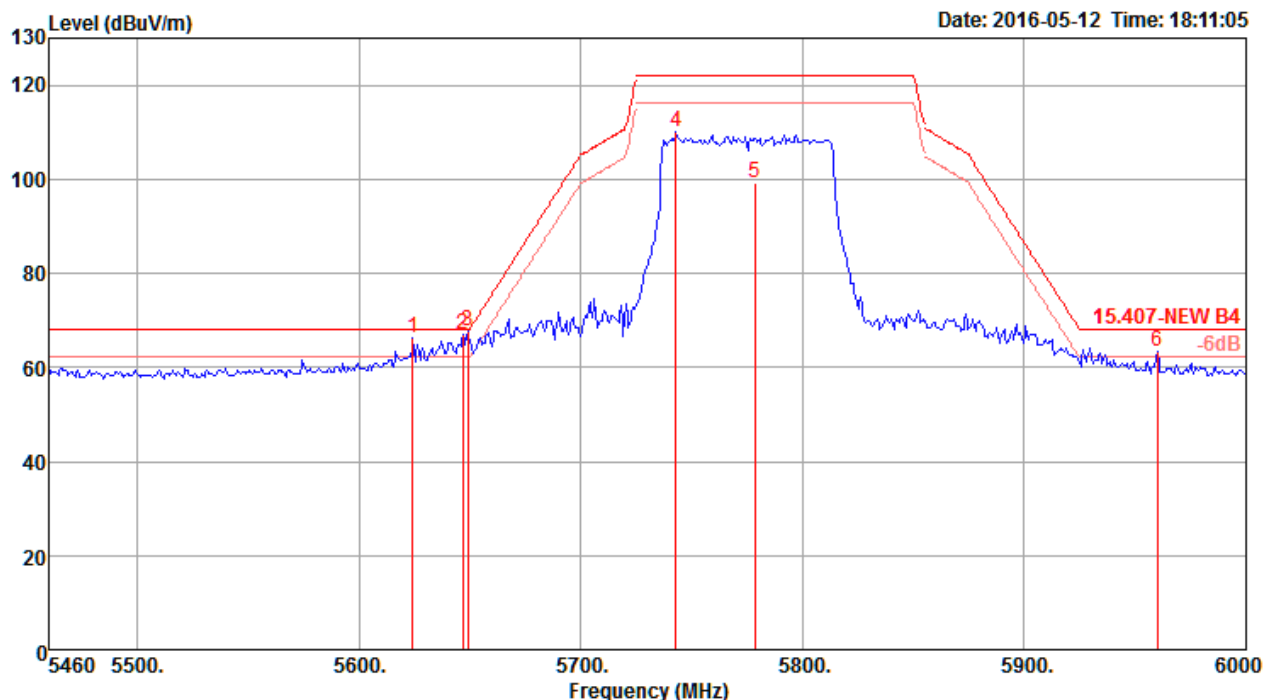


	Freq	Level	Limit	Over	Read	Cable	Antenna	Preamp	T/Pos	A/Pos	Remark	Pol/Phase
	MHz	dBuV/m	dBuV/m	dB	dBuV	dB	dB/m	dB	deg	cm		
1	5136.00	72.74	74.00	-1.26	66.04	7.88	33.29	34.47	356	154	Peak	HORIZONTAL
2	5137.00	50.82	54.00	-3.18	44.12	7.88	33.29	34.47	356	154	Average	HORIZONTAL
3	5177.00	98.18			91.35	7.95	33.35	34.47	356	154	Average	HORIZONTAL
4	5226.00	110.41			103.50	7.96	33.42	34.47	356	154	Peak	HORIZONTAL
5	5350.00	63.69	74.00	-10.31	56.68	7.89	33.59	34.47	356	154	Peak	HORIZONTAL
6	5356.00	48.66	54.00	-5.34	41.64	7.88	33.61	34.47	356	154	Average	HORIZONTAL

Item 3, 4 are the fundamental frequency at 5210 MHz.

Note: Both antenna polarizations have been tested and only the worst case was recorded in test report.

Channel 155



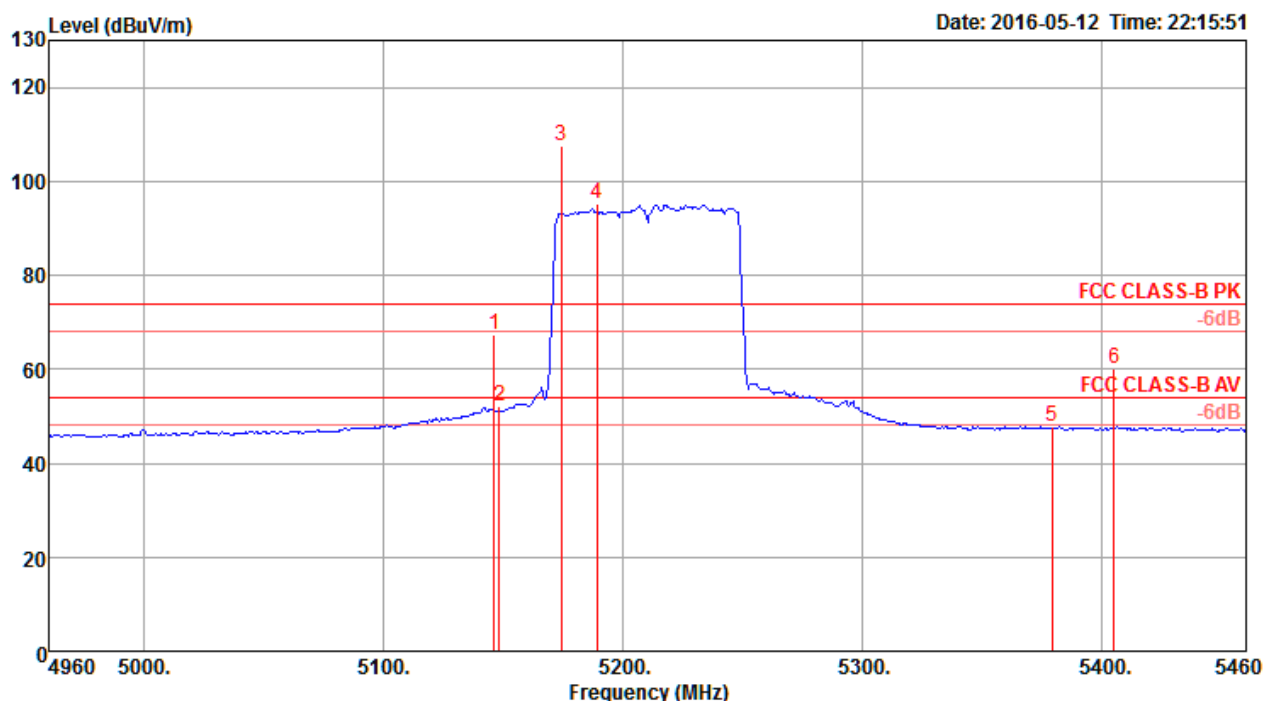
	Freq	Level	Limit	Over	Read	CableAntenna	Preamp	T/Pos	A/Pos	Remark	Pol/Phase
	MHz	dBuV/m	dBuV/m	Limit	Level	Loss	Factor	Factor	deg	cm	
1	5624.16	66.11	68.20	-2.09	58.48	7.93	34.20	34.50	344	152 Peak	HORIZONTAL
2	5646.84	66.83	68.20	-1.37	59.16	7.92	34.25	34.50	344	152 Peak	HORIZONTAL
3	5649.00	67.78	68.20	-0.42	60.11	7.92	34.25	34.50	344	152 Peak	HORIZONTAL
4	5742.96	109.99			102.10	7.86	34.55	34.52	344	152 Peak	HORIZONTAL
5	5778.60	99.23			91.27	7.84	34.65	34.53	344	152 Average	HORIZONTAL
6	5960.04	63.55	68.20	-4.65	55.18	7.73	35.20	34.56	344	152 Peak	HORIZONTAL

Item 4, 5 are the fundamental frequency at 5775 MHz.

Note: Both antenna polarizations have been tested and only the worst case was recorded in test report.

Temperature	22°C	Humidity	56%
Test Engineer	Nyle Chang & Peter Wu & Gary Chu & DK Chang & Eddie Weng & Stim Song & Brain Sun	Configurations	IEEE 802.11ac MCS0/Nss2 VHT80+80 Type 1 / CH 42+155 / Chain 1 + Chain 2 + Chain 3 + Chain 4
Test Mode	Mode 2		

Channel 42

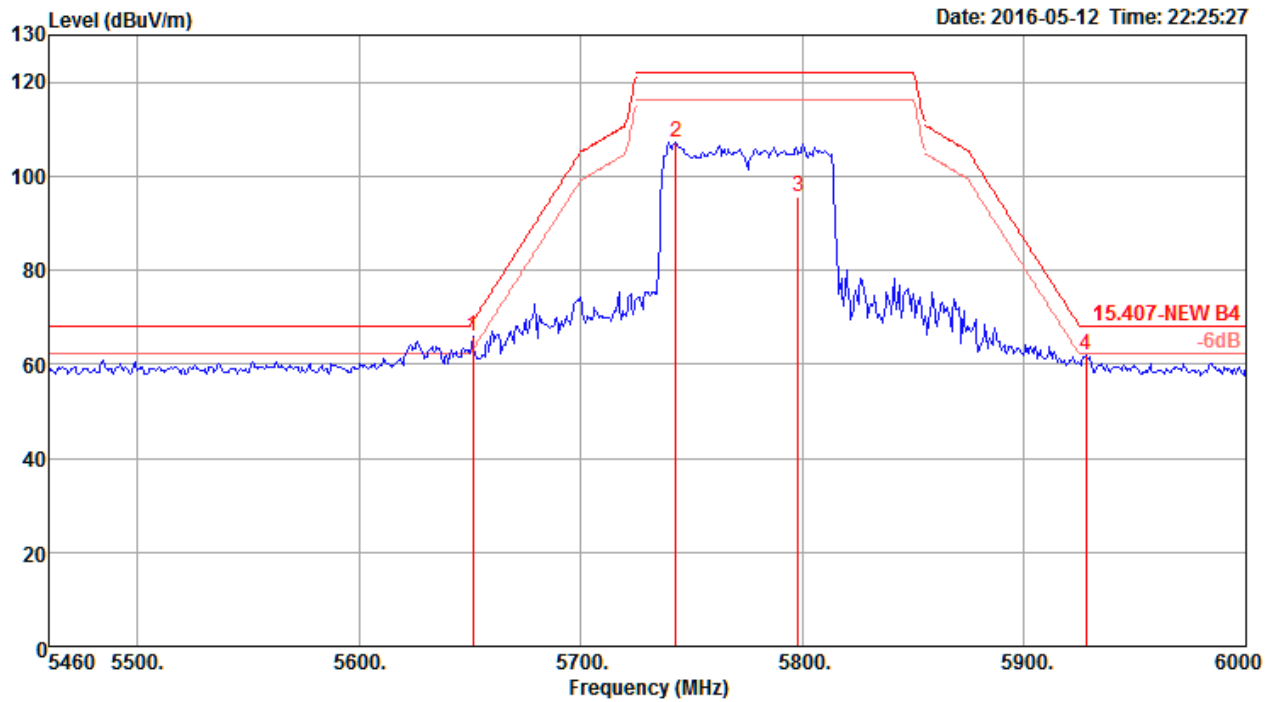


	Freq	Level	Limit	Over	Read	Cable	Antenna	Preamp	T/Pos	A/Pos	Remark	Pol/Phase
	MHz	dBuV/m	dBuV/m	dB	dBuV	dB	dB/m	dB	deg	cm		
1	5146.00	67.30	74.00	-6.70	60.56	7.90	33.31	34.47	358	209	Peak	VERTICAL
2	5148.00	52.09	54.00	-1.91	45.35	7.90	33.31	34.47	358	209	Average	VERTICAL
3	5174.00	107.67			100.84	7.95	33.35	34.47	358	209	Peak	VERTICAL
4	5189.00	95.41			88.52	7.98	33.38	34.47	358	209	Average	VERTICAL
5	5379.00	47.95	54.00	-6.05	40.92	7.87	33.63	34.47	358	209	Average	VERTICAL
6	5405.00	60.28	74.00	-13.72	53.21	7.87	33.67	34.47	358	209	Peak	VERTICAL

Item 3, 4 are the fundamental frequency at 5210 MHz.

Note: Both antenna polarizations have been tested and only the worst case was recorded in test report.

Channel 155



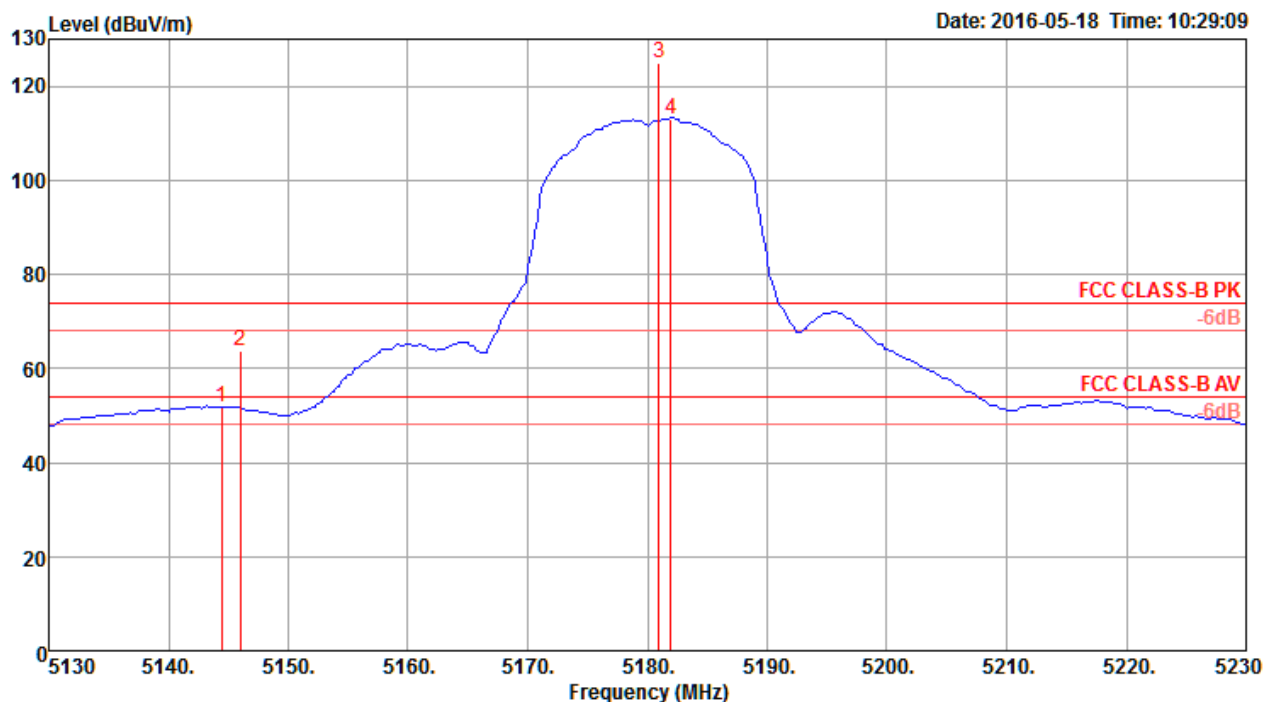
	Freq	Level	Limit	Over	Read	CableAntenna	Preamp	T/Pos	A/Pos	Remark	Pol/Phase
	MHz	dBuV/m	dBuV/m	dB	dBuV	dB	dB/m	dB	deg	cm	
1	5651.16	65.93	69.06	-3.13	58.26	7.92	34.25	34.50	357	201 Peak	VERTICAL
2	5742.96	107.31			99.42	7.86	34.55	34.52	357	201 Peak	VERTICAL
3	5798.04	95.63			87.63	7.83	34.70	34.53	357	201 Average	VERTICAL
4	5927.64	61.99	68.20	-6.21	53.70	7.75	35.10	34.56	357	201 Peak	VERTICAL

Item 2, 3 are the fundamental frequency at 5775 MHz.

Note: Both antenna polarizations have been tested and only the worst case was recorded in test report.

Temperature	22°C	Humidity	56%
Test Engineer	Nyle Chang & Peter Wu & Gary Chu & DK Chang & Eddie Weng & Stim Song & Brain Sun	Configurations	IEEE 802.11ac MCS0/Nss1 VHT20 CH 36, 40, 48 / Chain 1 + Chain 2 + Chain 3 + Chain 4
Test Mode	Mode 3		

Channel 36

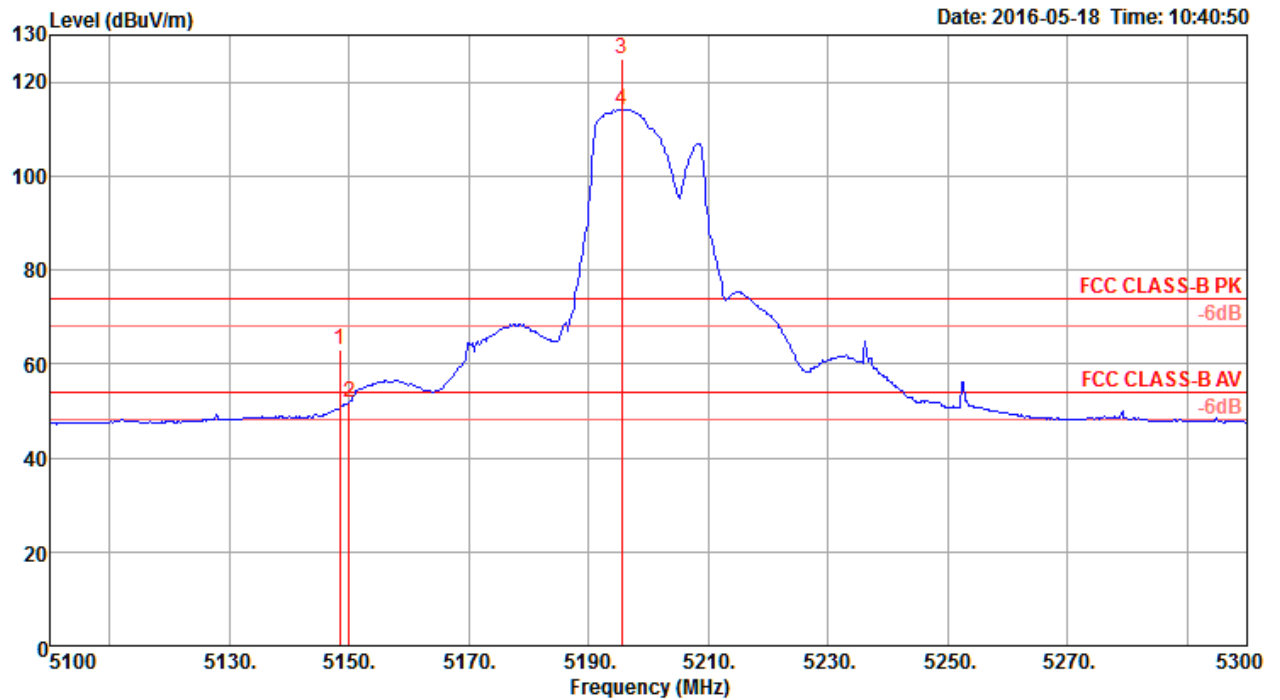


	Freq	Level	Limit	Over	Read	Cable	Antenna	Preamp	T/Pos	A/Pos	Remark	Pol/Phase
	MHz	dBuV/m	dBuV/m	dB	dBuV	dB	dB/m	dB	deg	cm		
1	5144.42	51.89	54.00	-2.11	45.15	7.90	33.31	34.47	356	173	Average	HORIZONTAL
2	5146.03	63.86	74.00	-10.14	57.12	7.90	33.31	34.47	356	173	Peak	HORIZONTAL
3	5180.96	124.80			117.97	7.95	33.35	34.47	356	173	Peak	HORIZONTAL
4	5181.92	113.06			106.23	7.95	33.35	34.47	356	173	Average	HORIZONTAL

Item 3, 4 are the fundamental frequency at 5180 MHz.

Note: Both antenna polarizations have been tested and only the worst case was recorded in test report.

Channel 40

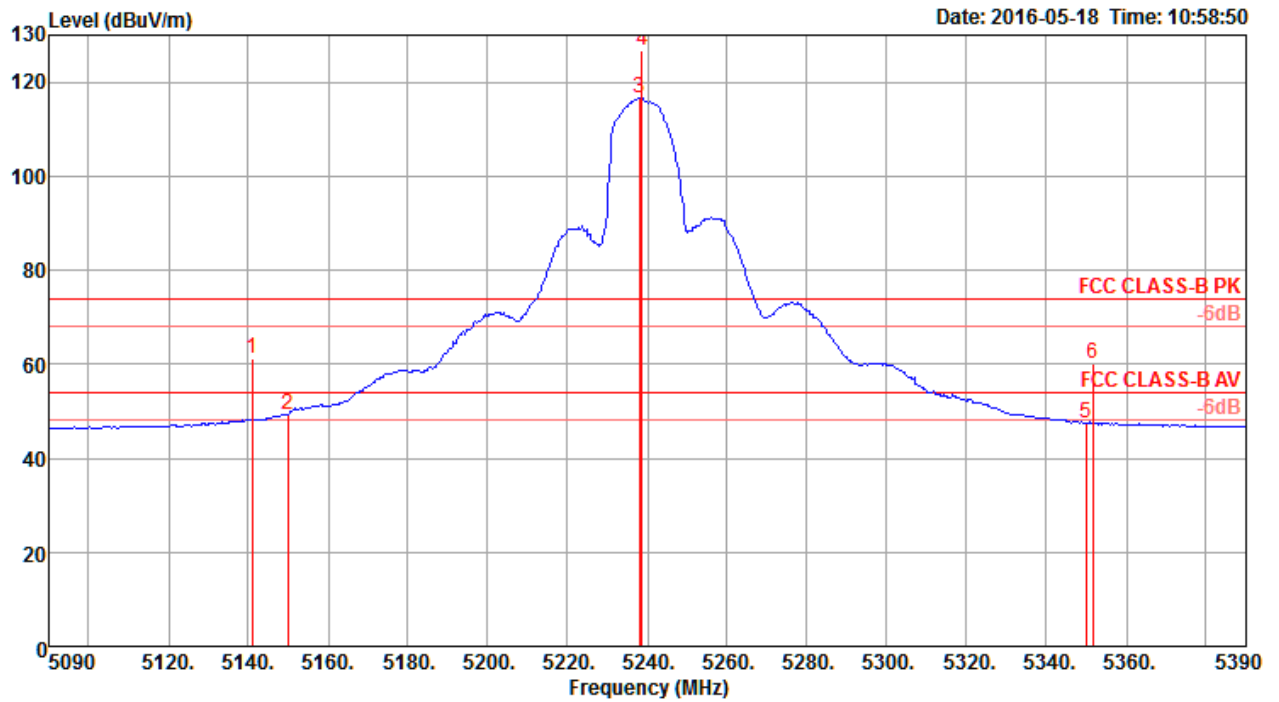


	Freq	Level	Limit	Over	Read	Cable	Antenna	Preamp	T/Pos	A/Pos	Remark	Pol/Phase
	MHz	dBuV/m	dBuV/m	dB	dBuV	dB	dB/m	dB	deg	cm		
1	5148.40	63.06	74.00	-10.94	56.32	7.90	33.31	34.47	359	170	Peak	HORIZONTAL
2	5150.00	51.88	54.00	-2.12	45.14	7.90	33.31	34.47	359	170	Average	HORIZONTAL
3	5195.51	124.98			118.09	7.98	33.38	34.47	359	170	Peak	HORIZONTAL
4	5195.51	114.10			107.21	7.98	33.38	34.47	359	170	Average	HORIZONTAL

Item 3, 4 are the fundamental frequency at 5200 MHz.

Note: Both antenna polarizations have been tested and only the worst case was recorded in test report.

Channel 48



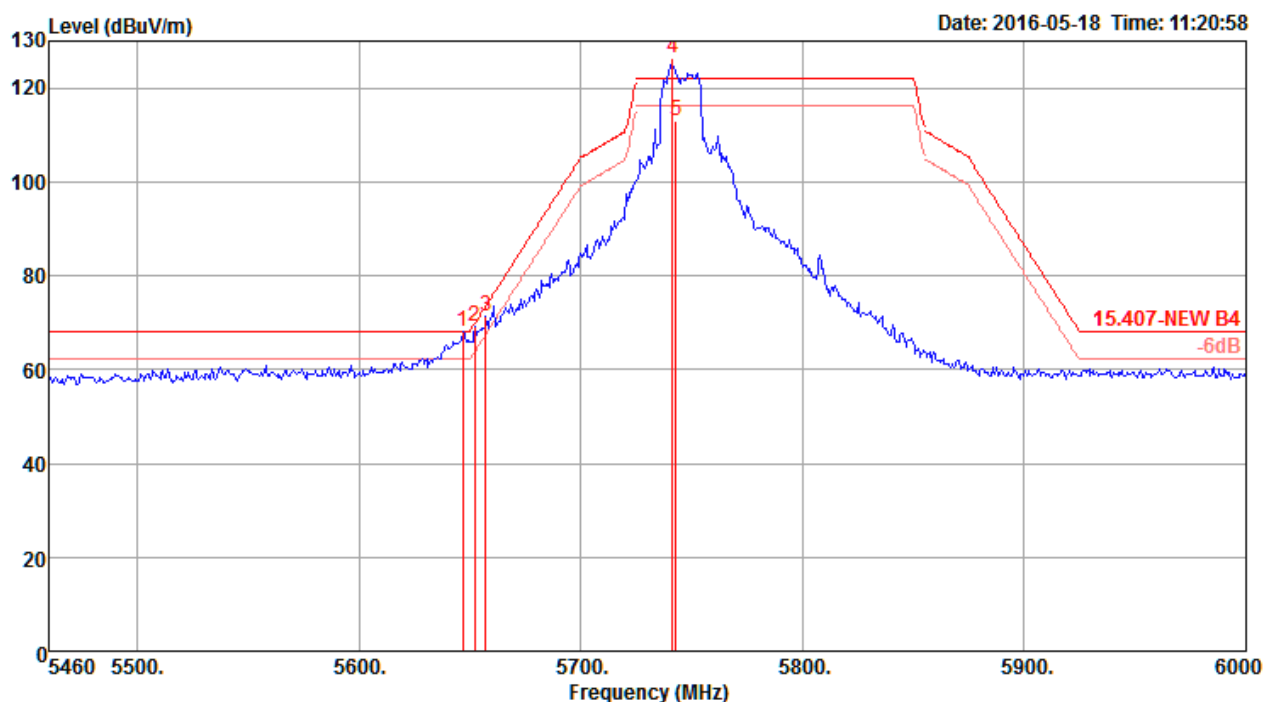
	Freq	Level	Limit	Over	Read	Cable	Antenna	Preamp	T/Pos	A/Pos	Remark	Pol/Phase
	MHz	dBuV/m	dBuV/m	dB	dBuV	dB	dB/m	dB	deg	cm		
1	5140.96	61.19	74.00	-12.81	54.49	7.88	33.29	34.47	345	171	Peak	HORIZONTAL
2	5150.00	49.14	54.00	-4.86	42.40	7.90	33.31	34.47	345	171	Average	HORIZONTAL
3	5238.08	116.69			109.77	7.95	33.44	34.47	345	171	Average	HORIZONTAL
4	5238.56	126.79			119.87	7.95	33.44	34.47	345	171	Peak	HORIZONTAL
5	5350.00	47.51	54.00	-6.49	40.50	7.89	33.59	34.47	345	171	Average	HORIZONTAL
6	5351.54	60.13	74.00	-13.87	53.12	7.89	33.59	34.47	345	171	Peak	HORIZONTAL

Item 3, 4 are the fundamental frequency at 5240 MHz.

Note: Both antenna polarizations have been tested and only the worst case was recorded in test report.

Temperature	22°C	Humidity	56%
Test Engineer	Nyle Chang & Peter Wu & Gary Chu & DK Chang & Eddie Weng & Stim Song & Brain Sun	Configurations	IEEE 802.11ac MCS0/Nss1 VHT20 CH 149, 157, 165 / Chain 1 + Chain 2 + Chain 3 + Chain 4
Test Mode	Mode 3		

Channel 149

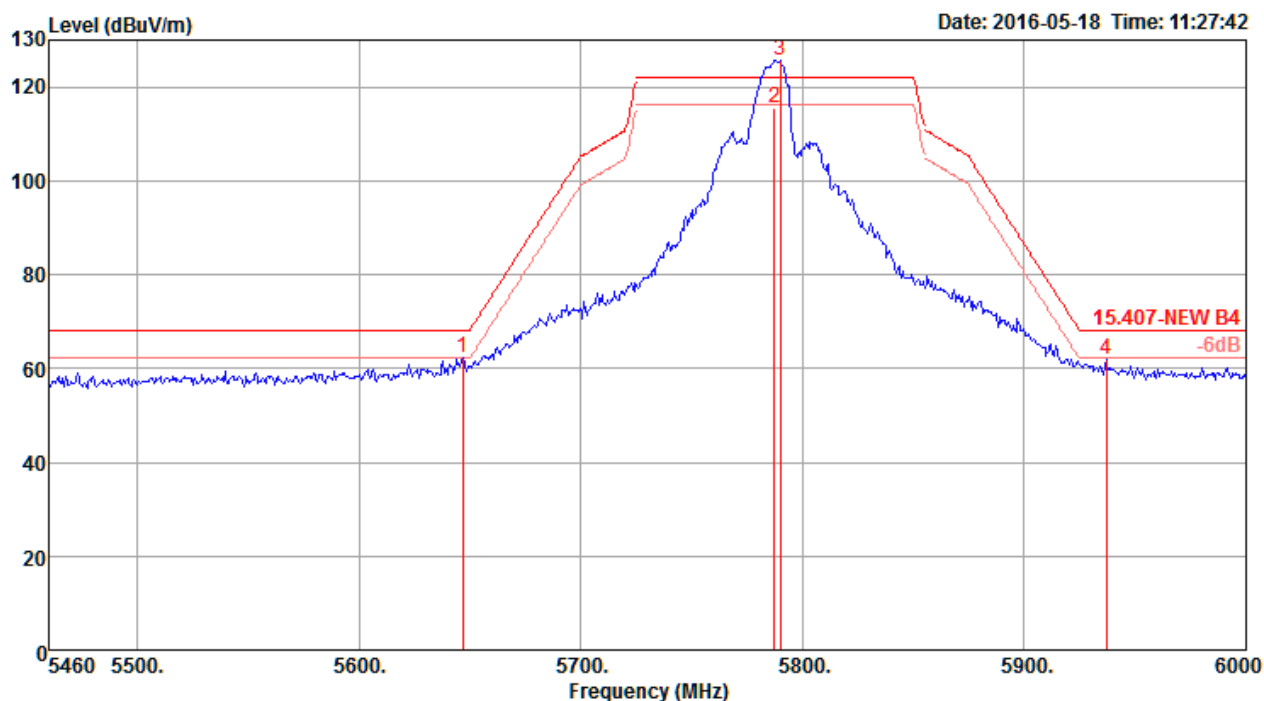


	Freq	Level	Limit	Over	Read	Cable	Antenna	Preamp	T/Pos	A/Pos	Remark	Pol/Phase
	MHz	dBuV/m	dBuV/m	dB	dBuV	dB	dB/m	dB	deg	cm		
1	5646.84	68.12	68.20	-0.08	60.45	7.92	34.25	34.50	1	156	Peak	VERTICAL
2	5652.24	69.11	69.86	-0.75	61.44	7.92	34.25	34.50	1	156	Peak	VERTICAL
3	5657.10	71.30	73.47	-2.17	63.59	7.91	34.30	34.50	1	156	Peak	VERTICAL
4	5741.25	126.30			118.41	7.86	34.55	34.52	1	156	Peak	VERTICAL
5	5742.98	112.83			104.94	7.86	34.55	34.52	1	156	Average	VERTICAL

Item 4, 5 are the fundamental frequency at 5745 MHz.

Note: Both antenna polarizations have been tested and only the worst case was recorded in test report.

Channel 157

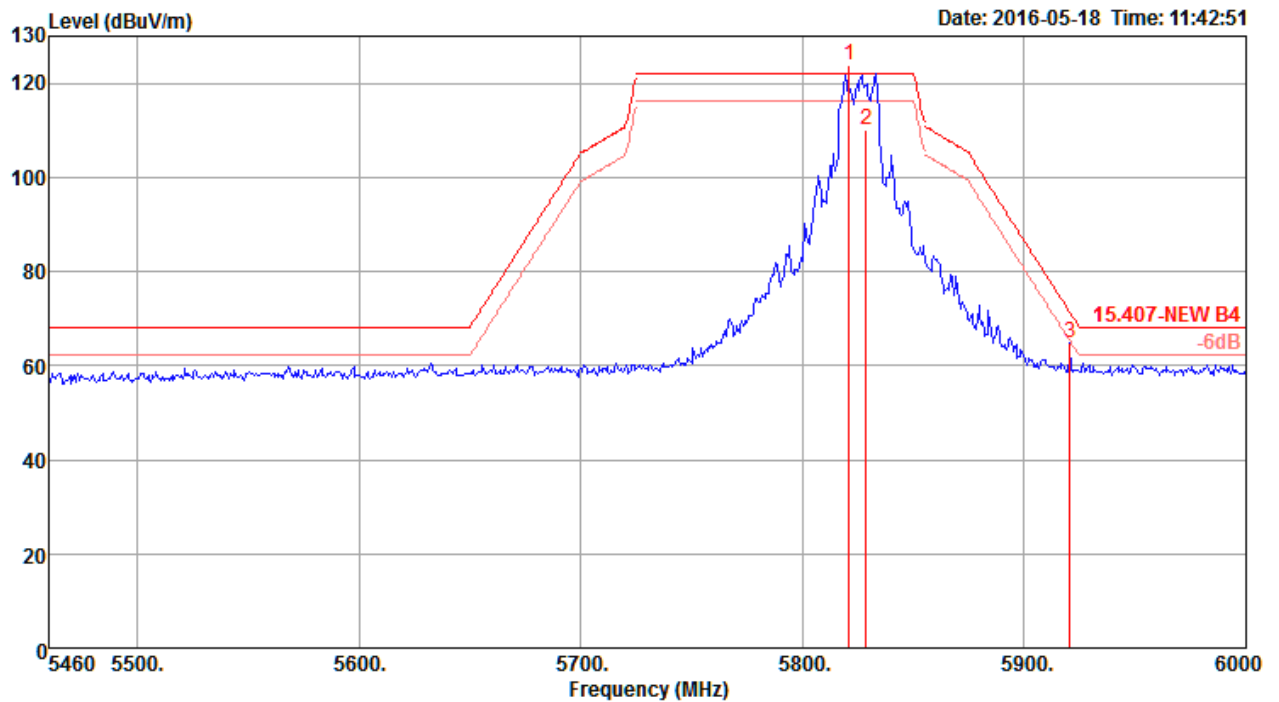


	Freq	Level	Limit	Over	Read	CableAntenna	Preamp	T/Pos	A/Pos	Remark	Pol/Phase
	MHz	dBuV/m	dBuV/m	dB	dBuV	dB	dB/m	dB	deg	cm	
1	5646.84	62.32	68.20	-5.88	54.65	7.92	34.25	34.50	344	174 Peak	HORIZONTAL
2	5787.12	115.65			107.69	7.84	34.65	34.53	344	174 Average	HORIZONTAL
3	5789.94	125.75			117.75	7.83	34.70	34.53	344	174 Peak	HORIZONTAL
4	5936.82	61.92	68.20	-6.28	53.63	7.75	35.10	34.56	344	174 Peak	HORIZONTAL

Item 2, 3 are the fundamental frequency at 5785 MHz.

Note: Both antenna polarizations have been tested and only the worst case was recorded in test report.

Channel 165



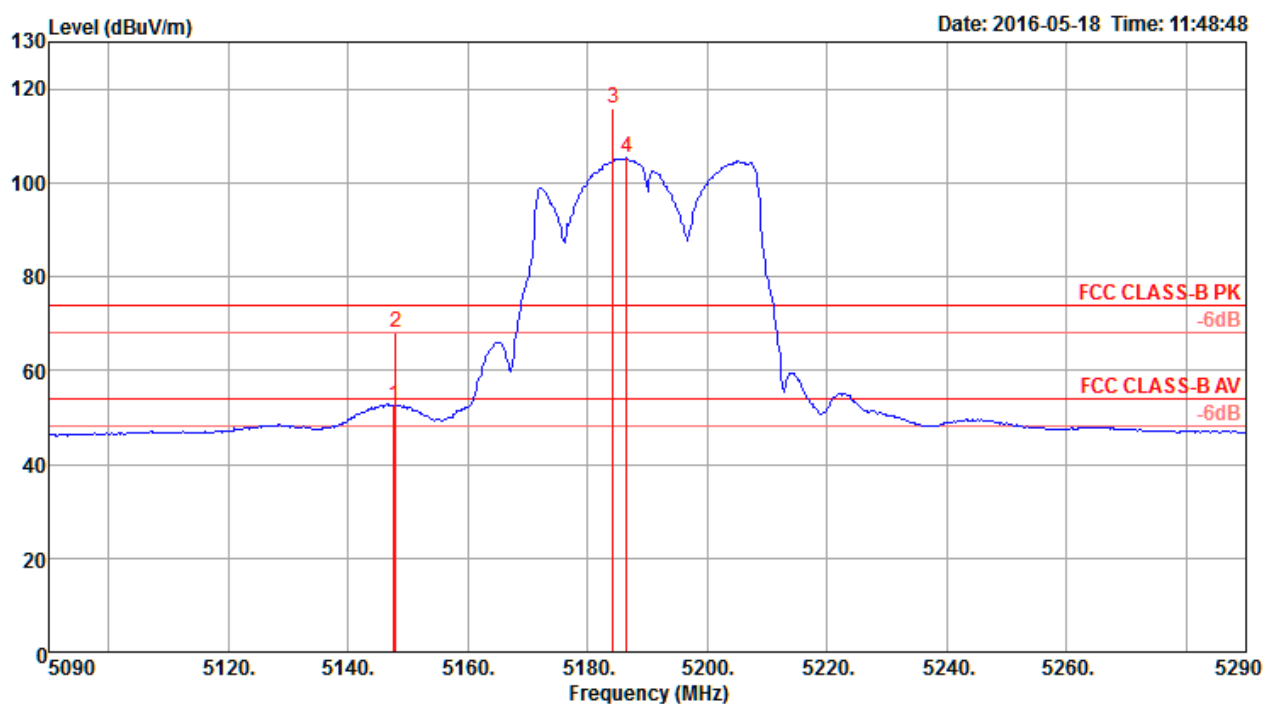
	Freq	Level	Limit	Over	Read	Cable	Antenna	Preamp	T/Pos	A/Pos	Remark	Pol/Phase
	MHz	dBuV/m	dBuV/m	dB	dBuV	dB	dB/m	dB	deg	cm		
1	5820.87	123.85			115.81	7.82	34.75	34.53	342	195	Peak	VERTICAL
2	5828.65	110.23			102.16	7.81	34.80	34.54	342	195	Average	VERTICAL
3	5920.62	64.98	71.43	-6.45	56.73	7.76	35.05	34.56	342	195	Peak	VERTICAL

Item 1, 2 are the fundamental frequency at 5825 MHz.

Note: Both antenna polarizations have been tested and only the worst case was recorded in test report.

Temperature	22°C	Humidity	56%
Test Engineer	Nyle Chang & Peter Wu & Gary Chu & DK Chang & Eddie Weng & Stim Song & Brain Sun	Configurations	IEEE 802.11ac MCS0/Nss1 VHT40 CH 38, 46 / Chain 1 + Chain 2 + Chain 3 + Chain 4
Test Mode	Mode 3		

Channel 38

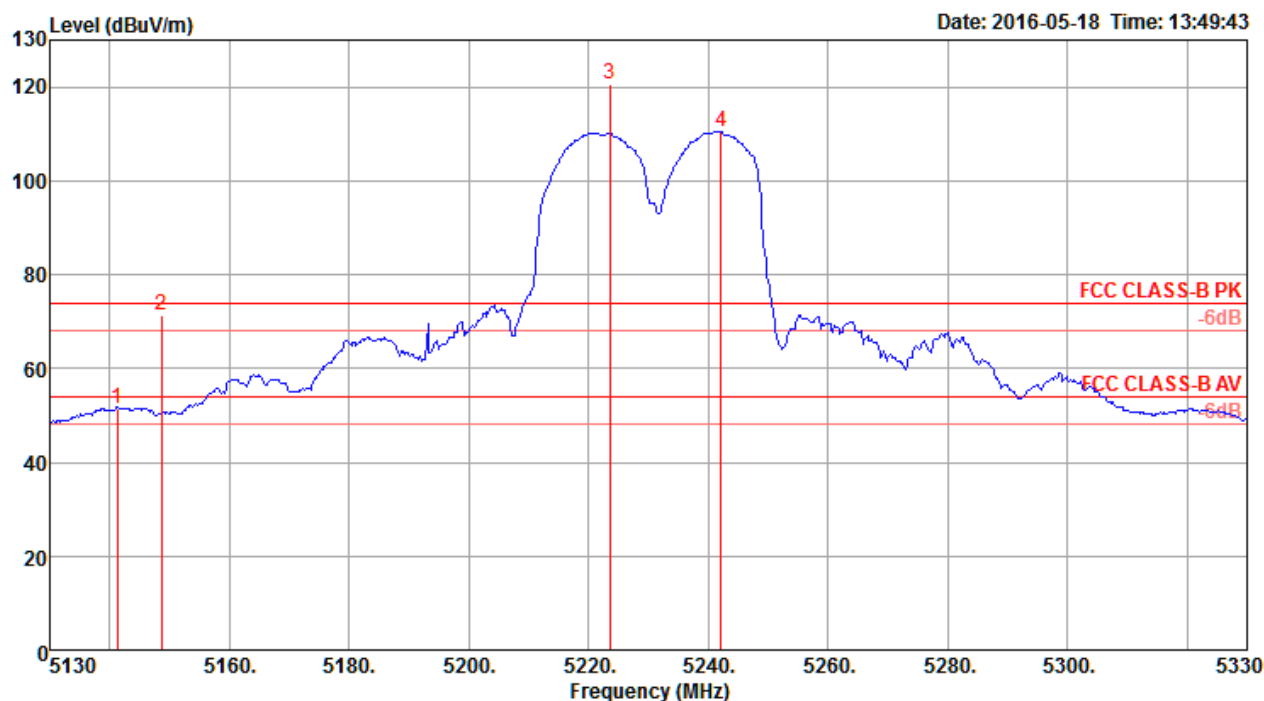


	Freq	Level	Limit	Over	Read	Cable	Antenna	Preamp	T/Pos	A/Pos	Remark	Pol/Phase
	MHz	dBuV/m	dBuV/m	dB	dBuV	dB	dB/m	dB	deg	cm		
1	5147.69	52.65	54.00	-1.35	45.91	7.90	33.31	34.47	346	188	Average	HORIZONTAL
2	5148.01	67.97	74.00	-6.03	61.23	7.90	33.31	34.47	346	188	Peak	HORIZONTAL
3	5184.23	115.89			109.06	7.95	33.35	34.47	346	188	Peak	HORIZONTAL
4	5186.47	105.43			98.60	7.95	33.35	34.47	346	188	Average	HORIZONTAL

Item 3, 4 are the fundamental frequency at 5190 MHz.

Note: Both antenna polarizations have been tested and only the worst case was recorded in test report.

Channel 46



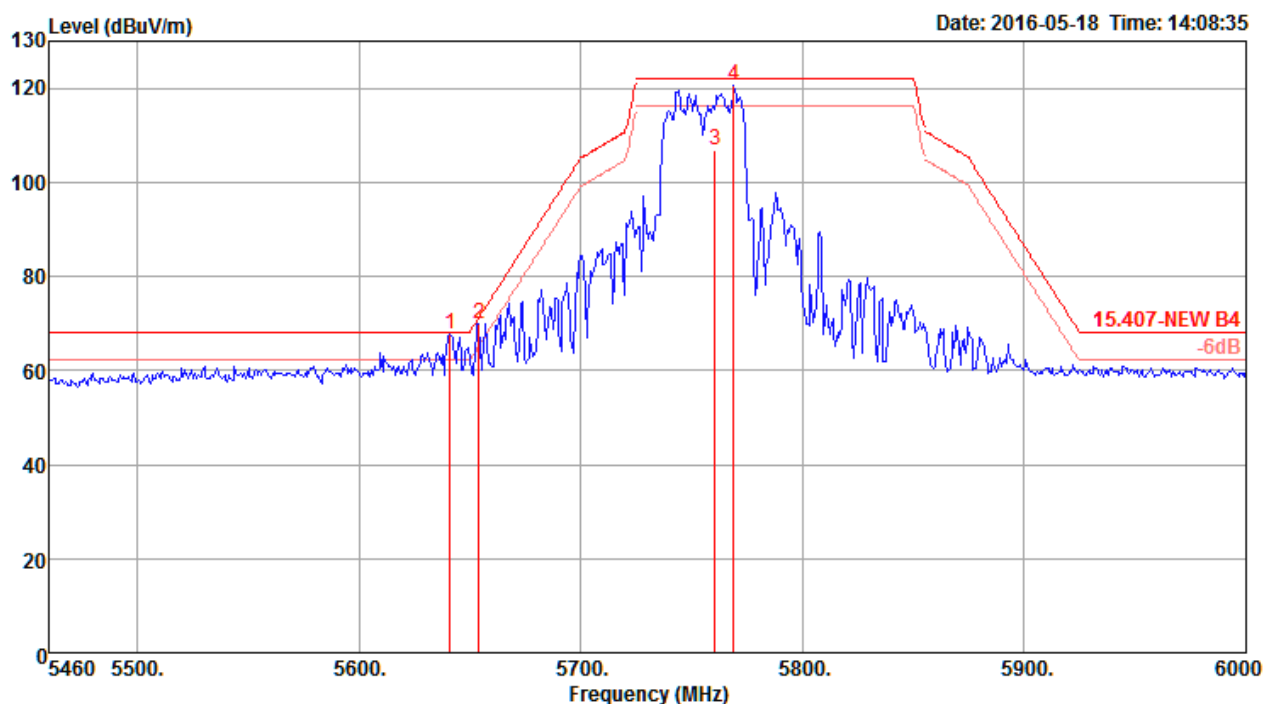
	Freq	Level	Limit	Over	Read	CableAntenna	Preamp	T/Pos	A/Pos	Remark	Pol/Phase
	MHz	dBuV/m	dBuV/m	dB	dBuV	dB	dB/m	dB	deg	cm	
1	5141.22	51.59	54.00	-2.41	44.89	7.88	33.29	34.47	2	179 Average	HORIZONTAL
2	5148.59	71.17	74.00	-2.83	64.43	7.90	33.31	34.47	2	179 Peak	HORIZONTAL
3	5223.59	120.73			113.82	7.96	33.42	34.47	2	179 Peak	HORIZONTAL
4	5242.18	110.31			103.39	7.95	33.44	34.47	2	179 Average	HORIZONTAL

Item 3, 4 are the fundamental frequency at 5230 MHz.

Note: Both antenna polarizations have been tested and only the worst case was recorded in test report.

Temperature	22°C	Humidity	56%
Test Engineer	Nyle Chang & Peter Wu & Gary Chu & DK Chang & Eddie Weng & Stim Song & Brain Sun	Configurations	IEEE 802.11ac MCS0/Nss1 VHT40 CH 151, 159 / Chain 1 + Chain 2 + Chain 3 + Chain 4
Test Mode	Mode 3		

Channel 151



	Freq	Level	Limit	Over	Read	Cable	Antenna	Preamp	T/Pos	A/Pos	Remark	Pol/Phase
	MHz	dBuV/m	dBuV/m	dB	dBuV	dB	dB/m	dB	deg	cm		
1	5640.90	67.78	68.20	-0.42	60.11	7.92	34.25	34.50	0	151	Peak	VERTICAL
2	5653.86	70.01	71.07	-1.06	62.34	7.92	34.25	34.50	0	151	Peak	VERTICAL
3	5760.29	106.74			98.81	7.85	34.60	34.52	0	151	Average	VERTICAL
4	5768.88	120.52			112.60	7.85	34.60	34.53	0	151	Peak	VERTICAL

Item 3, 4 are the fundamental frequency at 5755 MHz.

Note: Both antenna polarizations have been tested and only the worst case was recorded in test report.

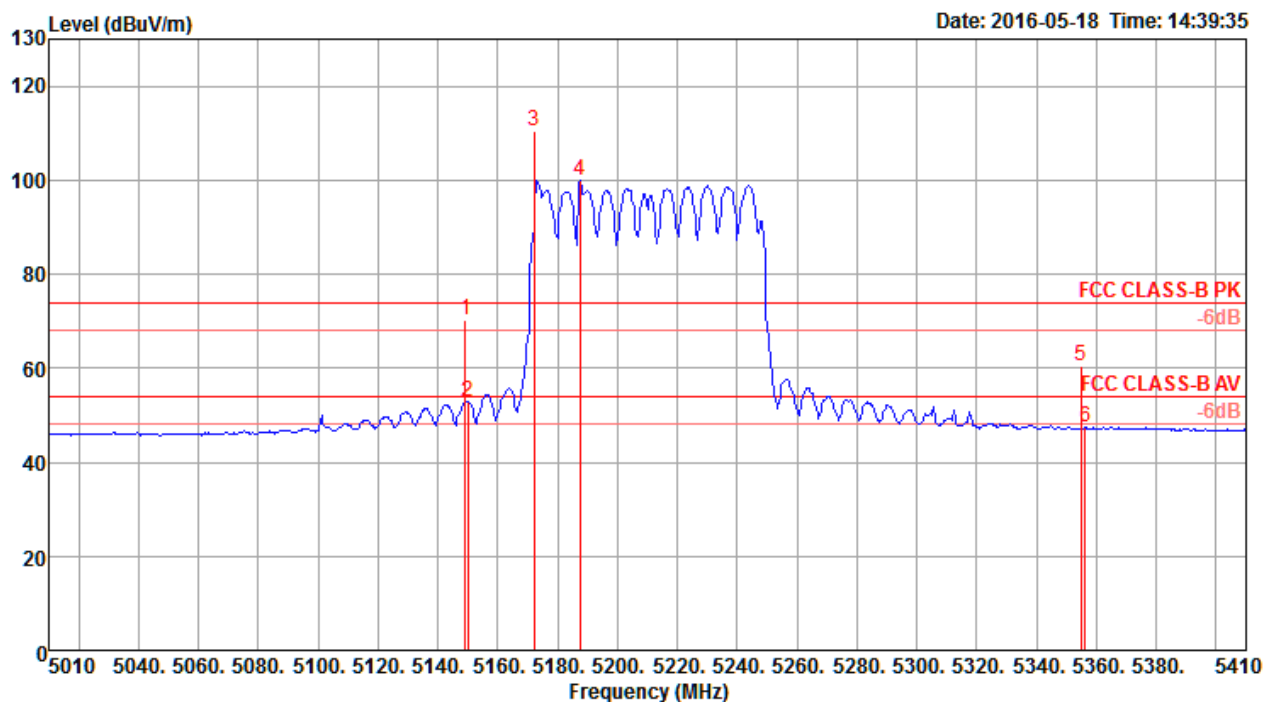


	Freq	Level	Limit Line	Over Limit	Read Level	CableAntenna Loss Factor	Preamp Factor	T/Pos	A/Pos	Remark	Pol/Phase	
	MHz	dBuV/m	dBuV/m	dB	dBuV	dB	dB/m	dB	deg	cm		
1	5636.58	68.06	68.20	-0.14	60.43	7.93	34.20	34.50	355	201	Peak	VERTICAL
2	5777.52	125.50			117.54	7.84	34.65	34.53	355	201	Peak	VERTICAL
3	5790.58	109.17			101.17	7.83	34.70	34.53	355	201	Average	VERTICAL
4	5919.00	69.42	72.62	-3.20	61.17	7.76	35.05	34.56	355	201	Peak	VERTICAL
5	5937.90	67.58	68.20	-0.62	59.29	7.75	35.10	34.56	355	201	Peak	VERTICAL

Note: Both antenna polarizations have been tested and only the worst case was recorded in test report.

Temperature	22°C	Humidity	56%
Test Engineer	Nyle Chang & Peter Wu & Gary Chu & DK Chang & Eddie Weng & Stim Song & Brain Sun	Configurations	IEEE 802.11ac MCS0/Nss1 VHT80 CH 42, 155 / Chain 1 + Chain 2 + Chain 3 + Chain 4
Test Mode	Mode 3		

Channel 42

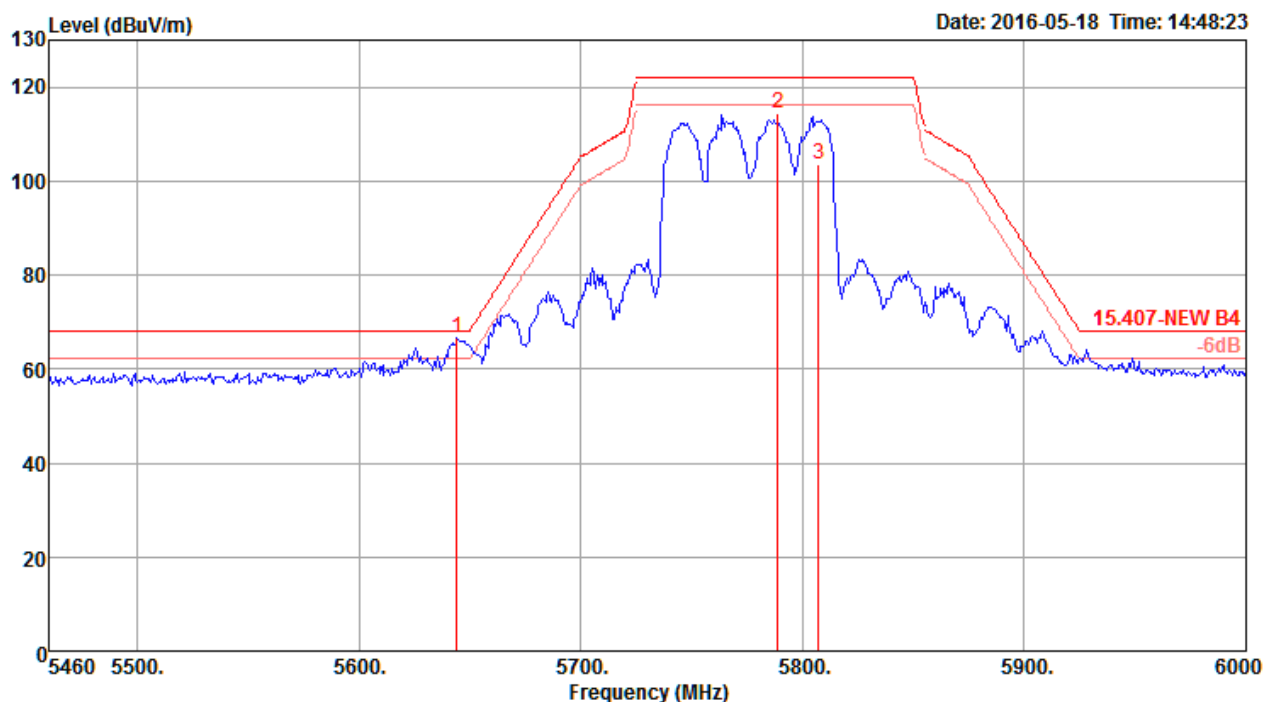


	Freq	Level	Limit	Over	Read	Cable	Antenna	Preamp	T/Pos	A/Pos	Remark	Pol/Phase
	MHz	dBuV/m	dBuV/m	dB	dBuV	dB	dB/m	dB	deg	cm		
1	5149.10	70.13	74.00	-3.87	63.39	7.90	33.31	34.47	354	193	Peak	VERTICAL
2	5150.00	52.86	54.00	-1.14	46.12	7.90	33.31	34.47	354	193	Average	VERTICAL
3	5172.18	110.39			103.56	7.95	33.35	34.47	354	193	Peak	VERTICAL
4	5187.56	99.96			93.07	7.98	33.38	34.47	354	193	Average	VERTICAL
5	5354.87	60.50	74.00	-13.50	53.48	7.88	33.61	34.47	354	193	Peak	VERTICAL
6	5356.15	47.60	54.00	-6.40	40.58	7.88	33.61	34.47	354	193	Average	VERTICAL

Item 3, 4 are the fundamental frequency at 5210 MHz.

Note: Both antenna polarizations have been tested and only the worst case was recorded in test report.

Channel 155



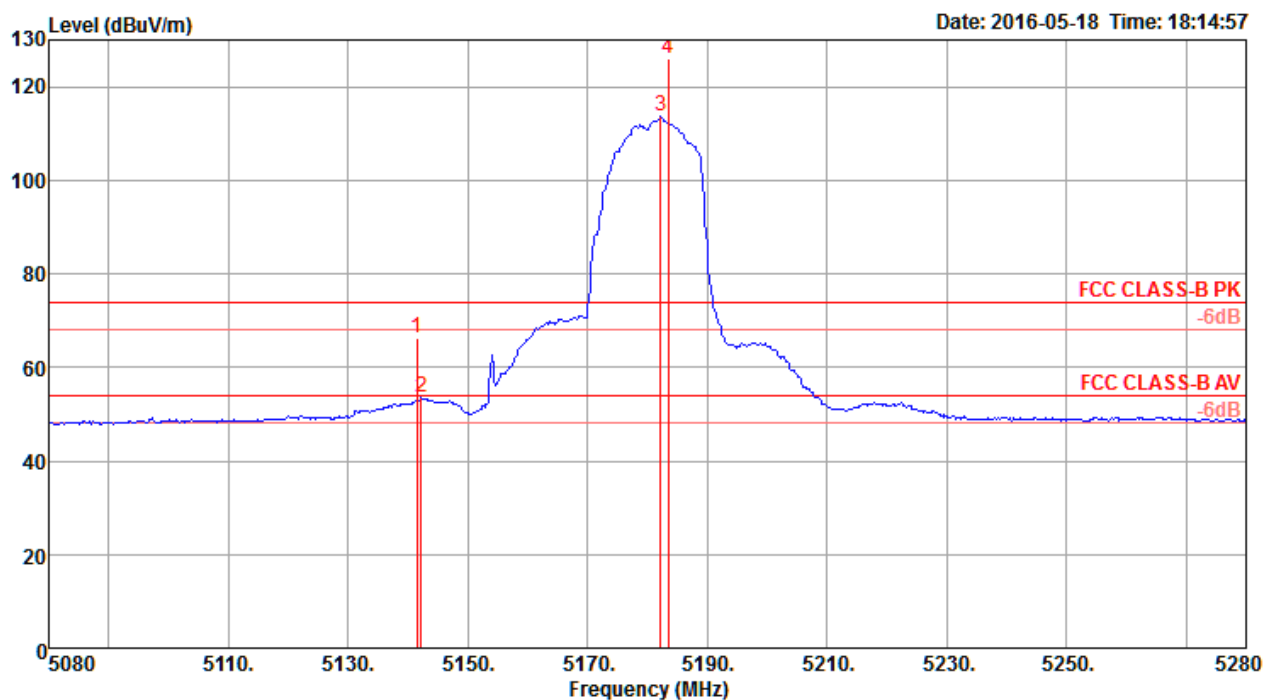
	Freq	Level	Limit	Over	Read	Cable	Antenna	Preamp	T/Pos	A/Pos	Remark	Pol/Phase
	MHz	dBuV/m	dBuV/m	dB	dBuV	dB	dB/m	dB	deg	cm		
1	5644.14	66.65	68.20	-1.55	58.98	7.92	34.25	34.50	338	166	Peak	HORIZONTAL
2	5788.85	114.29			106.29	7.83	34.70	34.53	338	166	Peak	HORIZONTAL
3	5807.02	103.74			95.70	7.82	34.75	34.53	338	166	Average	HORIZONTAL

Item 2, 3 are the fundamental frequency at 5775 MHz.

Note: Both antenna polarizations have been tested and only the worst case was recorded in test report.

Temperature	22°C	Humidity	56%
Test Engineer	Nyle Chang & Peter Wu & Gary Chu & DK Chang & Eddie Weng & Stim Song & Brain Sun	Configurations	IEEE 802.11ac MCS0/Nss2 VHT20 CH 36, 40, 48 / Chain 1 + Chain 2 + Chain 3 + Chain 4
Test Mode	Mode 3		

Channel 36

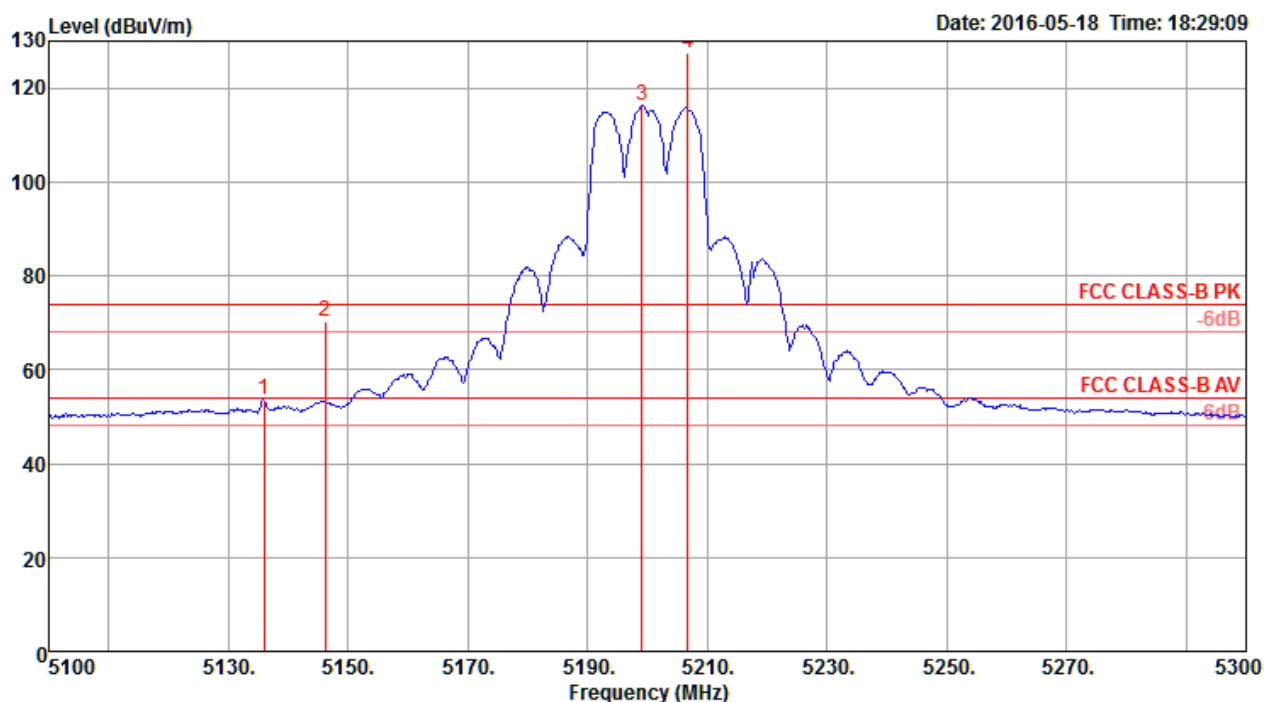


	Freq	Level	Limit	Over	Read	Cable	Antenna	Preamp	T/Pos	A/Pos	Remark	Pol/Phase
	MHz	dBuV/m	dBuV/m	dB	dBuV	dB	dB/m	dB	deg	cm		
1	5141.54	66.25	74.00	-7.75	59.55	7.88	33.29	34.47	1	189	Peak	VERTICAL
2	5142.18	53.63	54.00	-0.37	46.89	7.90	33.31	34.47	1	189	Average	VERTICAL
3	5182.24	113.80			106.97	7.95	33.35	34.47	1	189	Average	VERTICAL
4	5183.53	126.03			119.20	7.95	33.35	34.47	1	189	Peak	VERTICAL

Item 3, 4 are the fundamental frequency at 5180 MHz.

Note: Both antenna polarizations have been tested and only the worst case was recorded in test report.

Channel 40

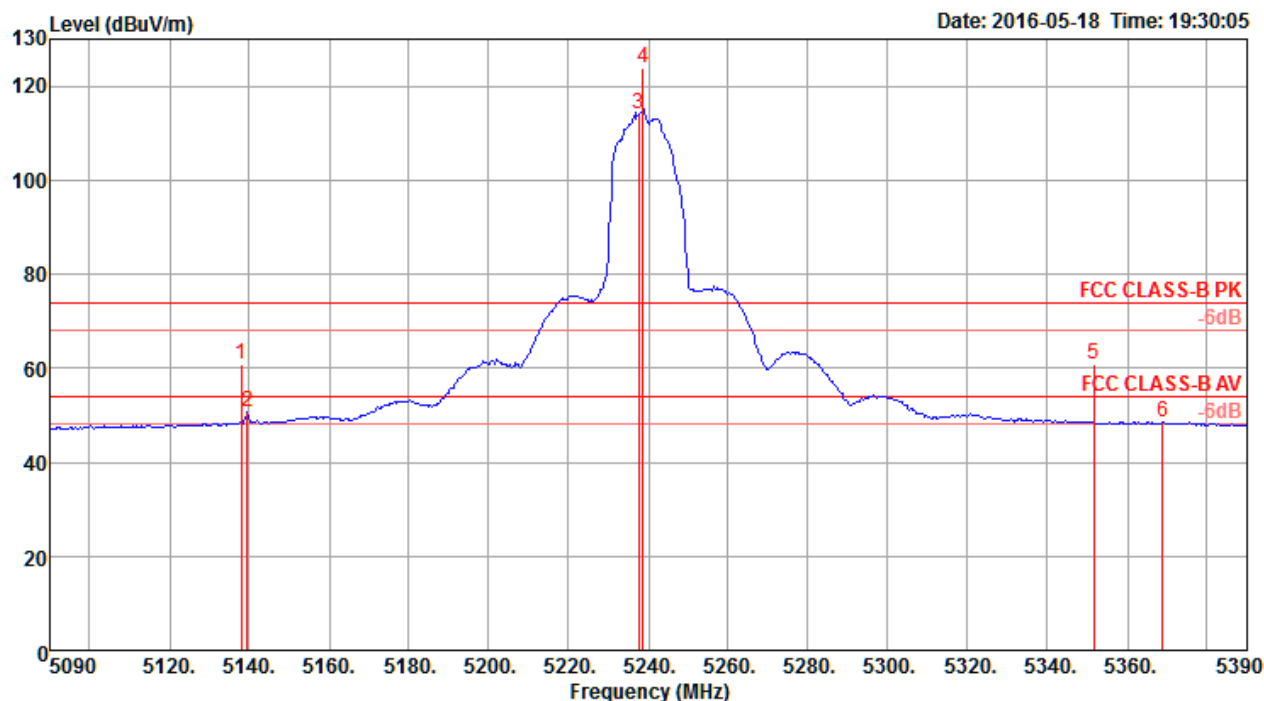


	Freq	Level	Limit	Over	Read	Cable	Antenna	Preamp	T/Pos	A/Pos	Remark	Pol/Phase
	MHz	dBuV/m	dBuV/m	dB	dBuV	dB	dB/m	dB	deg	cm		
1	5135.90	53.55	54.00	-0.45	46.85	7.88	33.29	34.47	351	183	Average	HORIZONTAL
2	5146.15	70.39	74.00	-3.61	63.65	7.90	33.31	34.47	351	183	Peak	HORIZONTAL
3	5199.04	116.16			109.27	7.98	33.38	34.47	351	183	Average	HORIZONTAL
4	5206.73	127.40			120.50	7.97	33.40	34.47	351	183	Peak	HORIZONTAL

Item 3, 4 are the fundamental frequency at 5200 MHz.

Note: Both antenna polarizations have been tested and only the worst case was recorded in test report.

Channel 48



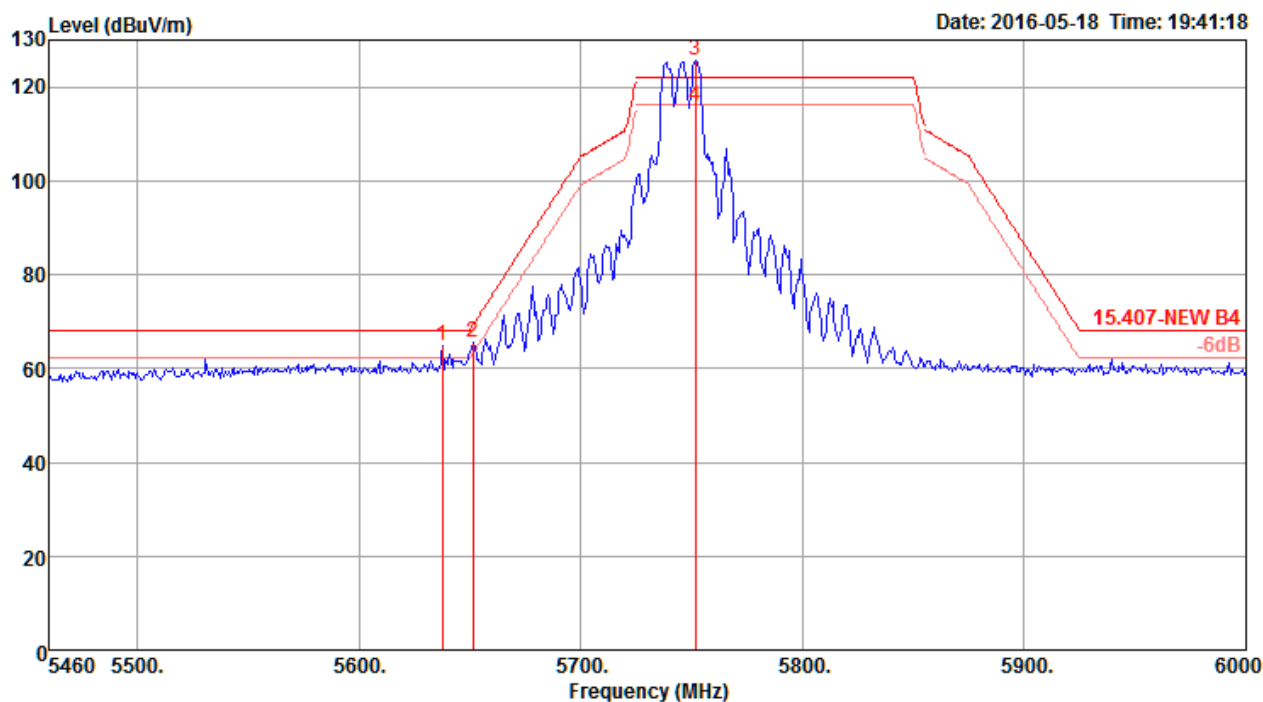
	Freq	Level	Limit	Over	Read	CableAntenna	Preamp	T/Pos	A/Pos	Remark	Pol/Phase
	MHz	dBuV/m	dBuV/m	dB	dBuV	dB	dB/m	deg	cm		
1	5138.08	60.96	74.00	-13.04	54.26	7.88	33.29	34.47	3	193 Peak	VERTICAL
2	5139.52	50.56	54.00	-3.44	43.86	7.88	33.29	34.47	3	193 Average	VERTICAL
3	5237.60	114.23			107.31	7.95	33.44	34.47	3	193 Average	VERTICAL
4	5238.56	123.95			117.03	7.95	33.44	34.47	3	193 Peak	VERTICAL
5	5351.54	60.94	74.00	-13.06	53.93	7.89	33.59	34.47	3	193 Peak	VERTICAL
6	5368.85	48.63	54.00	-5.37	41.61	7.88	33.61	34.47	3	193 Average	VERTICAL

Item 3, 4 are the fundamental frequency at 5240 MHz.

Note: Both antenna polarizations have been tested and only the worst case was recorded in test report.

Temperature	22°C	Humidity	56%
Test Engineer	Nyle Chang & Peter Wu & Gary Chu & DK Chang & Eddie Weng & Stim Song & Brain Sun	Configurations	IEEE 802.11ac MCS0/Nss2 VHT20 CH 149, 157, 165 / Chain 1 + Chain 2 + Chain 3 + Chain 4
Test Mode	Mode 3		

Channel 149

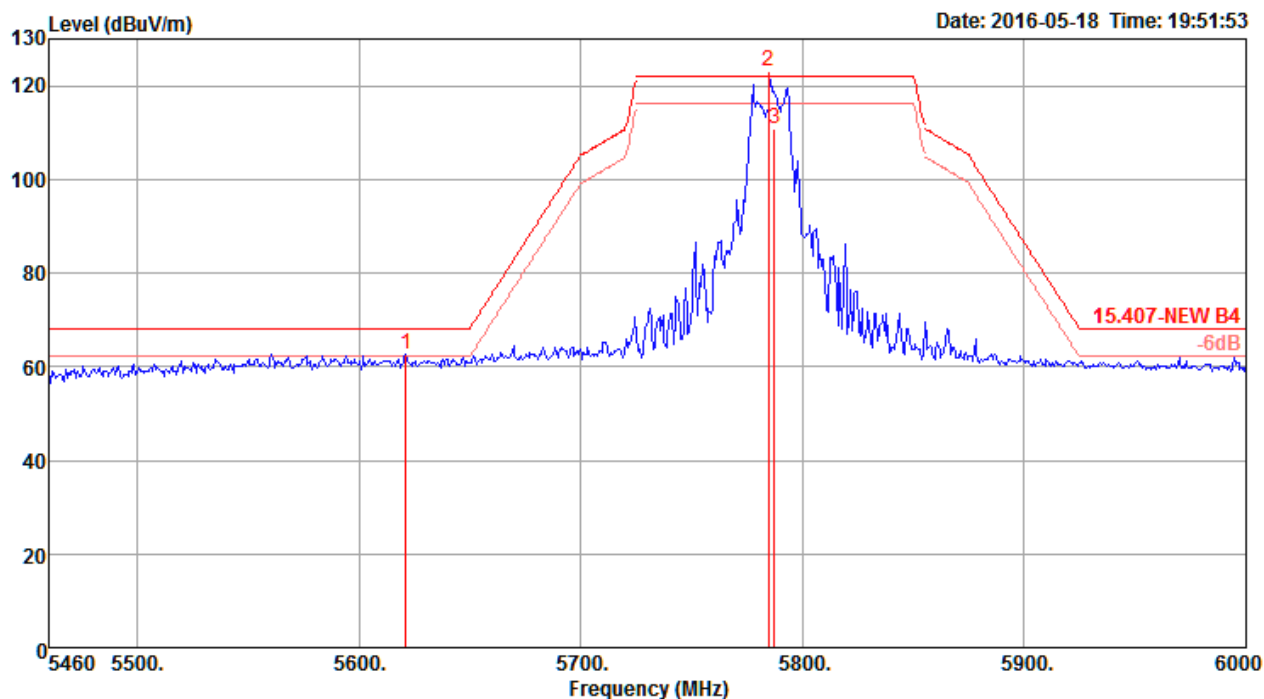


	Freq	Level	Limit	Over	Read	CableAntenna	Preamp	T/Pos	A/Pos	Remark	Pol/Phase
	MHz	dBuV/m	dBuV/m	dB	dBuV	dB	dB/m	dB	deg	cm	
1	5637.66	64.80	68.20	-3.40	57.17	7.93	34.20	34.50	351	189 Peak	HORIZONTAL
2	5651.16	65.72	69.06	-3.34	58.05	7.92	34.25	34.50	351	189 Peak	HORIZONTAL
3	5751.64	125.62			117.73	7.86	34.55	34.52	351	189 Peak	HORIZONTAL
4	5751.64	115.75			107.86	7.86	34.55	34.52	351	189 Average	HORIZONTAL

Item 3, 4 are the fundamental frequency at 5745 MHz.

Note: Both antenna polarizations have been tested and only the worst case was recorded in test report.

Channel 157

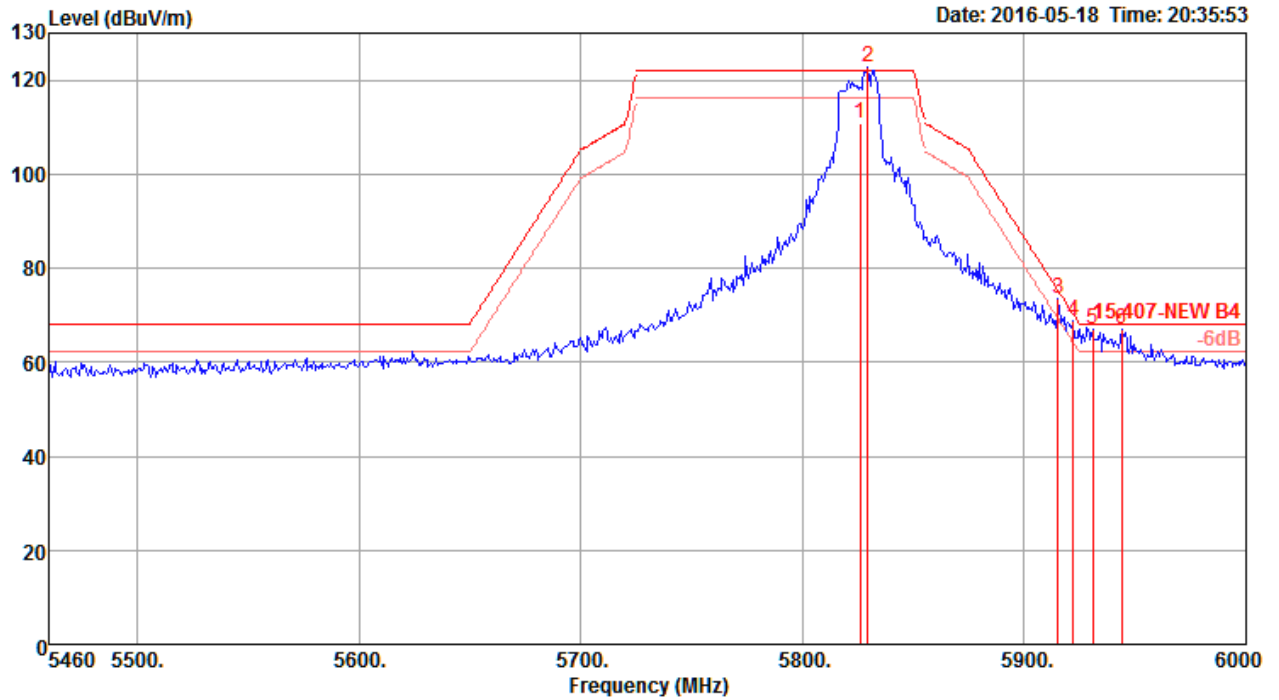


	Freq	Level	Limit	Over	Read	Cable	Antenna	Preamp	T/Pos	A/Pos	Remark	Pol/Phase
	MHz	dBuV/m	dBuV/m	dB	dBuV	dB	dB/m	dB	deg	cm		
1	5620.92	62.57	68.20	-5.63	54.98	7.94	34.15	34.50	5	182	Peak	HORIZONTAL
2	5784.52	123.18			115.22	7.84	34.65	34.53	5	182	Peak	HORIZONTAL
3	5787.12	110.71			102.75	7.84	34.65	34.53	5	182	Average	HORIZONTAL

Item 2, 3 are the fundamental frequency at 5785 MHz.

Note: Both antenna polarizations have been tested and only the worst case was recorded in test report.

Channel 165



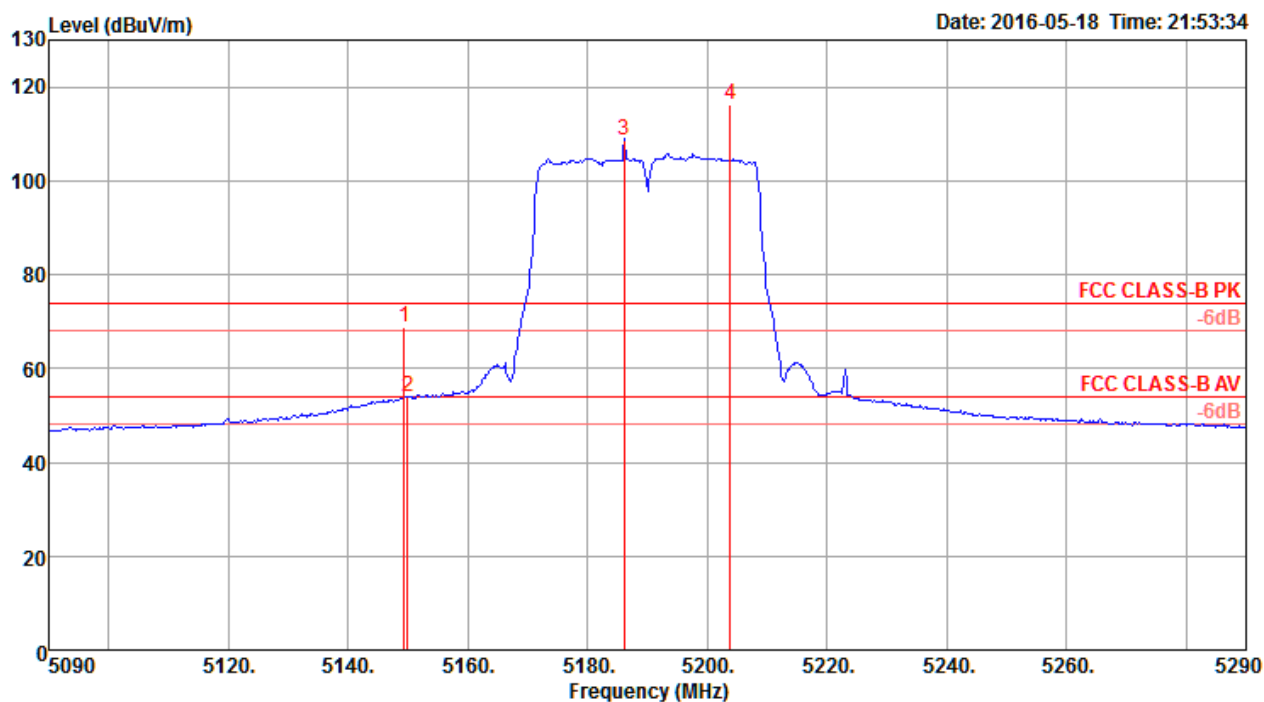
	Freq	Level	Limit	Over	Read	CableAntenna	Preamp	T/Pos	A/Pos	Remark	Pol/Phase
	MHz	dBuV/m	dBuV/m	dB	dBuV	dB	dB/m	dB	deg	cm	
1	5826.06	110.75			102.68	7.81	34.80	34.54	1	186 Average	VERTICAL
2	5829.36	122.88			114.81	7.81	34.80	34.54	1	186 Peak	VERTICAL
3	5915.22	73.67	75.41	-1.74	65.41	7.76	35.05	34.55	1	186 Peak	VERTICAL
4	5922.24	68.96	70.23	-1.27	60.71	7.76	35.05	34.56	1	186 Peak	VERTICAL
5	5930.88	67.16	68.20	-1.04	58.87	7.75	35.10	34.56	1	186 Peak	VERTICAL
6	5943.84	66.82	68.20	-1.38	58.49	7.74	35.15	34.56	1	186 Peak	VERTICAL

Item 1, 2 are the fundamental frequency at 5825 MHz.

Note: Both antenna polarizations have been tested and only the worst case was recorded in test report.

Temperature	22°C	Humidity	56%
Test Engineer	Nyle Chang & Peter Wu & Gary Chu & DK Chang & Eddie Weng & Stim Song & Brain Sun	Configurations	IEEE 802.11ac MCS0/Nss2 VHT40 CH 38, 46 / Chain 1 + Chain 2 + Chain 3 + Chain 4
Test Mode	Mode 3		

Channel 38

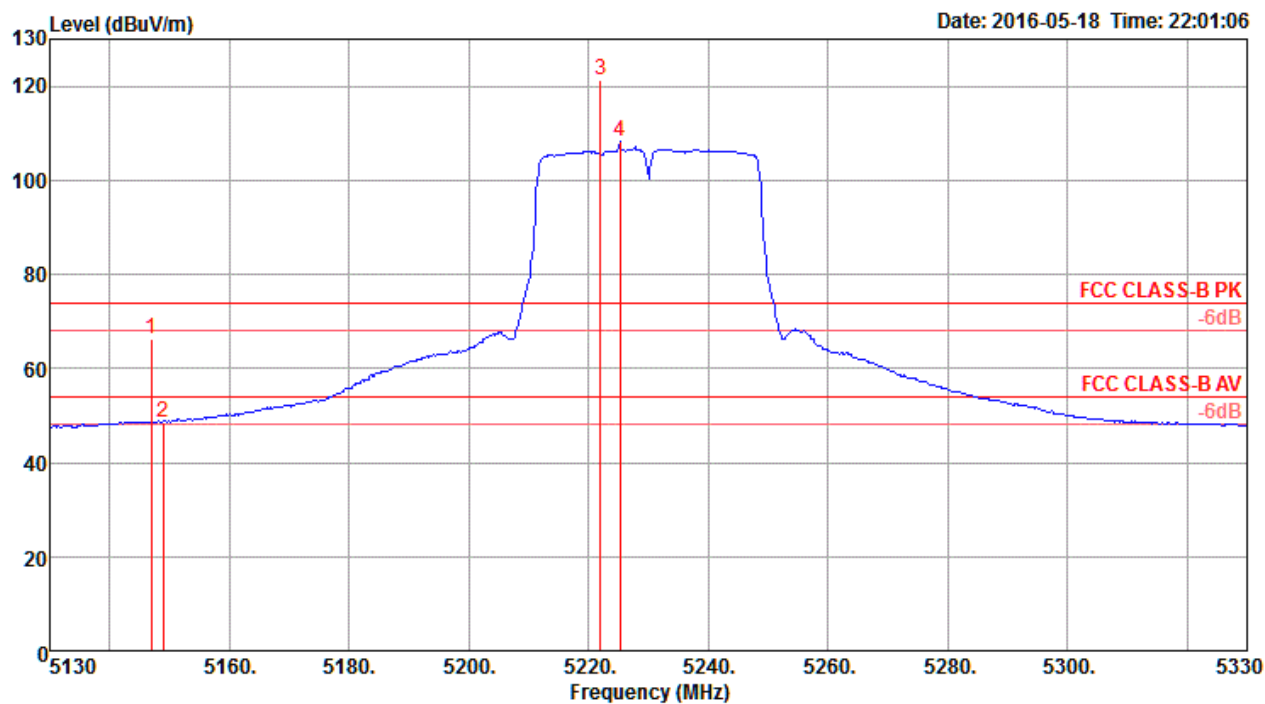


	Freq	Level	Limit	Over	Read	Cable	Antenna	Preamp	T/Pos	A/Pos	Remark	Pol/Phase
	MHz	dBuV/m	dBuV/m	dB	dBuV	dB	dB/m	dB	deg	cm		
1	5149.30	68.73	74.00	-5.27	61.99	7.90	33.31	34.47	11	168	Peak	VERTICAL
2	5150.00	53.94	54.00	-0.06	47.20	7.90	33.31	34.47	11	168	Average	VERTICAL
3	5186.15	108.80			101.97	7.95	33.35	34.47	11	168	Average	VERTICAL
4	5203.78	116.41			109.51	7.97	33.40	34.47	11	168	Peak	VERTICAL

Item 3, 4 are the fundamental frequency at 5190 MHz.

Note: Both antenna polarizations have been tested and only the worst case was recorded in test report.

Channel 46



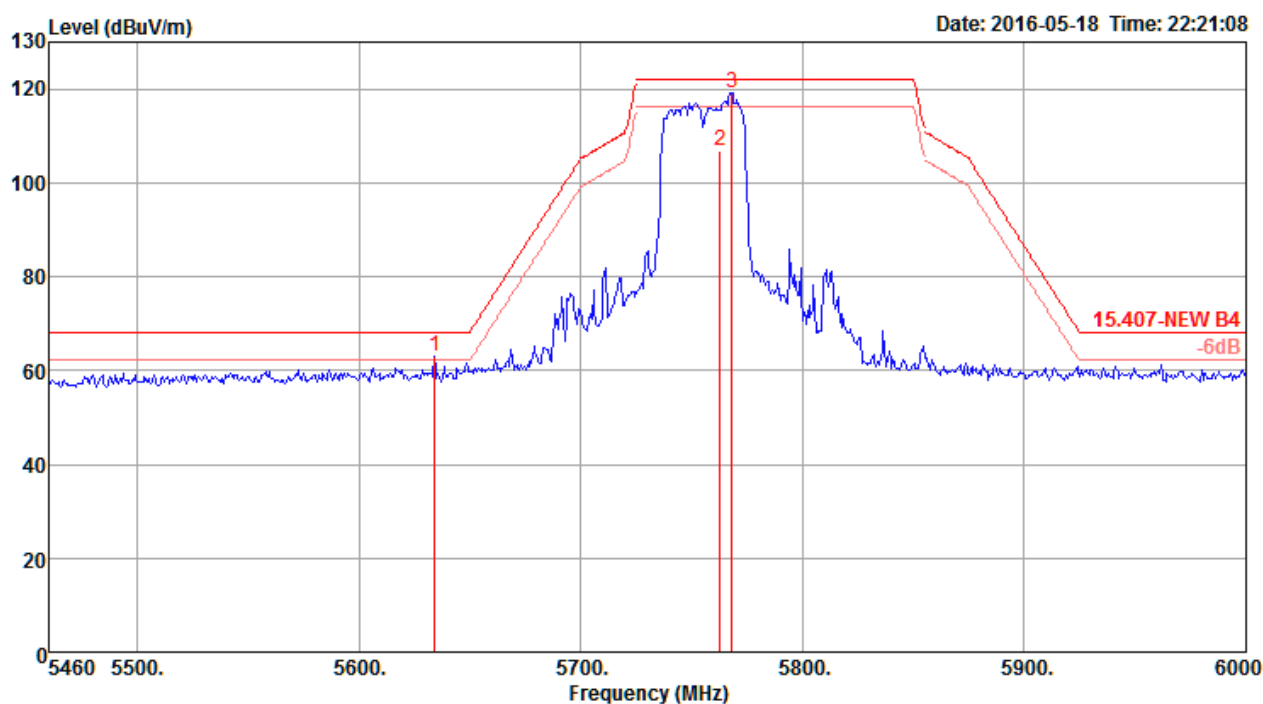
	Freq	Level	Limit	Over	Read	CableAntenna	Preamp	T/Pos	A/Pos	Remark	Pol/Phase
	MHz	dBuV/m	dBuV/m	dB	dBuV	dB	dB/m	dB	deg	cm	
1	5146.99	66.29	74.00	-7.71	59.55	7.90	33.31	34.47	12	190 Peak	VERTICAL
2	5148.91	48.60	54.00	-5.40	41.86	7.90	33.31	34.47	12	190 Average	VERTICAL
3	5221.99	121.24			114.33	7.96	33.42	34.47	12	190 Peak	VERTICAL
4	5225.19	108.14			101.23	7.96	33.42	34.47	12	190 Average	VERTICAL

Item 3, 4 are the fundamental frequency at 5230 MHz.

Note: Both antenna polarizations have been tested and only the worst case was recorded in test report.

Temperature	22°C	Humidity	56%
Test Engineer	Nyle Chang & Peter Wu & Gary Chu & DK Chang & Eddie Weng & Stim Song & Brain Sun	Configurations	IEEE 802.11ac MCS0/Nss2 VHT40 CH 151, 159 / Chain 1 + Chain 2 + Chain 3 + Chain 4
Test Mode	Mode 3		

Channel 151

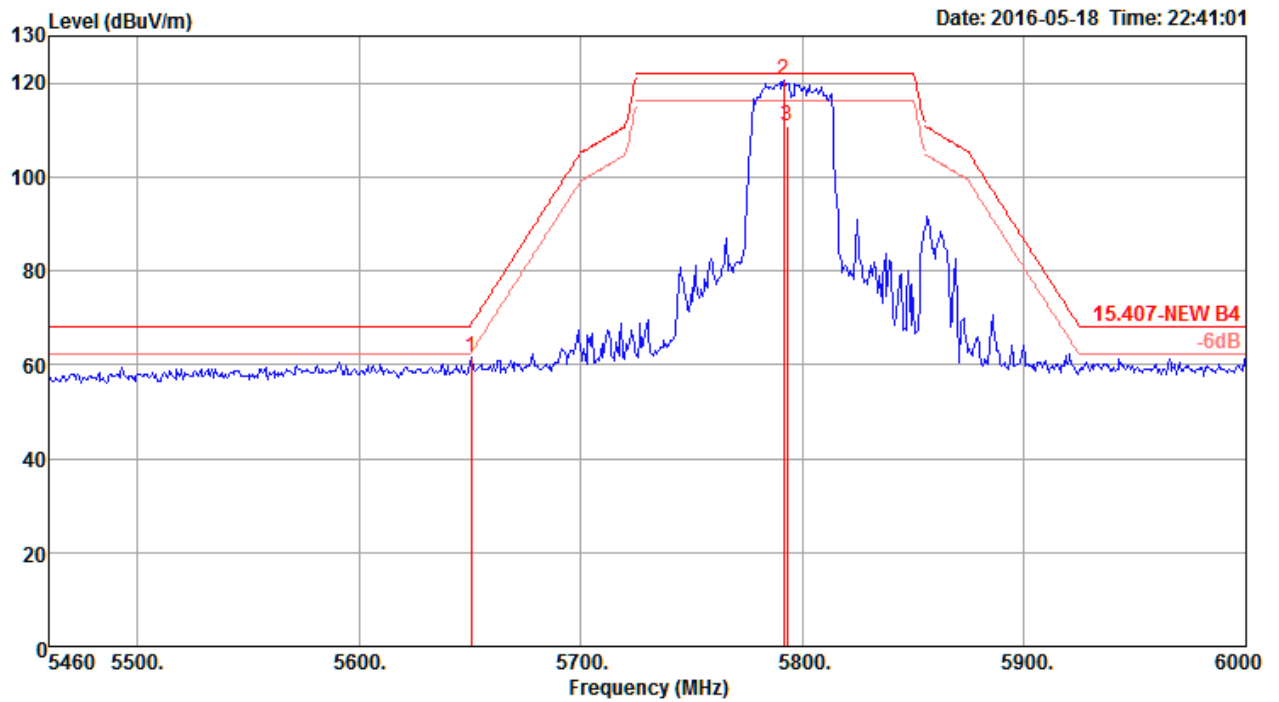


	Freq	Level	Limit	Over	Read	Cable	Antenna	Preamp	T/Pos	A/Pos	Remark	Pol/Phase
	MHz	dBuV/m	dBuV/m	dB	dBuV	dB	dB/m	dB	deg	cm		
1	5633.88	63.08	68.20	-5.12	55.45	7.93	34.20	34.50	359	182	Peak	VERTICAL
2	5762.89	106.81			98.88	7.85	34.60	34.52	359	182	Average	VERTICAL
3	5768.08	119.13			111.21	7.85	34.60	34.53	359	182	Peak	VERTICAL

Item 2, 3 are the fundamental frequency at 5755 MHz.

Note: Both antenna polarizations have been tested and only the worst case was recorded in test report.

Channel 159



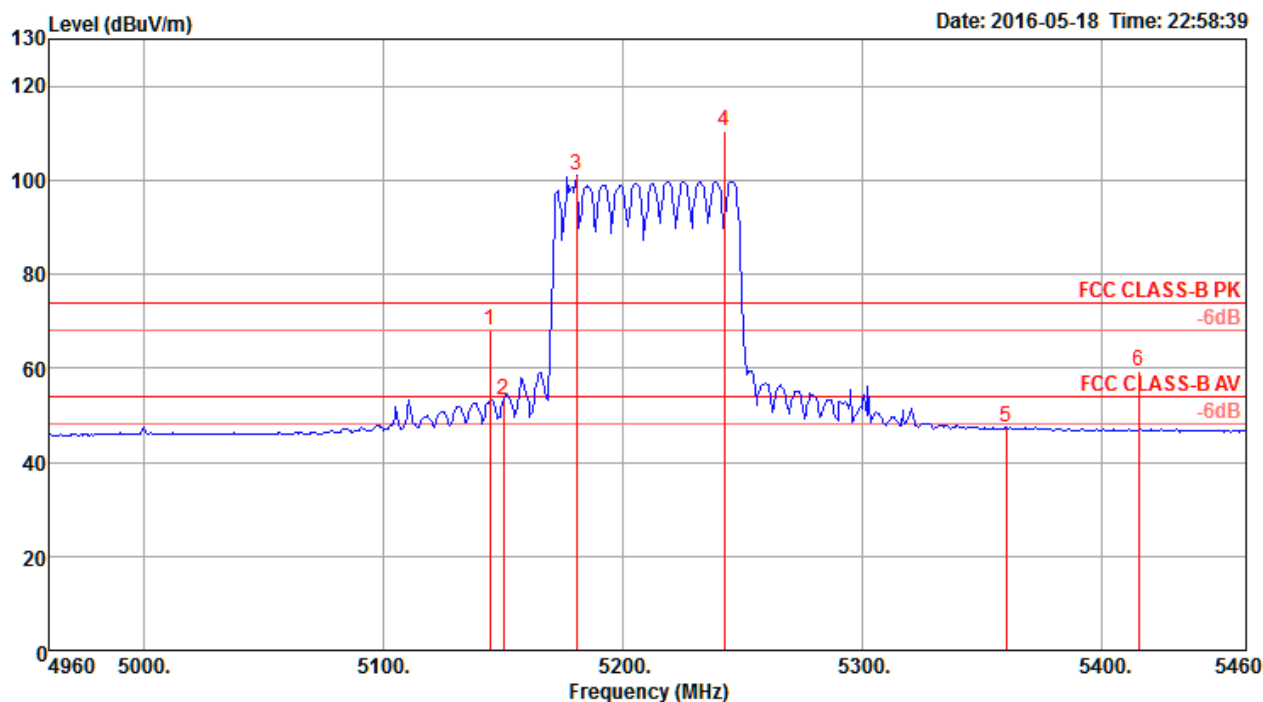
	Freq	Level	Limit	Over	Read	CableAntenna	Preamp	T/Pos	A/Pos	Remark	Pol/Phase
	MHz	dBuV/m	dBuV/m	dB	dBuV	dB	dB/m	dB	deg	cm	
1	5650.62	61.56	68.66	-7.10	53.89	7.92	34.25	34.50	353	179	Peak
2	5791.56	120.43			112.43	7.83	34.70	34.53	353	179	Peak
3	5793.17	110.70			102.70	7.83	34.70	34.53	353	179	Average

Item 2, 3 are the fundamental frequency at 5795 MHz.

Note: Both antenna polarizations have been tested and only the worst case was recorded in test report.

Temperature	22°C	Humidity	56%
Test Engineer	Nyle Chang & Peter Wu & Gary Chu & DK Chang & Eddie Weng & Stim Song & Brain Sun	Configurations	IEEE 802.11ac MCS0/Nss2 VHT80 CH 42, 155 / Chain 1 + Chain 2 + Chain 3 + Chain 4
Test Mode	Mode 3		

Channel 42

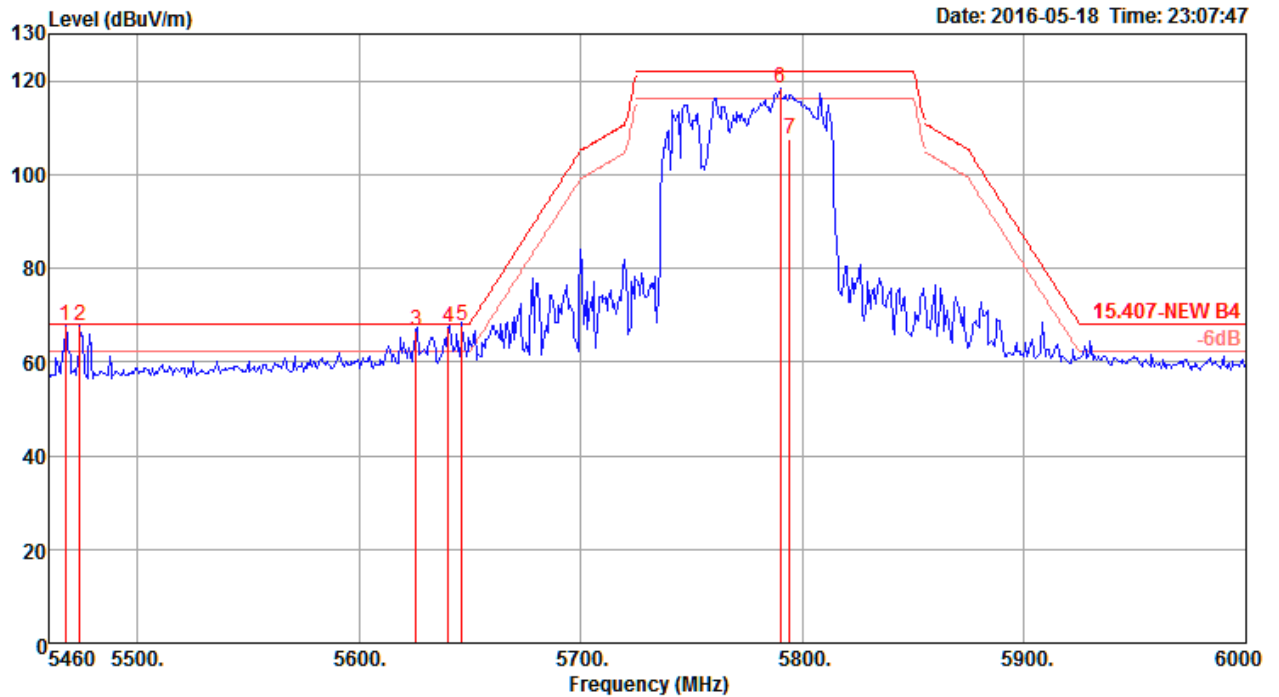


	Freq	Level	Limit	Over	Read	Cable	Antenna	Preamp	T/Pos	A/Pos	Remark	Pol/Phase
	MHz	dBuV/m	dBuV/m	dB	dBuV	dB	dB/m	dB	deg	cm		
1	5144.30	68.17	74.00	-5.83	61.43	7.90	33.31	34.47	360	192	Peak	HORIZONTAL
2	5150.00	53.27	54.00	-0.73	46.53	7.90	33.31	34.47	360	192	Average	HORIZONTAL
3	5180.35	101.09			94.26	7.95	33.35	34.47	360	192	Average	HORIZONTAL
4	5242.05	110.61			103.69	7.95	33.44	34.47	360	192	Peak	HORIZONTAL
5	5359.84	47.38	54.00	-6.62	40.36	7.88	33.61	34.47	360	192	Average	HORIZONTAL
6	5415.13	59.44	74.00	-14.56	52.37	7.87	33.67	34.47	360	192	Peak	HORIZONTAL

Item 3, 4 are the fundamental frequency at 5210 MHz.

Note: Both antenna polarizations have been tested and only the worst case was recorded in test report.

Channel 155



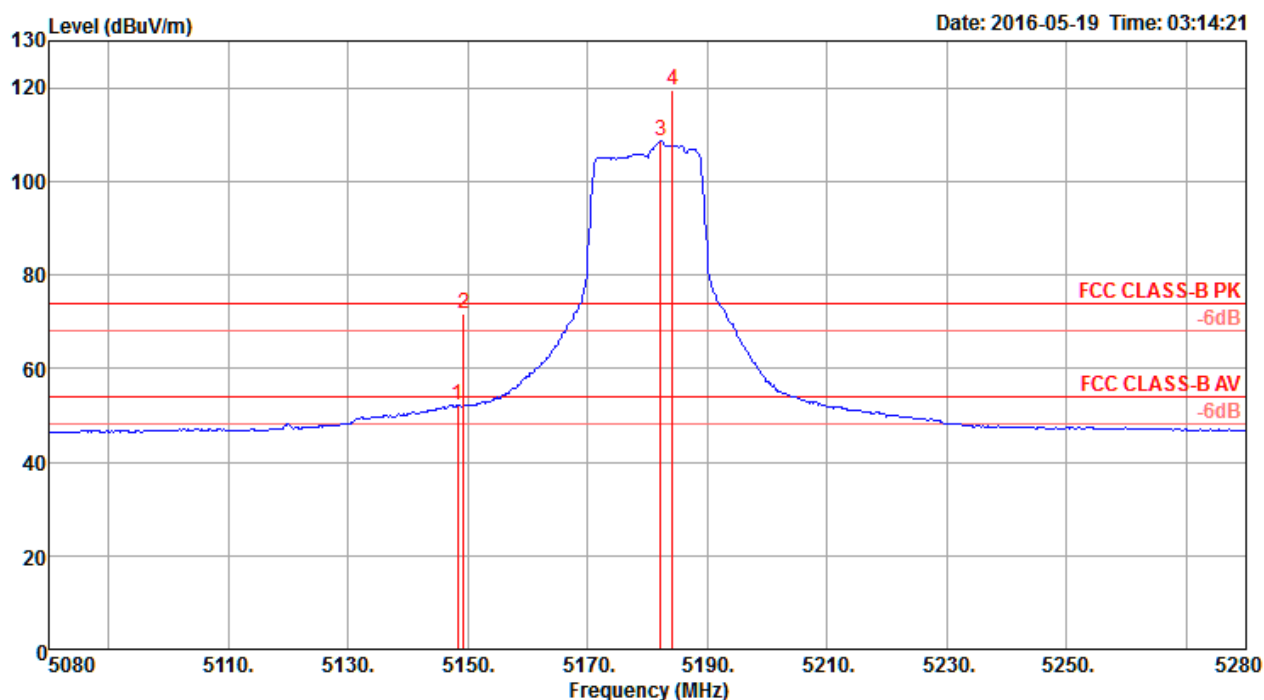
	Freq	Level	Limit	Over	Read	CableAntenna	Preamp	T/Pos	A/Pos	Remark	Pol/Phase
	MHz	dBuV/m	dBuV/m	dB	dBuV	dB	dB/m	dB	deg	cm	
1	5467.56	67.56	68.20	-0.64	60.37	7.90	33.76	34.47	359	179 Peak	HORIZONTAL
2	5474.04	67.67	68.20	-0.53	60.48	7.90	33.76	34.47	359	179 Peak	HORIZONTAL
3	5625.78	66.75	68.20	-1.45	59.12	7.93	34.20	34.50	359	179 Peak	HORIZONTAL
4	5640.36	67.52	68.20	-0.68	59.85	7.92	34.25	34.50	359	179 Peak	HORIZONTAL
5	5646.30	67.82	68.20	-0.38	60.15	7.92	34.25	34.50	359	179 Peak	HORIZONTAL
6	5789.94	118.28			110.28	7.83	34.70	34.53	359	179 Peak	HORIZONTAL
7	5794.04	107.58			99.58	7.83	34.70	34.53	359	179 Average	HORIZONTAL

Item 6, 7 are the fundamental frequency at 5775 MHz.

Note: Both antenna polarizations have been tested and only the worst case was recorded in test report.

Temperature	22°C	Humidity	56%
Test Engineer	Nyle Chang & Peter Wu & Gary Chu & DK Chang & Eddie Weng & Stim Song & Brain Sun	Configurations	IEEE 802.11ac MCS0/Nss3 VHT20 CH 36, 40, 48 / Chain 1 + Chain 2 + Chain 3 + Chain 4
Test Mode	Mode 3		

Channel 36

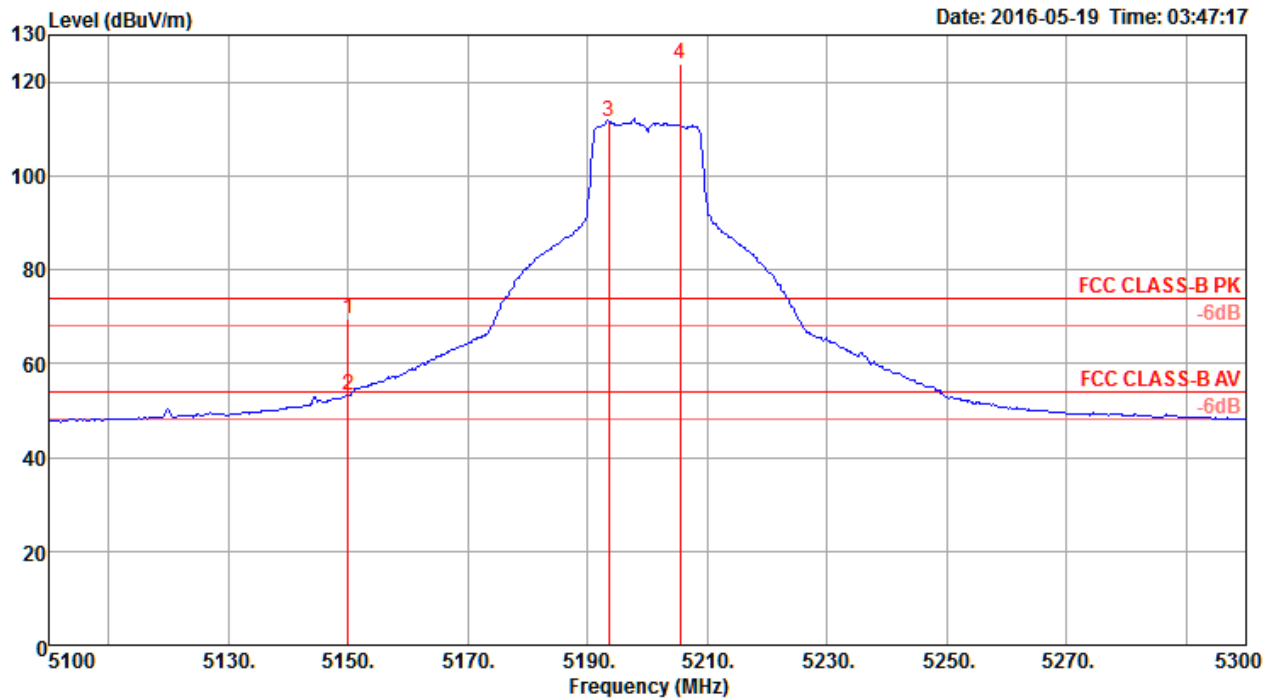


	Freq	Level	Limit	Over	Read	Cable	Antenna	Preamp	T/Pos	A/Pos	Remark	Pol/Phase
	MHz	dBuV/m	dBuV/m	dB	dBuV	dB	dB/m	dB	deg	cm		
1	5148.27	52.14	54.00	-1.86	45.40	7.90	33.31	34.47	0	186	Average	VERTICAL
2	5149.23	71.87	74.00	-2.13	65.13	7.90	33.31	34.47	0	186	Peak	VERTICAL
3	5182.24	108.74			101.91	7.95	33.35	34.47	0	186	Average	VERTICAL
4	5184.17	119.58			112.75	7.95	33.35	34.47	0	186	Peak	VERTICAL

Item 3, 4 are the fundamental frequency at 5180 MHz.

Note: Both antenna polarizations have been tested and only the worst case was recorded in test report.

Channel 40

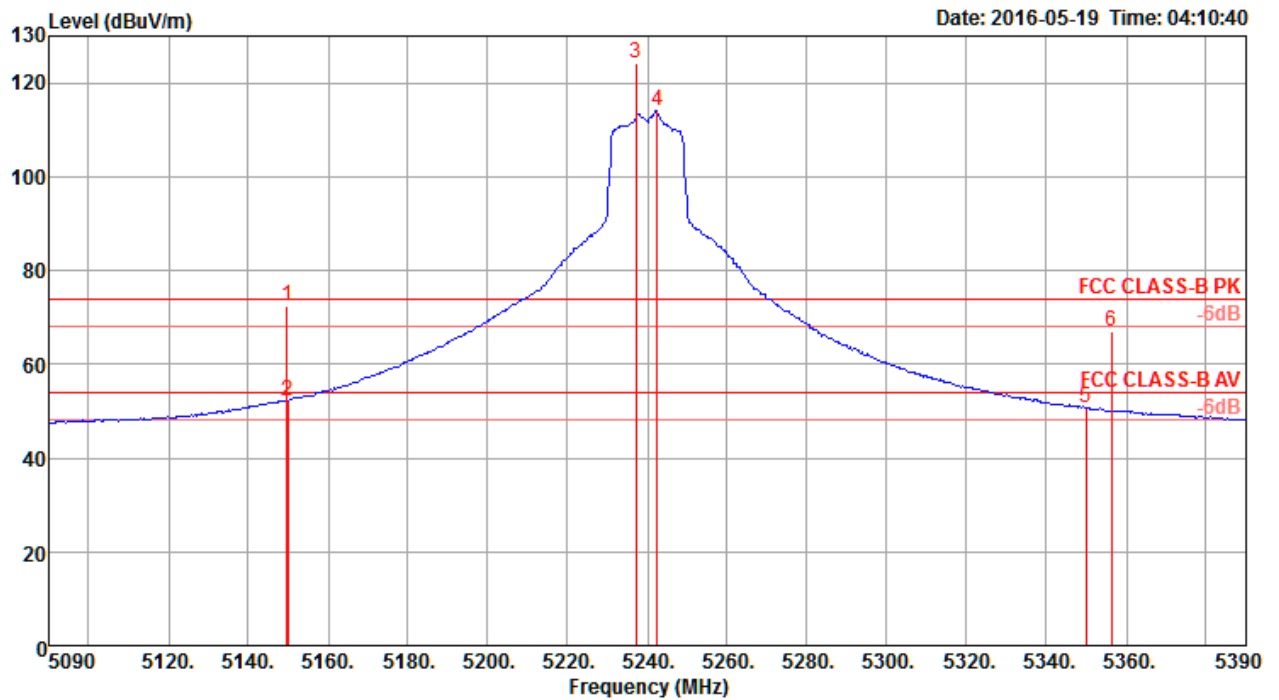


	Freq	Level	Limit	Over	Read	CableAntenna	Preamp	T/Pos	A/Pos	Remark	Pol/Phase
	MHz	dBuV/m	dBuV/m	dB	dBuV	dB	dB/m	dB	deg	cm	
1	5150.00	69.71	74.00	-4.29	62.97	7.90	33.31	34.47	358	185 Peak	VERTICAL
2	5150.00	53.11	54.00	-0.89	46.37	7.90	33.31	34.47	358	185 Average	VERTICAL
3	5193.59	111.68			104.79	7.98	33.38	34.47	358	185 Average	VERTICAL
4	5205.45	123.87			116.97	7.97	33.40	34.47	358	185 Peak	VERTICAL

Item 3, 4 are the fundamental frequency at 5200 MHz.

Note: Both antenna polarizations have been tested and only the worst case was recorded in test report.

Channel 48



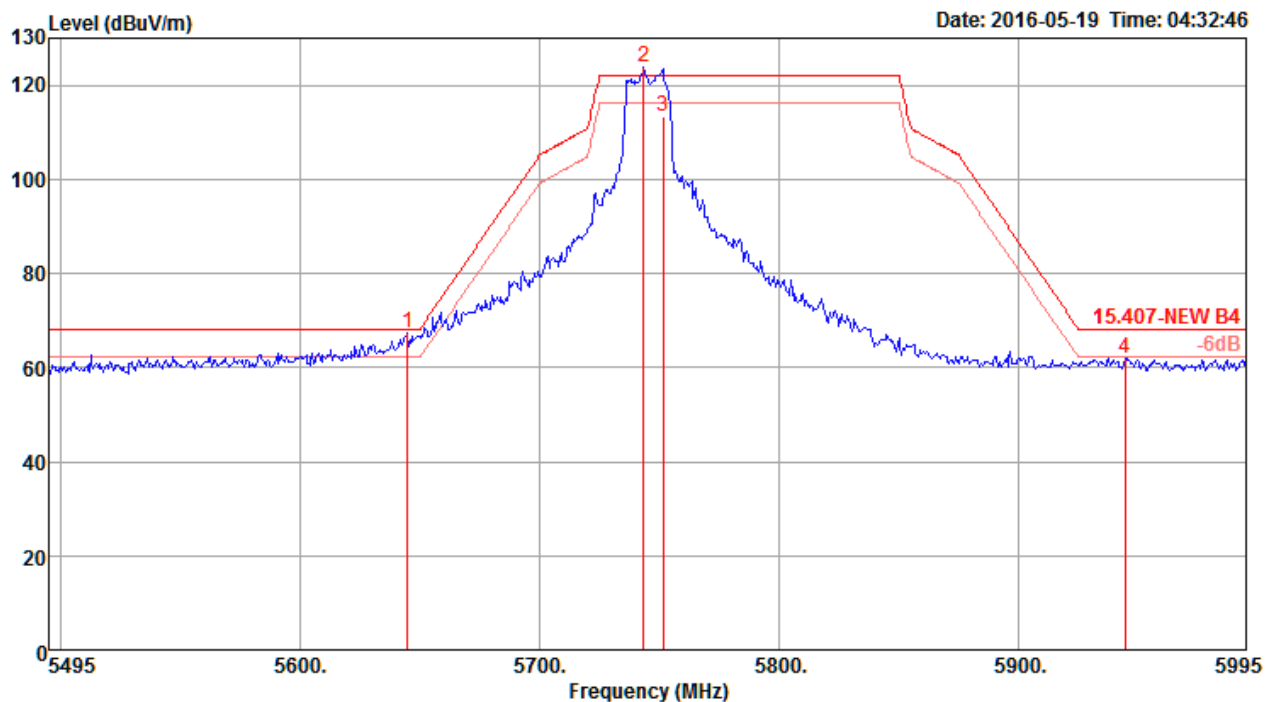
	Freq	Level	Limit	Over	Read	Cable	Antenna	Preamp	T/Pos	A/Pos	Remark	Pol/Phase
	MHz	dBuV/m	dBuV/m	dB	dBuV	dB	dB/m	dB	deg	cm		
1	5149.62	72.43	74.00	-1.57	65.69	7.90	33.31	34.47	4	185	Peak	VERTICAL
2	5150.00	52.12	54.00	-1.88	45.38	7.90	33.31	34.47	4	185	Average	VERTICAL
3	5237.12	124.27			117.35	7.95	33.44	34.47	4	185	Peak	VERTICAL
4	5242.40	114.06			107.14	7.95	33.44	34.47	4	185	Average	VERTICAL
5	5350.00	50.74	54.00	-3.26	43.73	7.89	33.59	34.47	4	185	Average	VERTICAL
6	5356.35	67.00	74.00	-7.00	59.98	7.88	33.61	34.47	4	185	Peak	VERTICAL

Item 3, 4 are the fundamental frequency at 5240 MHz.

Note: Both antenna polarizations have been tested and only the worst case was recorded in test report.

Temperature	22°C	Humidity	56%
Test Engineer	Nyle Chang & Peter Wu & Gary Chu & DK Chang & Eddie Weng & Stim Song & Brain Sun	Configurations	IEEE 802.11ac MCS0/Nss3 VHT20 CH 149, 157, 165 / Chain 1 + Chain 2 + Chain 3 + Chain 4
Test Mode	Mode 3		

Channel 149

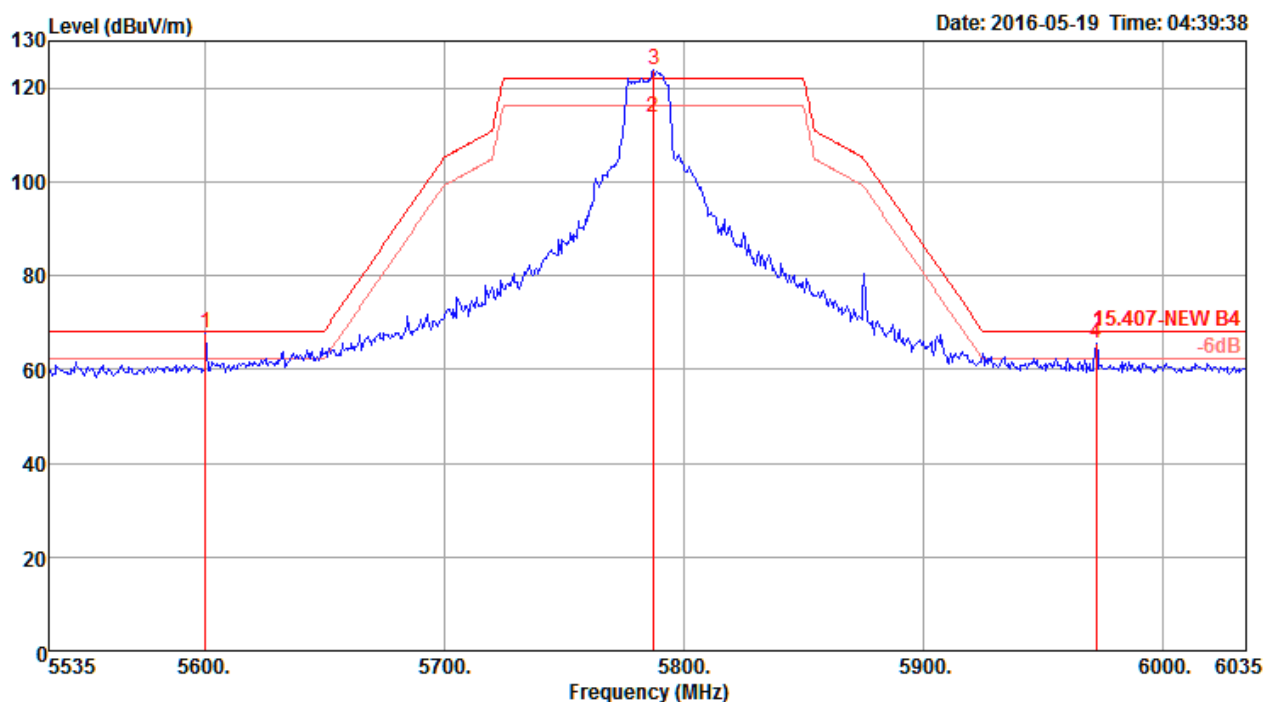


	Freq	Level	Limit	Over	Read	Cable	Antenna	Preamp	T/Pos	A/Pos	Remark	Pol/Phase
	MHz	dBuV/m	dBuV/m	dB	dBuV	dB	dB/m	dB	deg	cm		
1	5645.00	67.32	68.20	-0.88	59.65	7.92	34.25	34.50	354	187	Peak	HORIZONTAL
2	5743.50	123.68			115.79	7.86	34.55	34.52	354	187	Peak	HORIZONTAL
3	5751.41	113.23			105.34	7.86	34.55	34.52	354	187	Average	HORIZONTAL
4	5944.50	62.07	68.20	-6.13	53.74	7.74	35.15	34.56	354	187	Peak	HORIZONTAL

Item 2, 3 are the fundamental frequency at 5745 MHz.

Note: Both antenna polarizations have been tested and only the worst case was recorded in test report.

Channel 157

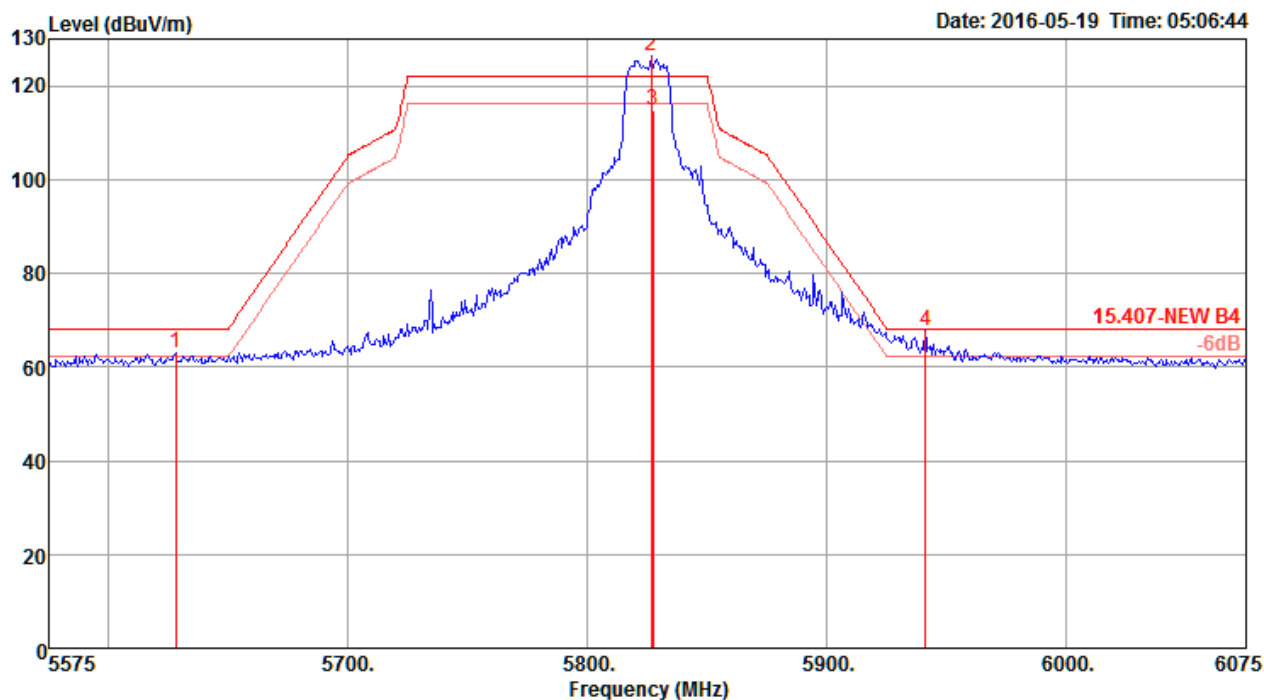


	Freq	Level	Limit	Over	Read	CableAntenna	Preamp	A/Pos	T/Pos	Remark	Pol/Phase
	MHz	dBuV/m	dBuV/m	dB	dBuV	dB	dB/m	dB	cm	deg	
1	5600.50	67.68	68.20	-0.52	60.12	7.95	34.10	34.49	185	1 Peak	VERTICAL
2	5787.40	113.78			105.82	7.84	34.65	34.53	185	1 Average	VERTICAL
3	5787.50	123.84			115.88	7.84	34.65	34.53	185	1 Peak	VERTICAL
4	5972.50	65.46	68.20	-2.74	57.09	7.73	35.20	34.56	185	1 Peak	VERTICAL

Item 2, 3 are the fundamental frequency at 5785 MHz.

Note: Both antenna polarizations have been tested and only the worst case was recorded in test report.

Channel 165



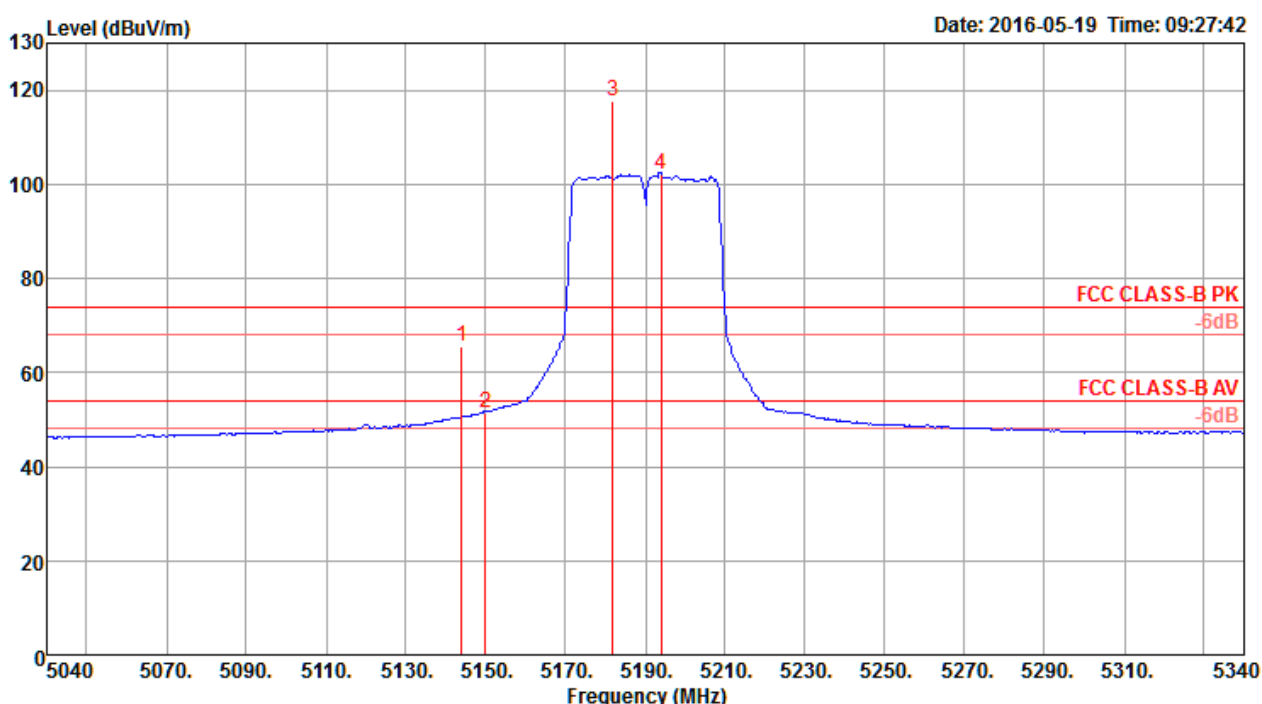
	Freq	Level	Limit	Over	Read	Cable	Antenna	Preamp	A/Pos	T/Pos	Remark	Pol/Phase
	MHz	dBuV/m	dBuV/m	dB	dBuV	dB	dB/m	dB	cm	deg		
1	5628.00	62.89	68.20	-5.31	55.26	7.93	34.20	34.50	177	349	Peak	HORIZONTAL
2	5826.50	126.41			118.34	7.81	34.80	34.54	177	349	Peak	HORIZONTAL
3	5827.40	114.96			106.89	7.81	34.80	34.54	177	349	Average	HORIZONTAL
4	5941.00	67.56	68.20	-0.64	59.27	7.75	35.10	34.56	177	349	Peak	HORIZONTAL

Item 2, 3 are the fundamental frequency at 5825 MHz.

Note: Both antenna polarizations have been tested and only the worst case was recorded in test report.

Temperature	22°C	Humidity	56%
Test Engineer	Nyle Chang & Peter Wu & Gary Chu & DK Chang & Eddie Weng & Stim Song & Brain Sun	Configurations	IEEE 802.11ac MCS0/Nss3 VHT40 CH 38, 46 / Chain 1 + Chain 2 + Chain 3 + Chain 4
Test Mode	Mode 3		

Channel 38

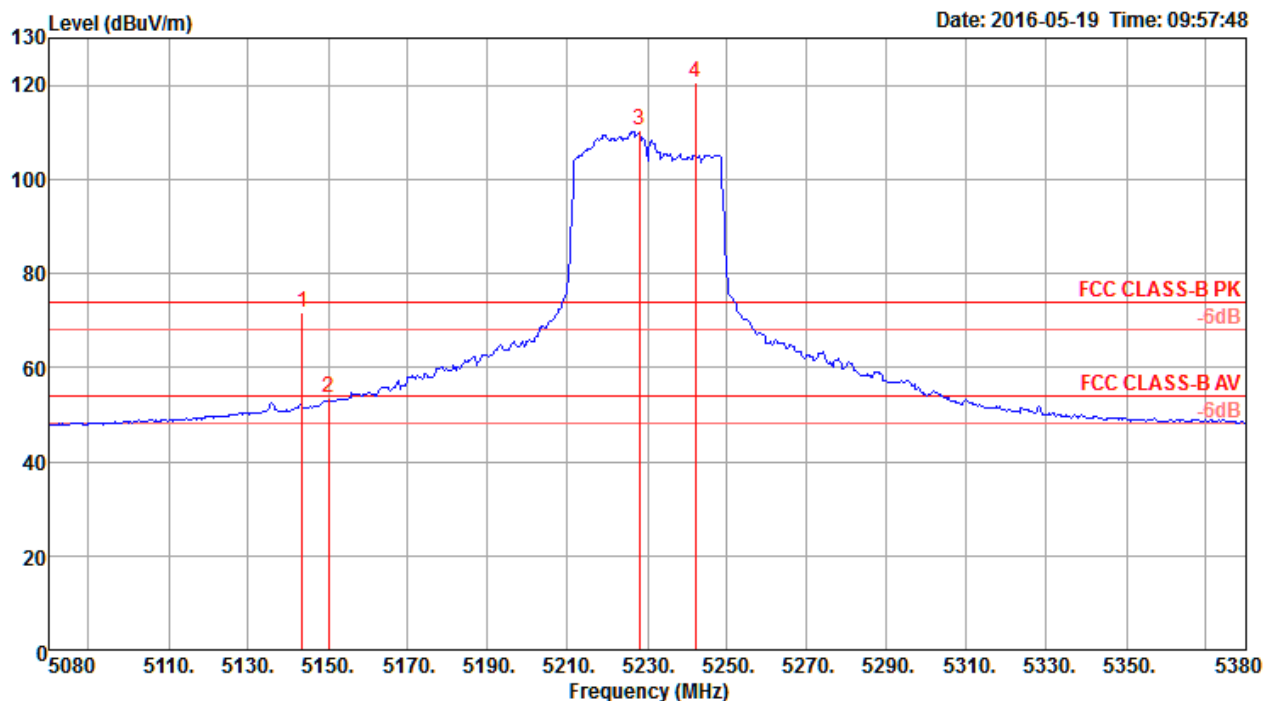


	Freq	Level	Limit	Over	Read	Cable	Antenna	Preamp	T/Pos	A/Pos	Remark	Pol/Phase
	MHz	dBuV/m	dBuV/m	dB	dBuV	dB	dB/m	dB	deg	cm		
1	5143.85	65.59	74.00	-8.41	58.85	7.90	33.31	34.47	13	197	Peak	VERTICAL
2	5150.00	51.42	54.00	-2.58	44.68	7.90	33.31	34.47	13	197	Average	VERTICAL
3	5181.83	117.59			110.76	7.95	33.35	34.47	13	197	Peak	VERTICAL
4	5193.85	102.01			95.12	7.98	33.38	34.47	13	197	Average	VERTICAL

Item 3, 4 are the fundamental frequency at 5190 MHz.

Note: Both antenna polarizations have been tested and only the worst case was recorded in test report.

Channel 46



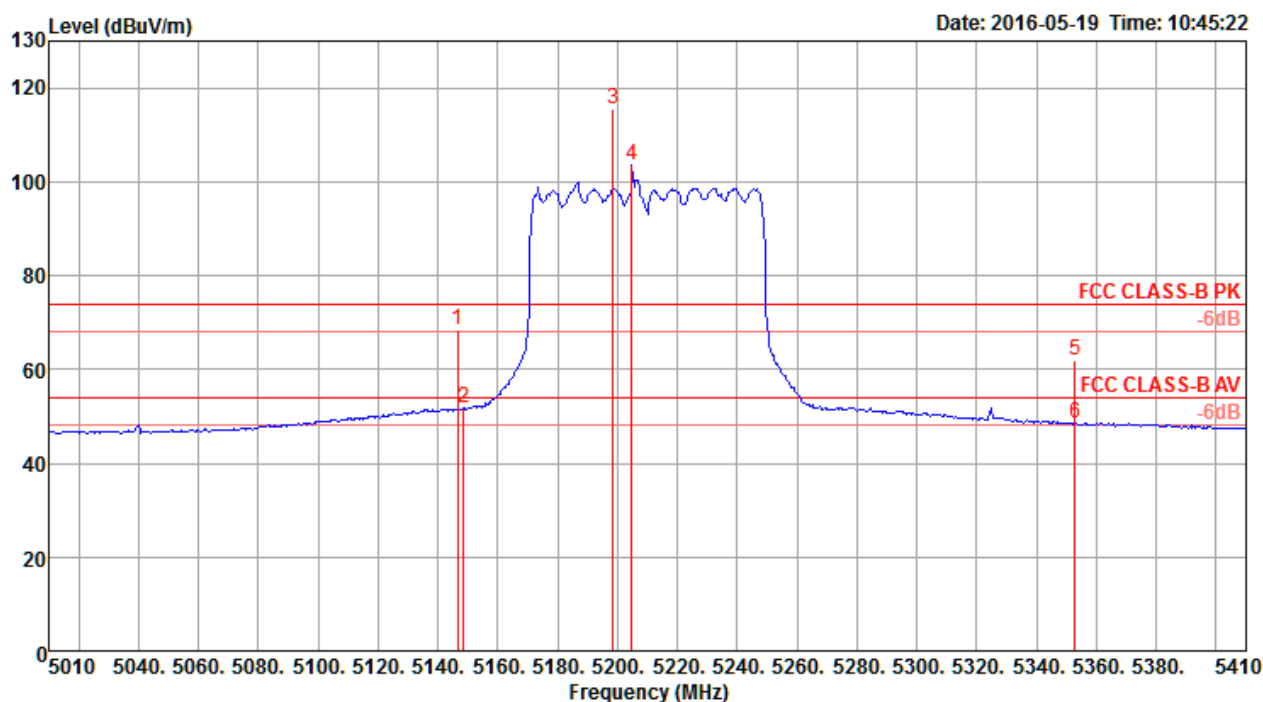
	Freq	Level	Limit	Over	Read	Cable	Antenna	Preamp	T/Pos	A/Pos	Remark	Pol/Phase
	MHz	dBuV/m	dBuV/m	dB	dBuV	dB	dB/m	dB	deg	cm		
1	5143.46	71.62	74.00	-2.38	64.88	7.90	33.31	34.47	360	164	Peak	HORIZONTAL
2	5150.00	53.61	54.00	-0.39	46.87	7.90	33.31	34.47	360	164	Average	HORIZONTAL
3	5228.08	110.35			103.44	7.96	33.42	34.47	360	164	Average	HORIZONTAL
4	5242.02	120.71			113.79	7.95	33.44	34.47	360	164	Peak	HORIZONTAL

Item 3, 4 are the fundamental frequency at 5230 MHz.

Note: Both antenna polarizations have been tested and only the worst case was recorded in test report.

Temperature	22°C	Humidity	56%
Test Engineer	Nyle Chang & Peter Wu & Gary Chu & DK Chang & Eddie Weng & Stim Song & Brain Sun	Configurations	IEEE 802.11ac MCS0/Nss3 VHT80 CH 42, 155 / Chain 1 + Chain 2 + Chain 3 + Chain 4
Test Mode	Mode 3		

Channel 42

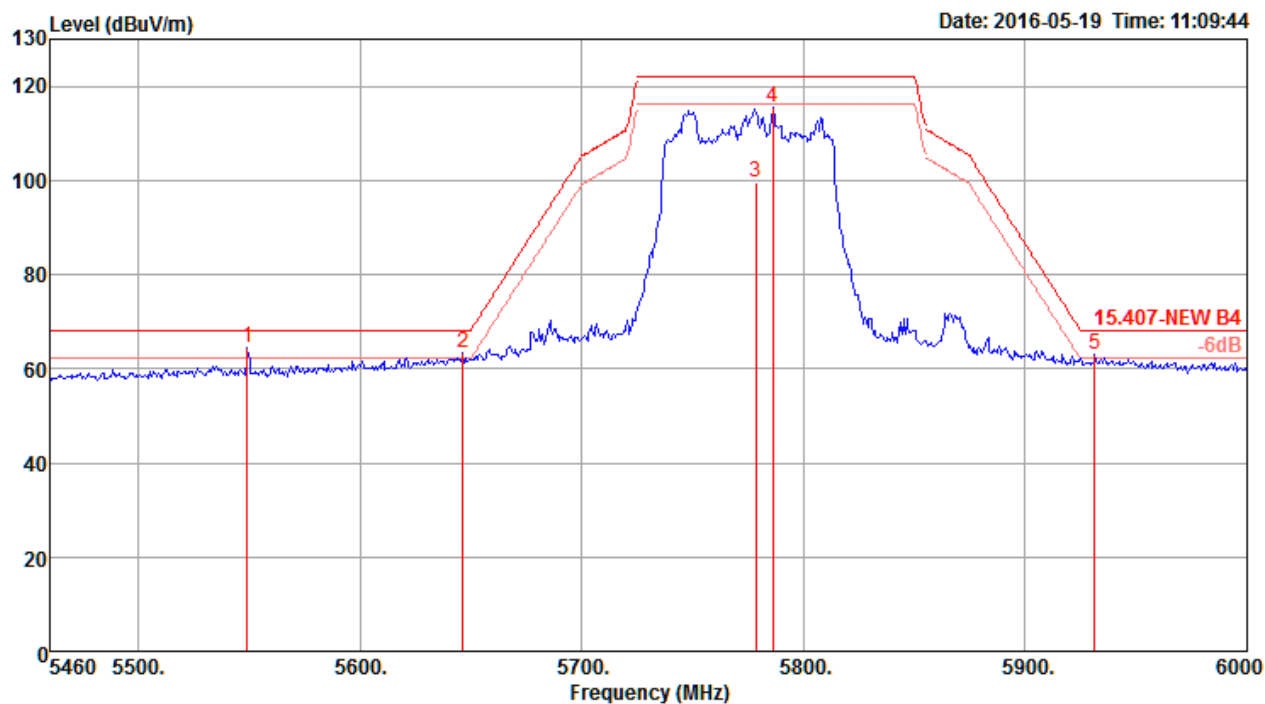


	Freq	Level	Limit	Over	Read	Cable	Antenna	Preamp	T/Pos	A/Pos	Remark	Pol/Phase
	MHz	dBuV/m	dBuV/m	dB	dBuV	dB	dB/m	dB	deg	cm		
1	5146.54	68.51	74.00	-5.49	61.77	7.90	33.31	34.47	360	185	Peak	HORIZONTAL
2	5148.46	51.67	54.00	-2.33	44.93	7.90	33.31	34.47	360	185	Average	HORIZONTAL
3	5198.46	115.61			108.72	7.98	33.38	34.47	360	185	Peak	HORIZONTAL
4	5204.87	103.59			96.69	7.97	33.40	34.47	360	185	Average	HORIZONTAL
5	5352.95	61.86	74.00	-12.14	54.85	7.89	33.59	34.47	360	185	Peak	HORIZONTAL
6	5352.95	48.48	54.00	-5.52	41.47	7.89	33.59	34.47	360	185	Average	HORIZONTAL

Item 3, 4 are the fundamental frequency at 5210 MHz.

Note: Both antenna polarizations have been tested and only the worst case was recorded in test report.

Channel 155



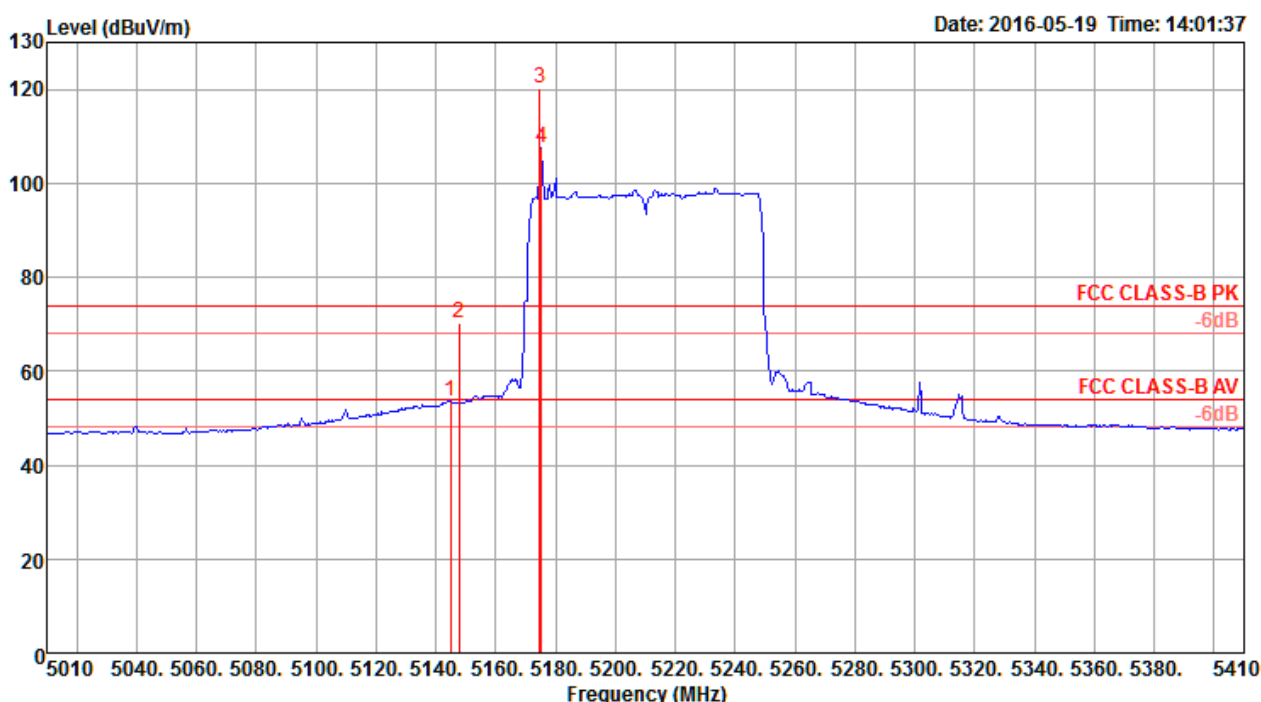
	Freq	Level	Limit	Over	Read	CableAntenna	Preamp	T/Pos	A/Pos	Remark	Pol/Phase
	MHz	dBuV/m	dBuV/m	dB	dBuV	dB	dB/m	dB	deg	cm	
1	5549.10	64.30	68.20	-3.90	56.90	7.93	33.95	34.48	2	177 Peak	VERTICAL
2	5646.30	63.55	68.20	-4.65	55.88	7.92	34.25	34.50	2	177 Peak	VERTICAL
3	5778.46	99.73			91.77	7.84	34.65	34.53	2	177 Average	VERTICAL
4	5786.25	115.37			107.41	7.84	34.65	34.53	2	177 Peak	VERTICAL
5	5931.42	63.04	68.20	-5.16	54.75	7.75	35.10	34.56	2	177 Peak	VERTICAL

Item 3, 4 are the fundamental frequency at 5775 MHz.

Note: Both antenna polarizations have been tested and only the worst case was recorded in test report.

Temperature	22°C	Humidity	56%
Test Engineer	Nyle Chang & Peter Wu & Gary Chu & DK Chang & Eddie Weng & Stim Song & Brain Sun	Configurations	IEEE 802.11ac MCS0/Nss2 VHT80+80 Type 1 / CH 42+155 / Chain 1 + Chain 2 + Chain 3 + Chain 4
Test Mode	Mode 3		

Channel 42

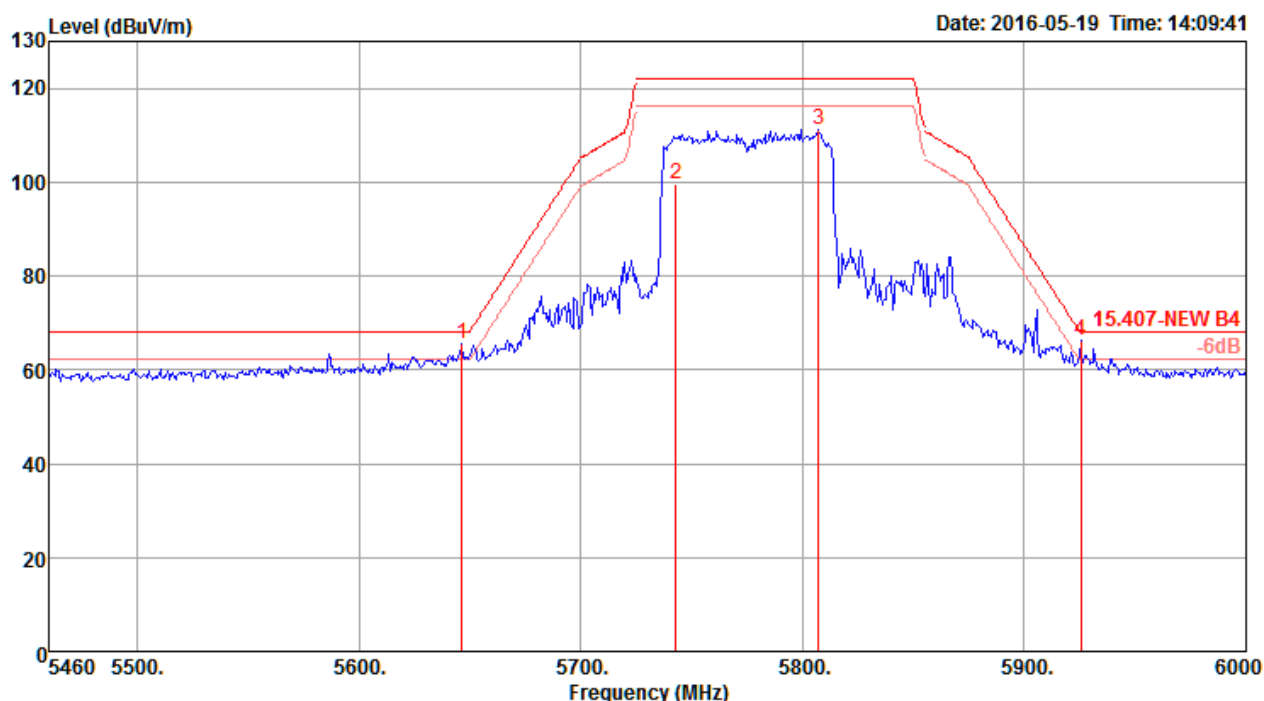


	Freq	Level	Limit	Over	Read	Cable	Antenna	Preamp	T/Pos	A/Pos	Remark	Pol/Phase
	MHz	dBuV/m	dBuV/m	dB	dBuV	dB	dB/m	dB	deg	cm		
1	5144.80	53.66	54.00	-0.34	46.92	7.90	33.31	34.47	0	191	Average	HORIZONTAL
2	5147.82	70.27	74.00	-3.73	63.53	7.90	33.31	34.47	0	191	Peak	HORIZONTAL
3	5174.74	120.39			113.56	7.95	33.35	34.47	0	191	Peak	HORIZONTAL
4	5175.20	107.49			100.66	7.95	33.35	34.47	0	191	Average	HORIZONTAL

Item 3, 4 are the fundamental frequency at 5210 MHz.

Note: Both antenna polarizations have been tested and only the worst case was recorded in test report.

Channel 155



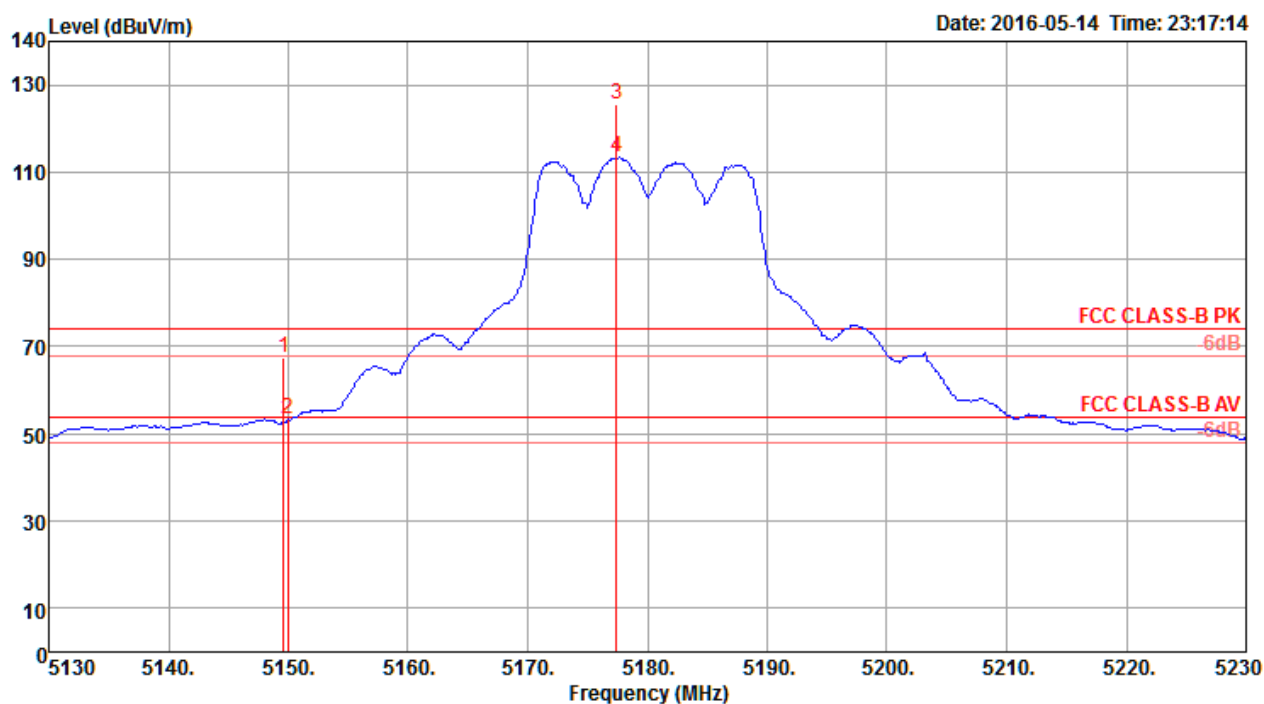
	Freq	Level	Limit	Over	Read	Cable	Antenna	Preamp	T/Pos	A/Pos	Remark	Pol/Phase
	MHz	dBuV/m	dBuV/m	dB	dBuV	dB	dB/m	dB	deg	cm		
1	5646.30	65.70	68.20	-2.50	58.03	7.92	34.25	34.50	337	178	Peak	HORIZONTAL
2	5742.98	99.63			91.74	7.86	34.55	34.52	337	178	Average	HORIZONTAL
3	5807.02	111.25			103.21	7.82	34.75	34.53	337	178	Peak	HORIZONTAL
4	5925.48	66.12	68.20	-2.08	57.83	7.75	35.10	34.56	337	178	Peak	HORIZONTAL

Item 2, 3 are the fundamental frequency at 5775 MHz.

Note: Both antenna polarizations have been tested and only the worst case was recorded in test report.

Temperature	22°C	Humidity	56%
Test Engineer	Nyle Chang & Peter Wu & Gary Chu & DK Chang & Eddie Weng & Stim Song & Brain Sun	Configurations	IEEE 802.11ac MCS0/Nss1 VHT20 CH 36, 40, 48 / Chain 1 + Chain 2 + Chain 3 + Chain 4
Test Mode	Mode 4		

Channel 36

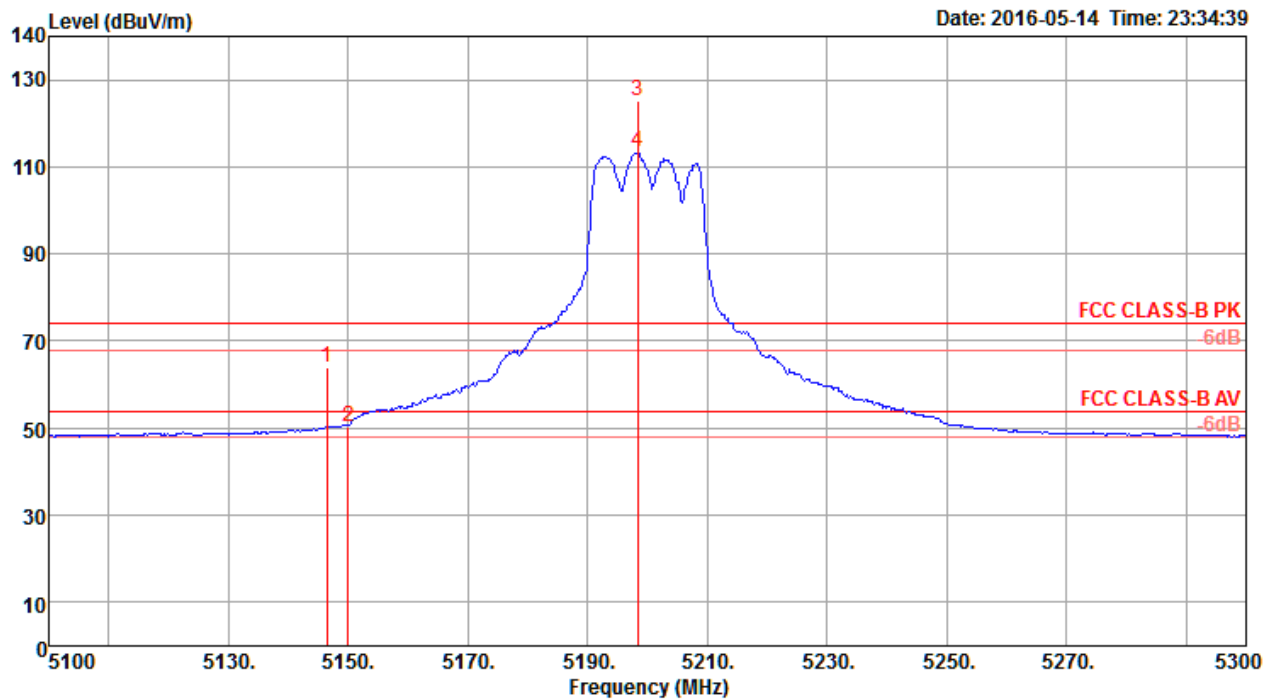


	Freq	Level	Limit	Over	Read	Cable	Antenna	Preamp	T/Pos	A/Pos	Remark	Pol/Phase
	MHz	dBuV/m	dBuV/m	dB	dBuV	dB	dB/m	dB	deg	cm		
1	5149.60	67.45	74.00	-6.55	60.71	7.90	33.31	34.47	2	200	Peak	HORIZONTAL
2	5150.00	53.33	54.00	-0.67	46.59	7.90	33.31	34.47	2	200	Average	HORIZONTAL
3	5177.40	125.41			118.58	7.95	33.35	34.47	2	200	Peak	HORIZONTAL
4	5177.40	113.51			106.68	7.95	33.35	34.47	2	200	Average	HORIZONTAL

Item 3, 4 are the fundamental frequency at 5180 MHz.

Note: Both antenna polarizations have been tested and only the worst case was recorded in test report.

Channel 40

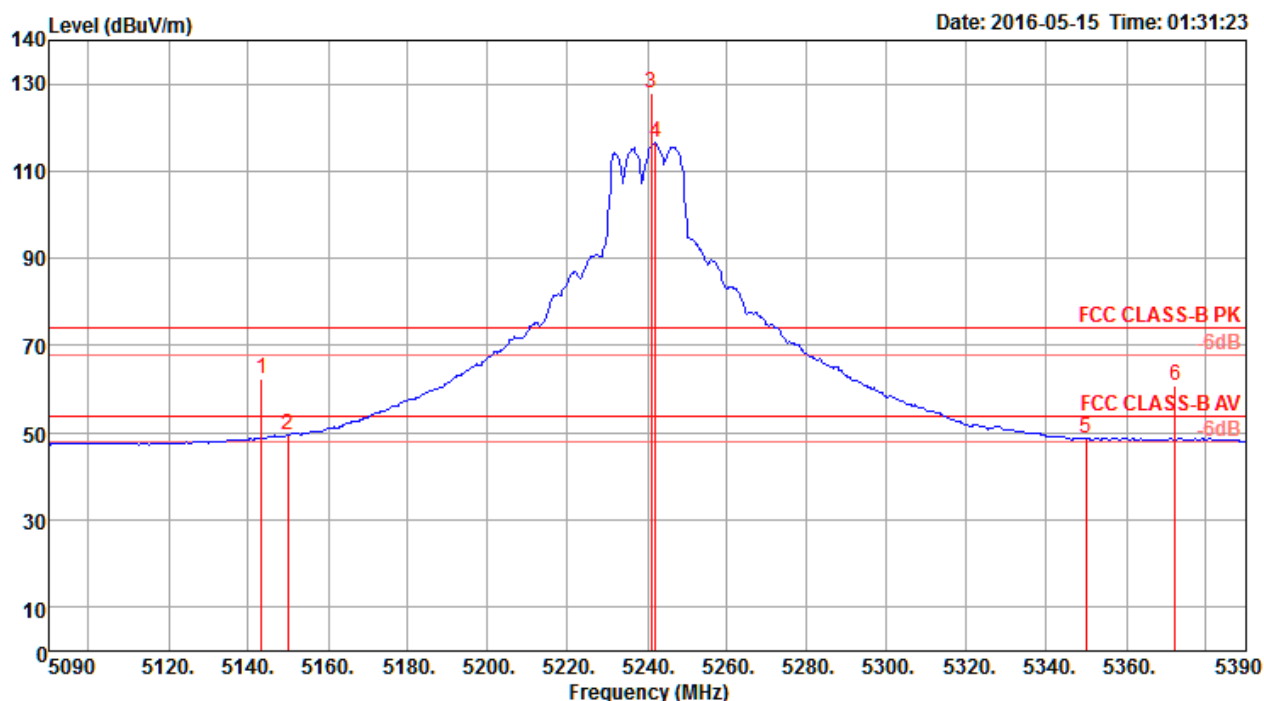


	Freq	Level	Limit	Over	Read	CableAntenna	Preamp	T/Pos	A/Pos	Remark	Pol/Phase
	MHz	dBuV/m	dBuV/m	dB	dBuV	dB	dB/m	deg	cm		
1	5146.47	63.83	74.00	-10.17	57.09	7.90	33.31	34.47	2	200 Peak	HORIZONTAL
2	5150.00	50.41	54.00	-3.59	43.67	7.90	33.31	34.47	2	200 Average	HORIZONTAL
3	5198.40	125.26			118.37	7.98	33.38	34.47	2	200 Peak	HORIZONTAL
4	5198.40	113.29			106.40	7.98	33.38	34.47	2	200 Average	HORIZONTAL

Item 3, 4 are the fundamental frequency at 5200 MHz.

Note: Both antenna polarizations have been tested and only the worst case was recorded in test report.

Channel 48



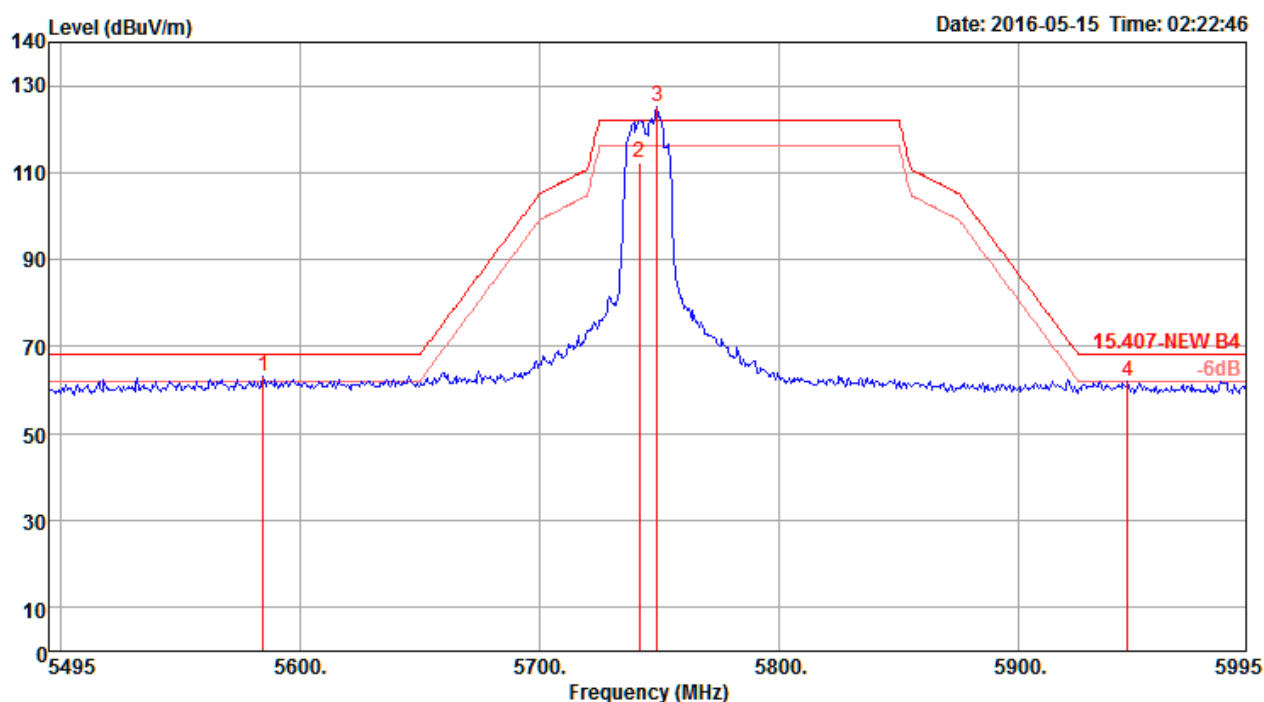
	Freq	Level	Limit	Over	Read	CableAntenna	Preampl	T/Pos	A/Pos	Remark	Pol/Phase
	MHz	dBuV/m	dBuV/m	dB	dBuV	dB	dB/m	dB	deg	cm	
1	5143.37	62.41	74.00	-11.59	55.67	7.90	33.31	34.47	357	197 Peak	HORIZONTAL
2	5150.00	49.54	54.00	-4.46	42.80	7.90	33.31	34.47	357	197 Average	HORIZONTAL
3	5240.96	127.94			121.02	7.95	33.44	34.47	357	197 Peak	HORIZONTAL
4	5241.92	116.71			109.79	7.95	33.44	34.47	357	197 Average	HORIZONTAL
5	5350.00	48.64	54.00	-5.36	41.63	7.89	33.59	34.47	357	197 Average	HORIZONTAL
6	5372.21	60.72	74.00	-13.28	53.69	7.87	33.63	34.47	357	197 Peak	HORIZONTAL

Item 3, 4 are the fundamental frequency at 5240 MHz.

Note: Both antenna polarizations have been tested and only the worst case was recorded in test report.

Temperature	22°C	Humidity	56%
Test Engineer	Nyle Chang & Peter Wu & Gary Chu & DK Chang & Eddie Weng & Stim Song & Brain Sun	Configurations	IEEE 802.11ac MCS0/Nss1 VHT20 CH 149, 157, 165 / Chain 1 + Chain 2 + Chain 3 + Chain 4
Test Mode	Mode 4		

Channel 149

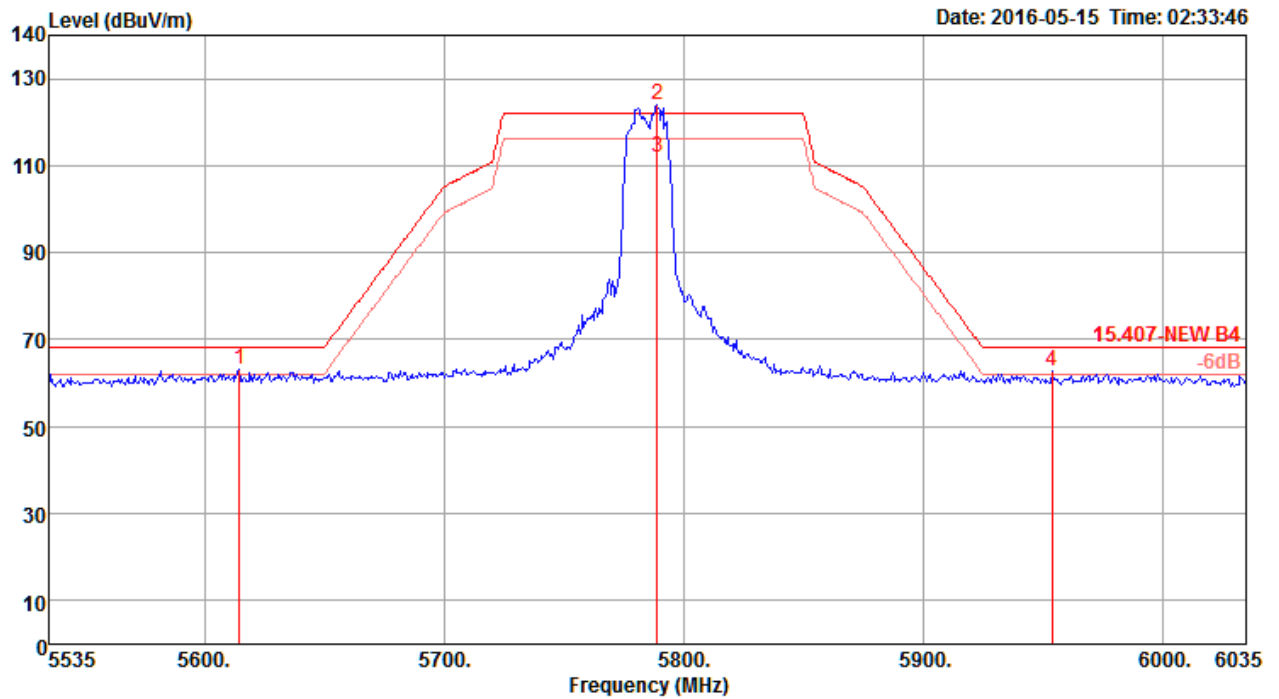


	Freq	Level	Limit	Over	Read	Cable	Antenna	Preamp	T/Pos	A/Pos	Remark	Pol/Phase
	MHz	dBuV/m	dBuV/m	dB	dBuV	dB	dB/m	dB	deg	cm		
1	5584.50	63.23	68.20	-4.97	55.73	7.94	34.05	34.49	357	200	Peak	VERTICAL
2	5741.80	112.17			104.28	7.86	34.55	34.52	357	200	Average	VERTICAL
3	5749.00	125.13			117.24	7.86	34.55	34.52	357	200	Peak	VERTICAL
4	5945.50	62.00	68.20	-6.20	53.67	7.74	35.15	34.56	357	200	Peak	VERTICAL

Item 2, 3 are the fundamental frequency at 5745 MHz.

Note: Both antenna polarizations have been tested and only the worst case was recorded in test report.

Channel 157

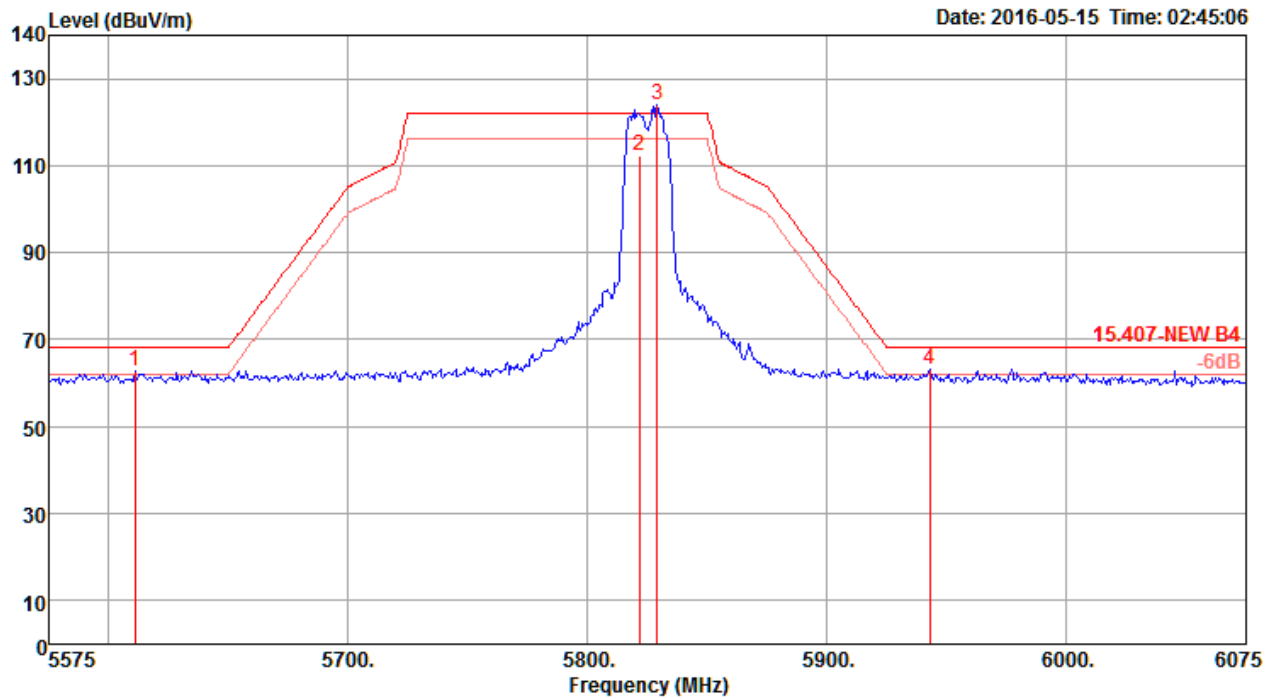


	Freq	Level	Limit	Over	Read	Cable	Antenna	Preamp	T/Pos	A/Pos	Remark	Pol/Phase
	MHz	dBuV/m	dBuV/m	dB	dBuV	dB	dB/m	dB	deg	cm		
1	5614.50	63.05	68.20	-5.15	55.45	7.94	34.15	34.49	355	190	Peak	VERTICAL
2	5789.00	123.99			115.99	7.83	34.70	34.53	355	190	Peak	VERTICAL
3	5789.01	111.84			103.84	7.83	34.70	34.53	355	190	Average	VERTICAL
4	5954.00	62.66	68.20	-5.54	54.33	7.74	35.15	34.56	355	190	Peak	VERTICAL

Item 2, 3 are the fundamental frequency at 5785 MHz.

Note: Both antenna polarizations have been tested and only the worst case was recorded in test report.

Channel 165



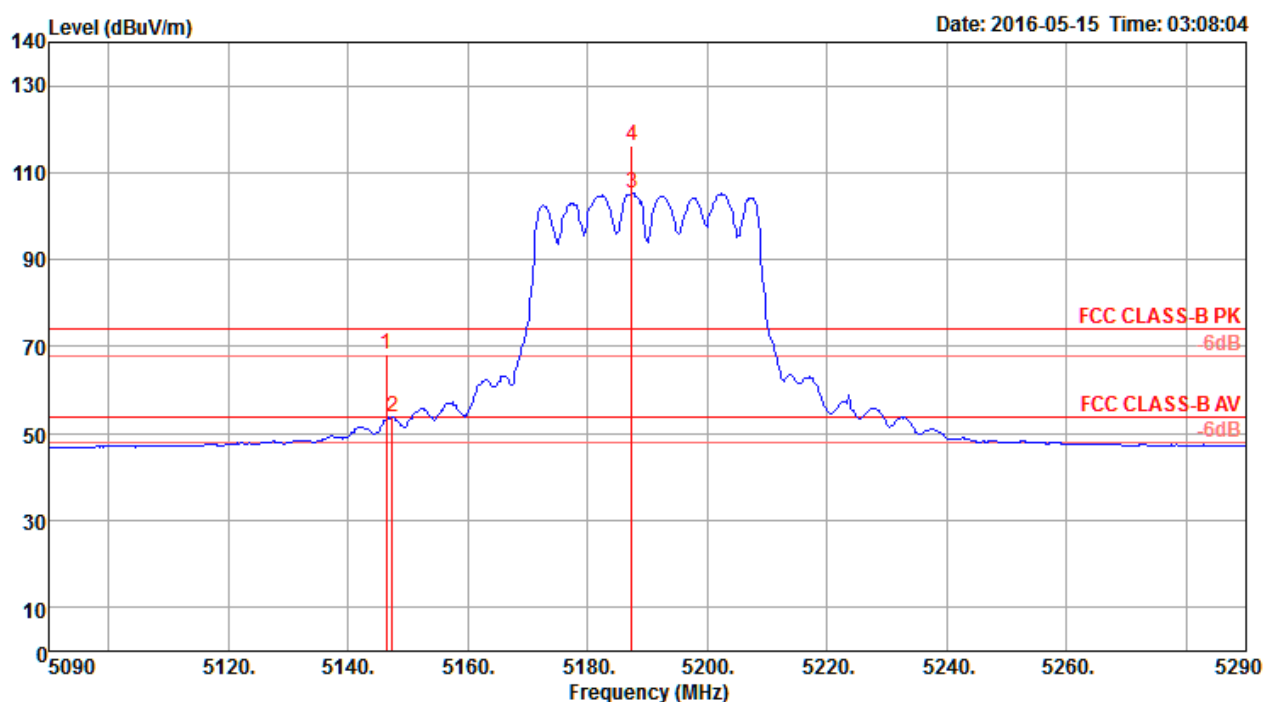
	Freq	Level	Limit	Over	Read	Cable	Antenna	Preamp	T/Pos	A/Pos	Remark	Pol/Phase
	MHz	dBuV/m	dBuV/m	dB	dBuV	dB	dB/m	dB	deg	cm		
1	5611.00	62.91	68.20	-5.29	55.31	7.94	34.15	34.49	358	200	Peak	VERTICAL
2	5821.80	112.14			104.11	7.82	34.75	34.54	358	200	Average	VERTICAL
3	5829.00	124.20			116.13	7.81	34.80	34.54	358	200	Peak	VERTICAL
4	5943.00	63.18	68.20	-5.02	54.85	7.74	35.15	34.56	358	200	Peak	VERTICAL

Item 2, 3 are the fundamental frequency at 5825 MHz.

Note: Both antenna polarizations have been tested and only the worst case was recorded in test report.

Temperature	22°C	Humidity	56%
Test Engineer	Nyle Chang & Peter Wu & Gary Chu & DK Chang & Eddie Weng & Stim Song & Brain Sun	Configurations	IEEE 802.11ac MCS0/Nss1 VHT40 CH 38, 46 / Chain 1 + Chain 2 + Chain 3 + Chain 4
Test Mode	Mode 4		

Channel 38

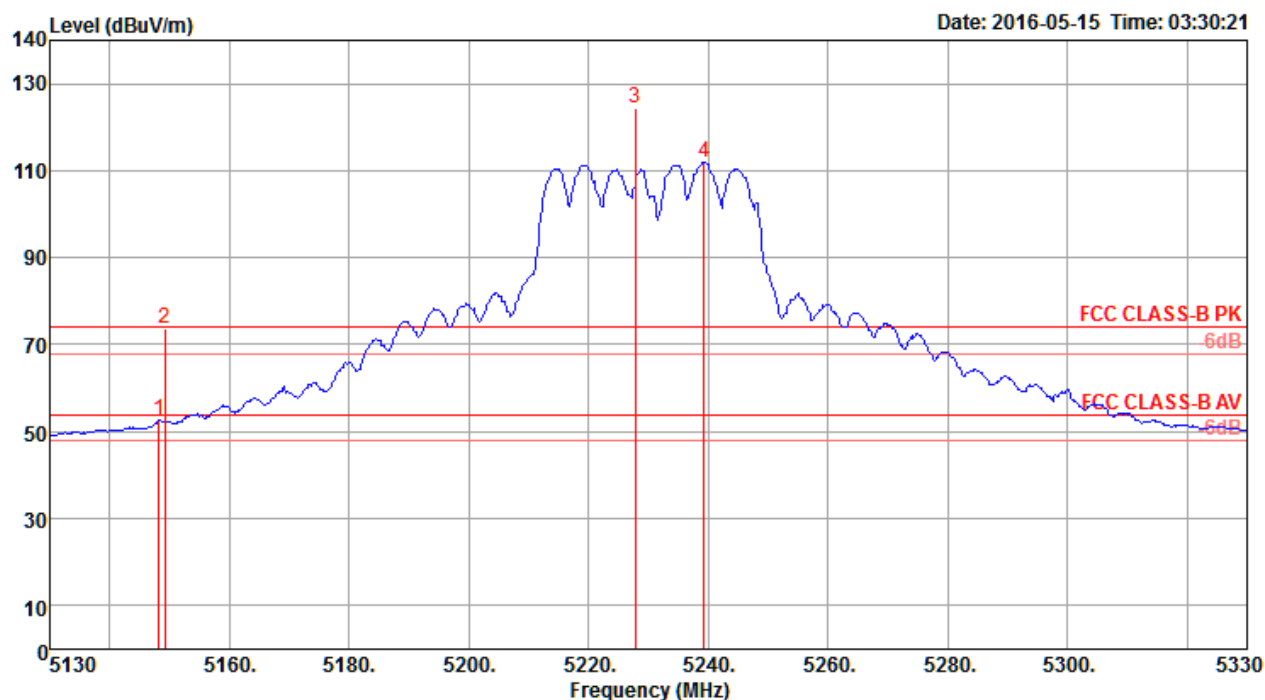


	Freq	Level	Limit	Over	Read	Cable	Antenna	Preamp	T/Pos	A/Pos	Remark	Pol/Phase
	MHz	dBuV/m	dBuV/m	dB	dBuV	dB	dB/m	dB	deg	cm		
1	5146.41	68.10	74.00	-5.90	61.36	7.90	33.31	34.47	3	200	Peak	HORIZONTAL
2	5147.37	53.91	54.00	-0.09	47.17	7.90	33.31	34.47	3	200	Average	HORIZONTAL
3	5187.40	105.43			98.54	7.98	33.38	34.47	3	200	Peak	HORIZONTAL
4	5187.44	116.34			109.45	7.98	33.38	34.47	3	200	Peak	HORIZONTAL

Item 3, 4 are the fundamental frequency at 5190 MHz.

Note: Both antenna polarizations have been tested and only the worst case was recorded in test report.

Channel 46



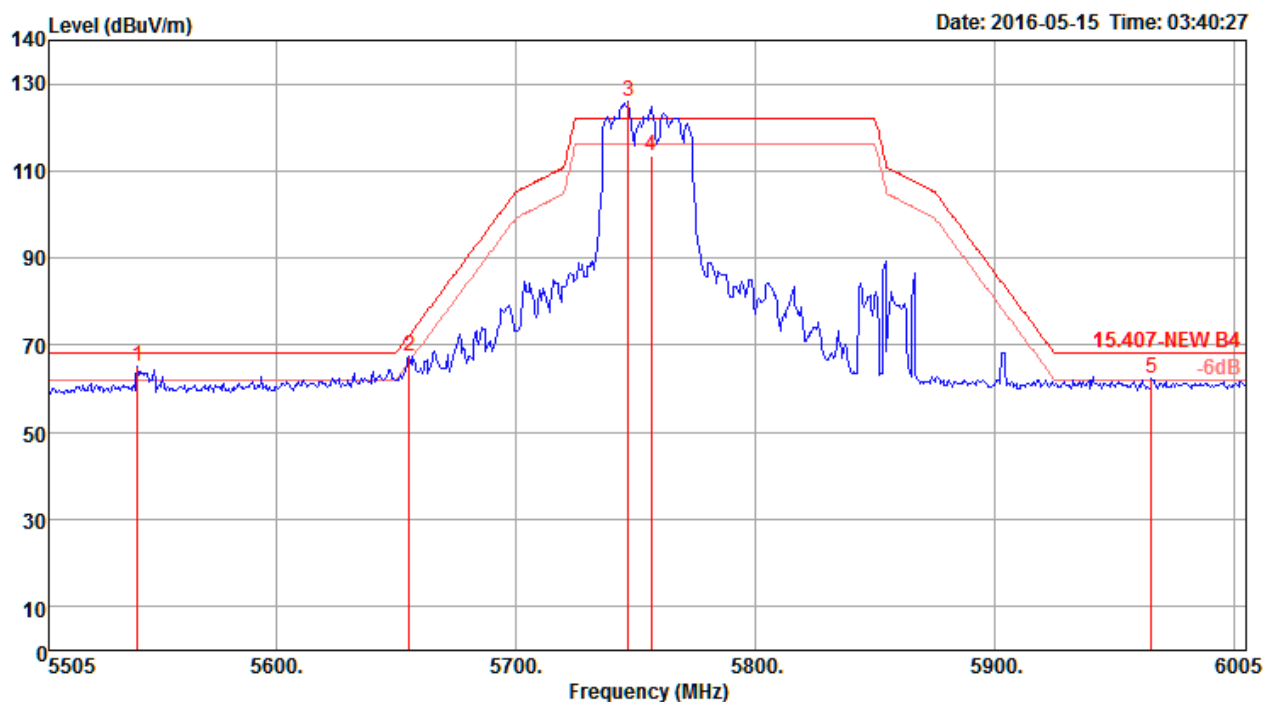
	Freq	Level	Limit	Over	Read	Cable	Antenna	Preamp	T/Pos	A/Pos	Remark	Pol/Phase
	MHz	dBuV/m	dBuV/m	dB	dBuV	dB	dB/m	dB	deg	cm		
1	5148.27	52.56	54.00	-1.44	45.82	7.90	33.31	34.47	353	200	Average	HORIZONTAL
2	5149.23	73.76	74.00	-0.24	67.02	7.90	33.31	34.47	353	200	Peak	HORIZONTAL
3	5227.76	124.44			117.53	7.96	33.42	34.47	353	200	Peak	HORIZONTAL
4	5239.30	111.92			105.00	7.95	33.44	34.47	353	200	Average	HORIZONTAL

Item 3, 4 are the fundamental frequency at 5230 MHz.

Note: Both antenna polarizations have been tested and only the worst case was recorded in test report.

Temperature	22°C	Humidity	56%
Test Engineer	Nyle Chang & Peter Wu & Gary Chu & DK Chang & Eddie Weng & Stim Song & Brain Sun	Configurations	IEEE 802.11ac MCS0/Nss1 VHT40 CH 151, 159 / Chain 1 + Chain 2 + Chain 3 + Chain 4
Test Mode	Mode 4		

Channel 151

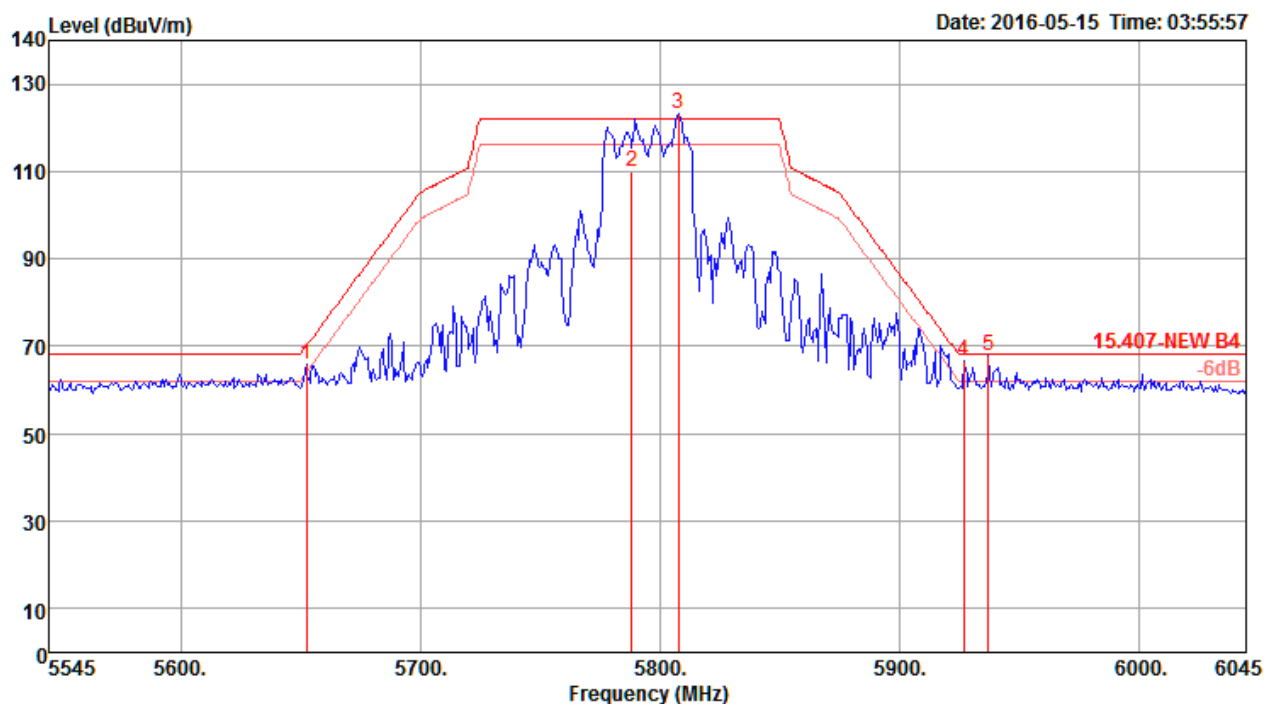


	Freq	Level	Limit	Over	Read	Cable	Antenna	Preamp	T/Pos	A/Pos	Remark	Pol/Phase
	MHz	dBuV/m	dBuV/m	dB	dBuV	dB	dB/m	dB	deg	cm		
1	5542.00	65.07	68.20	-3.13	57.73	7.92	33.90	34.48	357	190	Peak	HORIZONTAL
2	5655.50	67.30	72.29	-4.99	59.63	7.92	34.25	34.50	357	190	Peak	HORIZONTAL
3	5747.00	125.90			118.01	7.86	34.55	34.52	357	190	Peak	HORIZONTAL
4	5756.50	113.53			105.60	7.85	34.60	34.52	357	190	Average	HORIZONTAL
5	5965.50	62.27	68.20	-5.93	53.90	7.73	35.20	34.56	357	190	Peak	HORIZONTAL

Item 3, 4 are the fundamental frequency at 5755 MHz.

Note: Both antenna polarizations have been tested and only the worst case was recorded in test report.

Channel 159



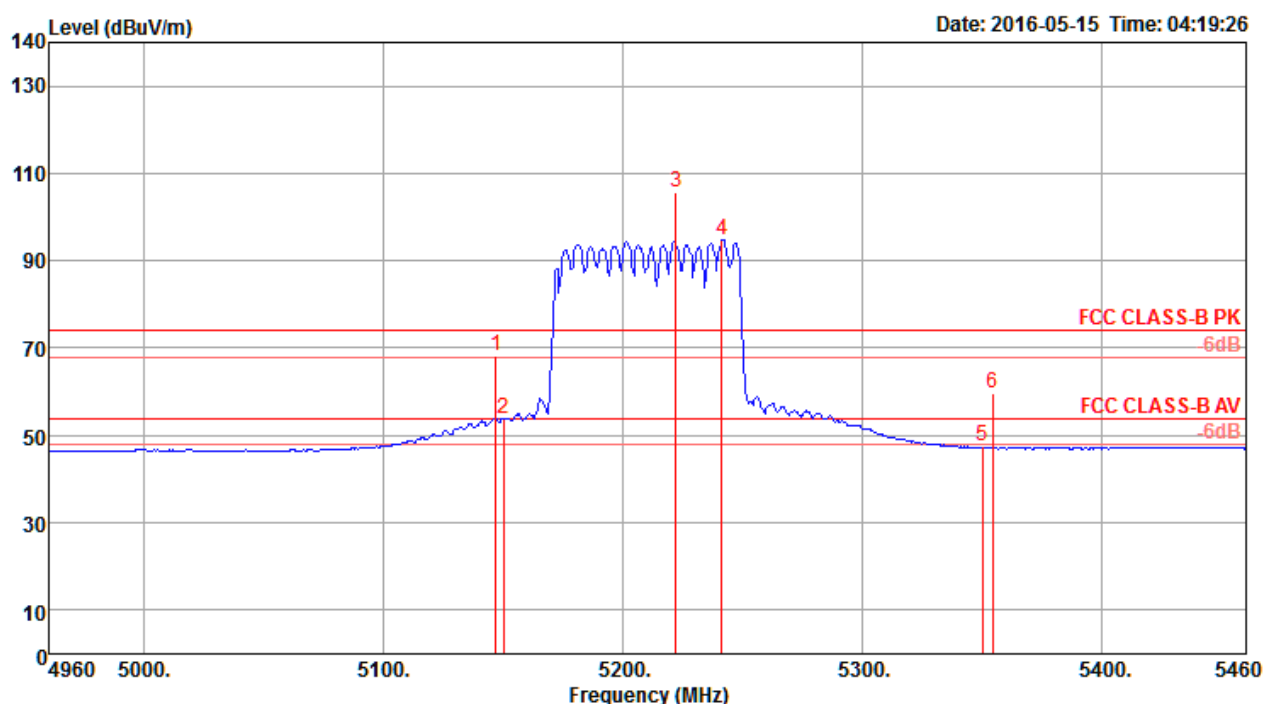
	Freq	Level	Limit	Over	Read	Cable	Antenna	Preamp	T/Pos	A/Pos	Remark	Pol/Phase
	MHz	dBuV/m	dBuV/m	dB	dBuV	dB	dB/m	dB	deg	cm		
1	5652.50	65.93	70.06	-4.13	58.26	7.92	34.25	34.50	358	200	Peak	VERTICAL
2	5788.59	109.81			101.85	7.84	34.65	34.53	358	200	Average	VERTICAL
3	5808.00	123.28			115.24	7.82	34.75	34.53	358	200	Peak	VERTICAL
4	5927.00	66.86	68.20	-1.34	58.57	7.75	35.10	34.56	358	200	Peak	VERTICAL
5	5937.50	68.03	68.20	-0.17	59.74	7.75	35.10	34.56	358	200	Peak	VERTICAL

Item 2, 3 are the fundamental frequency at 5795 MHz.

Note: Both antenna polarizations have been tested and only the worst case was recorded in test report.

Temperature	22°C	Humidity	56%
Test Engineer	Nyle Chang & Peter Wu & Gary Chu & DK Chang & Eddie Weng & Stim Song & Brain Sun	Configurations	IEEE 802.11ac MCS0/Nss1 VHT80 CH 42, 155 / Chain 1 + Chain 2 + Chain 3 + Chain 4
Test Mode	Mode 4		

Channel 42

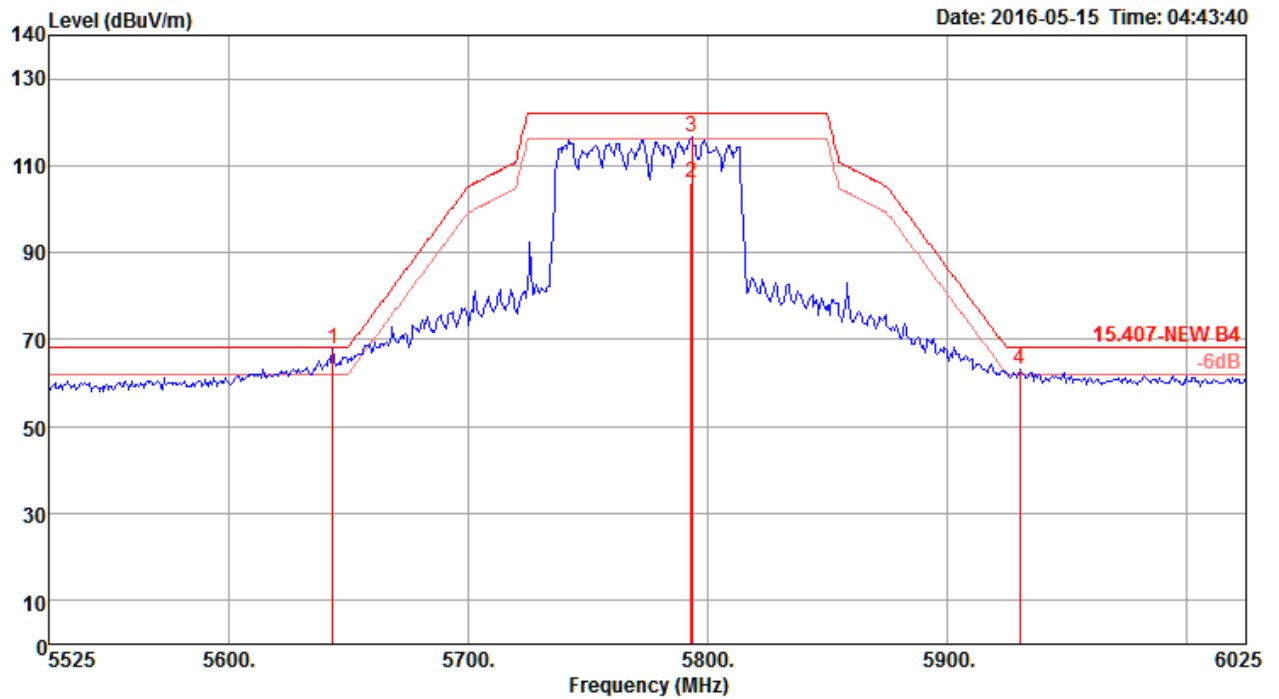


	Freq	Level	Limit	Over	Read	CableAntenna	Preamp	T/Pos	A/Pos	Remark	Pol/Phase
	MHz	dBuV/m	dBuV/m	dB	dBuV	dB	dB/m	dB	deg	cm	
1	5146.70	68.11	74.00	-5.89	61.37	7.90	33.31	34.47	4	202 Peak	HORIZONTAL
2	5150.00	53.95	54.00	-0.05	47.21	7.90	33.31	34.47	4	202 Average	HORIZONTAL
3	5222.02	105.61			98.70	7.96	33.42	34.47	4	202 Peak	HORIZONTAL
4	5241.00	94.90			87.98	7.95	33.44	34.47	4	202 Average	HORIZONTAL
5	5350.00	47.59	54.00	-6.41	40.58	7.89	33.59	34.47	4	202 Average	HORIZONTAL
6	5354.01	59.67	74.00	-14.33	52.66	7.89	33.59	34.47	4	202 Peak	HORIZONTAL

Item 3, 4 are the fundamental frequency at 5210 MHz.

Note: Both antenna polarizations have been tested and only the worst case was recorded in test report.

Channel 155



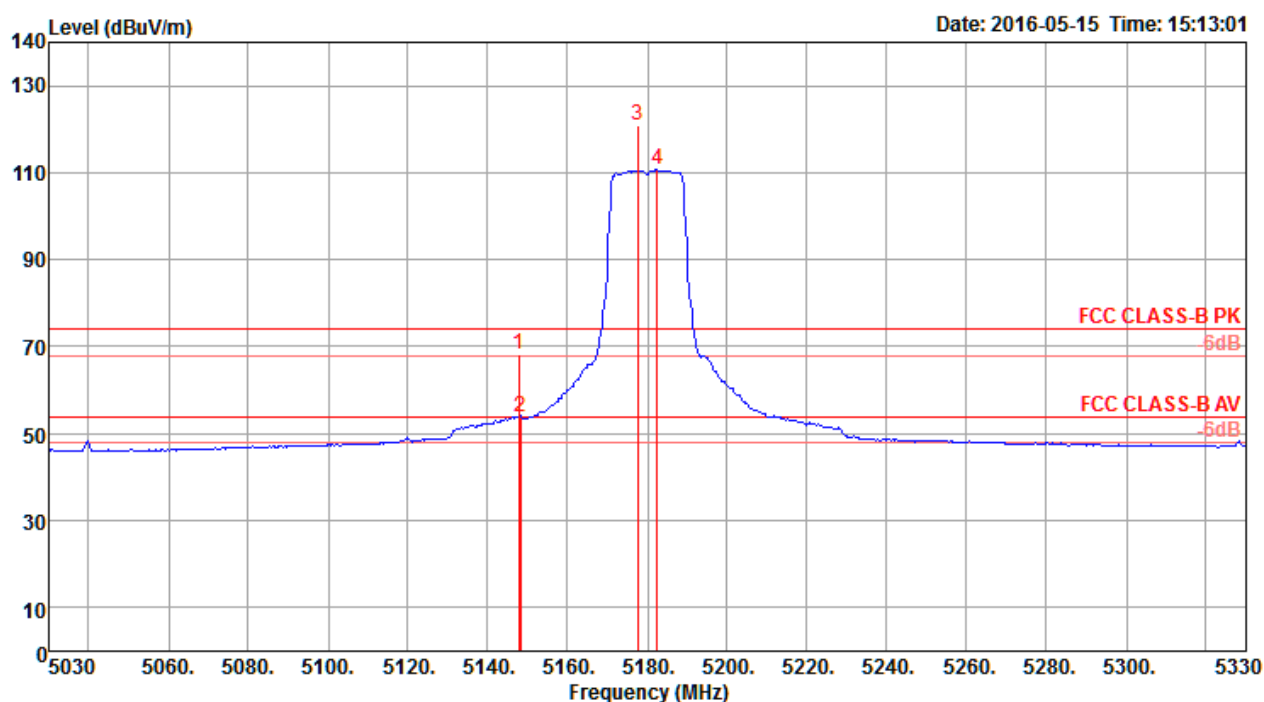
	Freq	Level	Limit	Over	Read	Cable	Antenna	Preamp	T/Pos	A/Pos	Remark	Pol/Phase
	MHz	dBuV/m	dBuV/m	dB	dBuV	dB	dB/m	dB	deg	cm		
1	5643.50	67.68	68.20	-0.52	60.01	7.92	34.25	34.50	3	200	Peak	HORIZONTAL
2	5793.43	106.06			98.06	7.83	34.70	34.53	3	200	Average	HORIZONTAL
3	5793.50	116.68			108.68	7.83	34.70	34.53	3	200	Peak	HORIZONTAL
4	5930.50	63.10	68.20	-5.10	54.81	7.75	35.10	34.56	3	200	Peak	HORIZONTAL

Item 2, 3 are the fundamental frequency at 5775 MHz.

Note: Both antenna polarizations have been tested and only the worst case was recorded in test report.

Temperature	22°C	Humidity	56%
Test Engineer	Nyle Chang & Peter Wu & Gary Chu & DK Chang & Eddie Weng & Stim Song & Brain Sun	Configurations	IEEE 802.11ac MCS0/Nss2 VHT20 CH 36, 40, 48 / Chain 1 + Chain 2 + Chain 3 + Chain 4
Test Mode	Mode 4		

Channel 36

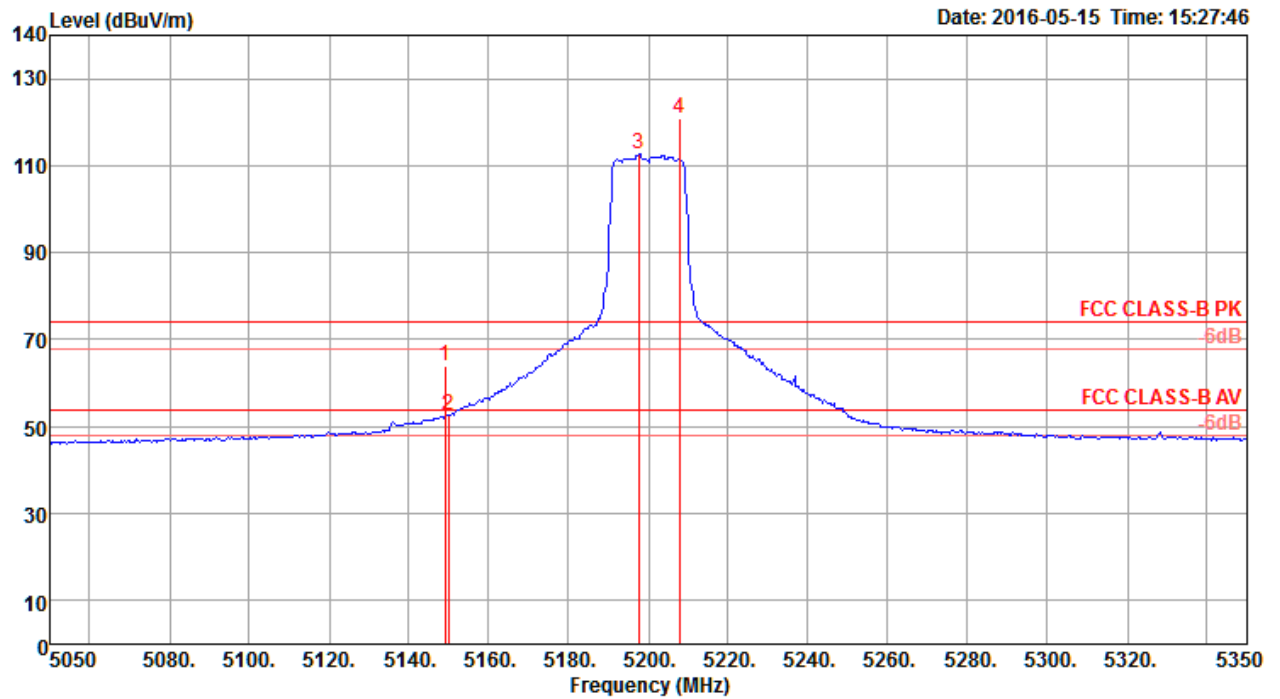


	Freq	Level	Limit	Over	Read	Cable	Antenna	Preamp	T/Pos	A/Pos	Remark	Pol/Phase
	MHz	dBuV/m	dBuV/m	dB	dBuV	dB	dB/m	dB	deg	cm		
1	5147.79	68.36	74.00	-5.64	61.62	7.90	33.31	34.47	0	186	Peak	VERTICAL
2	5148.27	53.76	54.00	-0.24	47.02	7.90	33.31	34.47	0	186	Average	VERTICAL
3	5177.60	120.91			114.08	7.95	33.35	34.47	0	186	Peak	VERTICAL
4	5182.40	110.67			103.84	7.95	33.35	34.47	0	186	Average	VERTICAL

Item 3, 4 are the fundamental frequency at 5180 MHz.

Note: Both antenna polarizations have been tested and only the worst case was recorded in test report.

Channel 40

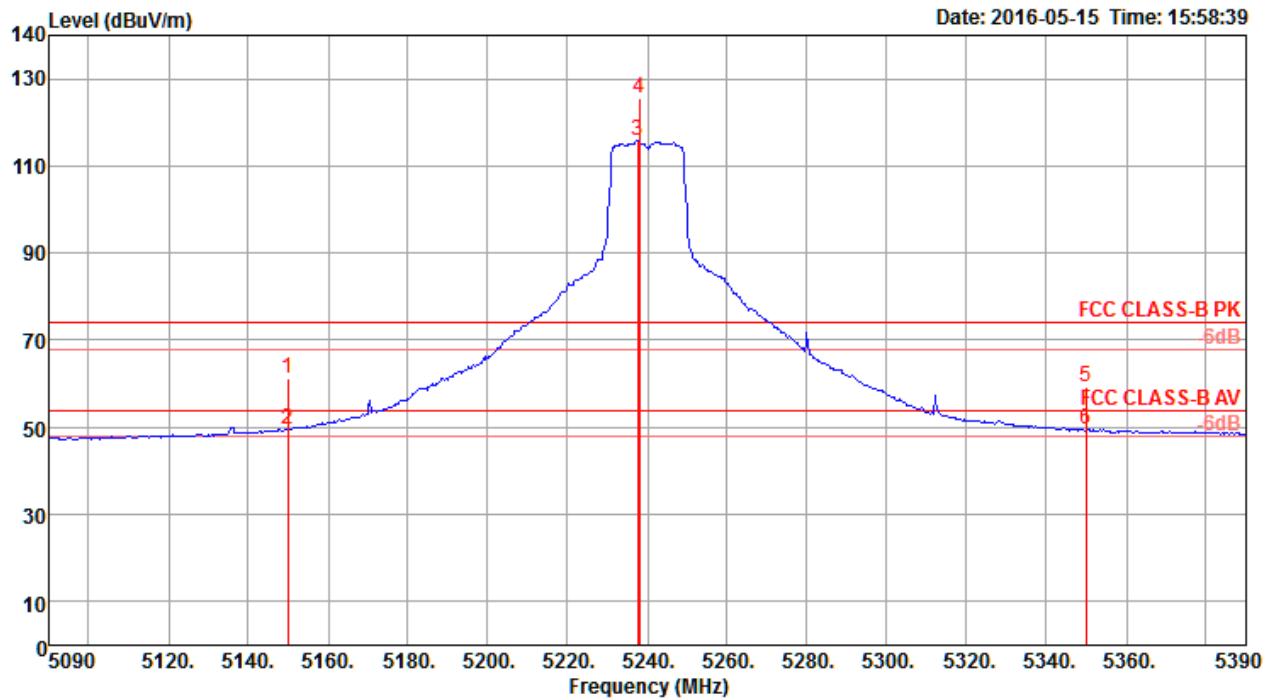


	Freq	Level	Limit	Over	Read	Cable	Antenna	Preamp	T/Pos	A/Pos	Remark	Pol/Phase
	MHz	dBuV/m	dBuV/m	dB	dBuV	dB	dB/m	dB	deg	cm		
1	5149.04	64.13	74.00	-9.87	57.39	7.90	33.31	34.47	0	200	Peak	VERTICAL
2	5149.90	52.73	54.00	-1.27	45.99	7.90	33.31	34.47	0	200	Average	VERTICAL
3	5197.60	112.77			105.88	7.98	33.38	34.47	0	200	Average	VERTICAL
4	5207.69	120.86			113.96	7.97	33.40	34.47	0	200	Peak	VERTICAL

Item 3, 4 are the fundamental frequency at 5200 MHz.

Note: Both antenna polarizations have been tested and only the worst case was recorded in test report.

Channel 48

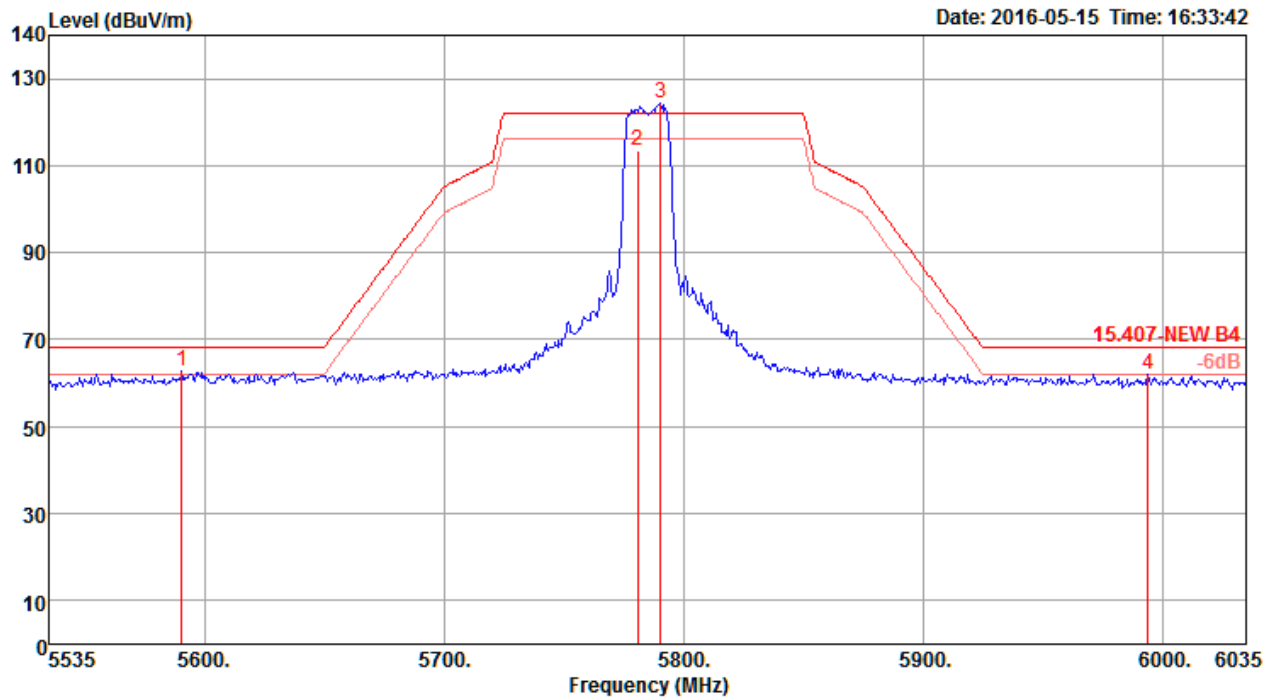


	Freq	Level	Limit	Over	Read	CableAntenna	Preampl	T/Pos	A/Pos	Remark	Pol/Phase
	MHz	dBuV/m	dBuV/m	dB	dBuV	dB	dB/m	dB	deg	cm	
1	5150.00	61.42	74.00	-12.58	54.68	7.90	33.31	34.47	357	176 Peak	VERTICAL
2	5150.00	49.34	54.00	-4.66	42.60	7.90	33.31	34.47	357	176 Average	VERTICAL
3	5237.60	115.90			108.98	7.95	33.44	34.47	357	176 Average	VERTICAL
4	5238.08	125.70			118.78	7.95	33.44	34.47	357	176 Peak	VERTICAL
5	5350.00	59.10	74.00	-14.90	52.09	7.89	33.59	34.47	357	176 Peak	VERTICAL
6	5350.00	49.40	54.00	-4.60	42.39	7.89	33.59	34.47	357	176 Average	VERTICAL

Item 3, 4 are the fundamental frequency at 5240 MHz.

Note: Both antenna polarizations have been tested and only the worst case was recorded in test report.

Channel 157

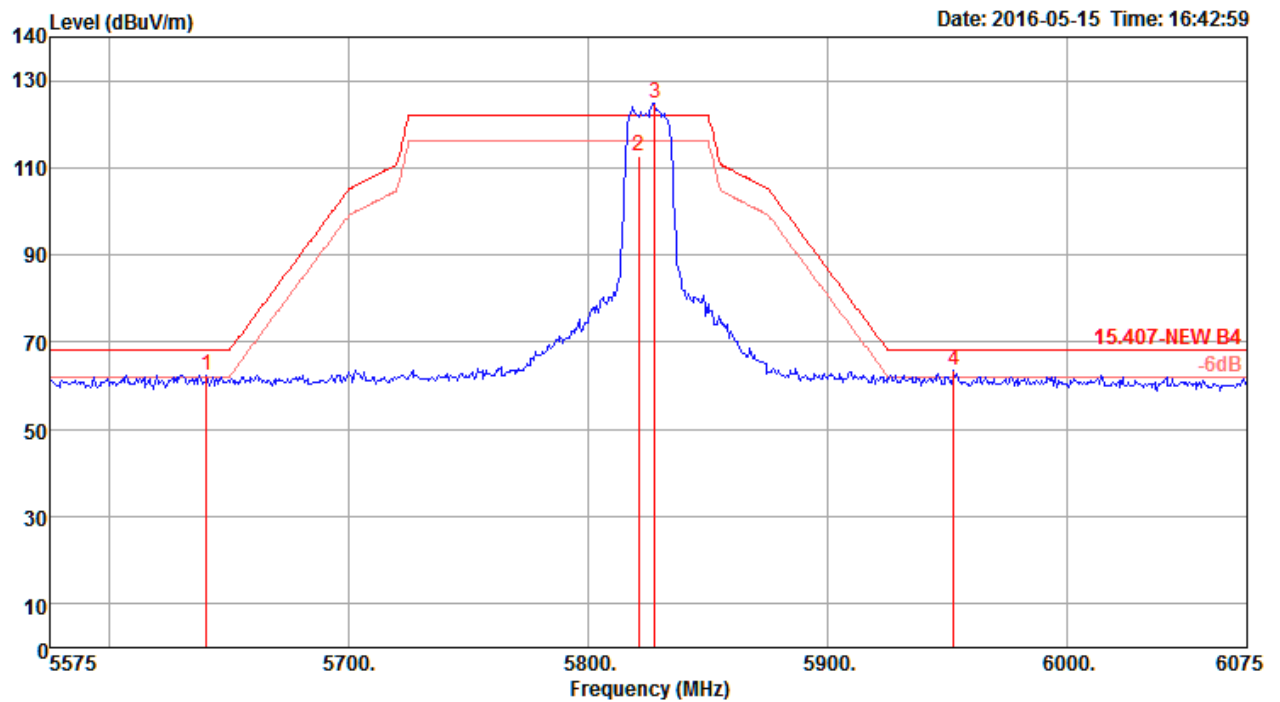


	Freq	Level	Limit	Over	Read	Cable	Antenna	Preamp	T/Pos	A/Pos	Remark	Pol/Phase
	MHz	dBuV/m	dBuV/m	dB	dBuV	dB	dB/m	dB	deg	cm		
1	5590.50	62.93	68.20	-5.27	55.43	7.94	34.05	34.49	353	193	Peak	VERTICAL
2	5780.99	113.41			105.45	7.84	34.65	34.53	353	193	Average	VERTICAL
3	5790.50	124.54			116.54	7.83	34.70	34.53	353	193	Peak	VERTICAL
4	5994.00	62.02	68.20	-6.18	53.58	7.71	35.30	34.57	353	193	Peak	VERTICAL

Item 2, 3 are the fundamental frequency at 5785 MHz.

Note: Both antenna polarizations have been tested and only the worst case was recorded in test report.

Channel 165



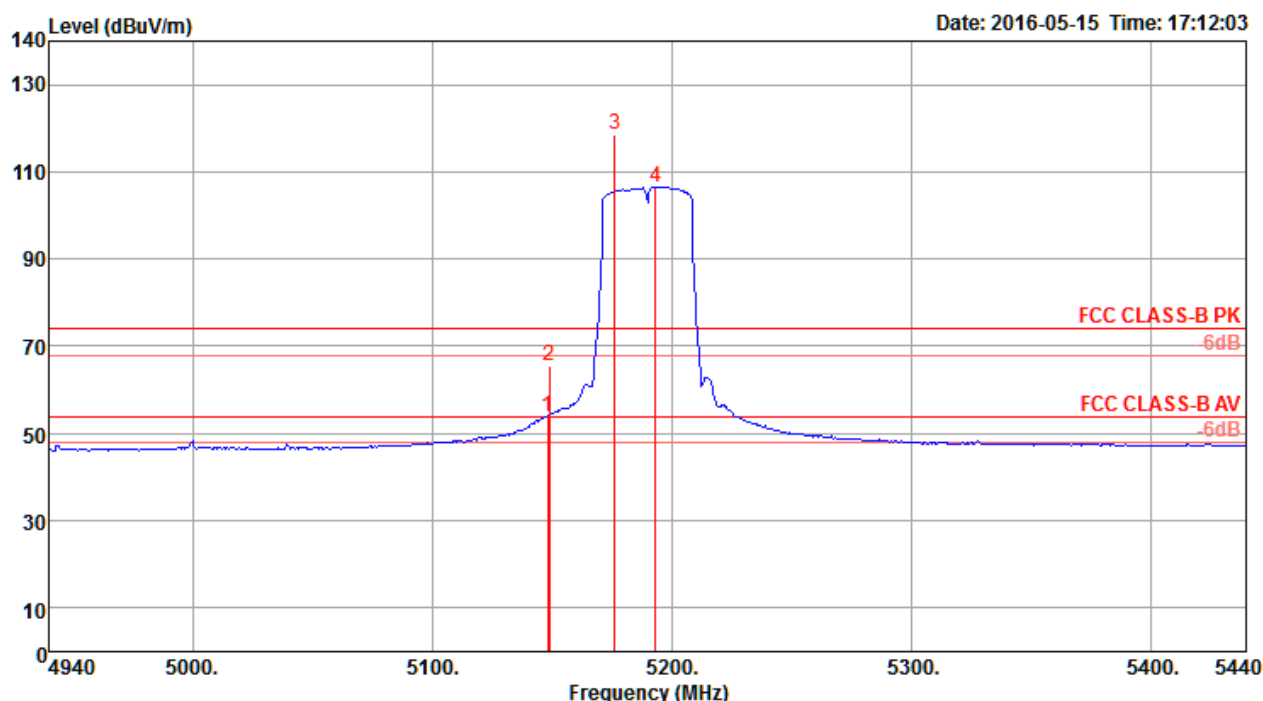
	Freq	Level	Limit	Over	Read	CableAntenna	Preamp	T/Pos	A/Pos	Remark	Pol/Phase
	MHz	dBuV/m	dBuV/m	dB	dBuV	dB	dB/m	dB	deg	cm	
1	5640.50	62.53	68.20	-5.67	54.86	7.92	34.25	34.50	0	197 Peak	VERTICAL
2	5820.99	112.59			104.56	7.82	34.75	34.54	0	197 Average	VERTICAL
3	5827.50	124.70			116.63	7.81	34.80	34.54	0	197 Peak	VERTICAL
4	5952.50	63.51	68.20	-4.69	55.18	7.74	35.15	34.56	0	197 Peak	VERTICAL

Item 2, 3 are the fundamental frequency at 5825 MHz.

Note: Both antenna polarizations have been tested and only the worst case was recorded in test report.

Temperature	22°C	Humidity	56%
Test Engineer	Nyle Chang & Peter Wu & Gary Chu & DK Chang & Eddie Weng & Stim Song & Brain Sun	Configurations	IEEE 802.11ac MCS0/Nss2 VHT40 CH 38, 46 / Chain 1 + Chain 2 + Chain 3 + Chain 4
Test Mode	Mode 4		

Channel 38

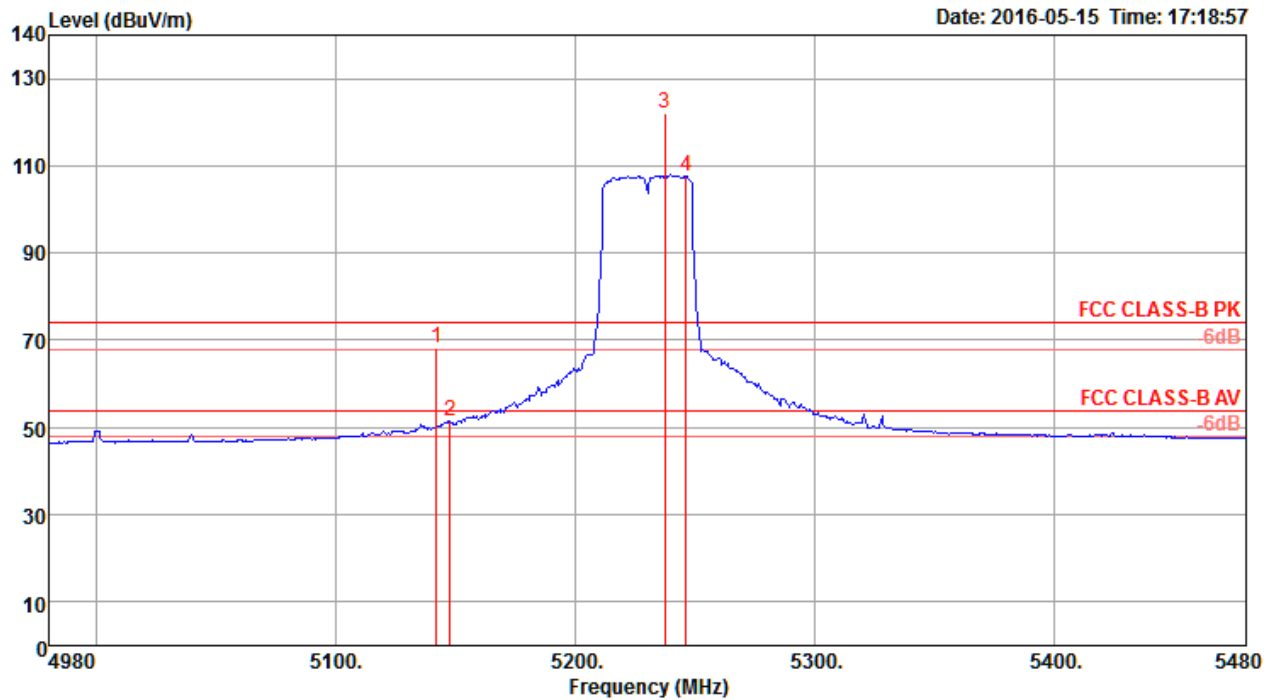


	Freq	Level	Limit	Over	Read	Cable	Antenna	Preamp	T/Pos	A/Pos	Remark	Pol/Phase
	MHz	dBuV/m	dBuV/m	dB	dBuV	dB	dB/m	dB	deg	cm		
1	5148.33	53.75	54.00	-0.25	47.01	7.90	33.31	34.47	0	198	Average	HORIZONTAL
2	5149.14	65.35	74.00	-8.65	58.61	7.90	33.31	34.47	0	198	Peak	HORIZONTAL
3	5176.38	118.43			111.60	7.95	33.35	34.47	0	198	Peak	HORIZONTAL
4	5193.21	106.42			99.53	7.98	33.38	34.47	0	198	Average	HORIZONTAL

Item 3, 4 are the fundamental frequency at 5190 MHz.

Note: Both antenna polarizations have been tested and only the worst case was recorded in test report.

Channel 46

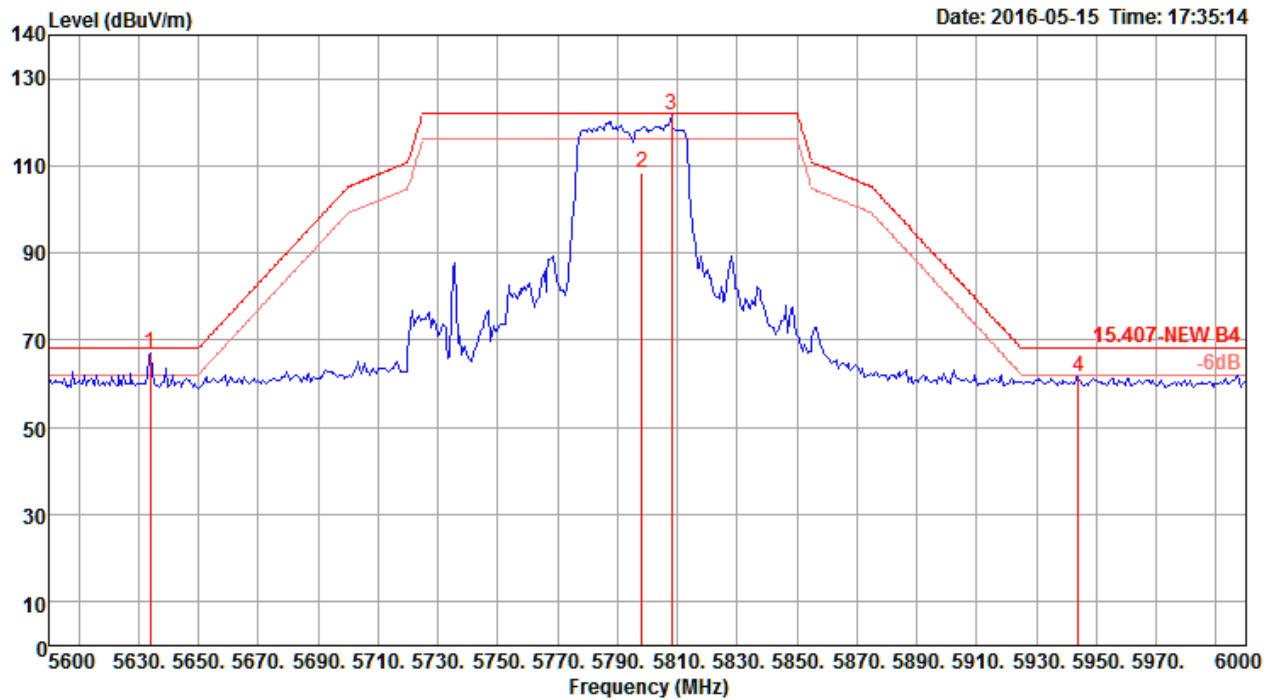


	Freq	Level	Limit	Over	Read	CableAntenna	Preamp	T/Pos	A/Pos	Remark	Pol/Phase
	MHz	dBuV/m	dBuV/m	dB	dBuV	dB	dB/m	dB	deg	cm	
1	5141.86	68.39	74.00	-5.61	61.65	7.90	33.31	34.47	0	195 Peak	VERTICAL
2	5147.47	51.39	54.00	-2.61	44.65	7.90	33.31	34.47	0	195 Average	VERTICAL
3	5237.21	121.90			114.98	7.95	33.44	34.47	0	195 Peak	VERTICAL
4	5246.03	107.74			100.82	7.95	33.44	34.47	0	195 Average	VERTICAL

Item 3, 4 are the fundamental frequency at 5230 MHz.

Note: Both antenna polarizations have been tested and only the worst case was recorded in test report.

Channel 159



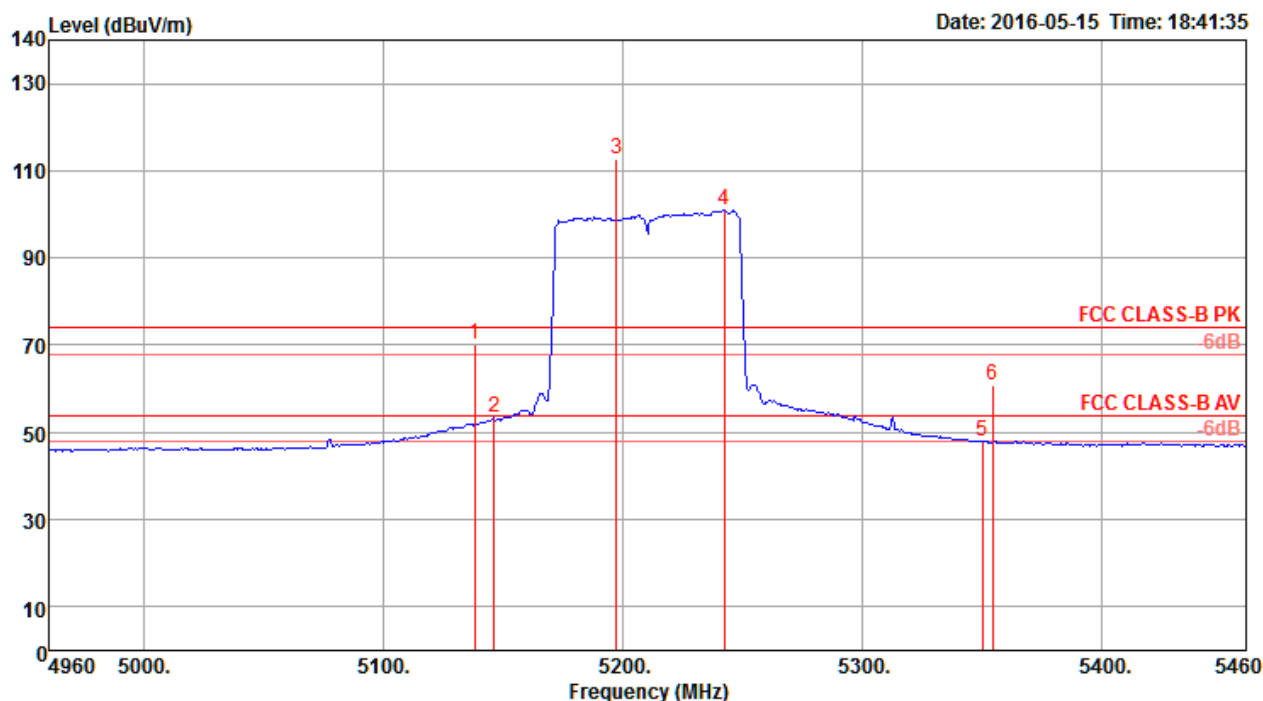
	Freq	Level	Limit	Over	Read	CableAntenna	Preamp	T/Pos	A/Pos	Remark	Pol/Phase
	MHz	dBuV/m	dBuV/m	dB	dBuV	dB	dB/m	dB	deg	cm	
1	5634.00	67.22	68.20	-0.98	59.59	7.93	34.20	34.50	0	196 Peak	VERTICAL
2	5798.21	108.46			100.46	7.83	34.70	34.53	0	196 Average	VERTICAL
3	5808.00	121.83			113.79	7.82	34.75	34.53	0	196 Peak	VERTICAL
4	5944.00	61.58	68.20	-6.62	53.25	7.74	35.15	34.56	0	196 Peak	VERTICAL

Item 2, 3 are the fundamental frequency at 5795 MHz.

Note: Both antenna polarizations have been tested and only the worst case was recorded in test report.

Temperature	22°C	Humidity	56%
Test Engineer	Nyle Chang & Peter Wu & Gary Chu & DK Chang & Eddie Weng & Stim Song & Brain Sun	Configurations	IEEE 802.11ac MCS0/Nss2 VHT80 CH 42, 155 / Chain 1 + Chain 2 + Chain 3 + Chain 4
Test Mode	Mode 4		

Channel 42

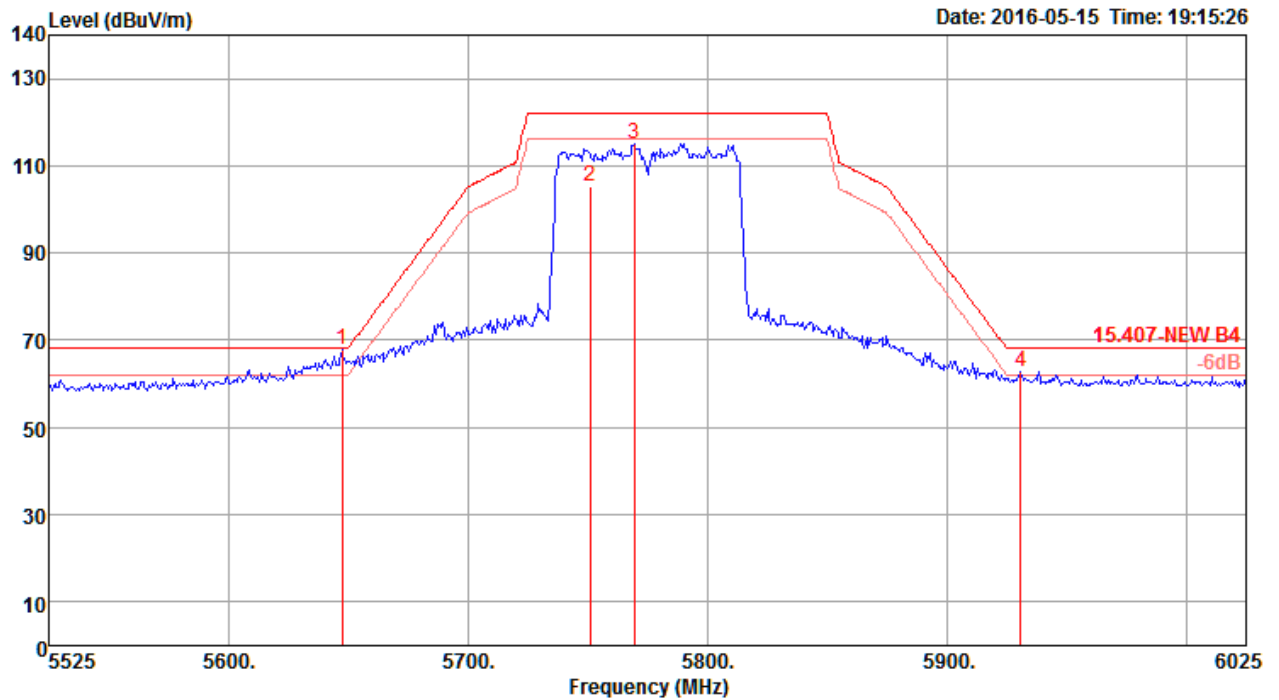


	Freq	Level	Limit	Over	Read	CableAntenna	Preamp	A/Pos	T/Pos	Remark	Pol/Phase
	MHz	dBuV/m	dBuV/m	dB	dBuV	dB	dB/m	dB	cm	deg	
1	5137.89	70.05	74.00	-3.95	63.35	7.88	33.29	34.47	200	360	Peak
2	5145.85	53.35	54.00	-0.65	46.61	7.90	33.31	34.47	200	360	Average
3	5197.18	112.55			105.66	7.98	33.38	34.47	200	360	Peak
4	5242.00	101.03			94.11	7.95	33.44	34.47	200	360	Average
5	5350.00	48.06	54.00	-5.94	41.05	7.89	33.59	34.47	200	360	Average
6	5354.23	60.83	74.00	-13.17	53.81	7.88	33.61	34.47	200	360	Peak

Item 3, 4 are the fundamental frequency at 5210 MHz.

Note: Both antenna polarizations have been tested and only the worst case was recorded in test report.

Channel 155



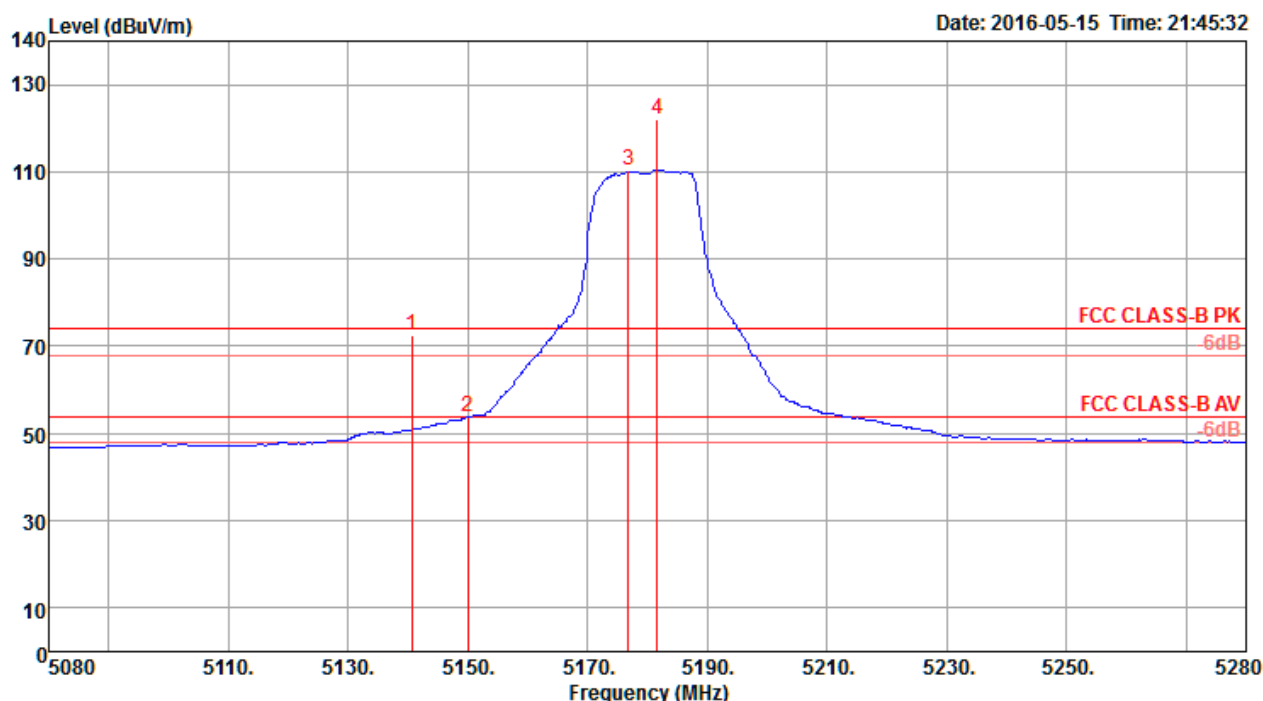
	Freq	Level	Limit	Over	Read	CableAntenna	Preamp	A/Pos	T/Pos	Remark	Pol/Phase
	MHz	dBuV/m	dBuV/m	dB	dBuV	dB	dB/m	dB	cm	deg	
1	5647.50	67.98	68.20	-0.22	60.31	7.92	34.25	34.50	197	355 Peak	VERTICAL
2	5750.96	105.33			97.44	7.86	34.55	34.52	197	355 Average	VERTICAL
3	5769.50	115.04			107.12	7.85	34.60	34.53	197	355 Peak	VERTICAL
4	5931.00	62.79	68.20	-5.41	54.50	7.75	35.10	34.56	197	355 Peak	VERTICAL

Item 2, 3 are the fundamental frequency at 5775 MHz.

Note: Both antenna polarizations have been tested and only the worst case was recorded in test report.

Temperature	22°C	Humidity	56%
Test Engineer	Nyle Chang & Peter Wu & Gary Chu & DK Chang & Eddie Weng & Stim Song & Brain Sun	Configurations	IEEE 802.11ac MCS0/Nss3 VHT20 CH 36, 40, 48 / Chain 1 + Chain 2 + Chain 3 + Chain 4
Test Mode	Mode 4		

Channel 36

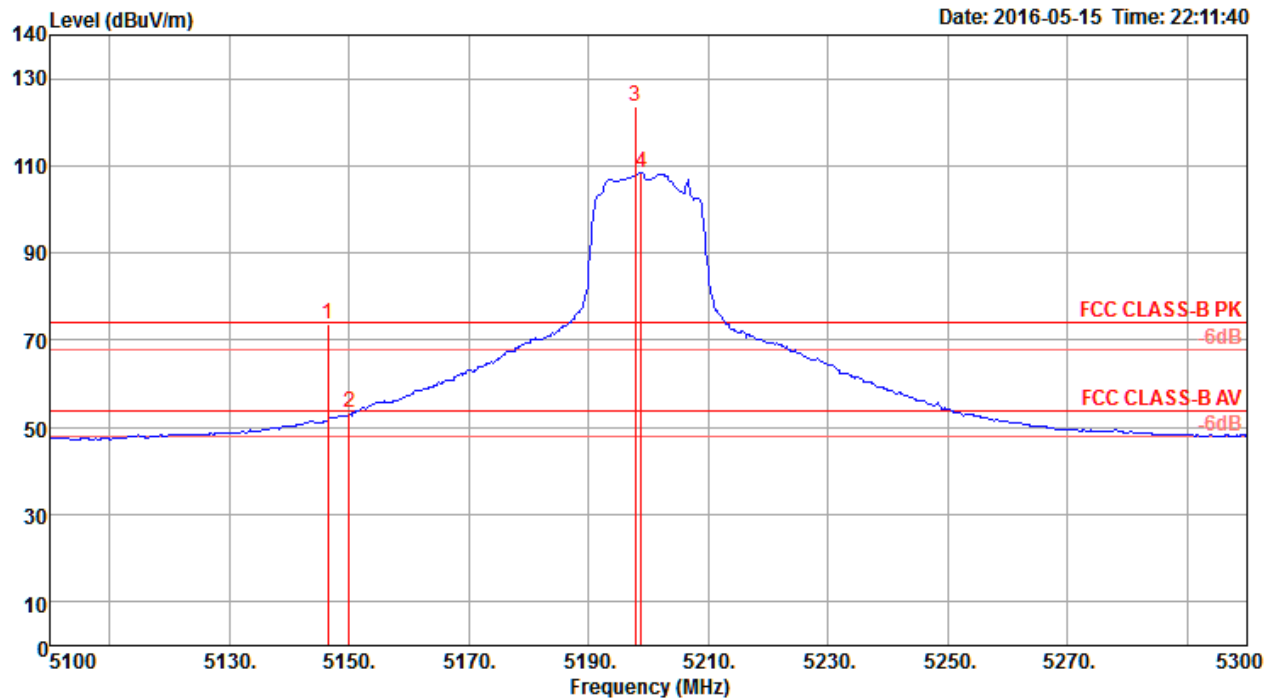


	Freq	Level	Limit	Over	Read	CableAntenna	Preampl	T/Pos	A/Pos	Remark	Pol/Phase
	MHz	dBuV/m	dBuV/m	dB	dBuV	dB	dB/m	dB	deg	cm	
1	5140.58	72.71	74.00	-1.29	66.01	7.88	33.29	34.47	349	200 Peak	HORIZONTAL
2	5150.00	53.88	54.00	-0.12	47.14	7.90	33.31	34.47	349	200 Average	HORIZONTAL
3	5176.80	110.24			103.41	7.95	33.35	34.47	349	200 Average	HORIZONTAL
4	5181.60	121.96			115.13	7.95	33.35	34.47	349	200 Peak	HORIZONTAL

Item 3, 4 are the fundamental frequency at 5180 MHz.

Note: Both antenna polarizations have been tested and only the worst case was recorded in test report.

Channel 40

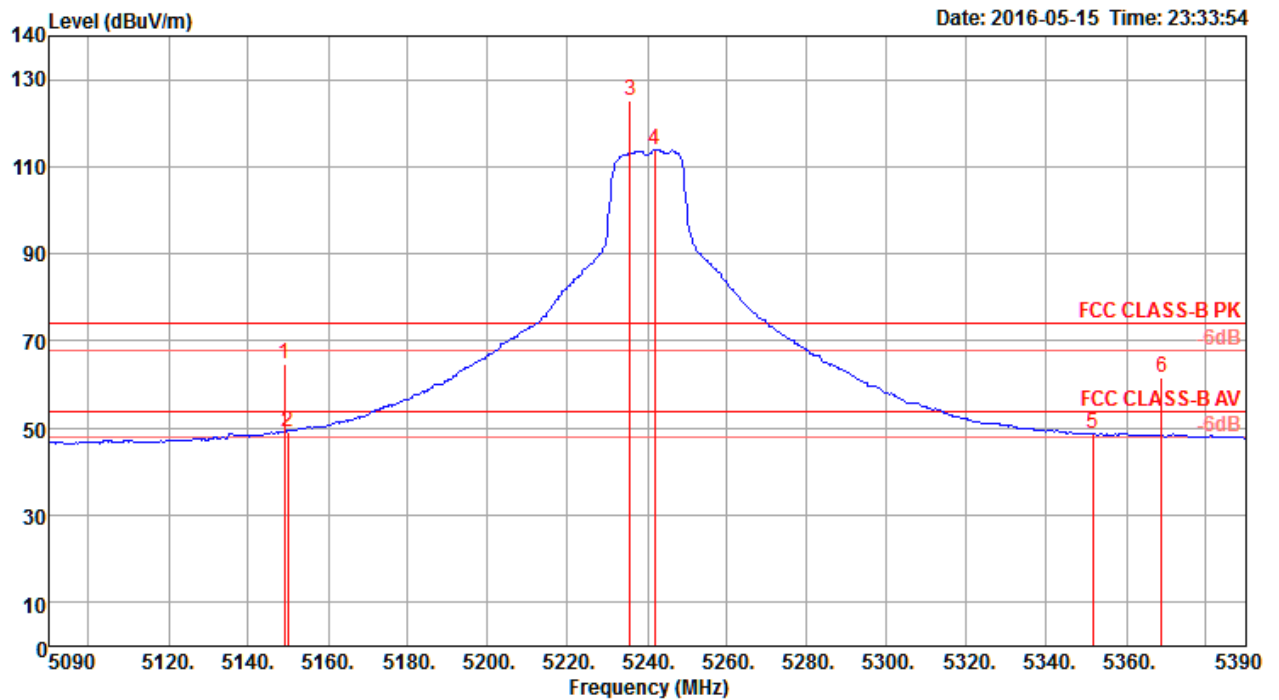


	Freq	Level	Limit	Over	Read	CableAntenna	Preamp	T/Pos	A/Pos	Remark	Pol/Phase
	MHz	dBuV/m	dBuV/m	dB	dBuV	dB	dB/m	dB	deg	cm	
1	5146.47	73.85	74.00	-0.15	67.11	7.90	33.31	34.47	11	200 Peak	HORIZONTAL
2	5150.00	53.25	54.00	-0.75	46.51	7.90	33.31	34.47	11	200 Average	HORIZONTAL
3	5197.76	123.46			116.57	7.98	33.38	34.47	11	200 Peak	HORIZONTAL
4	5198.80	108.55			101.66	7.98	33.38	34.47	11	200 Average	HORIZONTAL

Item 3, 4 are the fundamental frequency at 5200 MHz.

Note: Both antenna polarizations have been tested and only the worst case was recorded in test report.

Channel 48



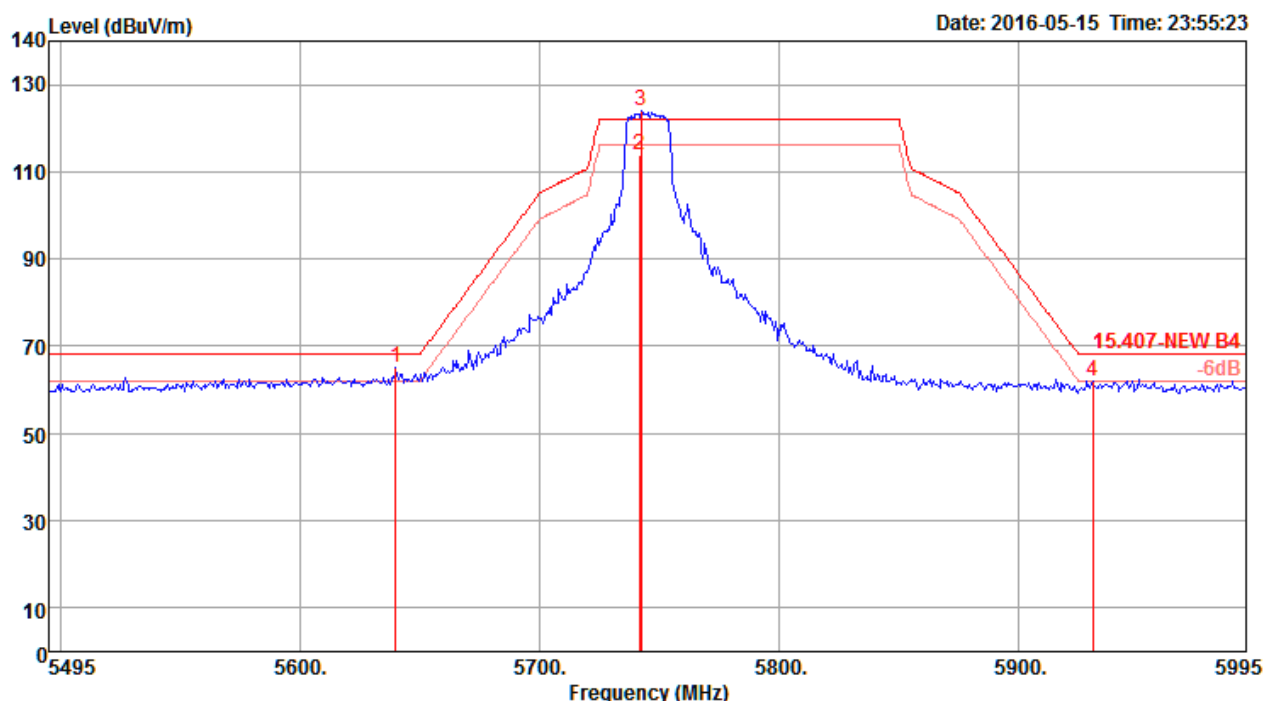
	Freq	Level	Limit	Over	Read	CableAntenna	Preamp	T/Pos	A/Pos	Remark	Pol/Phase
	MHz	dBuV/m	dBuV/m	dB	dBuV	dB	dB/m	dB	deg	cm	
1	5149.14	64.80	74.00	-9.20	58.06	7.90	33.31	34.47	355	197 Peak	VERTICAL
2	5150.00	49.25	54.00	-4.75	42.51	7.90	33.31	34.47	355	197 Average	VERTICAL
3	5235.67	125.11			118.19	7.95	33.44	34.47	355	197 Peak	VERTICAL
4	5241.80	114.03			107.11	7.95	33.44	34.47	355	197 Average	VERTICAL
5	5351.54	48.79	54.00	-5.21	41.78	7.89	33.59	34.47	355	197 Average	VERTICAL
6	5368.85	61.80	74.00	-12.20	54.78	7.88	33.61	34.47	355	197 Peak	VERTICAL

Item 3, 4 are the fundamental frequency at 5240 MHz.

Note: Both antenna polarizations have been tested and only the worst case was recorded in test report.

Temperature	22°C	Humidity	56%
Test Engineer	Nyle Chang & Peter Wu & Gary Chu & DK Chang & Eddie Weng & Stim Song & Brain Sun	Configurations	IEEE 802.11ac MCS0/Nss3 VHT20 CH 149, 157, 165 / Chain 1 + Chain 2 + Chain 3 + Chain 4
Test Mode	Mode 4		

Channel 149

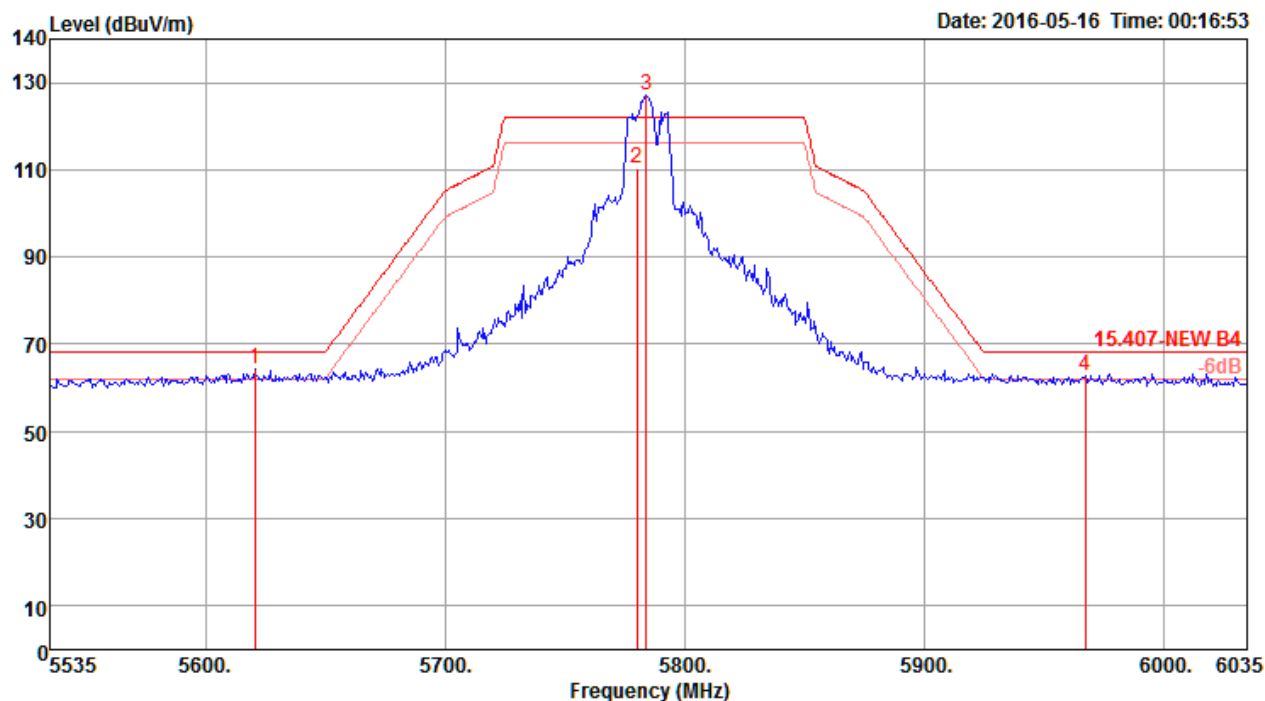


	Freq	Level	Limit	Over	Read	CableAntenna	Preamp	T/Pos	A/Pos	Remark	Pol/Phase
	MHz	dBuV/m	dBuV/m	dB	dBuV	dB	dB/m	dB	deg	cm	
1	5640.00	64.98	68.20	-3.22	57.35	7.93	34.20	34.50	0	194 Peak	VERTICAL
2	5741.80	113.72			105.83	7.86	34.55	34.52	0	194 Average	VERTICAL
3	5742.50	124.04			116.15	7.86	34.55	34.52	0	194 Peak	VERTICAL
4	5931.00	61.88	68.20	-6.32	53.59	7.75	35.10	34.56	0	194 Peak	VERTICAL

Item 2, 3 are the fundamental frequency at 5745 MHz.

Note: Both antenna polarizations have been tested and only the worst case was recorded in test report.

Channel 157

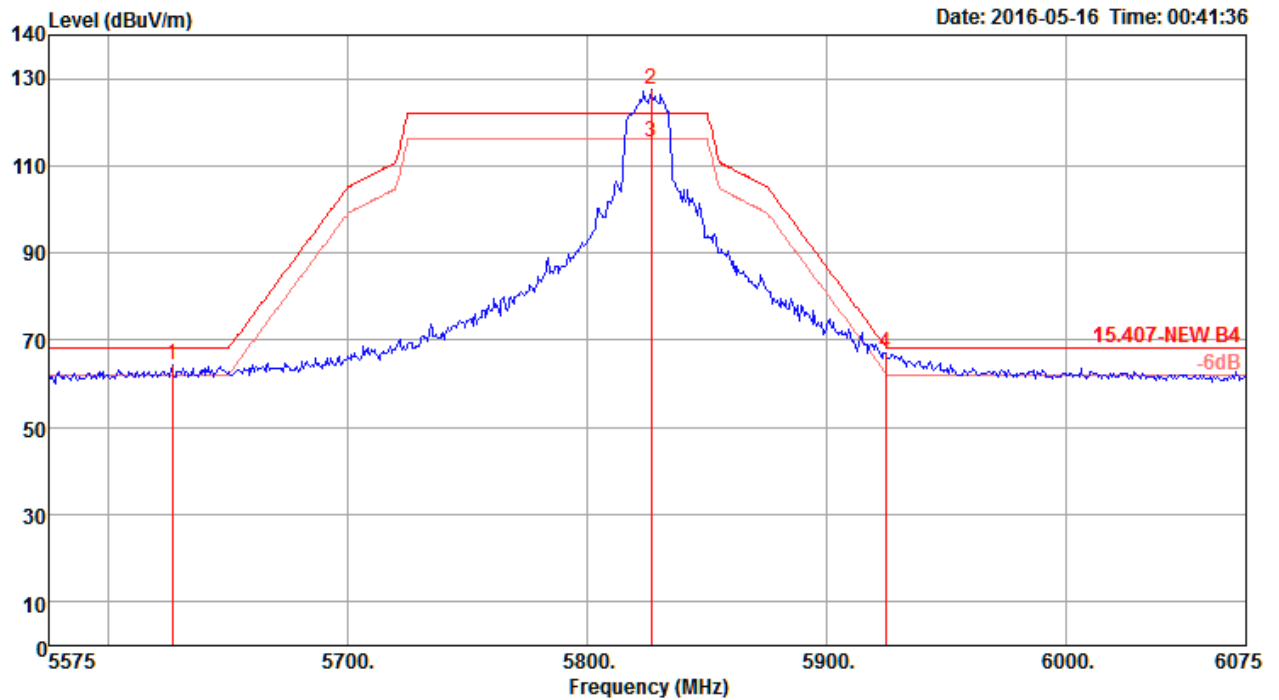


	Freq	Level	Limit	Over	Read	CableAntenna	Preamp	T/Pos	A/Pos	Remark	Pol/Phase
	MHz	dBuV/m	dBuV/m	dB	dBuV	dB	dB/m	dB	deg	cm	
1	5620.50	64.32	68.20	-3.88	56.73	7.94	34.15	34.50	0	195 Peak	HORIZONTAL
2	5780.19	110.49			102.53	7.84	34.65	34.53	0	195 Average	HORIZONTAL
3	5784.00	127.01			119.05	7.84	34.65	34.53	0	195 Peak	HORIZONTAL
4	5967.50	62.74	68.20	-5.46	54.37	7.73	35.20	34.56	0	195 Peak	HORIZONTAL

Item 2, 3 are the fundamental frequency at 5785 MHz.

Note: Both antenna polarizations have been tested and only the worst case was recorded in test report.

Channel 165



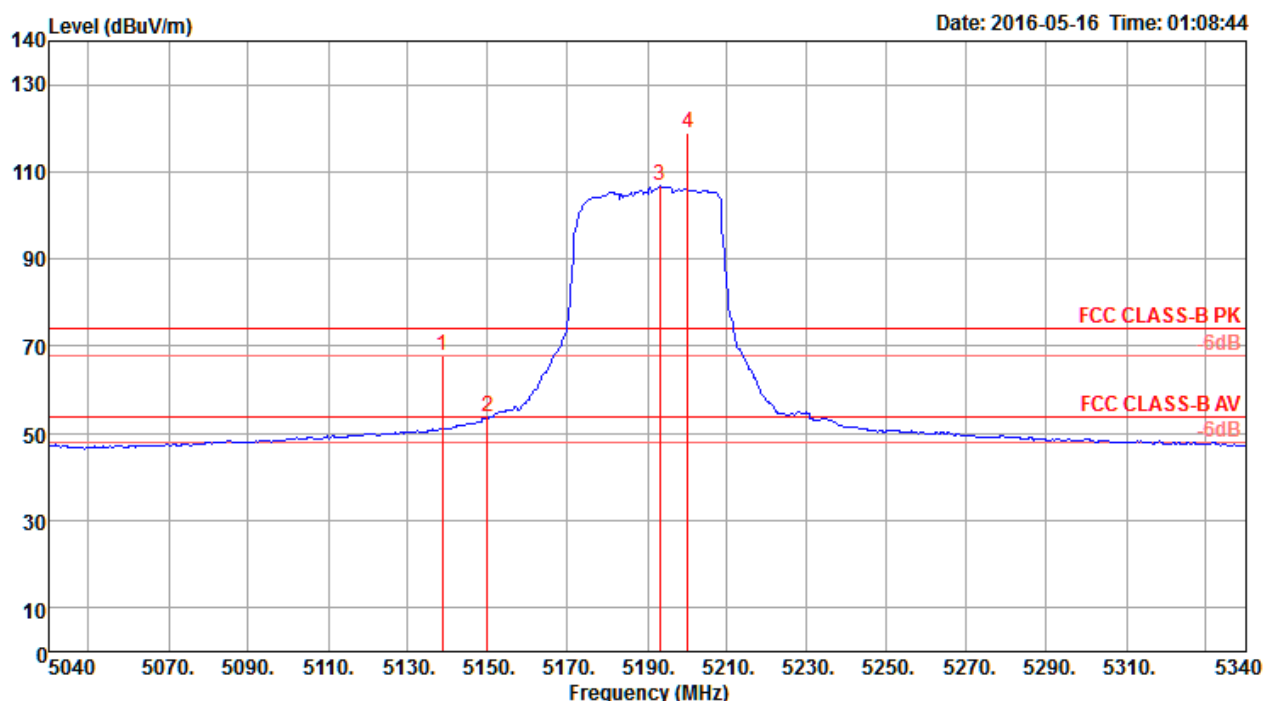
	Freq	Level	Limit	Over	Read	CableAntenna	Preamp	T/Pos	A/Pos	Remark	Pol/Phase
	MHz	dBuV/m	dBuV/m	dB	dBuV	dB	dB/m	dB	deg	cm	
1	5626.50	64.33	68.20	-3.87	56.70	7.93	34.20	34.50	2	197 Peak	HORIZONTAL
2	5826.50	127.62			119.55	7.81	34.80	34.54	2	197 Peak	HORIZONTAL
3	5826.60	115.54			107.47	7.81	34.80	34.54	2	197 Average	HORIZONTAL
4	5924.50	67.19	68.57	-1.38	58.90	7.75	35.10	34.56	2	197 Peak	HORIZONTAL

Item 2, 3 are the fundamental frequency at 5825 MHz.

Note: Both antenna polarizations have been tested and only the worst case was recorded in test report.

Temperature	22°C	Humidity	56%
Test Engineer	Nyle Chang & Peter Wu & Gary Chu & DK Chang & Eddie Weng & Stim Song & Brain Sun	Configurations	IEEE 802.11ac MCS0/Nss3 VHT40 CH 38, 46 / Chain 1 + Chain 2 + Chain 3 + Chain 4
Test Mode	Mode 4		

Channel 38

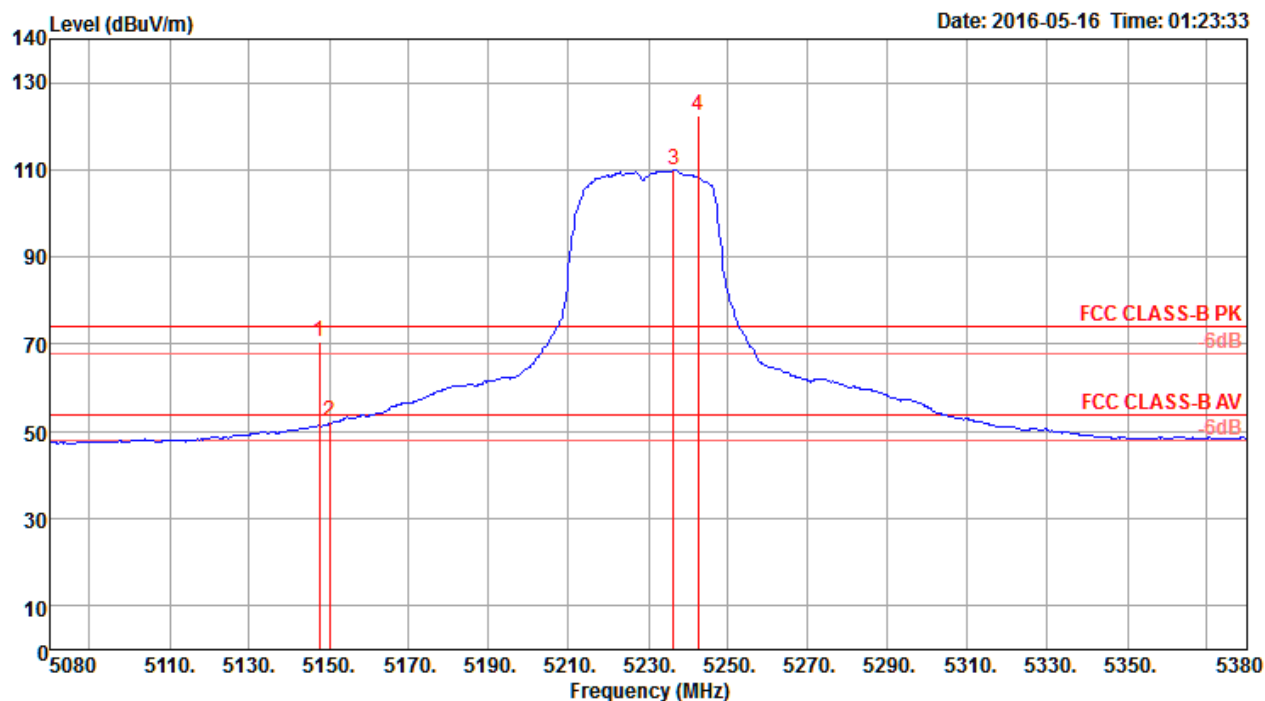


	Freq	Level	Limit	Over	Read	CableAntenna	Preamp	T/Pos	A/Pos	Remark	Pol/Phase
	MHz	dBuV/m	dBuV/m	dB	dBuV	dB	dB/m	dB	deg	cm	
1	5138.56	67.81	74.00	-6.19	61.11	7.88	33.29	34.47	7	200 Peak	HORIZONTAL
2	5150.00	53.65	54.00	-0.35	46.91	7.90	33.31	34.47	7	200 Average	HORIZONTAL
3	5193.00	106.67			99.78	7.98	33.38	34.47	7	200 Average	HORIZONTAL
4	5200.10	118.86			111.97	7.98	33.38	34.47	7	200 Peak	HORIZONTAL

Item 3, 4 are the fundamental frequency at 5190 MHz.

Note: Both antenna polarizations have been tested and only the worst case was recorded in test report.

Channel 46



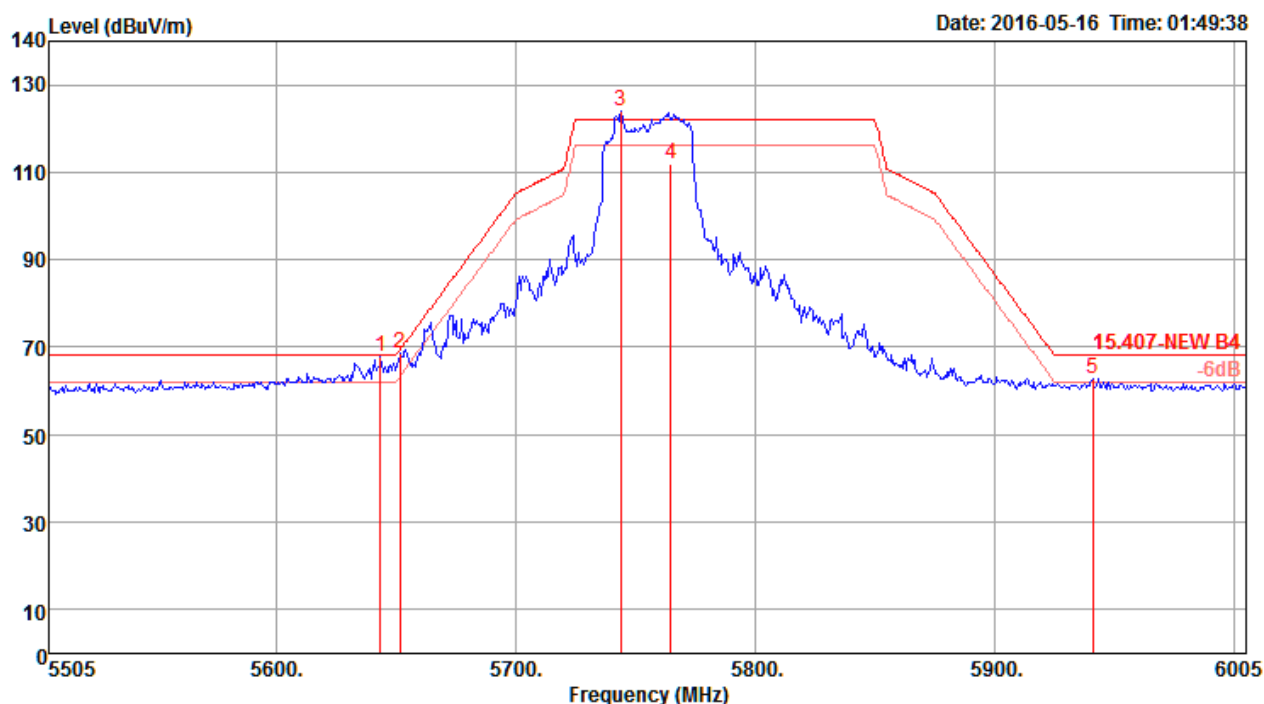
	Freq	Level	Limit	Over	Read	CableAntenna	Preamp	T/Pos	A/Pos	Remark	Pol/Phase
	MHz	dBuV/m	dBuV/m	dB	dBuV	dB	dB/m	dB	deg	cm	
1	5147.60	70.50	74.00	-3.50	63.76	7.90	33.31	34.47	360	202 Peak	HORIZONTAL
2	5150.00	52.32	54.00	-1.68	45.58	7.90	33.31	34.47	360	202 Average	HORIZONTAL
3	5236.30	109.84			102.92	7.95	33.44	34.47	360	202 Average	HORIZONTAL
4	5242.50	122.38			115.46	7.95	33.44	34.47	360	202 Peak	HORIZONTAL

Item 3, 4 are the fundamental frequency at 5230 MHz.

Note: Both antenna polarizations have been tested and only the worst case was recorded in test report.

Temperature	22°C	Humidity	56%
Test Engineer	Nyle Chang & Peter Wu & Gary Chu & DK Chang & Eddie Weng & Stim Song & Brain Sun	Configurations	IEEE 802.11ac MCS0/Nss3 VHT40 CH 151, 159 / Chain 1 + Chain 2 + Chain 3 + Chain 4
Test Mode	Mode 4		

Channel 151

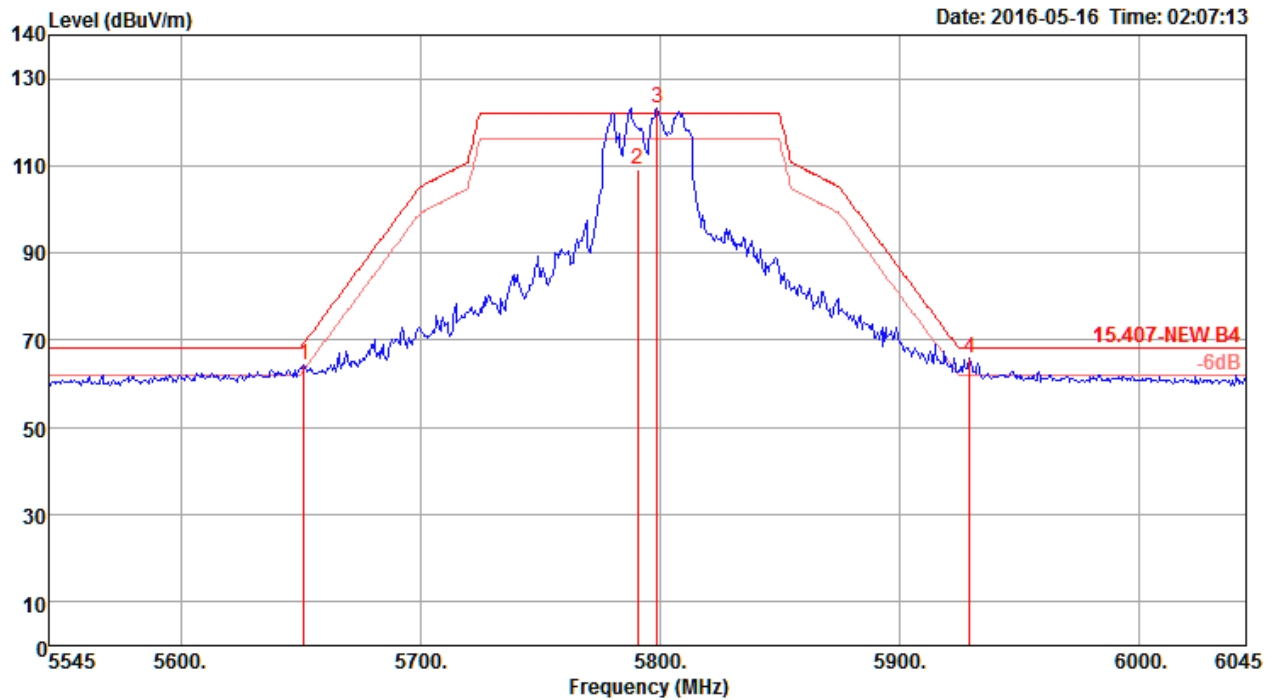


	Freq	Level	Limit	Over	Read	Cable	Antenna	Preamp	T/Pos	A/Pos	Remark	Pol/Phase
	MHz	dBuV/m	dBuV/m	dB	dBuV	dB	dB/m	dB	deg	cm		
1	5643.50	67.91	68.20	-0.29	60.24	7.92	34.25	34.50	0	205	Peak	HORIZONTAL
2	5651.50	68.79	69.31	-0.52	61.12	7.92	34.25	34.50	0	205	Peak	HORIZONTAL
3	5744.00	124.13			116.24	7.86	34.55	34.52	0	205	Peak	HORIZONTAL
4	5764.62	111.85			103.93	7.85	34.60	34.53	0	205	Average	HORIZONTAL
5	5941.00	62.92	68.20	-5.28	54.63	7.75	35.10	34.56	0	205	Peak	HORIZONTAL

Item 3, 4 are the fundamental frequency at 5755 MHz.

Note: Both antenna polarizations have been tested and only the worst case was recorded in test report.

Channel 159



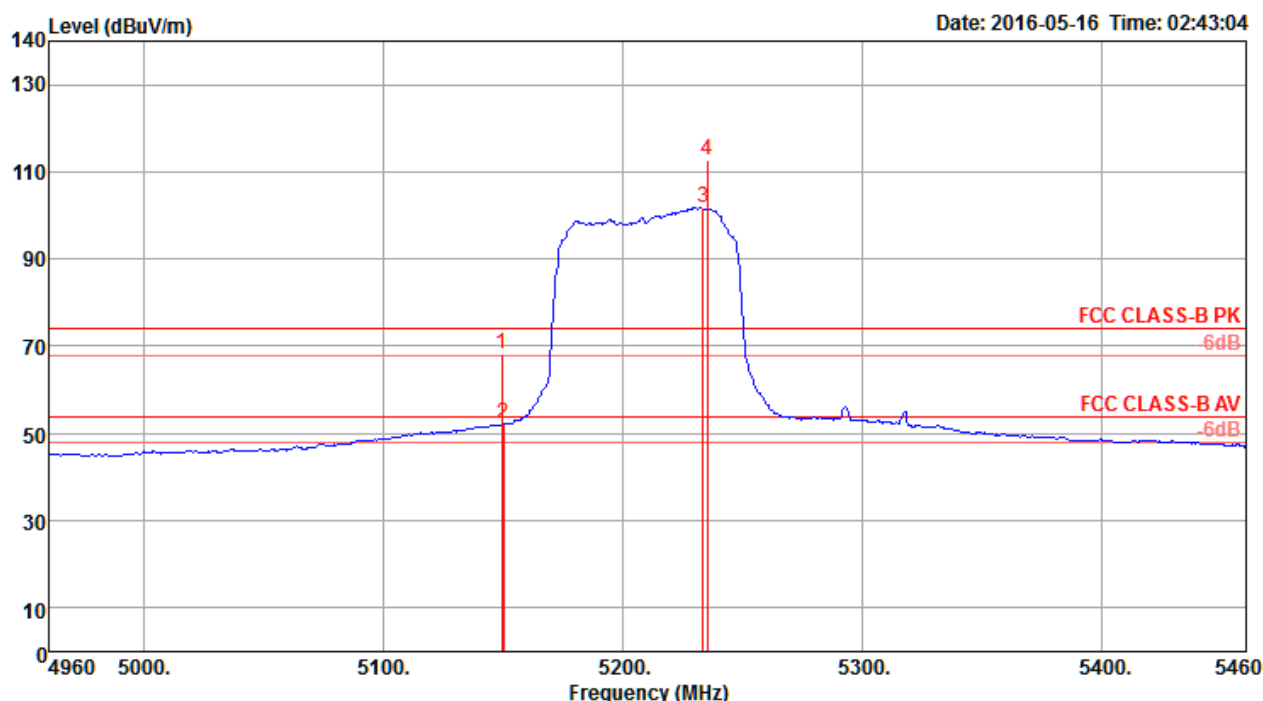
	Freq	Level	Limit	Over	Read	CableAntenna	Preamp	T/Pos	A/Pos	Remark	Pol/Phase
	MHz	dBuV/m	dBuV/m	dB	dBuV	dB	dB/m	dB	deg	cm	
1	5651.50	64.37	69.31	-4.94	56.70	7.92	34.25	34.50	6	200 Peak	HORIZONTAL
2	5790.99	109.09			101.09	7.83	34.70	34.53	6	200 Average	HORIZONTAL
3	5799.00	123.26			115.26	7.83	34.70	34.53	6	200 Peak	HORIZONTAL
4	5929.50	65.83	68.20	-2.37	57.54	7.75	35.10	34.56	6	200 Peak	HORIZONTAL

Item 2, 3 are the fundamental frequency at 5795 MHz.

Note: Both antenna polarizations have been tested and only the worst case was recorded in test report.

Temperature	22°C	Humidity	56%
Test Engineer	Nyle Chang & Peter Wu & Gary Chu & DK Chang & Eddie Weng & Stim Song & Brain Sun	Configurations	IEEE 802.11ac MCS0/Nss3 VHT80 CH 42, 155 / Chain 1 + Chain 2 + Chain 3 + Chain 4
Test Mode	Mode 4		

Channel 42

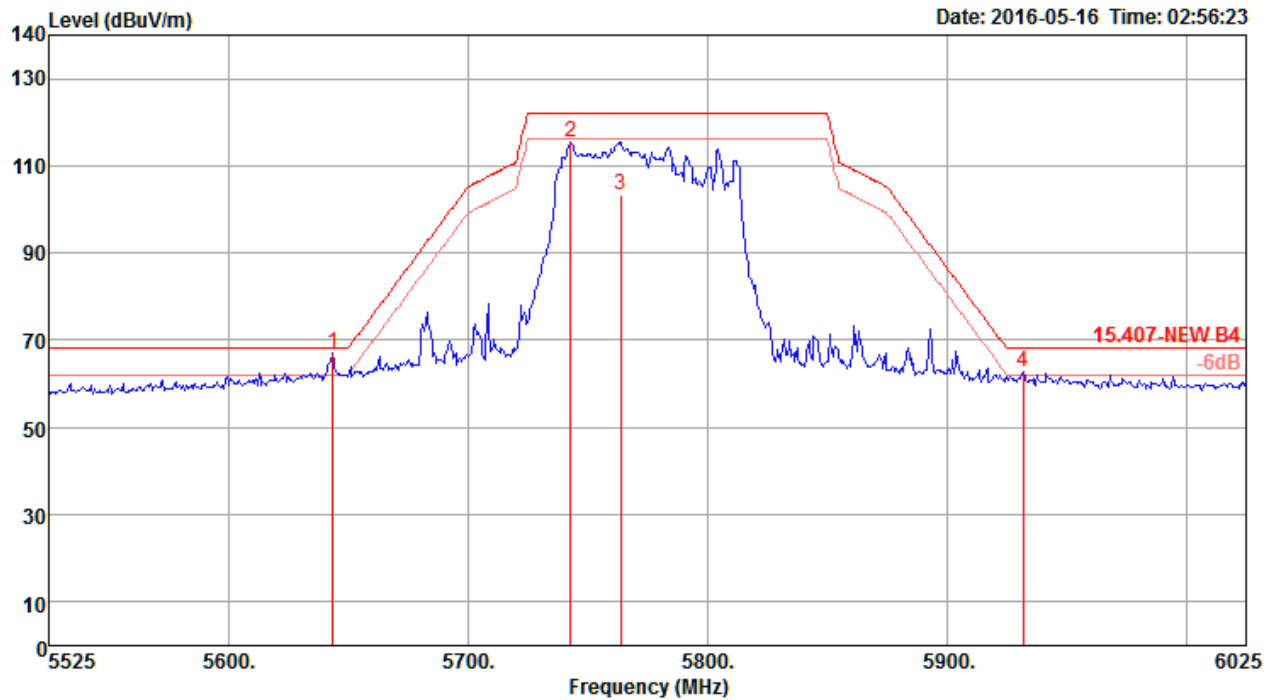


	Freq	Level	Limit	Over	Read	CableAntenna	Preamp	T/Pos	A/Pos	Remark	Pol/Phase
	MHz	dBuV/m	dBuV/m	dB	dBuV	dB	dB/m	dB	deg	cm	
1	5149.10	68.08	74.00	-5.92	61.34	7.90	33.31	34.47	350	179 Peak	HORIZONTAL
2	5150.00	52.07	54.00	-1.93	45.33	7.90	33.31	34.47	350	179 Average	HORIZONTAL
3	5233.24	101.83			94.91	7.95	33.44	34.47	350	179 Average	HORIZONTAL
4	5234.84	112.81			105.89	7.95	33.44	34.47	350	179 Peak	HORIZONTAL

Item 3, 4 are the fundamental frequency at 5210 MHz.

Note: Both antenna polarizations have been tested and only the worst case was recorded in test report.

Channel 155



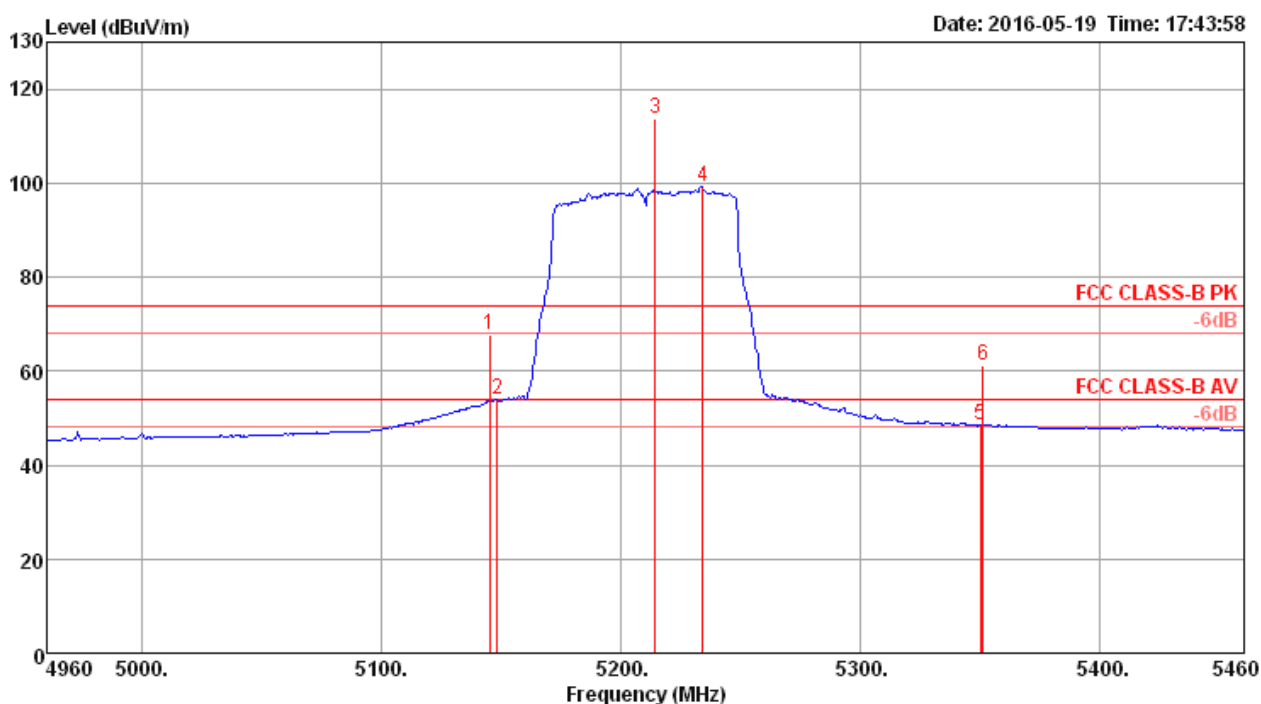
	Freq	Level	Limit	Over	Read	CableAntenna	Preamp	T/Pos	A/Pos	Remark	Pol/Phase
	MHz	dBuV/m	dBuV/m	dB	dBuV	dB	dB/m	dB	deg	cm	
1	5643.50	67.18	68.20	-1.02	59.51	7.92	34.25	34.50	1	180 Peak	HORIZONTAL
2	5743.00	115.61			107.72	7.86	34.55	34.52	1	180 Peak	HORIZONTAL
3	5763.78	103.40			95.47	7.85	34.60	34.52	1	180 Average	HORIZONTAL
4	5932.00	62.70	68.20	-5.50	54.41	7.75	35.10	34.56	1	180 Peak	HORIZONTAL

Item 2, 3 are the fundamental frequency at 5775 MHz.

Note: Both antenna polarizations have been tested and only the worst case was recorded in test report.

Temperature	22°C	Humidity	56%
Test Engineer	Nyle Chang & Peter Wu & Gary Chu & DK Chang & Eddie Weng & Stim Song & Brain Sun	Configurations	IEEE 802.11ac MCS0/Nss2 VHT80+80 Type 1 / CH 42+155 / Chain 1 + Chain 2 + Chain 3 + Chain 4
Test Mode	Mode 4		

Channel 42

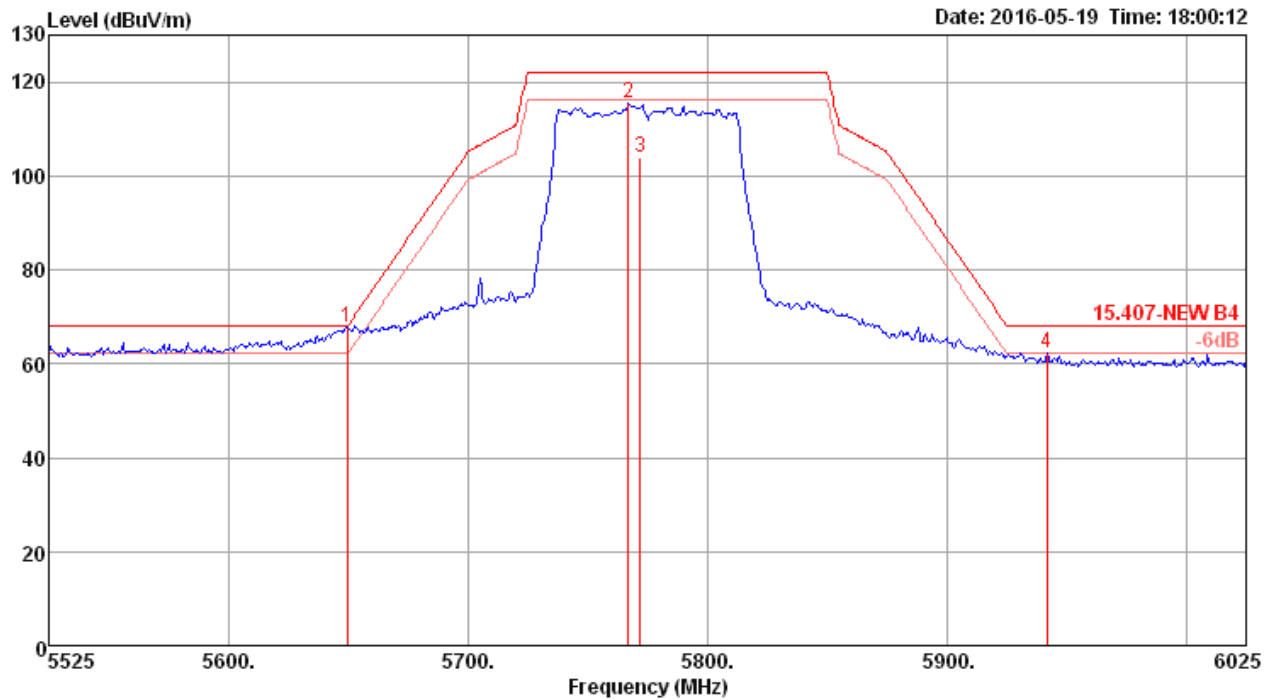


	Freq	Level	Limit	Over	Read	CableAntenna	Preamp	A/Pos	T/Pos	Remark	Pol/Phase
	MHz	dBuV/m	dBuV/m	dB	dBuV	dB	dB/m	dB	cm	deg	
1	5145.00	67.62	74.00	-6.38	56.50	10.43	33.74	33.05	210	192	Peak
2	5148.00	53.87	54.00	-0.13	42.75	10.43	33.74	33.05	210	192	Average
3	5214.00	113.57			102.30	10.48	33.84	33.05	210	192	Peak
4	5234.00	99.23			87.92	10.47	33.89	33.05	210	192	Average
5	5350.00	48.35	54.00	-5.65	36.92	10.43	34.06	33.06	210	192	Average
6	5351.00	61.19	74.00	-12.81	49.76	10.43	34.06	33.06	210	192	Peak

Item 3, 4 are the fundamental frequency at 5210 MHz.

Note: Both antenna polarizations have been tested and only the worst case was recorded in test report.

Channel 155



	Freq	Level	Limit	Over	Read	CableAntenna	Preamp	A/Pos	T/Pos	Remark	Pol/Phase
	MHz	dBuV/m	dBuV/m	dB	dBuV	dB	dB/m	dB	cm	deg	
1	5649.50	67.57	68.20	-0.63	55.46	10.83	34.39	33.11	200	180 Peak	HORIZONTAL
2	5767.00	115.54			103.48	10.75	34.46	33.15	200	180 Peak	HORIZONTAL
3	5772.00	103.97			91.91	10.74	34.47	33.15	200	180 Average	HORIZONTAL
4	5942.00	62.23	68.20	-5.97	49.60	11.26	34.57	33.20	200	180 Peak	HORIZONTAL

Item 2, 3 are the fundamental frequency at 5775 MHz.

Note: Both antenna polarizations have been tested and only the worst case was recorded in test report.

Note:

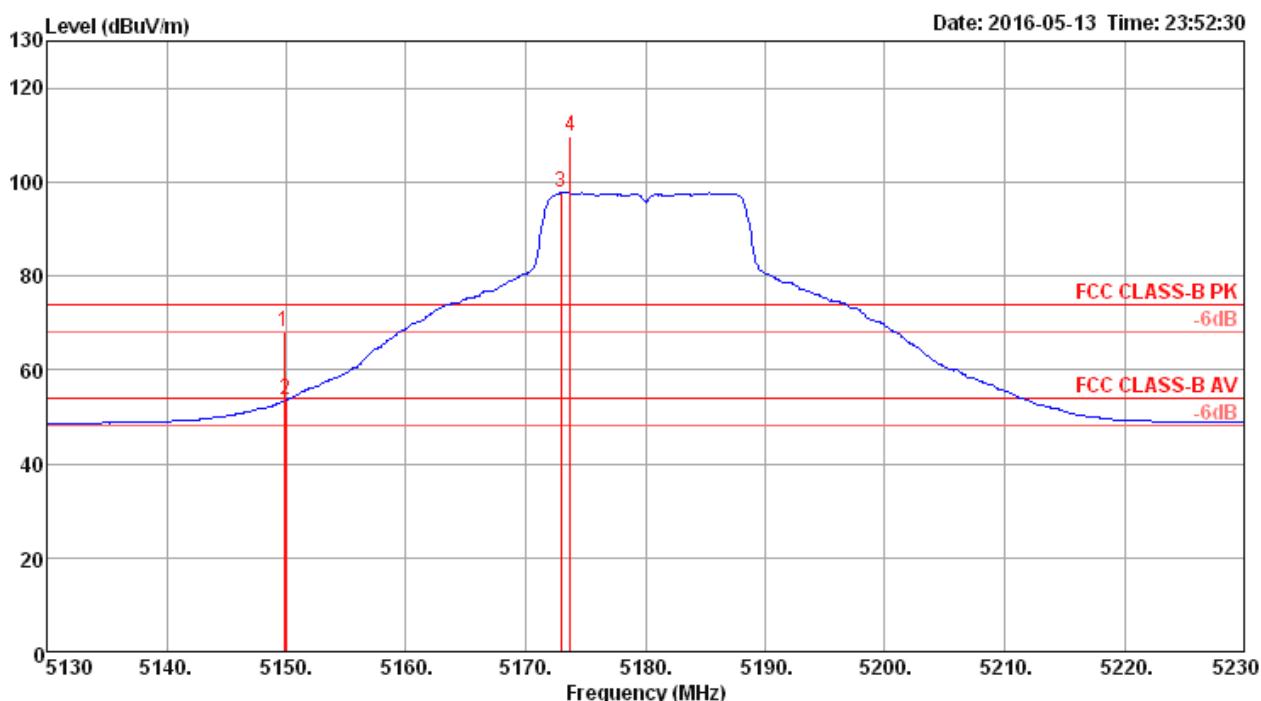
Emission level (dBuV/m) = 20 log Emission level (uV/m)

Corrected Reading: Antenna Factor + Cable Loss + Read Level - Preamp Factor = Level

<For Radio 3 Mode>

Temperature	22°C	Humidity	56%
Test Engineer	Nyle Chang & Peter Wu & Gary Chu & DK Chang & Eddie Weng & Stim Song & Brain Sun	Configurations	IEEE 802.11a CH 36, 40, 48 / Chain 5
Test Mode	Mode 5		

Channel 36

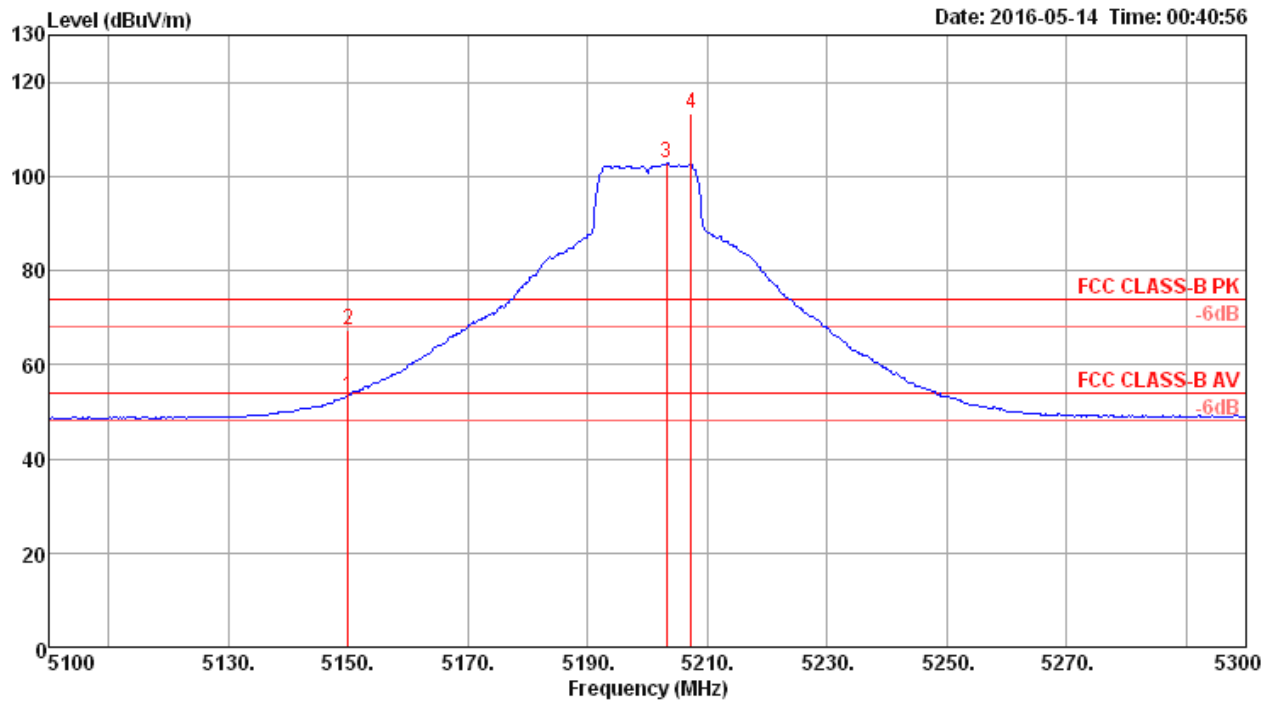


	Freq	Level	Limit Line	Over Limit	Read Level	Cable Loss	Antenna Factor	Preamp Factor	A/Pos	T/Pos	Remark	Pol/Phase
	MHz	dBuV/m	dBuV/m	dB	dBuV	dB	dB/m	dB	cm	deg		
1	5149.84	68.09	74.00	-5.91	59.44	7.96	33.74	33.05	256	327	Peak	VERTICAL
2	5150.00	53.58	54.00	-0.42	44.93	7.96	33.74	33.05	256	327	Average	VERTICAL
3	5172.95	97.73			89.01	7.98	33.79	33.05	256	327	Average	VERTICAL
4	5173.75	109.76			101.04	7.98	33.79	33.05	256	327	Peak	VERTICAL

Item 3, 4 are the fundamental frequency at 5180 MHz.

Note: Both antenna polarizations have been tested and only the worst case was recorded in test report.

Channel 40

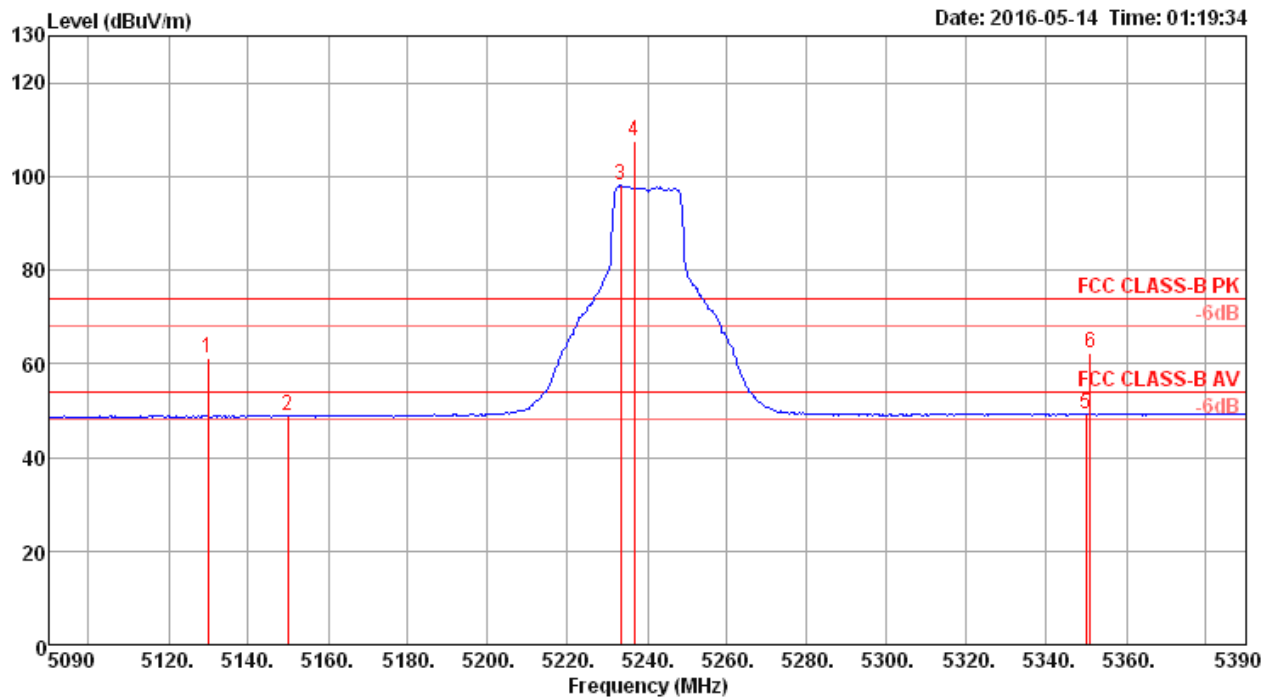


	Freq	Level	Limit	Over	Read	CableAntenna	Preamp	A/Pos	T/Pos	Remark	Pol/Phase
	MHz	dBuV/m	dBuV/m	dB	dBuV	dB	dB/m	dB	cm	deg	
1	5150.00	53.34	54.00	-0.66	44.69	7.96	33.74	33.05	252	329 Average	VERTICAL
2	5150.00	67.33	74.00	-6.67	58.68	7.96	33.74	33.05	252	329 Peak	VERTICAL
3	5203.21	102.72			93.93	8.00	33.84	33.05	252	329 Average	VERTICAL
4	5207.37	113.21			104.42	8.00	33.84	33.05	252	329 Peak	VERTICAL

Item 3, 4 are the fundamental frequency at 5200 MHz.

Note: Both antenna polarizations have been tested and only the worst case was recorded in test report.

Channel 48



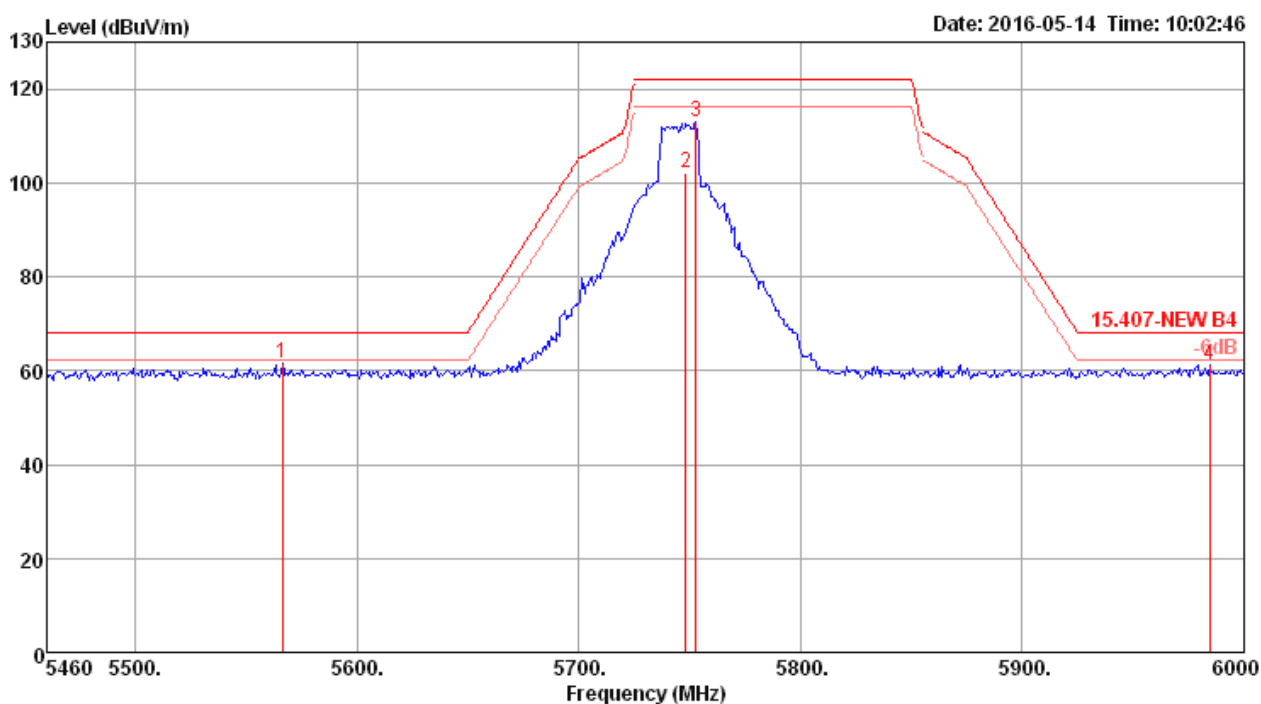
	Freq	Level	Limit	Over	Read	Cable	Antenna	Preamp	A/Pos	T/Pos	Remark	Pol/Phase
	MHz	dBuV/m	dBuV/m	dB	dBuV	dB	dB/m	dB	cm	deg		
1	5129.81	61.18	74.00	-12.82	52.57	7.94	33.72	33.05	247	320	Peak	VERTICAL
2	5150.00	48.84	54.00	-5.16	40.19	7.96	33.74	33.05	247	320	Average	VERTICAL
3	5233.27	98.12			89.25	8.03	33.89	33.05	247	320	Average	VERTICAL
4	5236.64	107.71			98.84	8.03	33.89	33.05	247	320	Peak	VERTICAL
5	5350.00	49.16	54.00	-4.84	40.02	8.14	34.06	33.06	247	320	Average	VERTICAL
6	5350.96	62.23	74.00	-11.77	53.09	8.14	34.06	33.06	247	320	Peak	VERTICAL

Item 3, 4 are the fundamental frequency at 5240 MHz.

Note: Both antenna polarizations have been tested and only the worst case was recorded in test report.

Temperature	22°C	Humidity	56%
Test Engineer	Nyle Chang & Peter Wu & Gary Chu & DK Chang & Eddie Weng & Stim Song & Brain Sun	Configurations	IEEE 802.11a CH 149, 157, 165 / Chain 5
Test Mode	Mode 5		

Channel 149

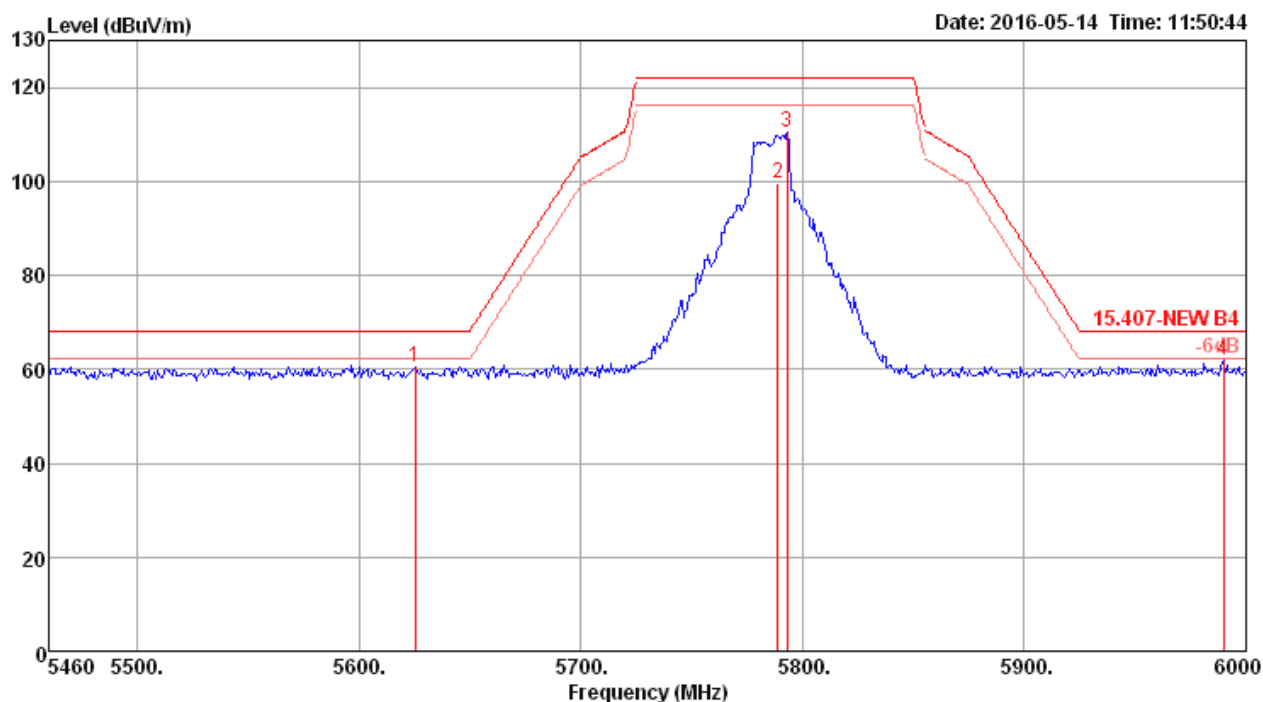


	Freq	Level	Limit	Over	Read	Cable	Antenna	Preamp	A/Pos	T/Pos	Remark	Pol/Phase
	MHz	dBuV/m	dBuV/m	dB	dBuV	dB	dB/m	dB	cm	deg		
1	5566.38	61.51	68.20	-6.69	51.98	8.27	34.34	33.08	245	318	Peak	VERTICAL
2	5748.17	102.24			92.56	8.37	34.45	33.14	245	318	Average	VERTICAL
3	5752.68	112.83			103.15	8.37	34.45	33.14	245	318	Peak	VERTICAL
4	5984.34	61.18	68.20	-7.02	51.34	8.46	34.59	33.21	245	318	Peak	VERTICAL

Item 2, 3 are the fundamental frequency at 5745 MHz.

Note: Both antenna polarizations have been tested and only the worst case was recorded in test report.

Channel 157

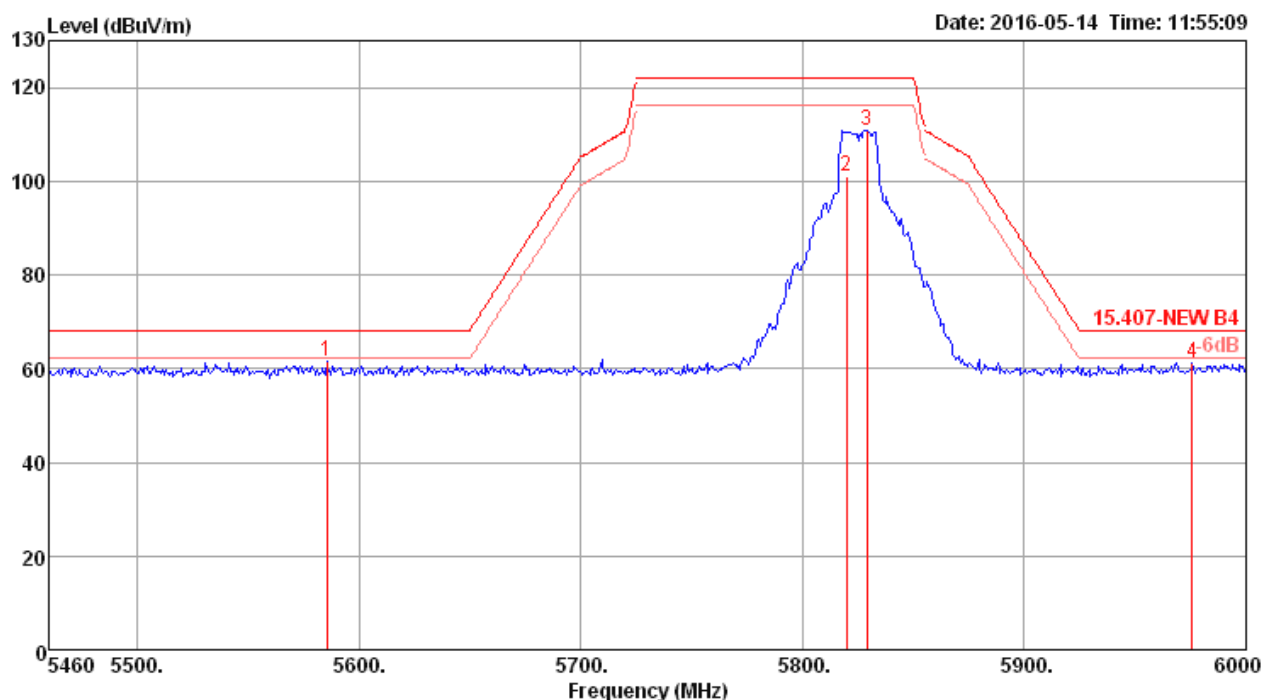


	Freq	Level	Limit	Over	Read	CableAntenna	Preamp	A/Pos	T/Pos	Remark	Pol/Phase
	MHz	dBuV/m	dBuV/m	dB	dBuV	dB	dB/m	dB	cm	deg	
1	5625.24	60.53	68.20	-7.67	50.94	8.31	34.38	33.10	256	346 Peak	HORIZONTAL
2	5788.85	99.50			89.77	8.40	34.48	33.15	256	346 Average	HORIZONTAL
3	5793.18	110.34			100.61	8.40	34.48	33.15	256	346 Peak	HORIZONTAL
4	5989.74	62.07	68.20	-6.13	52.23	8.46	34.59	33.21	256	346 Peak	HORIZONTAL

Item 2, 3 are the fundamental frequency at 5785 MHz.

Note: Both antenna polarizations have been tested and only the worst case was recorded in test report.

Channel 165



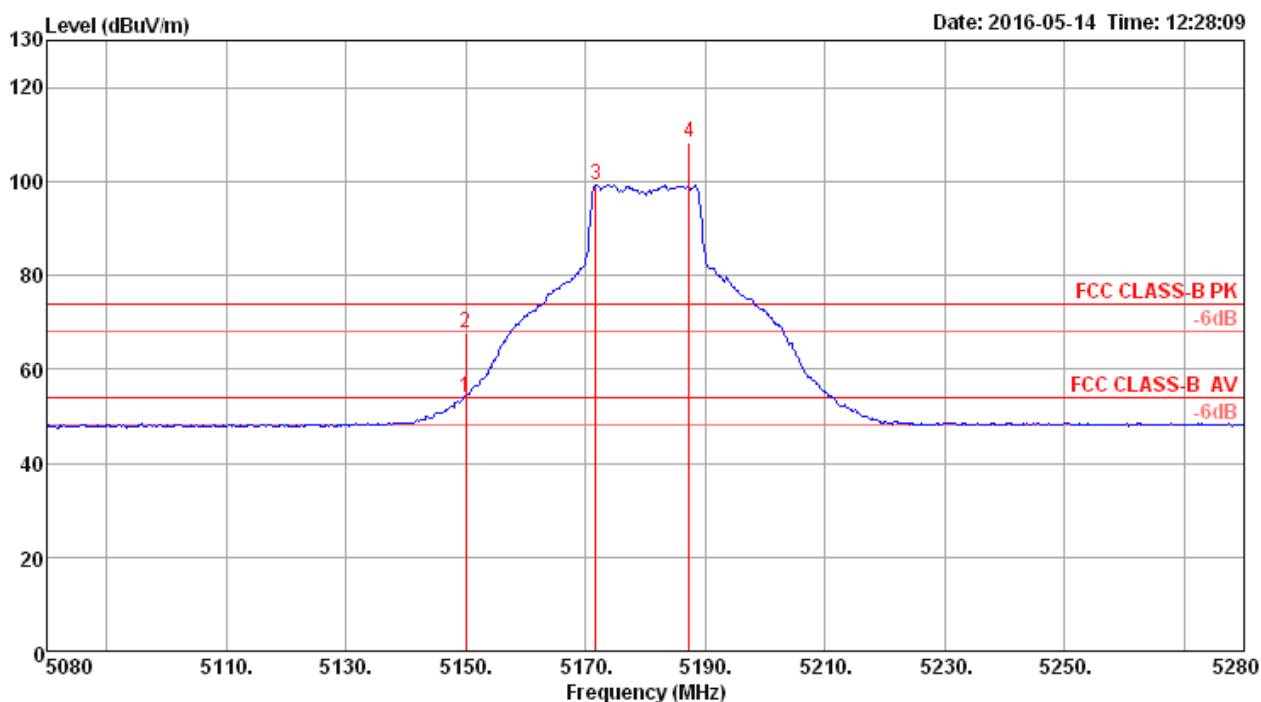
	Freq	Level	Limit	Over	Read	CableAntenna	Preamp	A/Pos	T/Pos	Remark	Pol/Phase
	MHz	dBuV/m	dBuV/m	dB	dBuV	dB	dB/m	dB	cm	deg	
1	5585.28	61.45	68.20	-6.75	51.91	8.28	34.35	33.09	226	325	Peak
2	5820.00	100.98			91.24	8.41	34.49	33.16	226	325	Average
3	5828.82	110.82			101.08	8.41	34.50	33.17	226	325	Peak
4	5975.70	61.35	68.20	-6.85	51.51	8.46	34.59	33.21	226	325	Peak

Item 2, 3 are the fundamental frequency at 5825 MHz.

Note: Both antenna polarizations have been tested and only the worst case was recorded in test report.

Temperature	22°C	Humidity	56%
Test Engineer	Nyle Chang & Peter Wu & Gary Chu & DK Chang & Eddie Weng & Stim Song & Brain Sun	Configurations	IEEE 802.11ac MCS0/Nss1 VHT20 CH 36, 40, 48 / Chain 5
Test Mode	Mode 5		

Channel 36

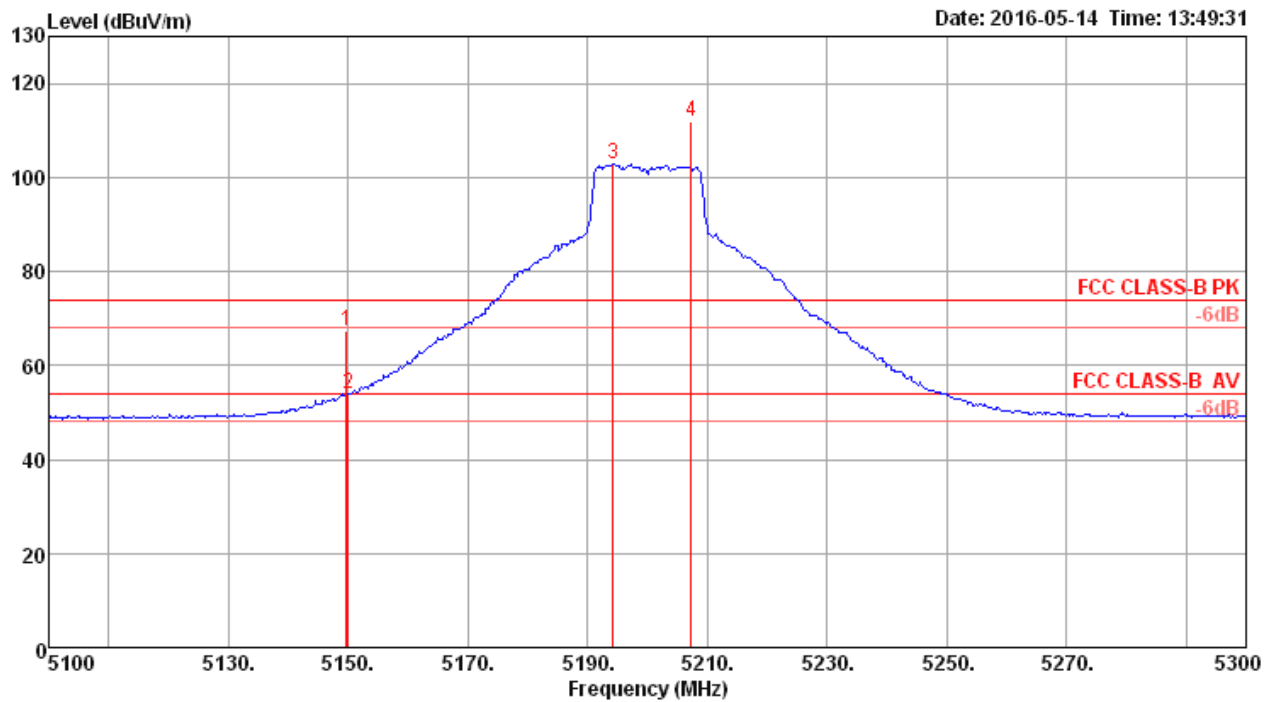


	Freq	Level	Limit	Over	Read	Cable	Antenna	Preamp	A/Pos	T/Pos	Remark	Pol/Phase
	MHz	dBuV/m	dBuV/m	dB	dBuV	dB	dB/m	dB	cm	deg		
1	5150.00	53.94	54.00	-0.06	45.29	7.96	33.74	33.05	248	324	Average	VERTICAL
2	5150.00	67.85	74.00	-6.15	59.20	7.96	33.74	33.05	248	324	Peak	VERTICAL
3	5171.67	99.30			90.58	7.98	33.79	33.05	248	324	Average	VERTICAL
4	5187.37	108.23			99.47	7.99	33.82	33.05	248	324	Peak	VERTICAL

Item 3, 4 are the fundamental frequency at 5180 MHz.

Note: Both antenna polarizations have been tested and only the worst case was recorded in test report.

Channel 40

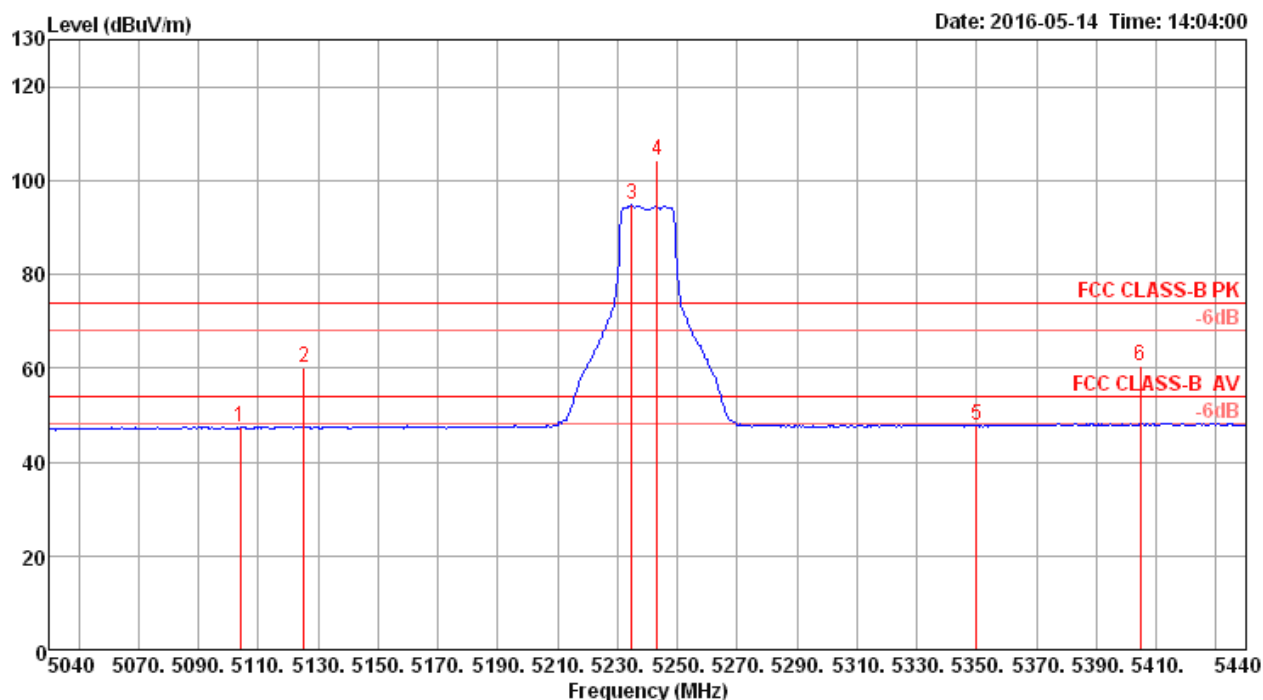


	Freq	Level	Limit	Over	Read	Cable	Antenna	Preamp	A/Pos	T/Pos	Remark	Pol/Phase
	MHz	dBuV/m	dBuV/m	dB	dBuV	dB	dB/m	dB	cm	deg		
1	5149.68	67.45	74.00	-6.55	58.80	7.96	33.74	33.05	246	329	Peak	VERTICAL
2	5150.00	53.81	54.00	-0.19	45.16	7.96	33.74	33.05	246	329	Average	VERTICAL
3	5194.23	102.83			94.07	7.99	33.82	33.05	246	329	Average	VERTICAL
4	5207.37	112.04			103.25	8.00	33.84	33.05	246	329	Peak	VERTICAL

Item 3, 4 are the fundamental frequency at 5200 MHz.

Note: Both antenna polarizations have been tested and only the worst case was recorded in test report.

Channel 48



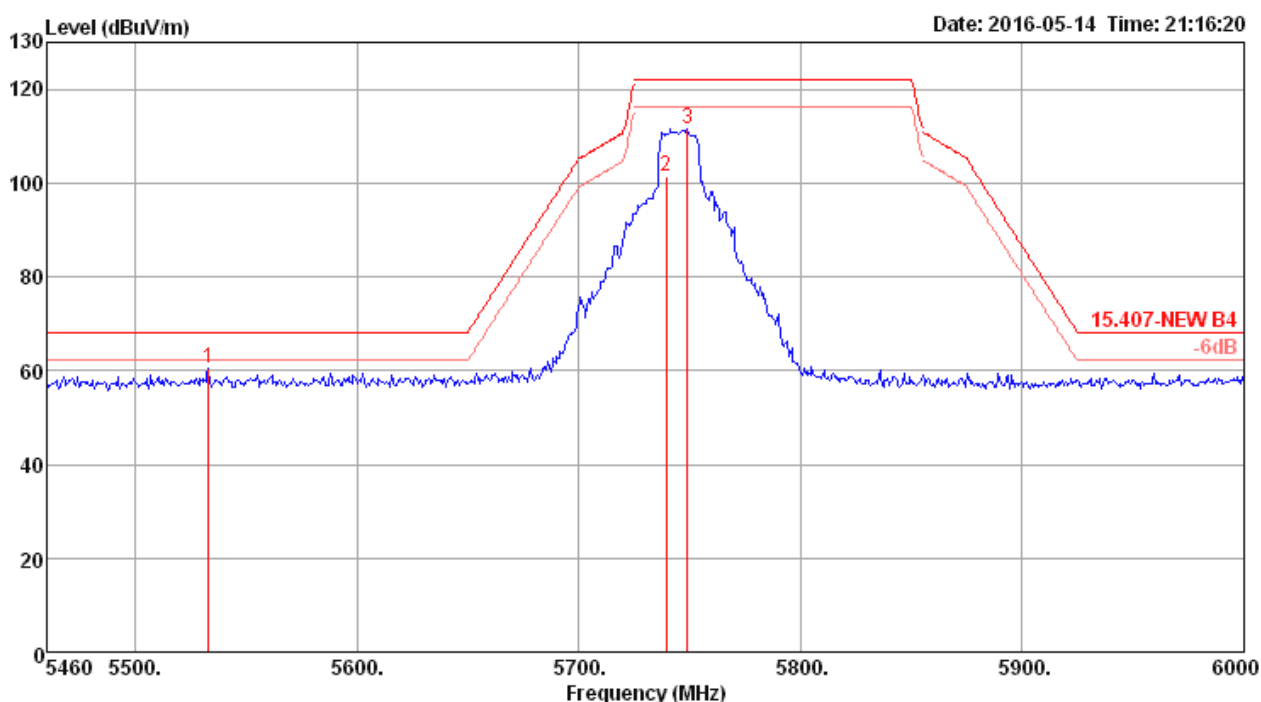
	Freq	Level	Limit	Over	Read	Cable	Antenna	Preamp	A/Pos	T/Pos	Remark	Pol/Phase
	MHz	dBuV/m	dBuV/m	dB	dBuV	dB	dB/m	dB	cm	deg		
1	5104.10	47.50	54.00	-6.50	38.96	7.92	33.67	33.05	288	18	Average	VERTICAL
2	5125.26	60.07	74.00	-13.93	51.50	7.93	33.69	33.05	288	18	Peak	VERTICAL
3	5234.87	94.79			85.92	8.03	33.89	33.05	288	18	Average	VERTICAL
4	5243.21	104.40			95.54	8.03	33.89	33.06	288	18	Peak	VERTICAL
5	5350.00	47.62	54.00	-6.38	38.48	8.14	34.06	33.06	288	18	Average	VERTICAL
6	5404.74	60.53	74.00	-13.47	51.25	8.19	34.15	33.06	288	18	Peak	VERTICAL

Item 3, 4 are the fundamental frequency at 5240 MHz.

Note: Both antenna polarizations have been tested and only the worst case was recorded in test report.

Temperature	22°C	Humidity	56%
Test Engineer	Nyle Chang & Peter Wu & Gary Chu & DK Chang & Eddie Weng & Stim Song & Brain Sun	Configurations	IEEE 802.11ac MCS0/Nss1 VHT20 CH 149, 157, 165 / Chain 5
Test Mode	Mode 5		

Channel 149

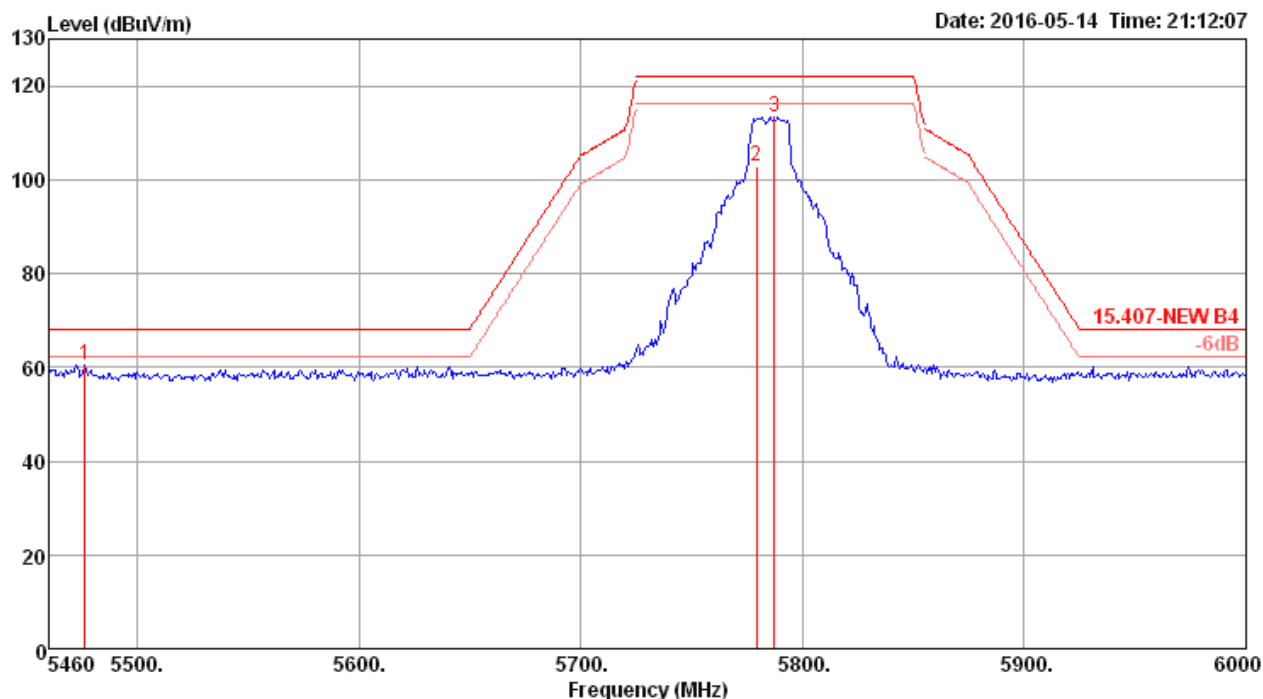


	Freq	Level	Limit	Over	Read	Cable	Antenna	Preamp	A/Pos	T/Pos	Remark	Pol/Phase
	MHz	dBuV/m	dBuV/m	dB	dBuV	dB	dB/m	dB	cm	deg		
1	5532.90	60.31	68.20	-7.89	50.80	8.26	34.32	33.07	300	328	Peak	VERTICAL
2	5739.52	101.45			91.77	8.37	34.45	33.14	300	328	Average	VERTICAL
3	5748.90	111.59			101.91	8.37	34.45	33.14	300	328	Peak	VERTICAL

Item 2, 3 are the fundamental frequency at 5745 MHz.

Note: Both antenna polarizations have been tested and only the worst case was recorded in test report.

Channel 157

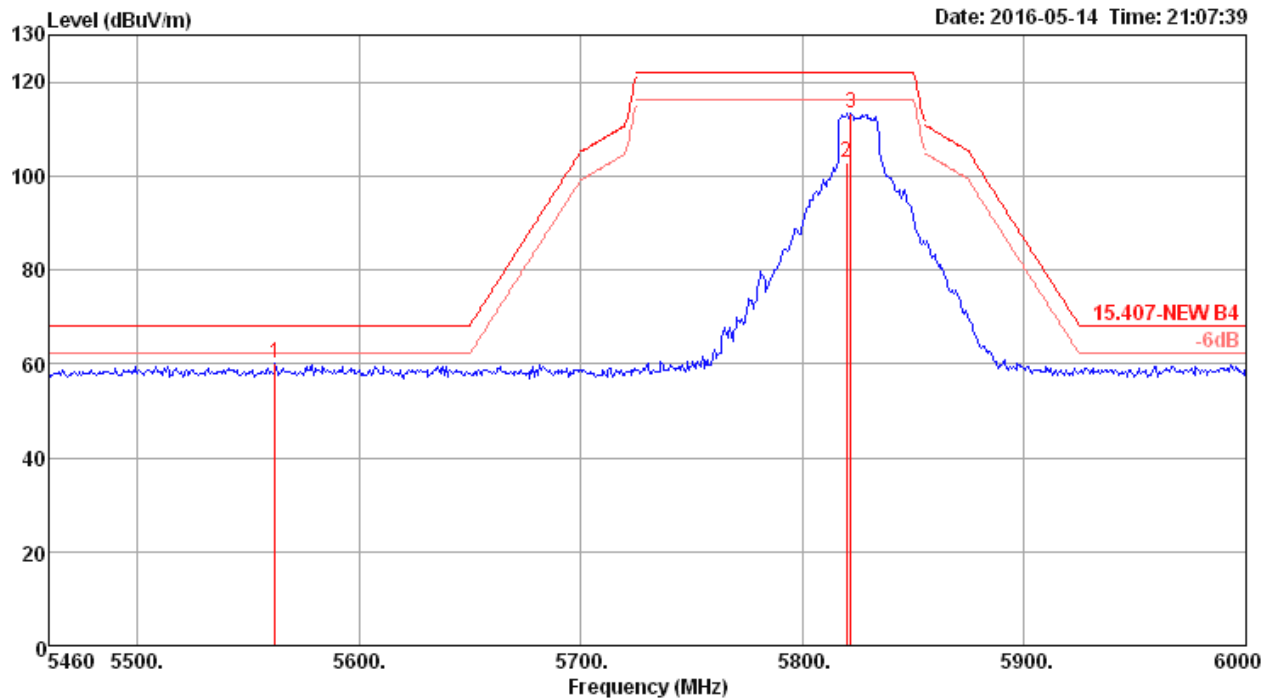


	Freq	Level	Limit	Over	Read	CableAntenna	Preamp	A/Pos	T/Pos	Remark	Pol/Phase
	MHz	dBuV/m	dBuV/m	dB	dBuV	dB	dB/m	dB	cm	deg	
1	5476.20	60.61	68.20	-7.59	51.20	8.22	34.25	33.06	291	333	Peak
2	5779.33	102.88			93.17	8.39	34.47	33.15	291	333	Average
3	5787.24	113.35			103.64	8.39	34.47	33.15	291	333	Peak

Item 2, 3 are the fundamental frequency at 5785 MHz.

Note: Both antenna polarizations have been tested and only the worst case was recorded in test report.

Channel 165



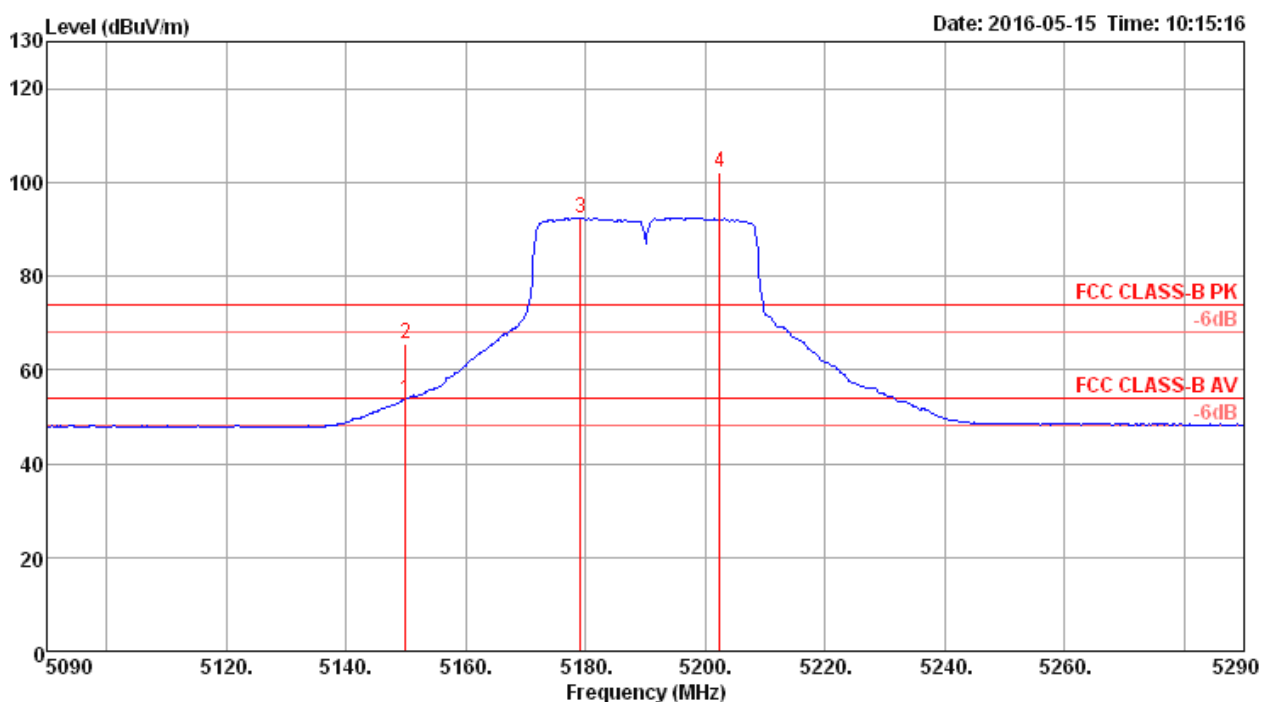
	Freq	Level	Limit	Over	Read	Cable	Antenna	Preamp	A/Pos	T/Pos	Remark	Pol/Phase
	MHz	dBuV/m	dBuV/m	dB	dBuV	dB	dB/m	dB	cm	deg		
1	5562.06	60.13	68.20	-8.07	50.60	8.27	34.34	33.08	284	331	Peak	VERTICAL
2	5820.00	102.78			93.04	8.41	34.49	33.16	284	331	Average	VERTICAL
3	5821.80	113.28			103.55	8.41	34.49	33.17	284	331	Peak	VERTICAL

Item 2, 3 are the fundamental frequency at 5825 MHz.

Note: Both antenna polarizations have been tested and only the worst case was recorded in test report.

Temperature	22°C	Humidity	56%
Test Engineer	Nyle Chang & Peter Wu & Gary Chu & DK Chang & Eddie Weng & Stim Song & Brain Sun	Configurations	IEEE 802.11ac MCS0/Nss1 VHT40 CH 38, 46 / Chain 5
Test Mode	Mode 5		

Channel 38

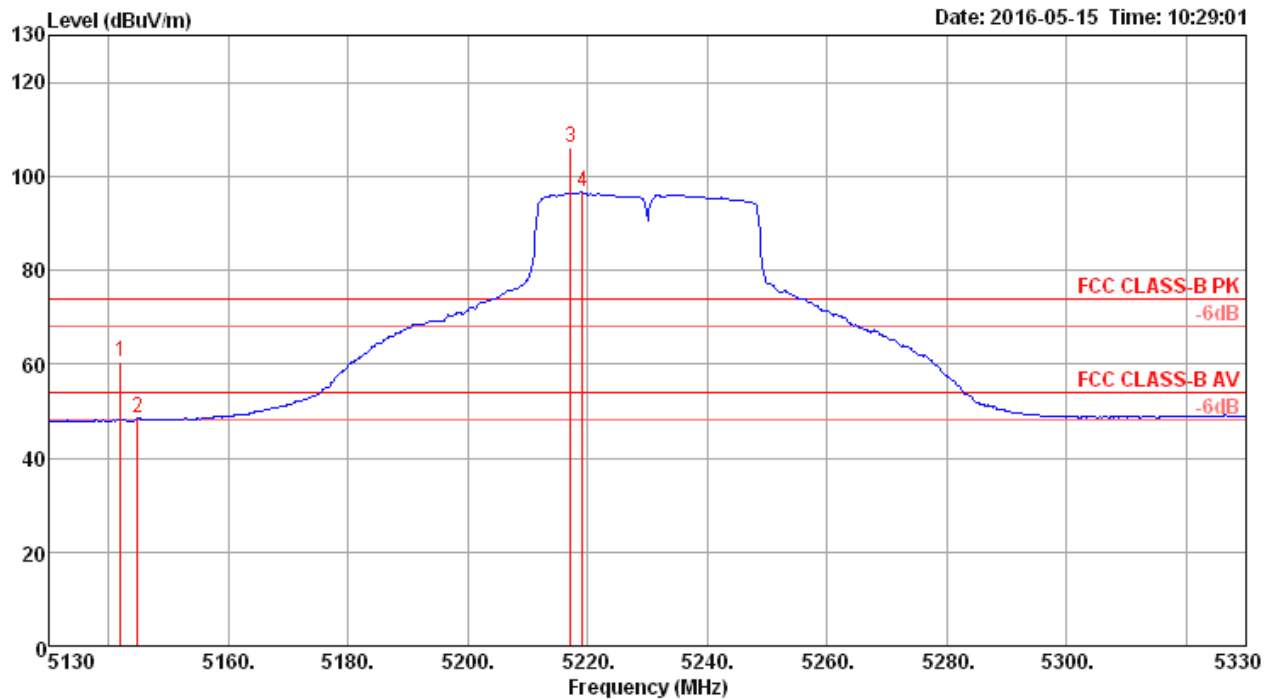


	Freq	Level	Limit	Over	Read	Cable	Antenna	Preamp	A/Pos	T/Pos	Remark	Pol/Phase
	MHz	dBuV/m	dBuV/m	dB	dBuV	dB	dB/m	dB	cm	deg		
1	5150.00	53.75	54.00	-0.25	45.10	7.96	33.74	33.05	297	334	Average	VERTICAL
2	5150.00	65.56	74.00	-8.44	56.91	7.96	33.74	33.05	297	334	Peak	VERTICAL
3	5179.20	92.38			83.66	7.98	33.79	33.05	297	334	Average	VERTICAL
4	5202.40	102.25			93.46	8.00	33.84	33.05	297	334	Peak	VERTICAL

Item 3, 4 are the fundamental frequency at 5190 MHz.

Note: Both antenna polarizations have been tested and only the worst case was recorded in test report.

Channel 46



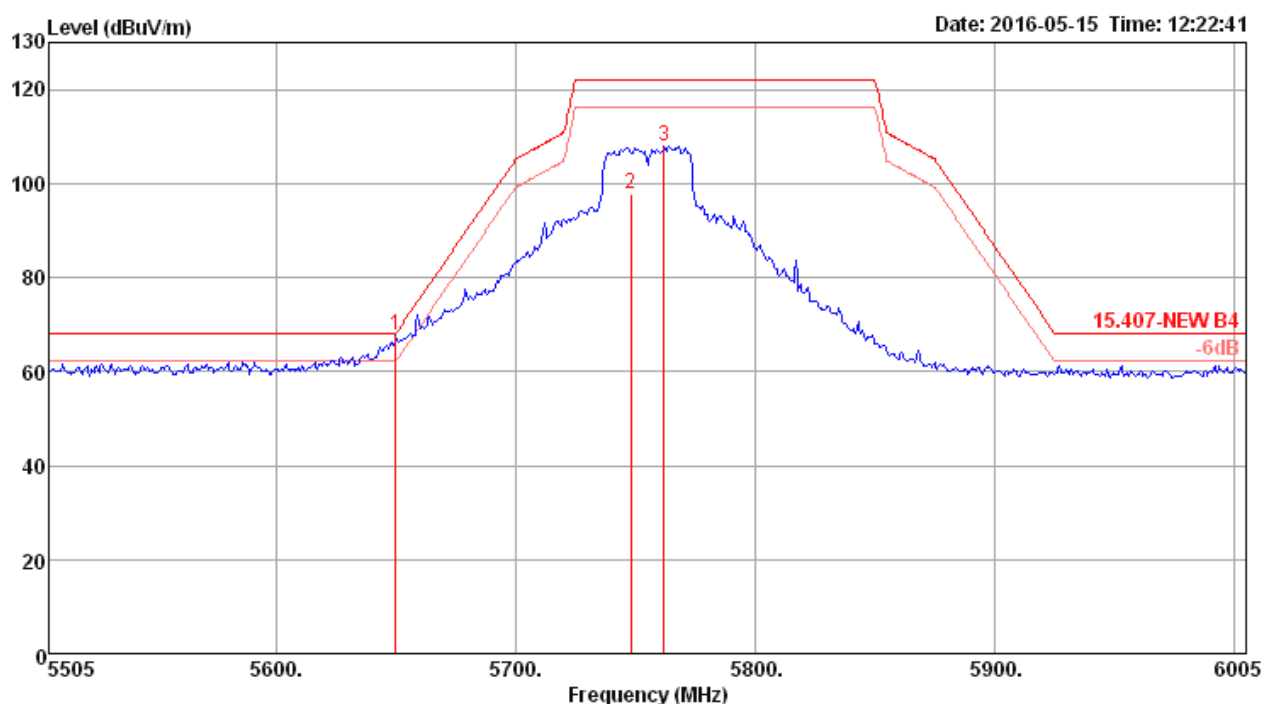
	Freq	Level	Limit	Over	Read	Cable	Antenna	Preamp	A/Pos	T/Pos	Remark	Pol/Phase
	MHz	dBuV/m	dBuV/m	dB	dBuV	dB	dB/m	dB	cm	deg		
1	5142.00	60.30	74.00	-13.70	51.65	7.96	33.74	33.05	300	334	Peak	VERTICAL
2	5144.80	48.40	54.00	-5.60	39.75	7.96	33.74	33.05	300	334	Average	VERTICAL
3	5217.20	106.22			97.39	8.02	33.86	33.05	300	334	Peak	VERTICAL
4	5219.20	96.60			87.77	8.02	33.86	33.05	300	334	Average	VERTICAL

Item 3, 4 are the fundamental frequency at 5230 MHz.

Note: Both antenna polarizations have been tested and only the worst case was recorded in test report.

Temperature	22°C	Humidity	56%
Test Engineer	Nyle Chang & Peter Wu & Gary Chu & DK Chang & Eddie Weng & Stim Song & Brain Sun	Configurations	IEEE 802.11ac MCS0/Nss1 VHT40 CH 151, 159 / Chain 5
Test Mode	Mode 5		

Channel 151

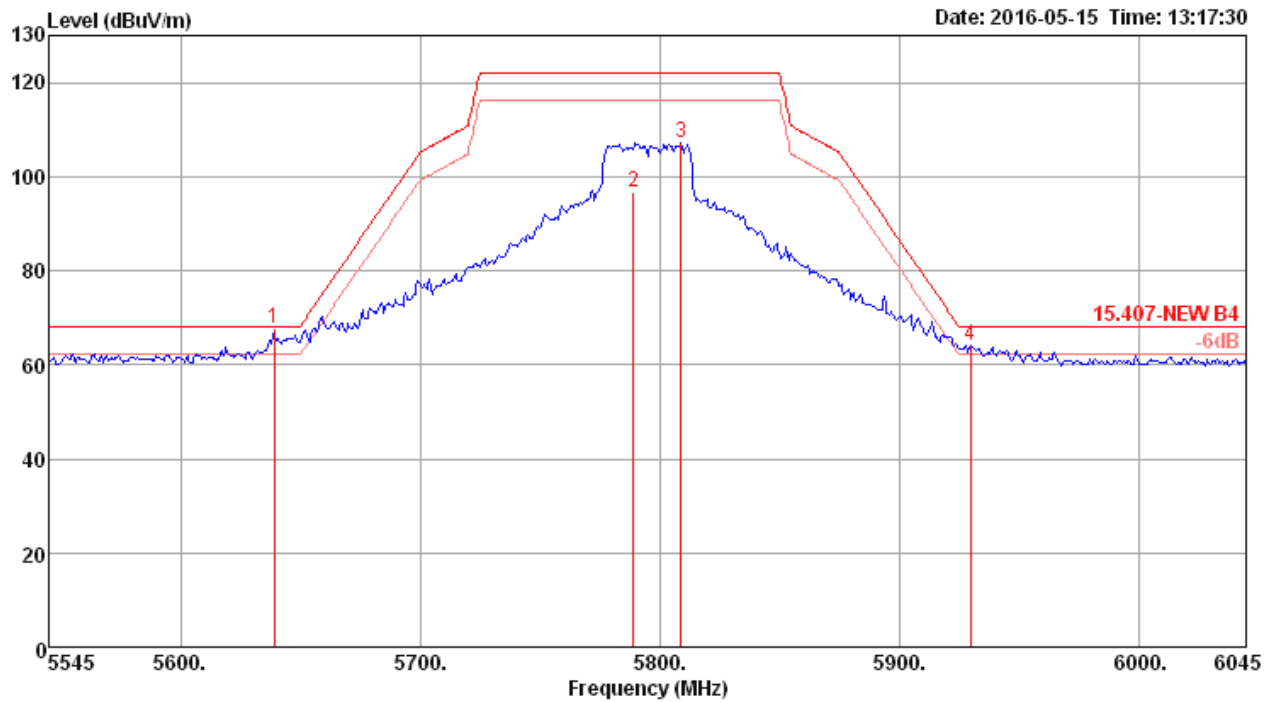


	Freq	Level	Limit	Over	Read	Cable	Antenna	Preamp	A/Pos	T/Pos	Remark	Pol/Phase
	MHz	dBuV/m	dBuV/m	dB	dBuV	dB	dB/m	dB	cm	deg		
1	5650.00	67.85	68.20	-0.35	58.25	8.32	34.39	33.11	244	331	Peak	VERTICAL
2	5748.00	97.70			88.02	8.37	34.45	33.14	244	331	Average	VERTICAL
3	5762.00	108.03			98.33	8.38	34.46	33.14	244	331	Peak	VERTICAL

Item 2, 3 are the fundamental frequency at 5755 MHz.

Note: Both antenna polarizations have been tested and only the worst case was recorded in test report.

Channel 159



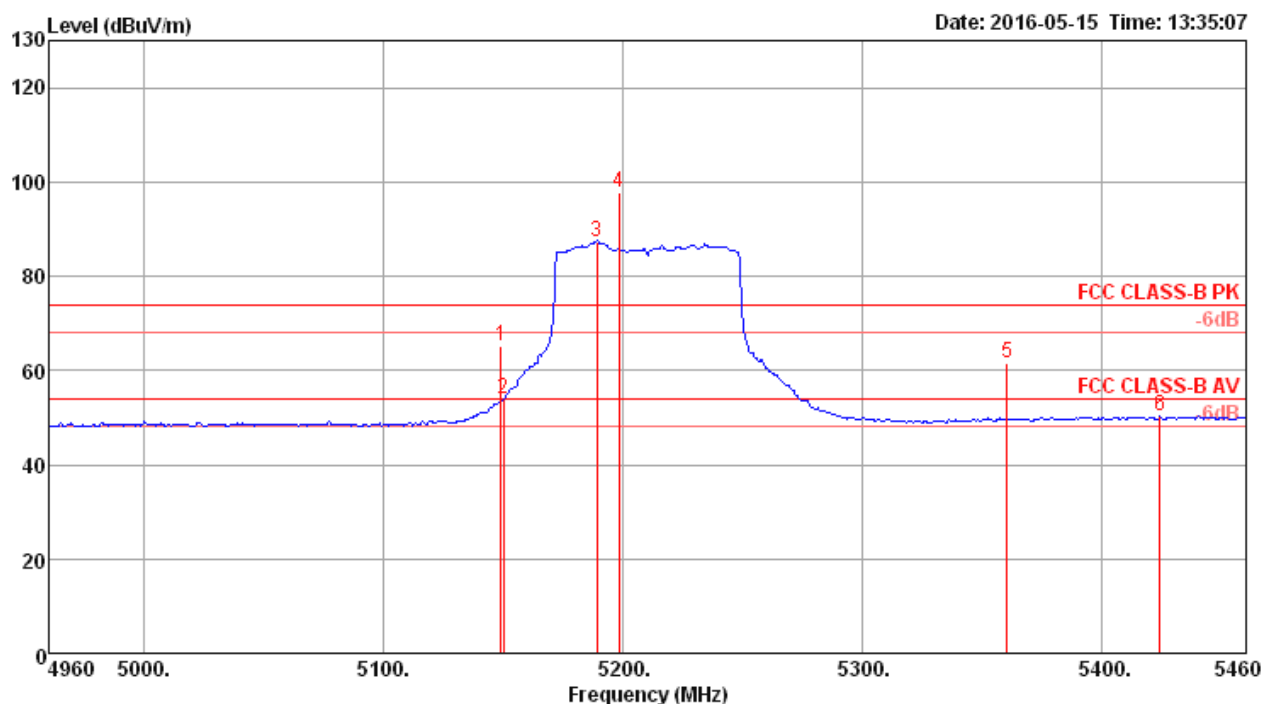
	Freq	Level	Limit	Over	Read	Cable	Antenna	Preamp	A/Pos	T/Pos	Remark	Pol/Phase
	MHz	dBuV/m	dBuV/m	dB	dBuV	dB	dB/m	dB	cm	deg		
1	5639.00	67.80	68.20	-0.40	58.22	8.31	34.38	33.11	256	355	Peak	HORIZONTAL
2	5789.00	96.75			87.02	8.40	34.48	33.15	256	355	Average	HORIZONTAL
3	5809.00	107.23			97.49	8.41	34.49	33.16	256	355	Peak	HORIZONTAL
4	5930.00	64.08	68.20	-4.12	54.27	8.45	34.56	33.20	256	355	Peak	HORIZONTAL

Item 2, 3 are the fundamental frequency at 5795 MHz.

Note: Both antenna polarizations have been tested and only the worst case was recorded in test report.

Temperature	22°C	Humidity	56%
Test Engineer	Nyle Chang & Peter Wu & Gary Chu & DK Chang & Eddie Weng & Stim Song & Brain Sun	Configurations	IEEE 802.11ac MCS0/Nss1 VHT80 CH 42, 155 / Chain 5
Test Mode	Mode 5		

Channel 42

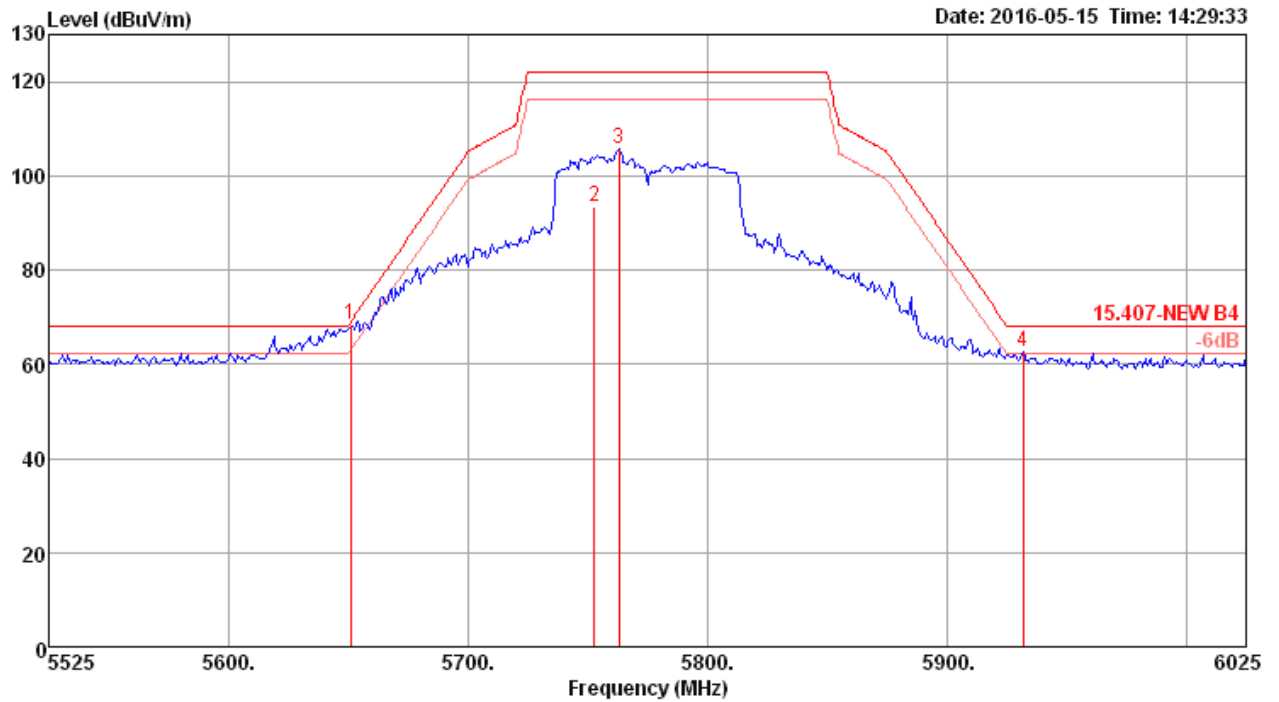


	Freq	Level	Limit	Over	Read	Cable	Antenna	Preamp	A/Pos	T/Pos	Remark	Pol/Phase
	MHz	dBuV/m	dBuV/m	dB	dBuV	dB	dB/m	dB	cm	deg		
1	5149.00	65.08	74.00	-8.92	56.43	7.96	33.74	33.05	252	338	Peak	VERTICAL
2	5150.00	53.98	54.00	-0.02	45.33	7.96	33.74	33.05	252	338	Average	VERTICAL
3	5189.00	87.35			78.59	7.99	33.82	33.05	252	338	Average	VERTICAL
4	5198.00	97.86			89.10	7.99	33.82	33.05	252	338	Peak	VERTICAL
5	5360.00	61.49	74.00	-12.51	52.32	8.15	34.08	33.06	252	338	Peak	VERTICAL
6	5424.00	50.20	54.00	-3.80	40.88	8.20	34.18	33.06	252	338	Average	VERTICAL

Item 3, 4 are the fundamental frequency at 5210 MHz.

Note: Both antenna polarizations have been tested and only the worst case was recorded in test report.

Channel 155



	Freq	Level	Limit Line	Over Limit	Read Level	Cable Loss	Antenna Factor	Preamp Factor	A/Pos	T/Pos	Remark	Pol/Phase
	MHz	dBuV/m	dBuV/m	dB	dBuV	dB	dB/m	dB	cm	deg		
1	5651.00	68.49	68.94	-0.45	58.89	8.32	34.39	33.11	243	338	Peak	VERTICAL
2	5753.00	93.59			83.91	8.37	34.45	33.14	243	338	Average	VERTICAL
3	5763.00	105.68			95.98	8.38	34.46	33.14	243	338	Peak	VERTICAL
4	5932.00	62.79	68.20	-5.41	52.98	8.45	34.56	33.20	243	338	Peak	VERTICAL

Item 2, 3 are the fundamental frequency at 5775 MHz.

Note: Both antenna polarizations have been tested and only the worst case was recorded in test report.

4.8. Frequency Stability Measurement

4.8.1. Limit

In-band emission is maintained within the band of operation under all conditions of normal operation as specified in the user's manual.

The transmitter center frequency tolerance shall be ± 20 ppm maximum for the 5 GHz band (IEEE 802.11n specification).

4.8.2. Measuring Instruments and Setting

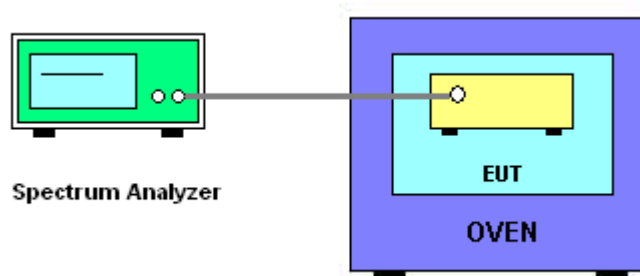
Please refer to section 5 of equipments list in this report. The following table is the setting of the spectrum analyzer.

Spectrum Parameter	Setting
Attenuation	Auto
Span Frequency	Entire absence of modulation emissions bandwidth
RBW	10 kHz
VBW	10 kHz
Sweep Time	Auto

4.8.3. Test Procedures

1. The transmitter output (antenna port) was connected to the spectrum analyzer.
2. EUT have transmitted absence of modulation signal and fixed channelize.
3. Set the spectrum analyzer span to view the entire absence of modulation emissions bandwidth.
4. Set RBW = 10 kHz, VBW = 10 kHz with peak detector and maxhold settings.
5. f_c is declaring of channel frequency. Then the frequency error formula is $(f_c - f)/f_c \times 10^6$ ppm and the limit is less than ± 20 ppm (IEEE 802.11n specification).
6. Allow sufficient time (approximately 30 min) for the temperature of the chamber to stabilize, turn the EUT on and measure the operating frequency after 2, 5, and 10 minutes.
7. The test extreme voltage is to change the primary supply voltage from 85 to 115 percent of the nominal value
8. Extreme temperature is $-40^\circ\text{C} \sim 50^\circ\text{C}$.

4.8.4. Test Setup Layout



4.8.5. Test Deviation

There is no deviation with the original standard.

4.8.6. EUT Operation during Test

The EUT was programmed to be in continuously un-modulation transmitting mode.

4.8.7. Test Result of Frequency Stability

Temperature	25°C	Humidity	62%
Test Engineer	Peter Wu	Test Date	May 05, 2016 ~ Jun. 02, 2016

For Radio 2:

Mode: 20 MHz / Chain 2

Voltage vs. Frequency Stability

Voltage	Measurement Frequency (MHz)			
(V)	5200 MHz			
	0 Minute	2 Minute	5 Minute	10 Minute
126.50	5200.0049	5200.0045	5200.0044	5200.0037
110.00	5200.0043	5200.0037	5200.0030	5200.0021
93.50	5200.0034	5200.0024	5200.0014	5200.0008
Max. Deviation (MHz)	0.0049	0.0045	0.0044	0.0037
Max. Deviation (ppm)	0.94	0.87	0.85	0.71
Result	Complies			

Temperature vs. Frequency Stability

Temperature	Measurement Frequency (MHz)			
(°C)	5200 MHz			
	0 Minute	2 Minute	5 Minute	10 Minute
-40	5200.0097	5200.0089	5200.0087	5200.0081
-30	5200.0080	5200.0071	5200.0065	5200.0060
-20	5200.0078	5200.0068	5200.0067	5200.0064
-10	5200.0070	5200.0061	5200.0053	5200.0050
0	5200.0067	5200.0065	5200.0055	5200.0045
10	5200.0047	5200.0039	5200.0037	5200.0030
20	5200.0043	5200.0034	5200.0031	5200.0028
30	5199.9865	5199.9862	5199.9859	5199.9855
40	5199.9853	5199.9849	5199.9845	5199.9844
50	5199.9835	5199.9830	5199.9829	5199.9821
Max. Deviation (MHz)	0.0165	0.0170	0.0171	0.0179
Max. Deviation (ppm)	3.17	3.27	3.29	3.44
Result	Complies			

Voltage vs. Frequency Stability

Voltage	Measurement Frequency (MHz)			
(V)	5785 MHz			
	0 Minute	2 Minute	5 Minute	10 Minute
126.50	5785.0044	5785.0037	5785.0028	5785.0019
110.00	5785.0043	5785.0033	5785.0028	5785.0020
93.50	5785.0042	5785.0032	5785.0031	5785.0025
Max. Deviation (MHz)	0.0044	0.0037	0.0031	0.0025
Max. Deviation (ppm)	0.76	0.64	0.54	0.43
Result	Complies			

Temperature vs. Frequency Stability

Temperature	Measurement Frequency (MHz)			
(°C)	5785 MHz			
	0 Minute	2 Minute	5 Minute	10 Minute
-40	5785.0109	5785.0100	5785.0099	5785.0098
-30	5785.0105	5785.0100	5785.0094	5785.0088
-20	5785.0089	5785.0083	5785.0077	5785.0073
-10	5785.0074	5785.0068	5785.0066	5785.0059
0	5785.0071	5785.0063	5785.0055	5785.0045
10	5785.0054	5785.0044	5785.0034	5785.0028
20	5785.0043	5785.0039	5785.0035	5785.0025
30	5784.9865	5784.9859	5784.9856	5784.9847
40	5784.9845	5784.9841	5784.9840	5784.9838
50	5784.9829	5784.9822	5784.9821	5784.9812
Max. Deviation (MHz)	0.0171	0.0178	0.0179	0.0188
Max. Deviation (ppm)	2.96	3.08	3.09	3.25
Result	Complies			

Mode: 40 MHz / Chain 2

Voltage vs. Frequency Stability

Voltage	Measurement Frequency (MHz)			
(V)	5190 MHz			
	0 Minute	2 Minute	5 Minute	10 Minute
126.50	5190.0050	5190.0042	5190.0039	5190.0038
110.00	5190.0043	5190.0039	5190.0030	5190.0028
93.50	5190.0039	5190.0030	5190.0026	5190.0019
Max. Deviation (MHz)	0.0050	0.0042	0.0039	0.0038
Max. Deviation (ppm)	0.96	0.81	0.75	0.73
Result	Complies			

Temperature vs. Frequency Stability

Temperature	Measurement Frequency (MHz)			
(°C)	5190 MHz			
	0 Minute	2 Minute	5 Minute	10 Minute
-40	5190.0101	5190.0095	5190.0094	5190.0084
-30	5190.0084	5190.0082	5190.0079	5190.0072
-20	5190.0073	5190.0069	5190.0062	5190.0056
-10	5190.0059	5190.0049	5190.0039	5190.0029
0	5190.0058	5190.0054	5190.0051	5190.0041
10	5190.0050	5190.0041	5190.0039	5190.0031
20	5190.0043	5190.0036	5190.0027	5190.0022
30	5189.9865	5189.9855	5189.9854	5189.9851
40	5189.9853	5189.9844	5189.9835	5189.9832
50	5189.9838	5189.9837	5189.9831	5189.9824
Max. Deviation (MHz)	0.0162	0.0163	0.0169	0.0176
Max. Deviation (ppm)	3.12	3.14	3.26	3.39
Result	Complies			

Voltage vs. Frequency Stability

Voltage	Measurement Frequency (MHz)			
(V)	5755 MHz			
	0 Minute	2 Minute	5 Minute	10 Minute
126.50	5755.0046	5755.0039	5755.0032	5755.0030
110.00	5755.0043	5755.0033	5755.0023	5755.0021
93.50	5755.0040	5755.0034	5755.0030	5755.0025
Max. Deviation (MHz)	0.0046	0.0039	0.0032	0.0030
Max. Deviation (ppm)	0.80	0.68	0.56	0.52
Result	Complies			

Temperature vs. Frequency Stability

Temperature	Measurement Frequency (MHz)			
(°C)	5755 MHz			
	0 Minute	2 Minute	5 Minute	10 Minute
-40	5755.0089	5755.0080	5755.0070	5755.0065
-30	5755.0079	5755.0078	5755.0070	5755.0061
-20	5755.0077	5755.0071	5755.0062	5755.0053
-10	5755.0059	5755.0057	5755.0050	5755.0047
0	5755.0051	5755.0050	5755.0044	5755.0034
10	5755.0048	5755.0047	5755.0043	5755.0041
20	5755.0043	5755.0034	5755.0028	5755.0018
30	5754.9865	5754.9859	5754.9852	5754.9846
40	5754.9850	5754.9844	5754.9834	5754.9825
50	5754.9833	5754.9825	5754.9821	5754.9814
Max. Deviation (MHz)	0.0167	0.0175	0.0179	0.0186
Max. Deviation (ppm)	2.90	3.04	3.11	3.23
Result	Complies			

Mode: 80 MHz / Chain 2

Voltage vs. Frequency Stability

Voltage	Measurement Frequency (MHz)			
(V)	5210 MHz			
	0 Minute	2 Minute	5 Minute	10 Minute
126.50	5210.0046	5210.0036	5210.0029	5210.0022
110.00	5210.0043	5210.0041	5210.0034	5210.0032
93.50	5210.0034	5210.0033	5210.0024	5210.0021
Max. Deviation (MHz)	0.0046	0.0041	0.0034	0.0032
Max. Deviation (ppm)	0.88	0.79	0.65	0.61
Result	Complies			

Temperature vs. Frequency Stability

Temperature	Measurement Frequency (MHz)			
(°C)	5210 MHz			
	0 Minute	2 Minute	5 Minute	10 Minute
-40	5210.0091	5210.0084	5210.0080	5210.0076
-30	5210.0080	5210.0079	5210.0073	5210.0068
-20	5210.0069	5210.0064	5210.0059	5210.0055
-10	5210.0064	5210.0055	5210.0048	5210.0040
0	5210.0061	5210.0054	5210.0047	5210.0040
10	5210.0045	5210.0044	5210.0040	5210.0032
20	5210.0043	5210.0034	5210.0027	5210.0023
30	5209.9865	5209.9863	5209.9861	5209.9858
40	5209.9858	5209.9853	5209.9845	5209.9837
50	5209.9853	5209.9847	5209.9840	5209.9837
Max. Deviation (MHz)	0.0147	0.0153	0.0160	0.0163
Max. Deviation (ppm)	2.82	2.94	3.07	3.13
Result	Complies			

Voltage vs. Frequency Stability

Voltage	Measurement Frequency (MHz)			
(V)	5775 MHz			
	0 Minute	2 Minute	5 Minute	10 Minute
126.50	5775.0050	5775.0041	5775.0040	5775.0033
110.00	5775.0043	5775.0039	5775.0032	5775.0031
93.50	5775.0040	5775.0036	5775.0027	5775.0021
Max. Deviation (MHz)	0.0050	0.0041	0.0040	0.0033
Max. Deviation (ppm)	0.87	0.71	0.69	0.57
Result	Complies			

Temperature vs. Frequency Stability

Temperature	Measurement Frequency (MHz)			
(°C)	5775 MHz			
	0 Minute	2 Minute	5 Minute	10 Minute
-40	5775.0094	5775.0086	5775.0081	5775.0078
-30	5775.0093	5775.0086	5775.0079	5775.0078
-20	5775.0086	5775.0079	5775.0076	5775.0067
-10	5775.0071	5775.0066	5775.0058	5775.0055
0	5775.0052	5775.0049	5775.0045	5775.0039
10	5775.0045	5775.0041	5775.0034	5775.0030
20	5775.0043	5775.0033	5775.0030	5775.0026
30	5774.9865	5774.9855	5774.9846	5774.9840
40	5774.9861	5774.9860	5774.9854	5774.9849
50	5774.9850	5774.9843	5774.9838	5774.9828
Max. Deviation (MHz)	0.0150	0.0157	0.0162	0.0172
Max. Deviation (ppm)	2.60	2.72	2.81	2.98
Result	Complies			

For Radio 3

Mode: 20 MHz / Chain 5

Voltage vs. Frequency Stability

Voltage	Measurement Frequency (MHz)			
(V)	5200 MHz			
	0 Minute	2 Minute	5 Minute	10 Minute
126.50	5199.9973	5199.9964	5199.9958	5199.9950
110.00	5199.9965	5199.9957	5199.9947	5199.9946
93.50	5199.9962	5199.9958	5199.9953	5199.9946
Max. Deviation (MHz)	0.0038	0.0043	0.0053	0.0054
Max. Deviation (ppm)	0.72	0.82	1.01	1.03
Result	Complies			

Temperature vs. Frequency Stability

Temperature	Measurement Frequency (MHz)			
(°C)	5200 MHz			
	0 Minute	2 Minute	5 Minute	10 Minute
-40	5200.0020	5200.0016	5200.0015	5200.0007
-30	5200.0018	5200.0011	5200.0003	5200.0000
-20	5200.0016	5200.0010	5200.0008	5200.0007
-10	5199.9996	5199.9988	5199.9984	5199.9976
0	5199.9978	5199.9973	5199.9972	5199.9962
10	5199.9971	5199.9964	5199.9954	5199.9947
20	5199.9965	5199.9956	5199.9952	5199.9942
30	5199.9934	5199.9928	5199.9924	5199.9920
40	5199.9925	5199.9915	5199.9907	5199.9904
50	5199.9922	5199.9912	5199.9906	5199.9903
Max. Deviation (MHz)	0.0078	0.0088	0.0094	0.0097
Max. Deviation (ppm)	1.50	1.69	1.81	1.87
Result	Complies			

Voltage vs. Frequency Stability

Voltage	Measurement Frequency (MHz)			
(V)	5785 MHz			
	0 Minute	2 Minute	5 Minute	10 Minute
126.50	5784.9975	5784.9966	5784.9961	5784.9956
110.00	5784.9965	5784.9960	5784.9953	5784.9951
93.50	5784.9958	5784.9949	5784.9940	5784.9933
Max. Deviation (MHz)	0.0042	0.0051	0.0060	0.0067
Max. Deviation (ppm)	0.72	0.88	1.03	1.15
Result	Complies			

Temperature vs. Frequency Stability

Temperature	Measurement Frequency (MHz)			
(°C)	5785 MHz			
	0 Minute	2 Minute	5 Minute	10 Minute
-40	5785.0051	5785.0046	5785.0038	5785.0036
-30	5785.0032	5785.0023	5785.0014	5785.0009
-20	5785.0013	5785.0006	5784.9999	5784.9994
-10	5785.0009	5785.0002	5784.9997	5784.9995
0	5784.9993	5784.9983	5784.9977	5784.9976
10	5784.9983	5784.9975	5784.9967	5784.9958
20	5784.9965	5784.9961	5784.9960	5784.9956
30	5784.9934	5784.9933	5784.9931	5784.9924
40	5784.9925	5784.9923	5784.9914	5784.9904
50	5784.9923	5784.9918	5784.9913	5784.9911
Max. Deviation (MHz)	0.0077	0.0082	0.0087	0.0096
Max. Deviation (ppm)	1.33	1.42	1.50	1.66
Result	Complies			

Mode: 40 MHz / Chain 5

Voltage vs. Frequency Stability

Voltage	Measurement Frequency (MHz)			
(V)	5190 MHz			
	0 Minute	2 Minute	5 Minute	10 Minute
126.50	5189.9972	5189.9968	5189.9964	5189.9955
110.00	5189.9965	5189.9964	5189.9959	5189.9952
93.50	5189.9958	5189.9953	5189.9952	5189.9951
Max. Deviation (MHz)	0.0042	0.0047	0.0048	0.0049
Max. Deviation (ppm)	0.80	0.90	0.92	0.94
Result	Complies			

Temperature vs. Frequency Stability

Temperature	Measurement Frequency (MHz)			
(°C)	5190 MHz			
	0 Minute	2 Minute	5 Minute	10 Minute
-40	5190.0037	5190.0031	5190.0022	5190.0014
-30	5190.0028	5190.0025	5190.0021	5190.0020
-20	5190.0019	5190.0014	5190.0005	5189.9998
-10	5190.0001	5189.9993	5189.9992	5189.9985
0	5189.9996	5189.9989	5189.9988	5189.9987
10	5189.9979	5189.9976	5189.9971	5189.9964
20	5189.9965	5189.9964	5189.9961	5189.9951
30	5189.9934	5189.9924	5189.9920	5189.9919
40	5189.9927	5189.9919	5189.9911	5189.9908
50	5189.9921	5189.9912	5189.9909	5189.9902
Max. Deviation (MHz)	0.0079	0.0088	0.0091	0.0098
Max. Deviation (ppm)	1.52	1.70	1.75	1.89
Result	Complies			

Voltage vs. Frequency Stability

Voltage	Measurement Frequency (MHz)			
(V)	5755 MHz			
	0 Minute	2 Minute	5 Minute	10 Minute
126.50	5754.9975	5754.9967	5754.9960	5754.9950
110.00	5754.9965	5754.9964	5754.9963	5754.9962
93.50	5754.9963	5754.9959	5754.9951	5754.9944
Max. Deviation (MHz)	0.0037	0.0041	0.0049	0.0056
Max. Deviation (ppm)	0.64	0.71	0.85	0.97
Result	Complies			

Temperature vs. Frequency Stability

Temperature	Measurement Frequency (MHz)			
(°C)	5755 MHz			
	0 Minute	2 Minute	5 Minute	10 Minute
-40	5755.0030	5755.0027	5755.0026	5755.0022
-30	5755.0025	5755.0016	5755.0010	5755.0007
-20	5755.0017	5755.0009	5755.0007	5755.0005
-10	5755.0003	5754.9996	5754.9992	5754.9986
0	5754.9984	5754.9983	5754.9974	5754.9966
10	5754.9975	5754.9972	5754.9962	5754.9952
20	5754.9965	5754.9963	5754.9957	5754.9947
30	5754.9934	5754.9933	5754.9931	5754.9928
40	5754.9923	5754.9918	5754.9914	5754.9905
50	5754.9921	5754.9916	5754.9906	5754.9901
Max. Deviation (MHz)	0.0079	0.0084	0.0094	0.0099
Max. Deviation (ppm)	1.37	1.46	1.63	1.72
Result	Complies			

Mode: 80 MHz / Chain 5

Voltage vs. Frequency Stability

Voltage	Measurement Frequency (MHz)			
(V)	5210 MHz			
	0 Minute	2 Minute	5 Minute	10 Minute
126.50	5209.9970	5209.9961	5209.9959	5209.9958
110.00	5209.9965	5209.9957	5209.9955	5209.9949
93.50	5209.9956	5209.9951	5209.9944	5209.9939
Max. Deviation (MHz)	0.0044	0.0049	0.0056	0.0061
Max. Deviation (ppm)	0.84	0.93	1.07	1.17
Result	Complies			

Temperature vs. Frequency Stability

Temperature	Measurement Frequency (MHz)			
(°C)	5210 MHz			
	0 Minute	2 Minute	5 Minute	10 Minute
-40	5210.0048	5210.0040	5210.0030	5210.0028
-30	5210.0029	5210.0027	5210.0025	5210.0022
-20	5210.0021	5210.0019	5210.0017	5210.0007
-10	5210.0003	5209.9995	5209.9986	5209.9977
0	5209.9987	5209.9977	5209.9974	5209.9972
10	5209.9970	5209.9967	5209.9962	5209.9955
20	5209.9965	5209.9962	5209.9956	5209.9946
30	5209.9934	5209.9924	5209.9922	5209.9920
40	5209.9917	5209.9911	5209.9904	5209.9900
50	5209.9902	5209.9895	5209.9893	5209.9883
Max. Deviation (MHz)	0.0098	0.0105	0.0107	0.0117
Max. Deviation (ppm)	1.88	2.02	2.05	2.25
Result	Complies			

Voltage vs. Frequency Stability

Voltage	Measurement Frequency (MHz)			
(V)	5775 MHz			
	0 Minute	2 Minute	5 Minute	10 Minute
126.50	5774.9975	5774.9968	5774.9962	5774.9952
110.00	5774.9965	5774.9956	5774.9950	5774.9945
93.50	5774.9956	5774.9952	5774.9950	5774.9942
Max. Deviation (MHz)	0.0044	0.0048	0.0050	0.0058
Max. Deviation (ppm)	0.76	0.83	0.86	1.00
Result	Complies			

Temperature vs. Frequency Stability

Temperature	Measurement Frequency (MHz)			
(°C)	5775 MHz			
	0 Minute	2 Minute	5 Minute	10 Minute
-40	5775.0034	5775.0029	5775.0022	5775.0019
-30	5775.0033	5775.0024	5775.0019	5775.0018
-20	5775.0014	5775.0012	5775.0005	5774.9996
-10	5774.9999	5774.9995	5774.9993	5774.9987
0	5774.9997	5774.9991	5774.9985	5774.9982
10	5774.9981	5774.9978	5774.9975	5774.9966
20	5774.9965	5774.9957	5774.9953	5774.9945
30	5774.9934	5774.9927	5774.9919	5774.9915
40	5774.9922	5774.9920	5774.9915	5774.9910
50	5774.9908	5774.9904	5774.9900	5774.9891
Max. Deviation (MHz)	0.0092	0.0096	0.0100	0.0109
Max. Deviation (ppm)	1.59	1.66	1.73	1.89
Result	Complies			

4.9. Antenna Requirements

4.9.1. Limit

Except for special regulations, the Low-power Radio-frequency Devices must not be equipped with any jacket for installing an antenna with extension cable. An intentional radiator shall be designed to ensure that no antenna other than that furnished by the responsible party shall be used with the device. The use of a permanently attached antenna or of an antenna that uses a unique coupling to the intentional radiator shall be considered sufficient to comply with the provisions of this Section. The manufacturer may design the unit so that the user can replace a broken antenna, but the use of a standard antenna jack or electrical connector is prohibited. Further, this requirement does not apply to intentional radiators that must be professionally installed.

4.9.2. Antenna Connector Construction

Please refer to section 3.3 in this test report; antenna connector complied with the requirements.

5. LIST OF MEASURING EQUIPMENTS

Instrument	Manufacturer	Model No.	Serial No.	Characteristics	Calibration Date	Remark
EMI Receiver	Agilent	N9038A	My52260123	9kHz ~ 8.45GHz	Jan. 27, 2016	Conduction (CO01-CB)
LISN	F.C.C.	FCC-LISN-50-16-2	04083	150kHz ~ 100MHz	Dec. 08, 2015	Conduction (CO01-CB)
LISN	Schwarzbeck	NSLK 8127	8127647	9kHz ~ 30MHz	Dec. 23, 2015	Conduction (CO01-CB)
COND Cable	Woken	Cable	01	150kHz ~ 30MHz	May 24, 2016	Conduction (CO01-CB)
Software	Audix	E3	6.120210n	-	N.C.R.	Conduction (CO01-CB)
BILOG ANTENNA	TESEQ	CBL6112D	37880	20MHz ~ 2GHz	Sep. 03, 2015	Radiation (03CH01-CB)
Horn Antenna	EMCO	3115	00075790	750MHz ~ 18GHz	Oct. 22, 2015	Radiation (03CH01-CB)
Horn Antenna	Schwarzbeck	BBHA 9170	BBHA9170252	15GHz ~ 40GHz	Jul. 21, 2015	Radiation (03CH01-CB)
Pre-Amplifier	Agilent	8447D	2944A10991	0.1MHz ~ 1.3GHz	Mar. 15, 2016	Radiation (03CH01-CB)
Pre-Amplifier	Agilent	8449B	3008A02310	1GHz ~ 26.5GHz	Jan. 18, 2016	Radiation (03CH01-CB)
Pre-Amplifier	WM	TF-130N-R1	923365	26GHz ~ 40GHz	Nov. 13, 2015	Radiation (03CH01-CB)
Spectrum Analyzer	R&S	FSP40	100056	9kHz ~ 40GHz	Oct. 27, 2015	Radiation (03CH01-CB)
EMI Test	R&S	ESCS	100355	9kHz ~ 2.75GHz	May 16, 2016	Radiation (03CH01-CB)
RF Cable-low	Woken	Low Cable-1	N/A	30 MHz ~ 1 GHz	Nov. 02, 2015	Radiation (03CH01-CB)
RF Cable-high	Woken	High Cable-16	N/A	1 GHz ~ 18 GHz	Nov. 02, 2015	Radiation (03CH01-CB)
RF Cable-high	Woken	High Cable-17	N/A	1 GHz ~ 18 GHz	Nov. 02, 2015	Radiation (03CH01-CB)
RF Cable-high	Woken	High Cable-40G-1	N/A	18GHz ~ 40 GHz	Nov. 02, 2015	Radiation (03CH01-CB)
RF Cable-high	Woken	High Cable-40G-2	N/A	18GHz ~ 40 GHz	Nov. 02, 2015	Radiation (03CH01-CB)
Loop Antenna	Teseq	HLA 6120	24155	9kHz - 30 MHz	Mar. 16, 2016*	Radiation (03CH01-CB)
Test Software	Audix	E3	6.2009-10-7	N/A	N/A	Radiation (03CH01-CB)
Spectrum analyzer	R&S	FSV40	100979	9kHz~40GHz	Dec. 09, 2015	Conducted (TH01-CB)
RF Cable-high	Woken	RG402	High Cable-6	1 GHz – 26.5 GHz	Nov. 02, 2015	Conducted (TH01-CB)
RF Cable-high	Woken	RG402	High Cable-7	1 GHz – 26.5 GHz	Nov. 02, 2015	Conducted (TH01-CB)
RF Cable-high	Woken	RG402	High Cable-8	1 GHz – 26.5 GHz	Nov. 02, 2015	Conducted (TH01-CB)
RF Cable-high	Woken	RG402	High Cable-9	1 GHz – 26.5 GHz	Nov. 02, 2015	Conducted (TH01-CB)



RF Cable-high	Woken	RG402	High Cable-10	1 GHz – 26.5 GHz	Nov. 02, 2015	Conducted (TH01-CB)
Power Sensor	Agilent	U2021XA	MY53410001	50MHz~18GHz	Nov. 02, 2015	Conducted (TH01-CB)

Note: Calibration Interval of instruments listed above is one year.

“*” Calibration Interval of instruments listed above is two years.

NCR means Non-Calibration required.

6. MEASUREMENT UNCERTAINTY

Test Items	Uncertainty	Remark
Conducted Emission (150kHz ~ 30MHz)	3.2 dB	Confidence levels of 95%
Radiated Emission (30MHz ~ 1,000MHz)	3.6 dB	Confidence levels of 95%
Radiated Emission (1GHz ~ 18GHz)	3.7 dB	Confidence levels of 95%
Radiated Emission (18GHz ~ 40GHz)	3.5 dB	Confidence levels of 95%
Conducted Emission	1.7 dB	Confidence levels of 95%