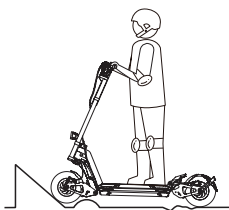


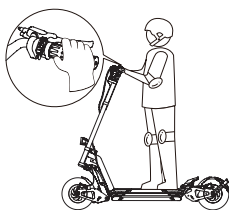
# SAFE DRIVING GUIDE




⚠ Do not ride the scooter in the rain.



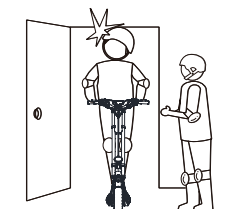
⚠ Do not ride at high speed when you get over speedbumps, thresholds etc., please ride at low speed on rough roads.




⚠ Do not press the throttle when walking with the scooter.



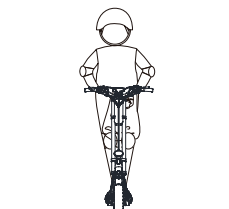
⚠ Avoid contacting obstacles and watch out for the road conditions.



⚠ Watch your head when passing through doorways.



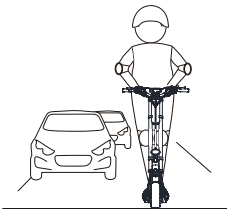
⚠ Do not step on the rear fender.



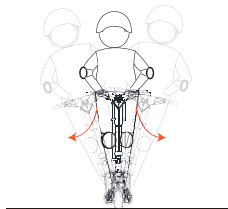
⚠ Do not carry heavy objects on the handlebar.



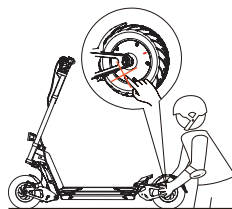
⚠ Do not ride the scooter with only one foot or one hand.



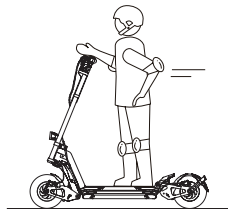
⚠ Do not ride on motorways, public roads, or highways.




⚠ Do not rotate the handle violently while driving at high speed.



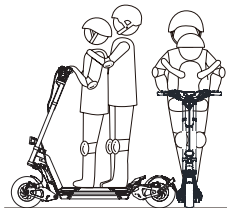
⚠ Do not touch the motor, it may overheat after running.



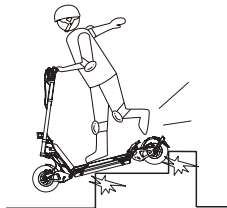
⚠ Do not take your hands off the handlebar while riding.



⚠ Do not ride through puddles, please go around at low speed.



⚠ Do not carry any passengers especially a child. Do not ride when pregnant.



⚠ Do not ride up and down stairs or jump over obstacles.



⚠ Do not use mobile phone or wear earphones when riding the scooter.

# SAFETY NOTICE

1. The scooter is a recreational product and is not considered a means of transportation. It is prohibited to ride on public roads designated for transportation. When riding, please abide by local laws, regulations, and policies.
2. Read this user manual carefully. If you cannot follow the instructions in this user manual completely, do not attempt to ride the scooter. In any case of riding, ensure that qualified helmets and other protective gear are worn.
3. Riding a scooter requires practice and mastery of corresponding riding skills. It is recommended to practice in a more enclosed and open road environment (such as internal communities, Parks, specialized venues, etc.). For the first ride, do not choose an area where children, pedestrians, pets, scooters, bicycles or other obstacles and potential dangers may Appear. If any damage is caused due to insufficient rider experience or failure to use this product according to this manual, Shenzhen INMOTION Technology Co., Ltd. will not assume any responsibility.
4. Following the tips and warnings in this manual can reduce risks but cannot eliminate all risks. Please remember that when using the scooter, there may be a risk of injury or death due to loss of control, collision, and falling. Do not exceed the speed limit. Do not ride on roads where motor scooters are present.
5. Before giving the scooter to someone else to use, make sure they have read this user manual and understand the risks of riding a scooter. You are responsible for ensuring the safety of new riders. Assist them in learning to use this product until they have mastered the basic operation of this scooter.
6. Do not place the scooter near an open flame or high temperature. Unauthorized modification and repair of the scooter are prohibited, otherwise, it may cause abnormal scooter performance and warranty invalidation.
7. If the scooter is damaged, emits an odor, smoke, overheats, or has parts with performance failures, stop using it immediately and contact after-sales service promptly.
8. **WARNING !** As with any mechanical component, a scooter is subject to high stresses and wear. The various materials and components may react differently to wear or fatigue. If the expected service life for a component has been exceeded, it may break suddenly, therefore risking causing injuries to the user. Cracks, scratches and discoloration in the areas subject to high stresses indicate that the component has exceeded its service life and should be replaced.
9. This product may contain detachable components. Keep it away from children to avoid harm caused by swallowing or accidental ingestion.
10. **WARNING!** Stop using the product when damaged.

# RIDING INSTRUCTIONS

1. When riding this product, please abide by local laws, regulations and policies. It is forbidden to use in areas prohibited by local laws and regulations and relevant management units.
2. When riding, please respect the right of way of pedestrians. Pass on the left side of pedestrians whenever possible. When facing a pedestrian, stay to the right and reduce speed. Avoid frightening pedestrians, especially the elderly, children, disabled and pregnant women. When approaching a pedestrian from behind, alert the pedestrian and slow down when passing.
3. Notify your presence when Approaching a pedestrian or cyclist when you are not seen or heard.
4. Cross the protected passages while walking.
5. Traffic in the city has many obstacles to cross such as curbs or steps. It is recommended to avoid obstacle jumps. It is important to anticipate and adapt your trajectory and speed to those of a pedestrian before crossing these obstacles. It is also recommended to get out of the scooter when these obstacles become dangerous due to their shape, height or slippage.
6. Avoid high traffic areas or overcrowded areas.
7. In any case, anticipate your trajectory and your speed while respecting the code of the road, the code of the sidewalk and the most vulnerable.
8. Do not ride while fatigued. When riding, ensure that yourself and others are visible. Please pay attention to maintaining a safe distance from pedestrians or other scooters to avoid the risk of collision. Therefore, when approaching or passing through crowded pedestrian areas, intersections, or turns, please slow down, yield to pedestrians and other scooters.
9. Do not suddenly accelerate or decelerate. When riding, always grip the handlebars with both hands and stand on the pedals with both feet. Stunts are prohibited. Do not ride at speeds exceeding the maximum limit for scooters, as this may result in loss of control, collisions, and falls.
10. Do not make sudden sharp turns while traveling at high speeds or brake suddenly. These actions can easily lead to dangerous situations such as slipping and falling.
11. When riding a scooter, do not use headphones, earplugs, mobile phones, handheld recording devices, or engage in any activities or behaviors that may distract your attention, so that you can better monitor the external environment.
12. Do not ride in adverse weather conditions, low visibility, at night, or in the dark. Each of these situations increases the risk of accidents.
13. Do not ride a scooter in snowy, rainy, wet, muddy, or icy conditions for any reason. The resistance of the tires decreases on moist or slippery roads, increasing the braking distance and making it more likely to slip or lose control. When riding in rain or snow, the scooter may become soaked, resulting in function damage, fire, or even explosion due to damp batteries. Damage and losses caused by water ingress are not covered by the warranty.
14. When riding, please avoid obstacles, potentially dangerous road surfaces, and difficult-to-ride surfaces (including but not limited to wet and slippery surfaces, ice, swimming pools and other water areas, loose sand or material dispersed ground, steps and adjacent areas, and uneven terrain).
15. Any load on the handlebars will affect the stability of the scooter. Do not attach heavy objects.

## **Warning:**

- **Riders are required to use this product for users aged 16-60 years old. Minors need to use it under adult supervision.**
- **Riders should wear safety gear such as helmets, knee pads, and elbow pads. Please use a qualified helmet and fasten the straps in the Appropriate position under the chin.**

- People who should not ride this scooter include:
- People under the influence of alcohol or drugs;
- People who are unable to engage in strenuous physical activity due to illness;
- People with physical, sensory, or mental defects or lack experience and knowledge;
- People who cannot maintain balance;
- People whose weight exceeds the prescribed limit (see "Basic Parameters");
- Children under 16 years old;
- Pregnant women.
- The scooter is limited to single-person riding. It is prohibited for two or more people to ride at the same time, and it is forbidden to carry children or heavy objects.
- It is forbidden to wear high heels, slippers, or shoes that expose the toes. Tie up long hair to avoid accidents caused by obstruction of vision during normal riding.
- It is strongly recommended to wear protective goggles when riding to prevent dirt, dust, or insects in the air from injuring your eyes and causing accidents affecting normal riding.

## Riding Daily Inspection

1. Before riding, please carefully read this user manual.
2. Before riding, please ensure that you have sufficient physical and mental conditions to get on and off the scooter and control the scooter without assistance.
3. Before each ride, please check the scooter carefully to ensure that there are no loose parts, damage, component failures, low tire pressure or other abnormal conditions, and ensure that the brakes are working properly. If the scooter emits unusual odors, sounds, or alarms, please stop using it immediately and diagnose the issue using the INMOTION App, or contact official after-sales service or the aftersales service of the purchase channel to obtain professional technical guidance or maintenance services.
4. Before each ride, please check the battery level to ensure sufficient power to maintain your normal riding and avoid dangerous situations.
5. Do not touch the scooter brake system, as it may cause injury.
6. Please Park on a flat, sturdy surface. If Parking on a slope, the kickstand of the scooter must face downhill to prevent tipping over. Do not let the scooter's front end face downhill, as this may cause the kickstand to close under the force of gravity and the scooter to flip over. After lowering the kickstand, please check that the scooter is stable, to prevent it from overturning due to external disturbances such as sliding, wind, or shaking. Do not Park in busy areas. It is recommended to Park near a wall.
7. Parking while the scooter is still on may cause the body to move spontaneously, causing damage to you or the surrounding people or property. Please be sure to turn off the power before Parking.
8. Warning! Like any mechanical component, the scooter will experience high stress and wear.

## Other

1. Only use original or Approved parts and accessories from INMOTION. Do not modify your scooter. Modifying your scooter may affect its operation, leading to serious damage and invalidating the warranty.
2. For a better riding experience, it is recommended that you regularly maintain the product (see "Maintenance Plan").
3. Children should not use scooters, play with scooter parts, or perform cleaning or maintenance activities.

# MAINTENANCE

## Cleaning

Use a soft damp cloth to wipe the scooter frame clean. If there are stubborn stains, Apply toothpaste and brush repeatedly with a toothbrush, then clean with a soft damp cloth.

## Storage

When not in use, please Park the scooter indoors or inside a scooter to avoid damage caused by water ingress during rainy or snowy weather. The scooter should be stored in a cool, dry place. Do not leave the scooter outdoors for an extended period of time.

### **Warning:**

- Before cleaning, make sure the scooter is turned off and the charger is unplugged and the charging port cover is securely fastened, otherwise it may damage the electronic components.
- Do not use alcohol, gasoline, kerosene or other corrosive, volatile solvents to clean your scooter. These substances may damage the Appearance and internal structure of the scooter. It is forbidden to use a pressure washer or hose for spraying and scrubbing.
- Sun exposure and extreme temperature conditions (overheating and freezing) will accelerate the aging of plastic parts and may reduce battery life.

## Battery Maintenance

### **Warning:**

- Please use the original charger and battery pack. Do not use other models or brands of chargers and battery packs, as this may pose a safety risk.
- Do not exceed the specified temperature limit when storing or charging the battery (see "Specifications").
- Do not touch the battery contacts, do not open or pierce the casing. Avoid metal objects from coming into contact with the battery contacts to prevent short circuits, which may cause damage to the battery or injury to personnel.
- Do not throw the battery pack into a fire, as this may cause the battery to fail, overheat, or even catch fire.
- Please keep it out of reach of children and animals, and keep it away from flammable materials during charging.
- Do not charge the scooter in a damp environment.
- If the battery is damaged or water enters it, do not charge it or continue to use it.
- Do not remove the battery. Disassembling the battery is complicated and may affect the operation of the scooter.
- Do not attempt to disassemble the battery, as there is a risk of fire. Users cannot repair the parts contained in this product by themselves.

- Do not ride this scooter in an environment where the ambient temperature exceeds the operating temperature of the product (see "Specifications"), as both low/high temperatures will limit the maximum power output and may cause slipping or falling, resulting in personal injury or property damage.
- After each use, charge the battery to 60%-80% for storage, which helps to extend the life of the battery. Fully depleting the battery may cause permanent damage, so please avoid completely depleting the battery.
- Improper disposal of used batteries may seriously pollute the environment. Please comply with local regulations when disposing of used battery packs. Do not dispose of used battery packs at will, and let's protect the natural environment together."

## Notice:

- The electric scooter will continue to consume power even when it is turned off. If the scooter is not used for a long time, the battery needs to be stored with at least 60% of its power, and it is recommended to charge the battery every 30-60 days. Otherwise, the battery may be over-discharged, which can damage its performance. There is an intelligent chip inside the battery that records its charging and discharging status. Damage caused by overcharging or over-discharging is not covered by the warranty.
- Maintaining a well-functioning battery pack can ensure good operating condition even after traveling long distances. The battery's best range and performance can be achieved when used at room temperature (25°C). However, when used below 0°C, the battery's range and performance may decrease. Generally speaking, low temperatures can affect the product's range, and the lower the temperature, the shorter the range.

# TRADEMARK AND LEGAL STATEMENT

## Personal Information Statement

1. Your personal information refers to all the information voluntarily entered by you when registering and authenticating with the INMOTION App and connecting with the unicycle.
2. During the use of the App, the personal information you provide in car owner authentication, product serial number activation, surveys, after-sales tracking and follow-up, and activity participation related to the product or service is for us to provide you with better products and services, and to improve and enhance your user experience.
3. You have the right not to provide personal information, but if you do not provide certain personal information, we may not be able to provide you with better products and services, and it may even affect your use of our products.
4. If you provide any personal information, it is deemed that you fully agree that INMOTION can use and disclose it to affiliated companies. The use of INMOTION and affiliated companies includes but is not limited to internal employees, consultants, agents, suppliers, and partners.
5. You agree that we may provide your personal information to relevant third parties under any of the following conditions:
6. With your special authorization;
7. In compliance with relevant laws or mandatory requirements proposed by government agencies (including judicial authorities);
8. To enforce available service terms (including investigating possible violations);
9. To deal with fraud, security or technical issues;
10. To protect the rights, property or safety of users or the public from harm within the scope required or permitted by law;
11. In special and/or urgent circumstances.
12. The use, transmission, and storage of your personal information includes electronic data methods, and the above actions may be located inside or outside China.
13. For your better use and experience, you fully agree that INMOTION and affiliated companies may push information about products, services, and related activities to you irregularly.
14. To protect the security of your personal information, we will adopt reasonable and secure measures to protect your personal information from unauthorized disclosure and use, and we will also urge other relevant parties who accept and use your personal information to fulfill the same obligations as stated in this legal statement. You agree that INMOTION will determine the storage and retention time of your personal information according to the required time for the purpose of use or any agreement, laws, and regulations.
15. You agree to fully exempt INMOTION and/or receiving parties and/or using parties from all claims, responsibilities, and losses caused by or may be caused by disclosing and using your personal information in accordance with this legal statement, unless the aforementioned claims, responsibilities, and losses are directly caused by the receiving party and/or using party's intentional act or gross negligence.

## Trademark Statement

1. INMOTION is a registered trademark of Shenzhen INMOTION Technologies Co., Ltd.; Android is a trademark of Google Inc.; App Store is a service mark of Apple Inc.; other trademarks mentioned in this document belong to their respective owners.
2. This manual has included as much feature description and usage instructions as possible in printing. However, due to product function constantly improving, design



changes, etc., there may still be discrepancies with the product you purchased. Due to product updates, there may be some deviations between this manual and the actual product in color, Appearance, and other aspects. Please refer to the actual product. Shenzhen INMOTION Technologies Co., Ltd. is not responsible for any claims, liabilities, and losses caused by or may be caused by consumers or any third party violating this legal statement.

3. Shenzhen INMOTION Technologies Co., Ltd. reserves all rights.
4. Manufacturer: Shenzhen INMOTION Technologies Co., Ltd.
5. Address: 18/F, Building B1, Nanshan iPark, No. 1001 Xueyuan Avenue, Nanshan District, Shenzhen, Guangdong Province.

## Intellectual Property

1. Unless otherwise provided by laws and regulations or agreed upon in a separate agreement, INMOTION reserves all rights to the intellectual property (including but not limited to copyright, trademark right, patent right and its Application right, implementation right, permission right and other powers) of the product, its attachments, App and website. Without INMOTION's prior written consent, no one shall illegally use or dispose of it in any other way.
2. This legal statement applies to the laws of the People's Republic of China.
3. INMOTION shall not be liable for any claims, liabilities, or losses incurred or possibly incurred by consumers or any third party who violates this legal statement.
4. This legal statement constitutes an inseparable legal part of INMOTION's products (please also forward it when reselling the product).
5. You can choose to fully accept all the terms of this legal statement to use INMOTION's products. If you use INMOTION's products, it is deemed that you agree to accept all the terms of this legal statement and bear any possible risks and responsibilities.
6. If you do not agree to accept all the terms of this legal statement after purchasing our products, please return them and ensure that the returned products and packaging are intact and will not affect secondary sales.
7. Thank you for choosing and trusting INMOTION. If you have any questions, we are always happy to serve you!

## Contact Us

If you have any issues related to riding, maintenance, and safety, or if your scooter has an error/fault, please contact us.

Shenzhen INMOTION Technologies Co., Ltd.

Address: 18th floor, B1, Nanshan iPark, No.1001 Xueyuan Avenue, Nanshan District, Shenzhen, China.

Telephone: 4000100012 extension 8015.

Email Service: service@imscv.com.

Email for Amazon US Services: AmazonService@imscv.com.

Website: [www.inmotionworld.com](http://www.inmotionworld.com).

INMOTION App: Me → Online Service.

## Notice:

- When contacting INMOTION, please provide the serial number of the corresponding vehicle. You can find the serial number of your vehicle on the vehicle nameplate or under "About Vehicle" in the App's "Vehicle Management".

## **FCC STATEMENT :**

This device complies with Part 15 of the FCC Rules. Operation is subject to the following two conditions:

- (1) This device may not cause harmful interference, and
- (2) This device must accept any interference received, including interference that may cause undesired operation.

**Warning:** Changes or modifications not expressly approved by the party responsible for compliance could void the user's authority to operate the equipment.

NOTE: This equipment has been tested and found to comply with the limits for a Class B digital device, pursuant to Part 15 of the FCC Rules. These limits are designed to provide reasonable protection against harmful interference in a residential installation. This equipment generates uses and can radiate radio frequency energy and, if not installed and used in accordance with the instructions, may cause harmful interference to radio communications. However, there is no guarantee that interference will not occur in a particular installation. If this equipment does cause harmful interference to radio or television reception, which can be determined by turning the equipment off and on, the user is encouraged to try to correct the interference by one or more of the following measures:

- Reorient or relocate the receiving antenna.

- Increase the separation between the equipment and receiver.

- Connect the equipment into an outlet on a circuit different from that to which the receiver is connected.

- Consult the dealer or an experienced radio/TV technician for help.

## **FCC Radiation Exposure Statement:**

The device has been evaluated to meet general RF exposure requirement. The device can be used in portable exposure condition without restriction.



INMOTION App



Facebook group



Website