

Go to www.vtechcanada.com for latest VTech product news.

vttech®


Quick Start Guide (Canada version)



TECHNICAL SPECIFICATIONS

Frequency	2402 - 2480 MHz
Channels	79
Nominal effective range	Maximum power allowed by FCC and IC. Actual operating range may vary according to environmental conditions at the time of use.

BC8113 Baby Sleep Soother



For more support information



IMPORTANT SAFETY INSTRUCTIONS

The applied nameplate is located at the bottom of the soother's base.

When using your equipment, basic safety precautions should always be followed to reduce the risk of fire, electric shock and injury, including the following:

- Follow all warnings and instructions marked on the product.
- Adult setup is required.
- Mains plug is used as disconnect device and it should remain readily operable during intended use. In order to disconnect the apparatus from the mains completely, the mains plug should be disconnected from the mains socket outlet completely.

The unit is “ Double insulation”.

- This product is not a substitute for adult supervision of the infant. Supervising the infant is the parent's or caregiver's responsibility. This product could cease operating, and therefore you should not assume it will continue working properly for any given period of time. Further, this is not a medical device and should not be used as such.
- Do not use this product near water. For example, do not use it next to a bath tub, wash bowl, kitchen sink, laundry tub or swimming pool, or in a wet basement or shower.
- The soother is intended to be correctly oriented in a vertical or floor mount position. The prongs are not designed to hold the soother in place if it is plugged into a ceiling, under-the-table or cabinet outlet.
- For pluggable equipment, the socket-outlet shall be installed near the equipment and shall be easily accessible.
- Unplug this product from the wall outlet before cleaning. Do not use liquid or aerosol cleaners. Use a damp cloth for cleaning.
- This product should be operated only from the type of power source indicated on the marking label. If you are not sure of the type of power supply in your home, consult your dealer or local power company.
- Do not overload wall outlets or use an extension cord.
- Do not place this product on an unstable table, shelf, stand or other unstable surfaces.
- This product should not be placed in any area where proper ventilation is not provided. Slots and openings in the back or bottom of this product are provided for ventilation. To protect them from overheating, these openings must not be blocked by placing the product on a soft surface such as a bed, sofa or rug. This product should never be placed near or over a radiator or heat register.
- Never push objects of any kind into this product through the slots because they may touch dangerous voltage points or create a short circuit. Never spill liquid of any kind on the product.
- To reduce the risk of electric shock, do not disassemble this product, but take it to an authorized service facility. Opening or removing parts of the product other than specified access doors may expose you to dangerous voltages or other risks. Incorrect reassembling can cause electric shock when the product is subsequently used.
- Periodically examine all components for damage.
- There is a very low risk of privacy loss when using

certain electronic devices, such as soothers, baby monitors, etc. To protect your privacy, make sure the product has never been used before purchase, reset the soother periodically by powering off and then powering on the soother, and power off the soother if you will not use it for some time.

- Children should be supervised to ensure that they do not play with the product.
- The product is not intended for use by persons (including children) with reduced physical, sensory or mental capabilities, or lack of experience and knowledge, unless they have been given supervision or instruction concerning use of the appliance by a person responsible for their safety.

SAVE THESE INSTRUCTIONS

Cautions

- Use and store the product at a temperature between 0°C (32°F) and 40°C (104°F).
- Do not expose the product to extreme cold, heat or direct sunlight. Do not put the product close to a heating source.
- Never place the soother inside the baby's crib or playpen. Never cover the soother with anything such as a towel or a blanket.
- Other electronic products may cause interference with your soother. Try installing your soother as far away from these electronic devices as possible: wireless routers, radios, cellular telephones, intercoms, room monitors, televisions, personal computers, kitchen appliances and cordless telephones.

Precautions for users of implanted cardiac pacemakers

Cardiac pacemakers (applies only to digital cordless devices):
Wireless Technology Research, LLC (WTR), an independent research entity, led a multidisciplinary evaluation of the interference between portable wireless devices and implanted cardiac pacemakers. Supported by the U.S. Food and Drug Administration, WTR recommends to physicians that:

Pacemaker patients

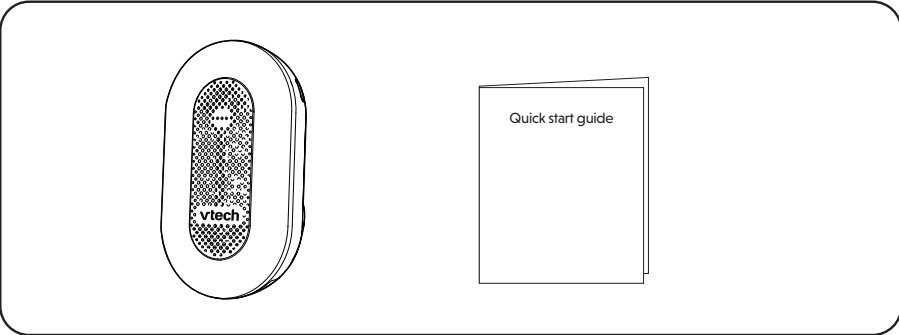
- Should keep wireless devices at least six inches from the pacemaker.
- Should NOT place wireless devices directly over the pacemaker, such as in a breast pocket, when it is turned ON.

WTR's evaluation did not identify any risk to bystanders with pacemakers from other persons using wireless devices.

Electromagnetic fields (EMF)

This VTech product complies with all standards regarding electromagnetic fields (EMF). If handled properly and according to the instructions in this user's manual, the product is safe to be used based on scientific evidence available today.

WHAT'S IN THE BOX

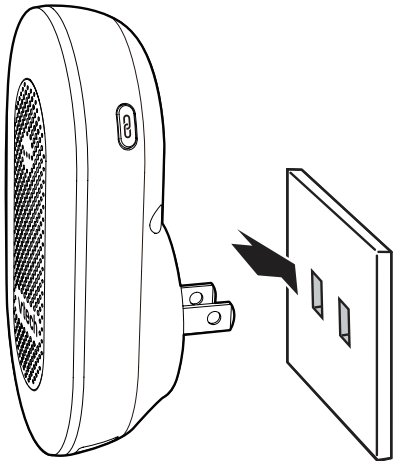


1 CONNECT AND POWER ON THE SOOTHER

NOTES

- Connect the Soother in a vertical or floor mount position only. The adapter prongs are not designed to hold the weight of the soother, so do not connect it to any ceiling, under-the-table, or cabinet outlets. Otherwise, the adapter may not properly connect to the outlet.
- Make sure the soother is out of reach of children.

Plug the soother into an AC outlet, then the soother powers on automatically.



2 BEFORE USE

Positioning the soother

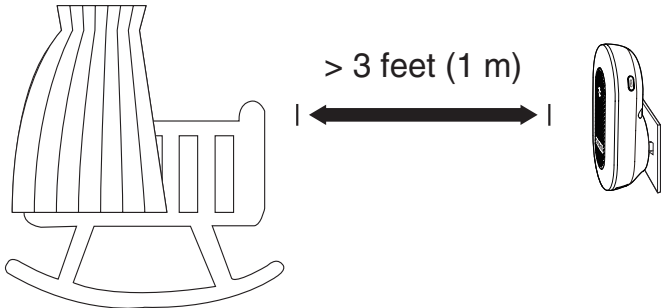
- Place the soother more than 3 feet (1 metre) away from your baby.

CAUTION

- Keep the soother out of the reach of your baby. Never place the soother inside the baby's crib or playpen.

NOTE

- To avoid interference from other electronic devices, place your soother at least 3 feet (1 metre) away from devices such as wireless routers, microwaves, cell phones and computers.



3 DOWNLOAD THE APP

Download MyVTech Soother App for more premium features

Download **MyVTech Soother App** to your mobile device from Apple Store or Google Play store to gain full access of features and conveniently control your soother. Put advanced functions to action, like customizing a routine, with just a few taps of the finger.

With **MyVTech Soother App**, you can pamper your baby.

TIP

- Make sure your mobile device meets the minimum requirement for the mobile app.

NOTE

The mobile app is compatible with:

- Android™ 6.0 or later; and
- iOS 12 or later.

Step 1

Install MyVTech Soother App

- Browse the App Store or the Google Play store .
- Search for the mobile app with the keyword **"MyVTech Soother"**.
- Download and install the **MyVTech Soother App** to your mobile device.

-OR-

Scan the QR code below to install the app.



Step 2

Connect both devices via Bluetooth

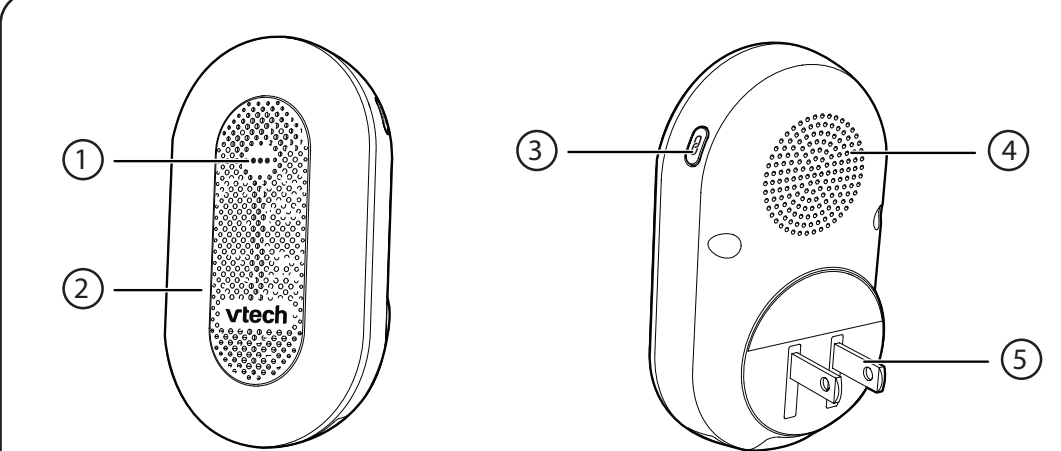
Follow the instructions in the mobile app to set up and pair your soother.

- Tap the app icon to run the mobile app in your mobile device, and set your mobile device to Bluetooth discoverable mode.
- Soother will start searching nearby device automatically after being powered on.
- Select **V-Hush Plug** under the list of available devices and wait for a while for the pairing process.

NOTES

- Make sure your soother is powered on before pairing.
- Place your mobile phone near the soother for better connection.

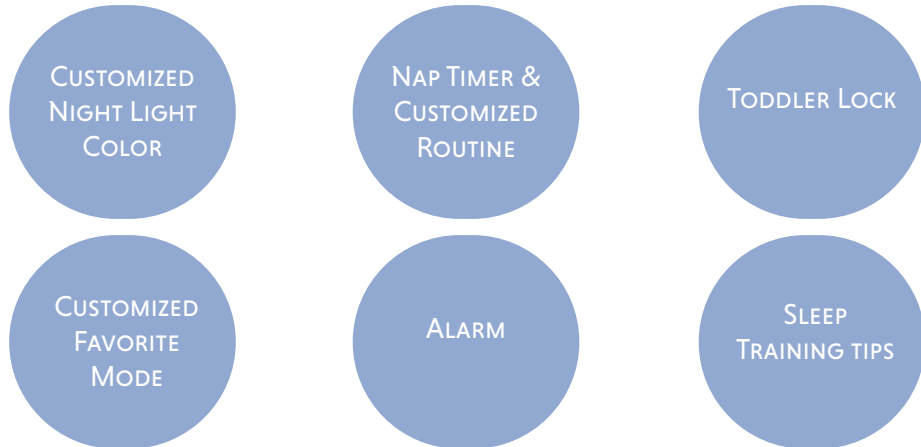
3 OVERVIEW



- Magic Key**
- Night light**
- Bluetooth pairing key**

- Speaker**
- Power plug**

APP FEATURES



USE THE SOOTHER

●●● Magic Key

Several functions can be performed using **Magic key** ●●● located on the top of the soother.

Start or stop the soother

- When inactive, tap **Magic key** ●●● to start and resume the Soother to its previous settings.
- When active, tap **Magic key** ●●● to stop the soother.

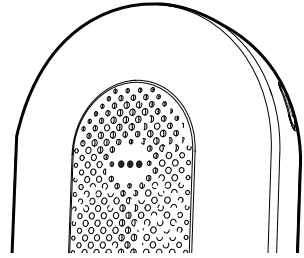
Change your favorite mode

- Tap **Magic key** ●●● twice to go to the next favorite mode.

Adjust the night light brightness

With the night light, the soother can illuminate a soft hue to calm your baby in a dark room. You can control the brightness level of its glow directly on the soother and adjust the night light color remotely in **MyVTEch Soother App**.

- Tap and hold **Magic key** ●●● to adjust the night light's brightness level.



✧ Audio streaming from your mobile device

The soother is able to function as a Bluetooth speaker after pairing with a mobile device via Bluetooth so you can play your own music from your mobile device through the soother.

Connect your device with the soother via Bluetooth audio

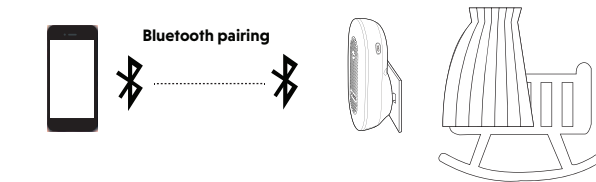
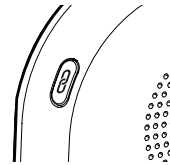
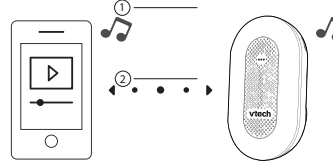
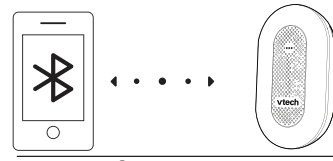
To use a Bluetooth enabled mobile device with your soother, you must first pair and connect your Bluetooth mobile device with the soother. Before you begin, make sure that your Bluetooth enabled mobile device is not connected to any other Bluetooth device.

On the soother

- Press and hold the Bluetooth pairing key  for 5 seconds to enter Bluetooth pairing mode.

On your device

- Set your mobile device to discoverable mode before pairing.
- Place you mobile device next to the soother during the whole pairing process.
- Select "V-Hush Plug Speaker" under the device list.



NOTE

- After the soother enters Bluetooth pairing mode, the soother will keep fading in and out blue light until it is connected to a device.

NEED HELP?

- For more guides to help you operate your soother, check out the latest online help topics and FAQs by going to <https://phones.vtechcanada.com/manuals>
- Alternatively, you can scan the QR code on the right.
- Search for the model - BC8113
- You can also call our Customer Support at 1 (800) 267-7377 [in Canada] for help.



FCC AND IC REGULATIONS

FCC Part 15

This equipment has been tested and found to comply with the requirements for a Class B digital device under Part 15 of the Federal Communications Commission (FCC) rules. These requirements are intended to provide reasonable protection against harmful interference in a residential installation. This equipment generates, uses and can radiate radio frequency energy and, if not installed and used in accordance with the instructions, may cause harmful interference to radio communications. However, there is no guarantee that interference will not occur in a particular installation. If this equipment does cause harmful interference to radio or television reception, which can be determined by turning the equipment off and on, the user is encouraged to try to correct the interference by one or more of the following measures:

- Reorient or relocate the receiving antenna.
- Increase the separation between the equipment and receiver.
- Connect the equipment into an outlet on a circuit different from that to which the receiver is connected.
- Consult the dealer or an experienced radio/TV technician for help.

WARNING: Changes or modifications to this equipment not expressly approved by the party responsible for compliance could void the user's authority to operate the equipment.

This device complies with Part 15 of the FCC rules. Operation is subject to the following two conditions: (1) this device may not cause harmful interference, and (2) this device must accept any interference received, including interference that may cause undesired operation.

To ensure safety of users, the FCC has established criteria for the amount of radio frequency energy that can be safely absorbed by a user or bystander according to the intended usage of the product. This product has been tested and found to comply with the FCC criteria. The soother shall be installed and used such that parts of all persons' body are maintained at a distance of approximately 8 in (20 cm) or more.

This Class B digital apparatus complies with Canadian requirement:
CAN ICES-3 (B)/NMB-3(B)

Industry Canada

This device contains licence-exempt transmitter(s)/receiver(s) that comply with Innovation, Science and Economic Development Canada's licence-exempt RSS(s). Operation is subject to the following two conditions: (1) This device may not cause interference. (2) This device must accept any interference, including interference that may cause undesired operation of the device.

The term "IC:" before the certification/registration number only signifies that the Industry Canada technical specifications were met.

This product meets the applicable Innovation, Science and Economic Development Canada technical specifications.

RF radiation exposure statement

The soother complies with FCC RF radiation exposure limits set forth for an uncontrolled environment. The soother should be installed and operated with a minimum distance of 8 in (20 cm) between the soother and all persons' body. Use of other accessories may not ensure compliance with FCC RF exposure guidelines. This equipment complies also with Industry Canada RSS-102 with respect to Canada's Health Code 6 for Exposure of Humans to RF Fields.

Manufacturer: VTech Telecommunications Ltd.
23/F., Tai Ping Industrial Centre, Block 1, 57 Ting Kok Road, Tai Po, Hong Kong.

LIMITED WARRANTY

What does this limited warranty cover?

The manufacturer of this VTech Product warrants to the holder of a valid proof of purchase ("Consumer" or "you") that the Product and all accessories provided in the sales package ("Product") are free from defects in material and workmanship, pursuant to the following terms and conditions, when installed and used normally and in accordance with the Product operating instructions. This limited warranty extends only to the Consumer for Products purchased and used in the United States of America and Canada.

What will VTech do if the Product is not free from defects in materials and workmanship during the limited warranty period ("Materially Defective Product")?

During the limited warranty period, VTech's authorized service representative will replace at VTech's option, without charge, a Materially Defective Product. If we choose to replace the Product, we may replace it with a new or refurbished Product of the same or similar design. We will retain defective parts, modules, or equipment. Replacement of the Product, at VTech's option, is your exclusive remedy. VTech will return the replacement Products to you in working condition. You should expect the replacement to take approximately 30 days.

How long is the limited warranty period?

The limited warranty period for the Product extends for ONE (1) YEAR from the date of purchase (90 days on products purchased as Refurbished*). This limited warranty also applies to the replacement Product for a period of either (a) 90 days from the date the replacement Product is shipped to you or (b) the time remaining on the original one-year warranty (90-day limited warranty on products that are purchased as Refurbished*); whichever is longer.

*Refurbished products purchased from our online store carry a 90-day replacement warranty.

What is not covered by this limited warranty?

This limited warranty does not cover:

- Product that has been subjected to misuse, accident, shipping or other physical damage, improper installation, abnormal operation or handling, neglect, inundation, fire, water or other liquid intrusion; or
- Product that has been damaged due to repair, alteration or modification by anyone other than an authorized service representative of VTech; or
- Product to the extent that the problem experienced is caused by signal conditions, network reliability, or cable or antenna systems; or
- Product to the extent that the problem is caused by use with non-VTech accessories; or
- Product whose warranty/quality stickers, product serial number plates or electronic serial numbers have been removed, altered or rendered illegible; or
- Product purchased, used, serviced, or shipped for repair from outside the United States of America or Canada, or used for commercial or institutional purposes (including but not limited to Products used for rental purposes); or
- Product returned without a valid proof of purchase (see item 2 below); or
- Charges for installation or set up, adjustment of customer controls, and installation or repair of systems outside the unit.

How do you get warranty service?

To obtain warranty service in Canada, go to www.vtechcanada.com or call 1 (800) 267-7377.

NOTE: Before calling for service, please review the user's manual - a check of the Product's controls and features may save you a service call.

Except as provided by applicable law, you assume the risk of loss or damage during transit and transportation and are responsible for delivery or handling charges incurred in the transport of the Product(s) to the service location. VTech will return replaced Product under this limited warranty. Transportation, delivery or handling charges are prepaid. VTech assumes no risk for damage or loss of the Product in transit.

What must you return with the Product to get warranty service?

- Return the entire original package and contents including the Product to the VTech service location along with a description of the malfunction or difficulty; and
- Include a "valid proof of purchase" (sales receipt) identifying the Product purchased (Product model) and the date of purchase or receipt; and
- Provide your name, complete and correct mailing address, and telephone number.

Other limitations

This warranty is the complete and exclusive agreement between you and VTech. It supersedes all other written or oral communications related to this Product. VTech provides no other warranties for this Product. The warranty exclusively describes all of VTech's responsibilities regarding the Product. There are no other express warranties. No one is authorized to make modifications to this limited warranty and you should not rely on any such modification. State/ Provincial Law Rights: This warranty gives you specific legal rights, and you may also have other rights, which vary from state to state or province to province.

Limitations: Implied warranties, including those of fitness for a particular purpose and merchantability (an unwritten warranty that the Product is fit for ordinary use) are limited to one year from the date of purchase. Some states/ provinces do not allow limitations on how long an implied warranty lasts, so the above limitation may not apply to you. In no event shall VTech be liable for any indirect, special, incidental, consequential, or similar damages (including, but not limited to lost profits or revenue, inability to use the Product or other associated equipment, the cost of substitute equipment, and claims by third parties) resulting from the use of this Product. Some states/provinces do not allow the exclusion or limitation of incidental or consequential damages, so the above limitation or exclusion may not apply to you.

Please retain your original sales receipt as proof of purchase.



Specifications are subject to change without notice.
© 2022 VTech Technologies Canada Ltd.
All rights reserved. 12/22. BC8113_CA_QSG_V1