


正面


TF-TY01说明书 成品尺寸：60X84mm 128铜版纸 覆哑膜 双面印刷 钢琴折


TRANSFORMERS




TF-Y01蓝牙音箱
使用说明书

包装清单

音箱 *1

Micro USB
充电线 *1

说明书与保修卡
*1

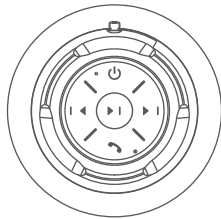
产品规格

有效距离：≥10M
喇叭直径：φ52mm
阻抗：4Ω
信噪比：≥90dB
失真度：≤5%
频率响应：20Hz-10KHz
额定输入：5V $\overline{\text{---}}$ 500mA
锂电池额定容量：1200mAh
额定功率：3W
充电时长：约3小时
使用时长：约6小时

温馨提示

1.除说明书有特殊标示的操作方式以外，请勿尝试拆卸或更换产品内的任何零件。
2.请勿将产品放入水或其他任何液体中，此产品非防水设计。
3.如果有任何液体不小心进入产品内时，请立即断开连接并移开此产品。
4.为避免触电，请在安装或卸载产品时，确保手上没有沾水。
5.请勿将此产品放置于热源附近或直接暴露在火源附近。
6.请勿将本产品放置在有强大电磁力的环境中，否则会导致产品故障。

按键与功能



⏻ — 开关机键，长按开机或关机。

⏮ — 短按为上一曲，长按为音量减。

⏭ — 短按为下一曲，长按为音量加。

🔊 — 单击接听 / 挂断，双击回拨，长按拒接。

⏸ — 短按为播放 / 暂停，双击进行TWS对联。
* 任意两台同款音箱开机状态下双击其中一台暂停/播放键，等待5秒左右，出现“滴”声，即完成TWS配对。再次双击暂停/播放键则断开。

关机：当不使用音箱时，长按“⏻”键关机，防止电能损耗。
低电量报警及自动关机功能：当电池电量低于10%时，音箱会发出提示音，此时应该及时给音箱充电，当电量低于3%时，机器将会自动关机。

产品操作说明

一.蓝牙使用方法

● 长按“⏻”键约3秒开机，提示音响起，蓝色灯快闪。

● 打开蓝牙设备设置，搜索蓝牙连接名“TF-Y01” 点击连接，蓝牙连接成功提示音响起，蓝灯长亮；再次使用此音箱时，开启音箱与智能设备蓝牙，会自动回连。

● 蓝牙自动连接功能：蓝牙连接成功后，当超过有效距离时会自动断开，待回到有效距离后蓝牙音箱和智能设备又会自动连接。

二.指示灯状态

● 蓝牙模式：已连接状态，蓝色灯长亮，播放音乐时蓝灯慢闪。

● 配对状态：蓝色指示灯快闪。

● 充电指示：充电红灯亮起，充满红灯灭。

产品中有害物质名称及含量

部件名称	有害物质					
	铅(Pb)	汞(Hg)	镉(Cd)	六价铬(Cr(VI))	多溴联苯(PBB)	多溴二苯醚(PBDE)
印刷电路组件	○	○	○	○	○	○
外壳等小结构件	○	○	○	○	○	○

本表格依据SJ/T11364的规定编制
○表示该有害物质在该部件所有均质材料中的含量均在GB/T26572规定限量要求以下。
X:表示该有害物质至少在该部件的某一均质材料中的含量超出GB26572规定的限量要求。
表单标记“X”的部件,皆因全球技术发展水平限制而无法实现有害物质的替代。

本表格依据SJ/T11364的规定编制
印刷电路板组件*包括印刷电路板及其零部件,电子元器件等,根据产品型号不同,您所购买的产品可能不会含有以上所有部件

10

在中华人民共和国境内销售的电子电气产品必须标识此标志,标志内的数字代表在正常的使用状态下的产品的环保使用期限。

保修声明

免责声明
本使用手册没有任何形式的担保、立场表达或其他暗示。本使用手册所提到的产品、规格及信息仅供参考，内容亦会随时更新于网页，恕不另行通知。

保修声明：
就本文件附随的产品做如下保证，如产品在您购买日起十二(12)个月(“保修期”)内，在正常使用情况下因质量问题发生损坏，能修理的，免费修理；经厂家确认无法修理的，免费更换、修理或更换后的产品，在剩余保修期(最短不少于50天)内继续享有保修。购买日以销售发票日期为准；如无法确定购买日，则保修期自产品生产日期起按十三(13)个月计算。
如申请保修，请先致电产品服务热线，并按我们指示的方式进行执行。申请保修时，您需要提供准确、完整和清晰填写的有效销售发票。以上保证不适用于下列情况：
1.超过三包有效期的；
2.涂改保修卡、产品编码与产品本体不符；
3.因滥用、滥用或不适当的运输、使用、维护或保管而导致的故障或损坏；
4.因不可抗力(如地震、战争、火灾等)或意外导致的故障或损坏；
5.拉扯、摔和因受力过大而损坏；
6.因承载过重造成的脱线或断裂；
7.任何因尖锐物体造成的损坏；
8.有磨损或水浸迹象的产品；
9.因擅自拆改导致的损坏；
10.产品正常使用过程中发生的老化、脱色、磨损、破裂和其他损耗。
11.如产品原有标识标签被更改或损毁，本保证将失效。
产品及随附物料的齐备和外观完好不属于保证范围，您应在接收产品时当场检验并对任何不符提出异议。

以上保证是我们就产品做出的全部保证，且仅在中国大陆地区境内适用。本文件的任何内容均不影响根据法律规定不能排除或限制的消费者权利。

服务监督热线:400-885-8808

虚线做
易撕线

保修卡

尊敬的用户，本保修卡是您将来申请保修的凭证，请您配合销售商填写并妥善保管备用！

用户信息

用户姓名

电子邮件

联系电话

邮政编码

通讯地址

产品信息

产品名称

产品型号

产品条码/编号/批号

销售商信息

名 称

地 址

联系电话

邮政编码

销售日期

发票号码

备 注

合格证

产品编号：_____
生产日期：_____
检 测 员：_____

TRANSFORMERS

反面

Warranty Service

Dear user,this warranty card is the proof of your future warranty application,please cooperatewith the seller to fill it out and keep it for future use!

User info

User name

Email

Contact number

Postal code

Mailing address

Product information

Product name

Product number

Product barcode / Serial number / Batch number

Vendor information

Name

Address

Contact number

Postal code

Sales date


Invoice number

Remark

Certificate of Approval


Product No.: _____
Production Time: _____
QC: _____


TRANSFORMERS




TF-Y01 BT speaker
Instruction manual

Packing list

Speaker *1

micro USB
Charging cable *1

Instructions and
Warranty card *1

Product specification

Effective distance: ≥ 10M
Horn diameter: φ 52mm
Impedance: 4 Ω
Signal to noise ratio: ≥ 90dB
Distortion: ≤ 5%
Frequency response: 20Hz-10KHz
Rated input: 5V 500mA
Rated capacity of lithium battery: 1200mAh
Rated power: 3W
Charging time: approximately 3 hours
Usage time: approximately 6 hours

Tips

1.Except for the operation methods specifically marked in the manual,please do not try to disassemble or replace any parts in the earbuds.
2.Don't put the earbuds in the water or any others liquid.The earbuds are not waterproof.
3.If any liquid enters the product by accidentally,please disconnect and remove the connection immediately.

Product operation instructions

1. BT use method

● Press and hold the “⏻” key for about 3 seconds to power on. The prompt sound will sound and the blue light will flash quickly.

● Open BT device Settings, search for Bluetooth connection name “TF-Y01” and click Connect, Bluetooth connection success prompt sound, blue light long on; When you use the speaker again, turn on the BT between the speaker and the smart device, and it will automatically connect back.

● BT automatic connection function: After successful BT connection, when the effective distance is exceeded, it will be automatically disconnected, and after returning to the effective distance, the BT speaker and smart device will be automatically connected.

2. Indicator status

● BT mode: Connected state, the blue light is on for a long time, and the blue light blinks slowly when playing music.

● Pairing status: The blue indicator blinks quickly.

● Charging indicator: charging red light on, full red light off.

Common problems and solutions

breakdown	solution
Failed to pair multiple connections	Turn off the speaker and restart it or require password: 0000
The music plays staccato	Whether the connection distance is out of range or there is an obstacle between the speaker and the phone
Play without sound	Check that the speaker is at its lowest
Unable to boot	Check whether the built-in battery of the speaker is charged
The power light is off	Check that the charging port is plugged in

The name and content of harmful substances in the earbuds

Part Names	Harmful Substances					
	Pb	Hg	Cd	Cr(VI)	PBB	PBDE
Printed circuit assembly	○	○	○	○	○	○
Small structural parts such as shell	○	○	○	○	○	○

This form is compiled in accordance with SJ/T 11364.
○Indicates that the content of the hazardous substance in all homogeneous materials of the part is in below the limit required by GB/T 26572.
XIndicates that the hazardous substance at least in a certain homogeneous material of the part exceeds The limit requirements specified in GB/T 26572.
The parts marked with “X” on the form are all harmful due to the limitations of global technological development. Substitution of substances.

Printed circuit board components:
Including printed circuit boards and their parts,electronic components, etc.and depending on the product model,the earbuds you purchased may not contain all the above components.

10

Electronic and electrical products sold in the People's Republic of China must mark this LOGO,the number in the logo represents the product under normal use Environmental protection use period.

Warranty statement

Disclaimer
This user manual does not have any form of guarantee,position expression or other implication.The mentioned products,specifications and information are for reference only,and the content will also be updated on the web at any time without additional separate notice

Warranty statement:
The product attached to this document is guaranteed as follows:If the product is twelve (12) months from the date of purchase(“Warranty Period”),under normal conditions of use due to quality defects damaged,can be repaired Free repair,free replacement if the manufacturer confirms that it cannot be repaired; repaired or replaced product.Continue to enjoy the warranty during the remaining warranty period (the shortest not less than 30 days).Purchased by sole the ticket date shall prevail if the purchase date cannot be determined,the warranty period shall be 15 (15) months
If you apply for a warranty,please call the product service hotline first and execute it in the manner instructed by us.When applying for warranty,you need to provide an accurate,complete and clearly filled out valid sales invoice.

The above guarantee does not apply to the following situations:
1.Exceeding the validity period of the three packs;
2.Alterng the warranty card and product code does not match the product body;
3.Causes caused by misuse,abuse or improper transportation,use,maintenance or storage obstacles or damage;
4.Failure or damage caused by force majeure (such as earthquake,war,disaster, etc.) or accident bad;
5.The zipper and tower buckle are damaged due to excessive force;
6.Disconnection or tearing caused by excessive load;
7.Any damage caused by sharp objects;
8.Products with signs of burning or flooding;
9.Damage caused by unauthorized disassembly;
10.Aging,discoloration,abrasion rupture and other losses that occur during the normal use of the product.
If the original identification label of the product is changed or damaged,this guarantee will become invalid.

The completeness and appearance of the product and accompanying materials are not within the scope of the guarantee.You should check on the spot and raise objections to any discrepancies.

The above guarantees are all guarantees we make regarding the products,and are only applicable in mainland China.Nothing in this document affects consumer rights that cannot be excluded or restricted under the law profit.

Service supervision hotline: 400-885-8808

虚线做
易撕线

FCC Warning:

This equipment has been tested and found to comply with the limits for a Class B digital device, pursuant to part 15 of the FCC Rules. These limits are designed to provide reasonable protection against harmful interference in a residential installation. This equipment generates, uses and can radiate radio frequency energy and, if not installed and used in accordance with the instructions, may cause harmful interference to radio communications. However, there is no guarantee that interference will not occur in a particular installation. If this equipment does cause harmful interference to radio or television reception, which can be determined by turning the equipment off and on, the user is encouraged to try to correct the interference by one or more of the following measures:

- Reorient or relocate the receiving antenna.
- Increase the separation between the equipment and receiver.
- Connect the equipment into an outlet on a circuit different from that to which the receiver is connected.
- Consult the dealer or an experienced radio/TV technician for help.

Caution: Any changes or modifications to this device not explicitly approved by manufacturer could void your authority to operate this equipment.

This device complies with part 15 of the FCC Rules. Operation is subject to the following two conditions:

(1) This device may not cause harmful interference, and (2) this device must accept any interference received, including interference that may cause undesired operation.

This equipment complies with FCC radiation exposure limits set forth for an uncontrolled environment. This equipment should be installed and operated with minimum distance 0cm between the radiator and your body.