

N78(Part27O)_MIMO PC3(ANT3+5):

CHANNEL BANDWIDTH: 20MHz QPSK

Channel	Frequency (MHz)	Conducted Power (dBm)	G _T -L _C (dB)	EIRP (dBm)	EIRP (mW)	Limit (W)
647334	3710.01	22.49	3.46	25.95	393.55	1
650000	3750	22.55	3.46	26.01	399.02	1
652666	3789.99	22.45	3.46	25.91	389.94	1

CHANNEL BANDWIDTH: 30MHz QPSK

Channel	Frequency (MHz)	Conducted Power (dBm)	G _T -L _C (dB)	EIRP (dBm)	EIRP (mW)	Limit (W)
647670	3715.05	22.57	3.46	26.03	400.87	1
650000	3750	22.5	3.46	25.96	394.46	1
652332	3784.98	22.5	3.46	25.96	394.46	1

CHANNEL BANDWIDTH: 40MHz QPSK

Channel	Frequency (MHz)	Conducted Power (dBm)	G _T -L _C (dB)	EIRP (dBm)	EIRP (mW)	Limit (W)
648000	3720	22.51	3.46	25.97	395.37	1
650000	3750	22.59	3.46	26.05	402.72	1
652000	3780	22.56	3.46	26.02	399.94	1

CHANNEL BANDWIDTH: 60MHz QPSK

Channel	Frequency (MHz)	Conducted Power (dBm)	G _T -L _C (dB)	EIRP (dBm)	EIRP (mW)	Limit (W)
648668	3730.02	22.49	3.46	25.95	393.55	1
650000	3750	22.48	3.46	25.94	392.64	1
651332	3769.98	22.51	3.46	25.97	395.37	1

CHANNEL BANDWIDTH: 70MHz QPSK

Channel	Frequency (MHz)	Conducted Power (dBm)	G _T -L _C (dB)	EIRP (dBm)	EIRP (mW)	Limit (W)
649000	3735	22.44	3.46	25.9	389.05	1
650000	3750	22.5	3.46	25.96	394.46	1
651000	3765	22.45	3.46	25.91	389.94	1

CHANNEL BANDWIDTH: 80MHz QPSK

Channel	Frequency (MHz)	Conducted Power (dBm)	G _T -L _C (dB)	EIRP (dBm)	EIRP (mW)	Limit (W)
649334	3740.01	22.51	3.46	25.97	395.37	1
650000	3750	22.46	3.46	25.92	390.84	1
650666	3759.99	22.53	3.46	25.99	397.19	1

CHANNEL BANDWIDTH: 90MHz QPSK

Channel	Frequency (MHz)	Conducted Power (dBm)	G _T -L _C (dB)	EIRP (dBm)	EIRP (mW)	Limit (W)
649668	3745.02	22.58	3.46	26.04	401.79	1
650000	3750	22.61	3.46	26.07	404.58	1
650332	3754.98	22.59	3.46	26.05	402.72	1

CHANNEL BANDWIDTH: 100MHz QPSK

Channel	Frequency (MHz)	Conducted Power (dBm)	G _T -L _C (dB)	EIRP (dBm)	EIRP (mW)	Limit (W)
650000	3750	22.62	3.46	26.08	405.51	1

CHANNEL BANDWIDTH: 100MHz 16QAM

Channel	Frequency (MHz)	Conducted Power (dBm)	G _T -L _C (dB)	EIRP (dBm)	EIRP (mW)	Limit (W)
650000	3750	22.58	3.46	26.04	401.79	1

CHANNEL BANDWIDTH: 100MHz 64QAM

Channel	Frequency (MHz)	Conducted Power (dBm)	G _T -L _C (dB)	EIRP (dBm)	EIRP (mW)	Limit (W)
650000	3750	21.89	3.46	25.35	342.77	1

CHANNEL BANDWIDTH: 100MHz 256QAM

Channel	Frequency (MHz)	Conducted Power (dBm)	G _T -L _C (dB)	EIRP (dBm)	EIRP (mW)	Limit (W)
650000	3750	19.11	3.46	22.57	180.72	1

REMARKS: ERP Output Power (dBm) = EIRP (dBm) -2.15(dB).

N78(Part27O_MIMO PC2(ANT3+5):

CHANNEL BANDWIDTH: 20MHz QPSK

Channel	Frequency (MHz)	Conducted Power (dBm)	G _T -L _C (dB)	EIRP (dBm)	EIRP (mW)	Limit (W)
647334	3710.01	24.33	3.46	27.79	601.17	1
650000	3750	24.3	3.46	27.76	597.04	1
652666	3789.99	24.29	3.46	27.75	595.66	1

CHANNEL BANDWIDTH: 30MHz QPSK

Channel	Frequency (MHz)	Conducted Power (dBm)	G _T -L _C (dB)	EIRP (dBm)	EIRP (mW)	Limit (W)
647670	3715.05	24.38	3.46	27.84	608.14	1
650000	3750	24.31	3.46	27.77	598.41	1
652332	3784.98	24.27	3.46	27.73	592.93	1

CHANNEL BANDWIDTH: 40MHz QPSK

Channel	Frequency (MHz)	Conducted Power (dBm)	G _T -L _C (dB)	EIRP (dBm)	EIRP (mW)	Limit (W)
648000	3720	24.29	3.46	27.75	595.66	1
650000	3750	24.39	3.46	27.85	609.54	1
652000	3780	24.27	3.46	27.73	592.93	1

CHANNEL BANDWIDTH: 60MHz QPSK

Channel	Frequency (MHz)	Conducted Power (dBm)	G _T -L _C (dB)	EIRP (dBm)	EIRP (mW)	Limit (W)
648668	3730.02	24.33	3.46	27.79	601.17	1
650000	3750	24.33	3.46	27.79	601.17	1
651332	3769.98	24.26	3.46	27.72	591.56	1

CHANNEL BANDWIDTH: 70MHz QPSK

Channel	Frequency (MHz)	Conducted Power (dBm)	G _T -L _C (dB)	EIRP (dBm)	EIRP (mW)	Limit (W)
649000	3735	24.24	3.46	27.7	588.84	1
650000	3750	24.37	3.46	27.83	606.74	1
651000	3765	24.32	3.46	27.78	599.79	1

CHANNEL BANDWIDTH: 80MHz QPSK

Channel	Frequency (MHz)	Conducted Power (dBm)	G _T -L _C (dB)	EIRP (dBm)	EIRP (mW)	Limit (W)
649334	3740.01	24.29	3.46	27.75	595.66	1
650000	3750	24.27	3.46	27.73	592.93	1
650666	3759.99	24.35	3.46	27.81	603.95	1

CHANNEL BANDWIDTH: 90MHz QPSK

Channel	Frequency (MHz)	Conducted Power (dBm)	G _T -L _C (dB)	EIRP (dBm)	EIRP (mW)	Limit (W)
649668	3745.02	24.33	3.46	27.79	601.17	1
650000	3750	24.36	3.46	27.82	605.34	1
650332	3754.98	24.32	3.46	27.78	599.79	1

CHANNEL BANDWIDTH: 100MHz QPSK

Channel	Frequency (MHz)	Conducted Power (dBm)	G _T -L _C (dB)	EIRP (dBm)	EIRP (mW)	Lmit (dBm/10Mhz)
650000	3750	24.41	3.46	27.87	612.35	1

CHANNEL BANDWIDTH: 100MHz 16QAM

Channel	Frequency (MHz)	Conducted Power (dBm)	G _T -L _C (dB)	EIRP (dBm)	EIRP (mW)	Limit (W)
650000	3750	23.78	3.46	27.24	529.66	1

CHANNEL BANDWIDTH: 100MHz 64QAM

Channel	Frequency (MHz)	Conducted Power (dBm)	G _T -L _C (dB)	EIRP (dBm)	EIRP (mW)	Limit (W)
650000	3750	22.02	3.46	25.48	353.18	1

CHANNEL BANDWIDTH: 100MHz 256QAM

Channel	Frequency (MHz)	Conducted Power (dBm)	G _T -L _C (dB)	EIRP (dBm)	EIRP (mW)	Limit (W)
650000	3750	19.21	3.46	22.67	184.93	1

REMARKS: ERP Output Power (dBm) = EIRP (dBm) -2.15(dB).

3.2 FREQUENCY STABILITY MEASUREMENT

3.2.1 LIMITS OF FREQUENCY STABILITY MEASUREMENT

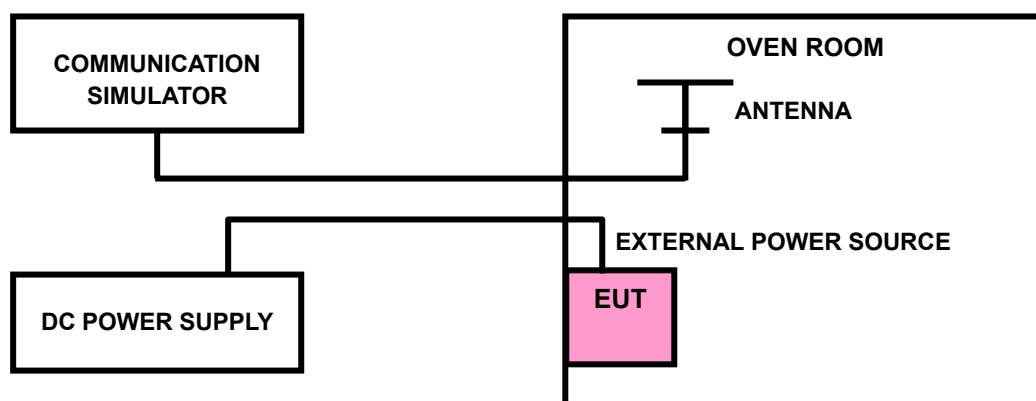
The frequency stability shall be sufficient to ensure that the fundamental emissions stay within the authorized bands of operation.

3.2.2 TEST PROCEDURE

- Device is placed at the oven room. The oven room could control the temperatures and humidity. Power warm up is at least 15 min and power applied should perform before recording frequency error.
- EUT is connected the external power supply to control the DC input power. The test voltage range is from minimum to maximum working voltage. Each step shall be record the frequency error rate.
- The temperature range step is 10 degrees in this test items. All temperature levels shall be hold the $\pm 0.5^{\circ}\text{C}$ during the measurement testing. The each temperature step shall be at least 0.5 hours, consider the EUT could be test under the stability condition.

NOTE: The frequency error was recorded frequency error from the communication simulator.

3.2.3 TEST SETUP





Test Report No.: PSU-QSU2312140113RF07

3.2.4 TEST RESULTS

Please Refer to Appendix Of this test report.

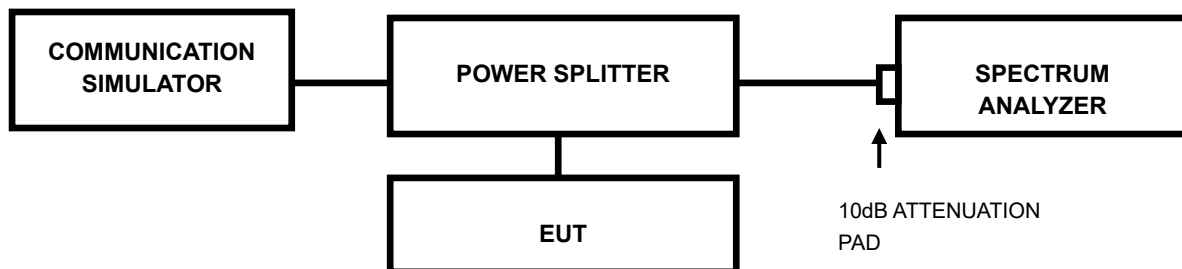
Note: VL = Low voltage(3.2V); VN/NV = Normal voltage(3.8V); VH = High voltage(4.2V);
NT = Normal temperature (25°C)

3.3 OCCUPIED BANDWIDTH MEASUREMENT

3.3.1 LIMITS OF OCCUPIED BANDWIDTH MEASUREMENT

The width of a frequency band such that, below the lower and above the upper frequency limits, the mean powers emitted are each equal to a specified percentage 0.5 %of the total mean power of a given emission.

3.3.2 TEST SETUP



3.3.3 TEST PROCEDURES

- The conducted occupied bandwidth used the power splitter via EUT RF power connector between simulation base station and spectrum analyzer.
- Use OBW measurement function of Spectrum analyzer to measure 99 % occupied bandwidth.



Test Report No.: PSU-QSU2312140113RF07

3.3.4 TEST RESULTS

Please Refer to Appendix Of this test report.

3.4 BAND EDGE MEASUREMENT

3.4.1 LIMITS OF BAND EDGE MEASUREMENT

Power of any emission outside of the authorized operating frequency ranges must be attenuated below the transmitting power (P) by a factor of at least $43 + 10 \log(P)$ dB. In the 1 MHz bands immediately outside and adjacent to the frequency block a resolution bandwidth of at least one percent of the emission bandwidth of the fundamental emission of the transmitter may be employed.(n2/n5/n25/n66)

According to FCC 27.53(g) specified that For operations in the 600 MHz band and the 698-746 MHz band, the power of any emission outside a licensee's frequency band(s) of operation shall be attenuated below the transmitter power (P) within the licensed band(s) of operation, measured in watts, by at least $43 + 10 \log(P)$ dB. However, in the 100 kilohertz bands immediately outside and adjacent to a licensee's frequency block, a resolution bandwidth of at least 30 kHz may be employed. (n12/ n71)

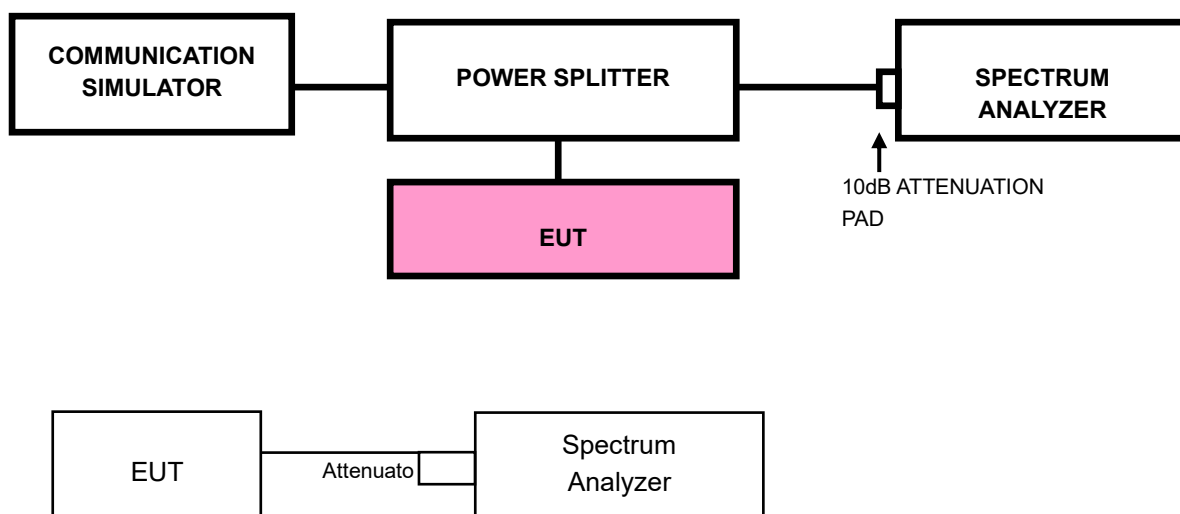
According to FCC 27.53(m)(4) specified that For mobile digital stations, the attenuation factor shall be not less than $40 + 10 \log(P)$ dB on all frequencies between the channel edge and 5 megahertz from the channel edge, $43 + 10 \log(P)$ dB on all frequencies between 5 megahertz and X megahertz from the channel edge, and $55 + 10 \log(P)$ dB on all frequencies more than X megahertz from the channel edge, where X is the greater of 6 megahertz or the actual emission bandwidth as defined in paragraph (m)(6) of this section. In addition, the attenuation factor shall not be less that $43 + 10 \log(P)$ dB on all frequencies between 2490.5 MHz and 2496 MHz and $55 + 10 \log(P)$ dB at or below 2490.5 MHz. Mobile Satellite Service licensees operating on frequencies below 2495 MHz may also submit a documented interference complaint against BRS licensees operating on channel BRS Channel 1 on the same terms and conditions as adjacent channel BRS or EBS licensees. For mobile digital stations, in the 1 megahertz bands immediately outside and adjacent to the frequency block a resolution bandwidth of at least two percent may be employed.(n7/n41)

According to FCC 27.53(l)(2) specified that For mobile operations in the 3700-3980 MHz band, the conducted power of any emission outside the licensee's authorized bandwidth shall not exceed -13 dBm/MHz. Compliance with this paragraph (l)(2) is based on the use of measurement instrumentation employing a resolution bandwidth of 1 megahertz or greater. However, in the 1 megahertz bands immediately outside and adjacent to the licensee's frequency block, the minimum resolution bandwidth for the measurement shall be either one percent of the emission bandwidth of the fundamental emission of the transmitter or 350 kHz. In the bands between 1 and 5 MHz removed from the licensee's frequency block, the minimum resolution bandwidth for the measurement shall be 500 kHz.(n77/n78)

According to FCC 27.53(n)(2) specified that For mobile operations in the 3450-3550 MHz band, the conducted power of any emission outside the licensee's authorized bandwidth shall not exceed -13 dBm/MHz. Compliance with this paragraph (n)(2) is based on the use of measurement instrumentation employing a resolution bandwidth of 1 megahertz or greater. However, in the 1 megahertz bands immediately outside and adjacent to the licensee's

frequency block, a resolution bandwidth of at least one percent of the emission bandwidth of the fundamental emission of the transmitter may be employed, but limited to a maximum of 200 kHz. In the bands between 1 and 5 MHz removed from the licensee's frequency block, the minimum resolution bandwidth for the measurement shall be 500 kHz. The emission bandwidth is defined as the width of the signal between two points, one below the carrier center frequency and one above the carrier center frequency, outside of which all emissions are attenuated at least 26 dB below the transmitter power.

3.4.2 TEST SETUP



3.4.3 TEST PROCEDURES

- a) Connect the transmitter to the spectrum analyzer via coaxial cable while ensuring proper impedance matching.
- b) Tune the analyzer to the nominal center frequency of the emission bandwidth

(EBW).
- c) Set the resolution bandwidth (RBW) $\geq 1\%$ EBW in the 1MHz band immediately outside and adjacent to the band edge.
- d) Beyond the 1MHz band from the band edge, RBW=1MHz was used.
- e) Set the video bandwidth (VBW) to $\geq 3 \times$ RBW.
- f) Select the average power (RMS) display detector.
- g) Set the number of measurement points to ≥ 1001 .
- h) Use auto-coupled sweep time.
- i) Perform the measurement over an interval of time when the transmission is continuous and at its maximum power level.
- j) The RF fundamental frequency should be excluded against the limit line in the operating frequency band and use RBW is 10KHz or 100KHz.
- k) Record the max trace plot into the test report.



Test Report No.: PSU-QSU2312140113RF07

3.4.4 TEST RESULTS

Please Refer to Appendix Of this test report.

3.5 CONDUCTED SPURIOUS EMISSIONS

3.5.1 LIMITS OF CONDUCTED SPURIOUS EMISSIONS MEASUREMENT

The power of any emission outside a licensee's frequency block shall be attenuated below the transmitter power (P) by at least $43 + 10 \log_{10}(P)$ dB. The limit of emission is equal to -13dBm.

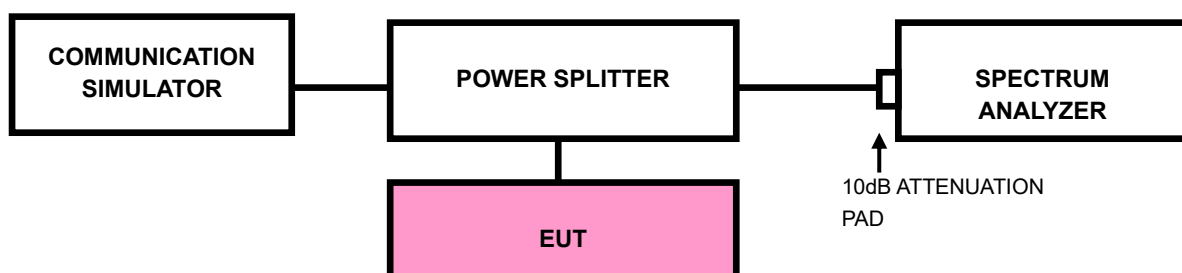
For 5G NR n41:

The power of any emission outside a licensee's frequency block shall be attenuated below the transmitter power (P) by at least $55 + 10 \log_{10}(P)$ dB. The limit of emission is equal to -25dBm.

3.5.2 TEST PROCEDURE

- a. The EUT makes a phone call to the communication simulator. All measurements were done at low, middle and high operational frequency range.
- b. Measuring frequency range is from 9kHz up to a frequency including its 10th harmonic. 10dB attenuation pad is connected with spectrum. RBW=1MHz and VBW=3MHz is used for conducted emission measurement.

3.5.3 TEST SETUP





Test Report No.: PSU-QSU2312140113RF07

3.5.4 TEST RESULTS

NOTE : The 9K~30MHz amplitude of spurious emissions attenuated more than 20 dB below the permissible value is not required in the report.

Please Refer to Appendix Of this test report.

3.6 RADIATED EMISSION MEASUREMENT

3.6.1 LIMITS OF RADIATED EMISSION MEASUREMENT

The power of any emission outside a licensee's frequency block shall be attenuated below the transmitter power (P) by at least $43 + 10 \log_{10}(P)$ dB. The limit of emission is equal to -13dBm.

For 5G NR n7/n41:

The power of any emission outside a licensee's frequency block shall be attenuated below the transmitter power (P) by at least $55 + 10 \log_{10}(P)$ dB. The limit of emission is equal to -25dBm.

3.6.2 TEST PROCEDURES

- a. Substitution method is used for E.I.R.P measurement. In the semi-anechoic chamber, EUT placed on the 0.8m height of Turn Table, rotated the table around 360 degrees to search the maximum radiation power and receiver antenna shall be rotated vertical and horizontal polarization and moved height from 1m to 4m to find the maximum polar radiated power. The "Read Value" is the spectrum reading the maximum power value.
- b. The substitution horn antenna is substituted for EUT at the same position and signals generator export the CW signal to the substitution antenna via a TX cable. Rotated the Turn Table and moved receiving antenna to find the maximum radiation power. Adjust output power level of S.G to get a Value of spectrum reading equal to "Read Value " of step a. Record the power level of S.G.
- c. $EIRP = \text{Output power level of S.G} - \text{TX cable loss} + \text{Antenna gain of substitution horn}.$
- d. E.R.P power can be calculated form E.I.R.P power by subtracting the gain of dipole, $E.R.P \text{ power} = E.I.P.R \text{ power} - 2.15\text{dBi}.$

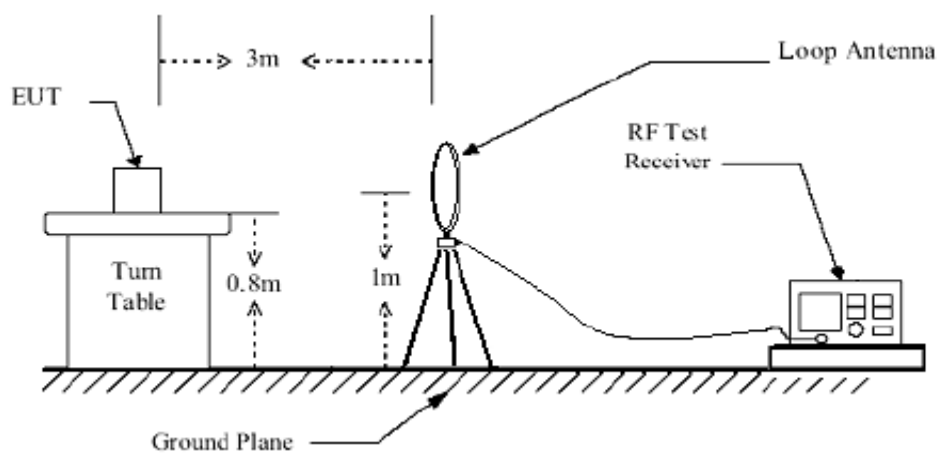
NOTE: The resolution bandwidth of spectrum analyzer is 1 MHz and the video bandwidth is 3 MHz.

3.6.3 DEVIATION FROM TEST STANDARD

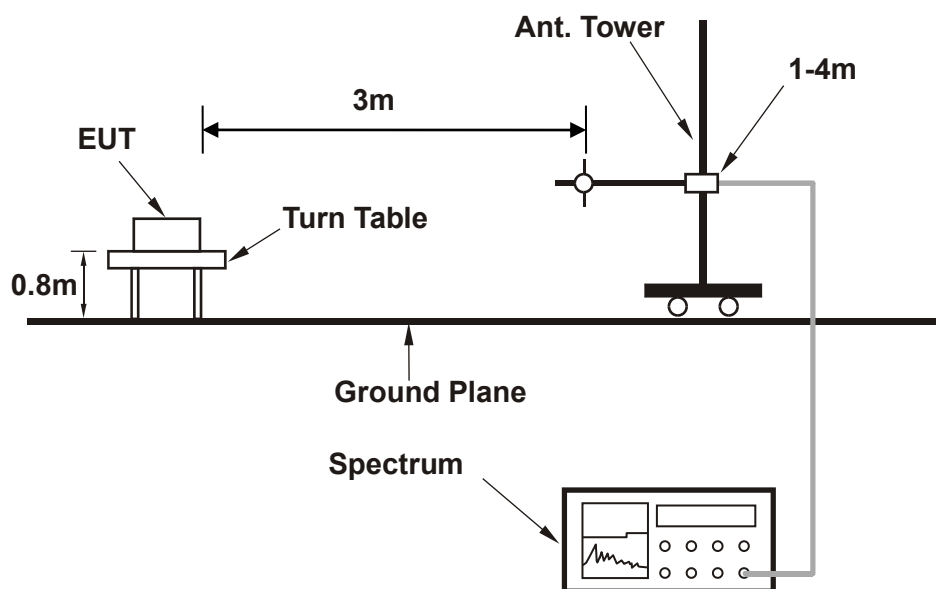
No deviation

3.6.4 TEST SETUP

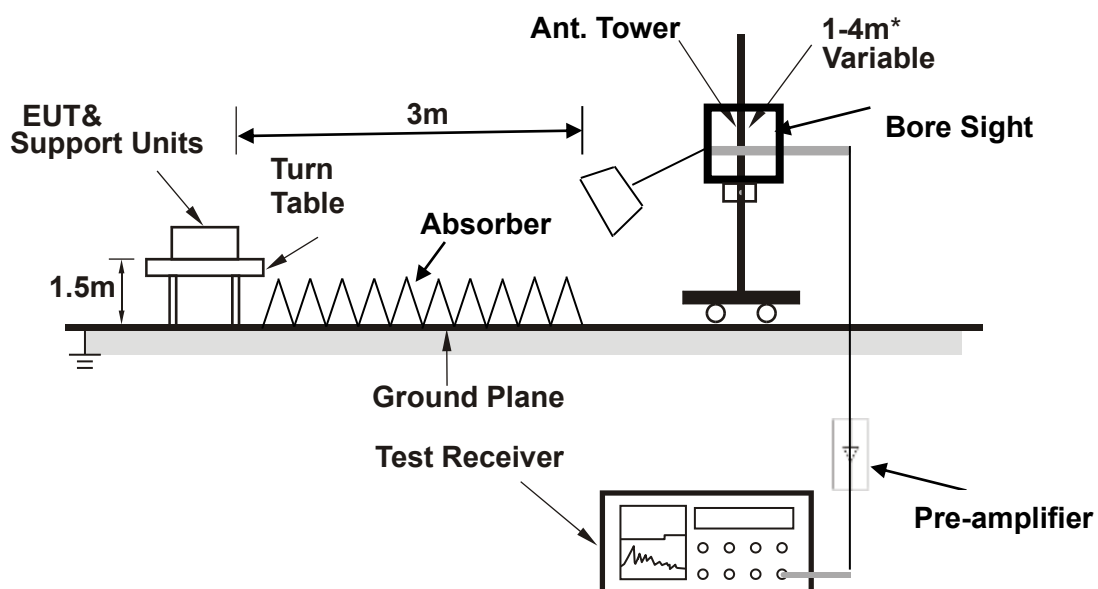
< Frequency Range below 30MHz >



< Frequency Range 30MHz~1GHz >



<Frequency Range above 1GHz>



Note: Above 1G is a directional antenna depends on the EUT height and the antenna 3dB beamwidth both, refer to section 7.3 of CISPR 16-2-3.

For the actual test configuration, please refer to the attached file (Test Setup Photo).

3.6.5 TEST RESULTS

NOTE : The 9K~30MHz amplitude of spurious emissions attenuated more than 20 dB below the permissible value is not required in the report.

5G SA BELOW 1GHz WORST-CASE DATA

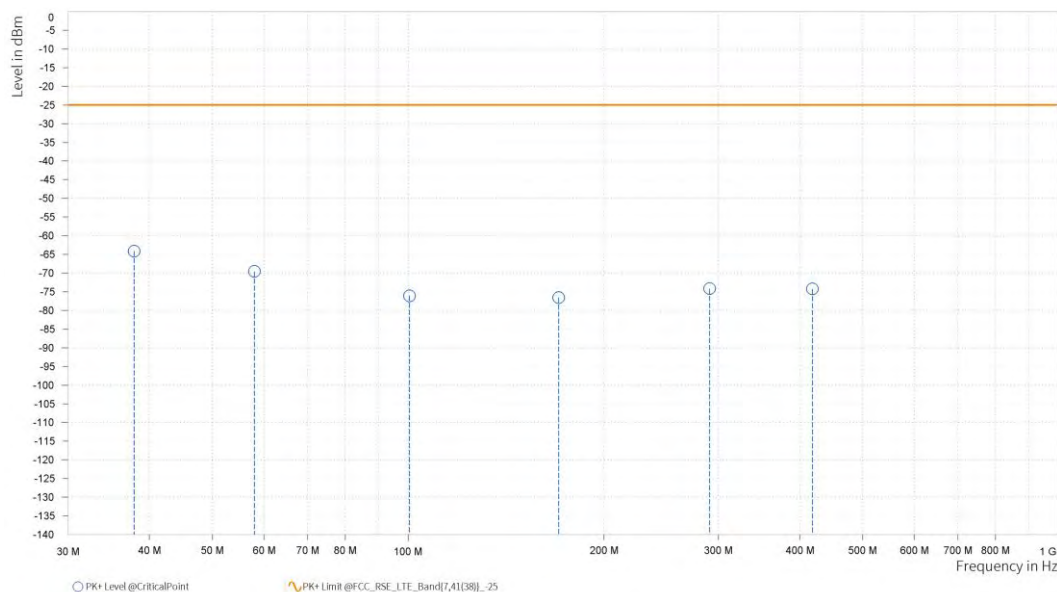
30 MHz – 1GHz data:

DC_7A-N78A

CHANNEL BANDWIDTH: (20+90) MHz

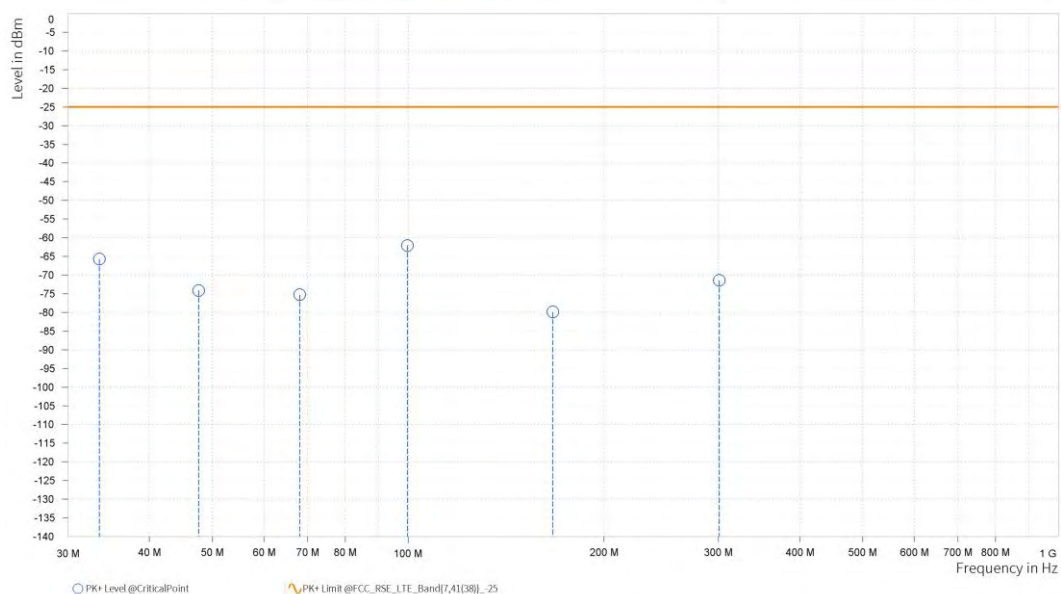
CHANNEL BANDWIDTH: 20 CH/KHz			
MODE	TX channel 633334	FREQUENCY RANGE	Above 1000MHz
ENVIRONMENTAL CONDITIONS	23deg. C, 70%RH	INPUT POWER	AC 120V/60HZ
TESTED BY	Hanwen Xu		
ANTENNA POLARITY & TEST DISTANCE: HORIZONTAL AT 3 M			

Rg	Frequency [MHz]	PK+ Level [dBm]	PK+ Limit [dBm]	PK+ Margin [dB]	Correction [dB]	Polarization	Azimuth [deg]	Antenna Height [m]
1	37.900	-64.12	-25.00	39.12	5.25	H	346.6	1.00
1	58.000	-69.57	-25.00	44.57	1.38	H	2.2	2.00
1	100.400	-76.08	-25.00	51.08	-6.88	H	355.1	2.00
1	170.300	-76.54	-25.00	51.54	-4.81	H	108.1	1.00
1	290.750	-74.18	-25.00	49.18	1.63	H	289	2.00
1	418.250	-74.25	-25.00	49.25	6.24	H	115.7	2.00



MODE	TX channel 633334	FREQUENCY RANGE	Below 1000MHz
ENVIRONMENTAL CONDITIONS	23deg. C, 70%RH	INPUT POWER	AC 120V/60HZ
TESTED BY	Hanwen Xu		
ANTENNA POLARITY & TEST DISTANCE: VERTICAL AT 3 M			

Rg	Frequency [MHz]	PK+ Level [dBm]	PK+ Limit [dBm]	PK+ Margin [dB]	Correction [dB]	Polarization	Azimuth [deg]	Antenna Height [m]
1	33.500	-65.71	-25.00	40.71	-3.10	V	80.5	1.00
1	47.600	-74.14	-25.00	49.14	-4.13	V	119.9	1.00
1	68.100	-75.27	-25.00	50.27	-2.82	V	5.5	1.00
1	99.700	-62.09	-25.00	37.09	10.03	V	245.9	2.00
1	166.800	-79.87	-25.00	54.87	-5.43	V	209.6	1.00
1	300.950	-71.43	-25.00	46.43	2.88	V	84.6	2.00





BUREAU
VERITAS

Test Report No.: PSU-QSU2312140113RF07

ABOVE 1GHz

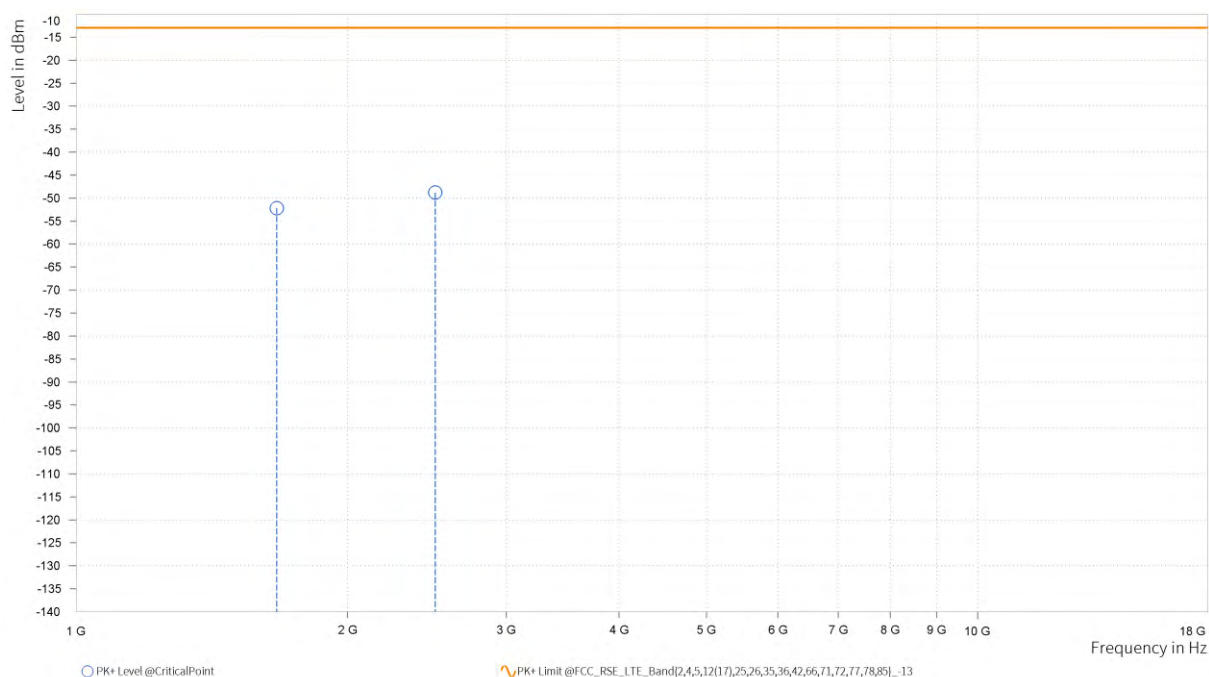
Note: For higher frequency, the emission is too low to be detected.

N5

CHANNEL BANDWIDTH: 5MHz / QPSK

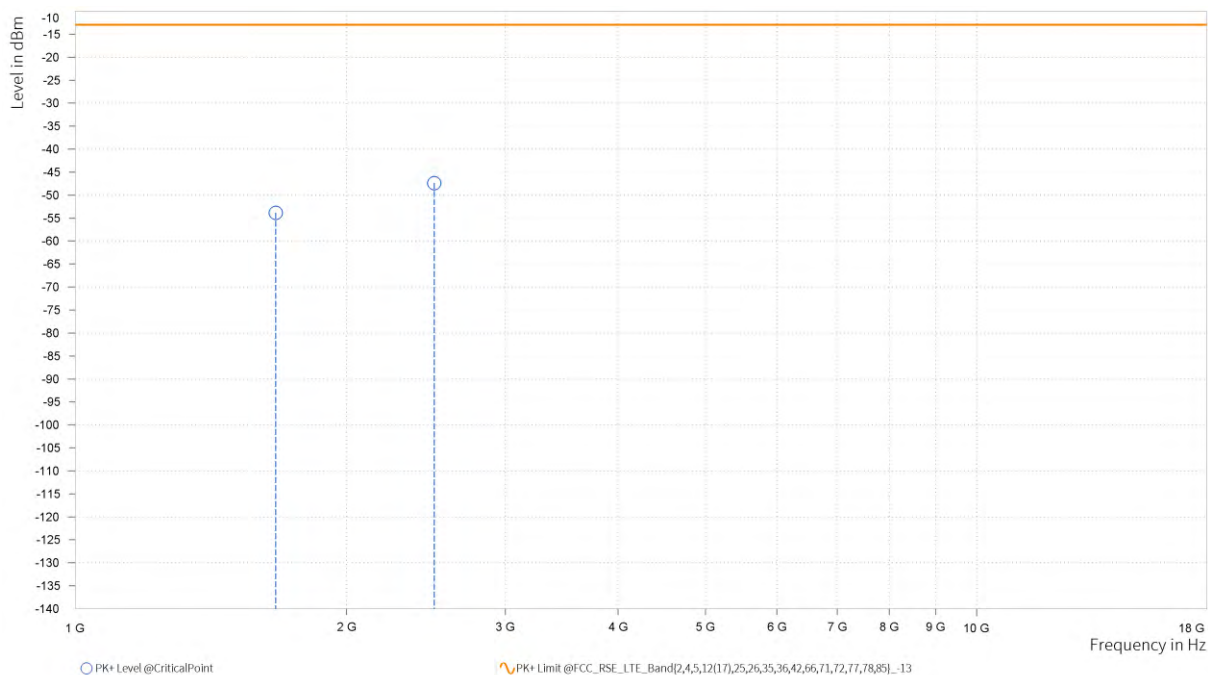
MODE	TX channel 167300	FREQUENCY RANGE	Above 1000MHz
ENVIRONMENTAL CONDITIONS	23deg. C, 70%RH	INPUT POWER	AC 120V/60HZ
TESTED BY	Hanwen Xu		
ANTENNA POLARITY & TEST DISTANCE: HORIZONTAL AT 3 M			

Rg	Frequency [MHz]	PK+ Level [dBm]	PK+ Limit [dBm]	PK+ Margin [dB]	Correction [dB]	Polarization	Azimuth [deg]	Antenna Height [m]
2	1,668.500	-52.19	-13.00	39.19	16.01	H	50.7	1.00
3	2,502.500	-48.82	-13.00	35.82	21.14	H	259	2.00



MODE	TX channel 167300	FREQUENCY RANGE	Above 1000MHz
ENVIRONMENTAL CONDITIONS	23deg. C, 70%RH	INPUT POWER	AC 120V/60HZ
TESTED BY	Hanwen Xu		
ANTENNA POLARITY & TEST DISTANCE: VERTICAL AT 3 M			

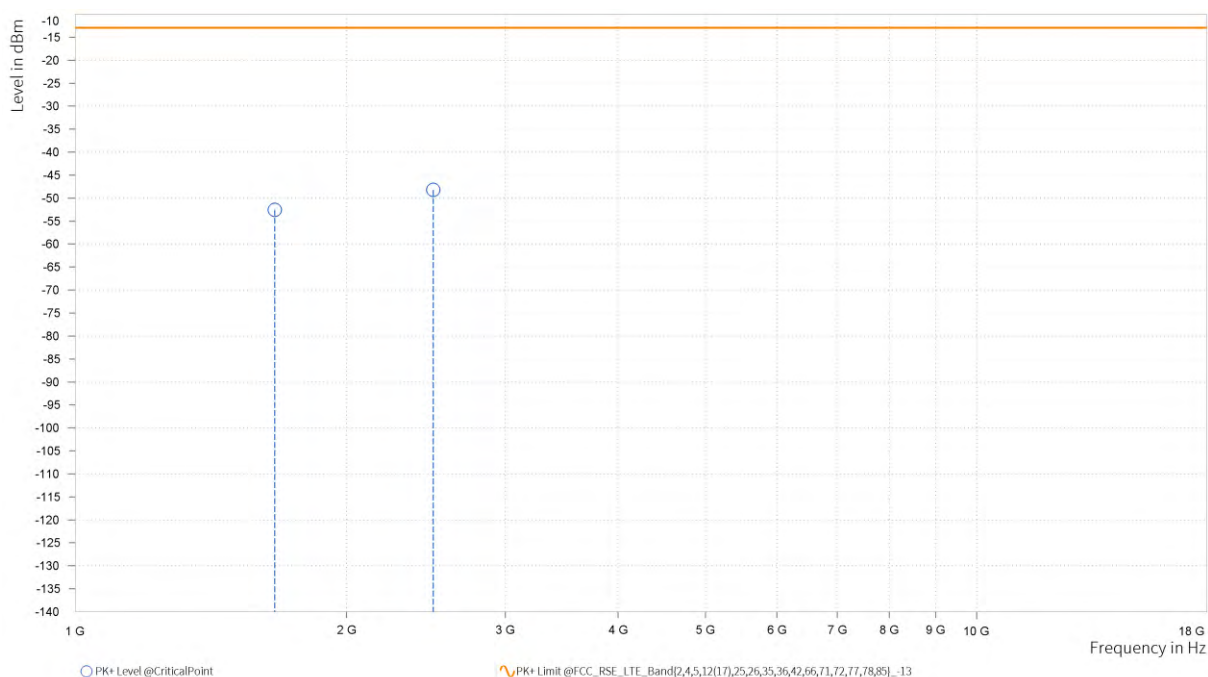
Rg	Frequency [MHz]	PK+ Level [dBm]	PK+ Limit [dBm]	PK+ Margin [dB]	Correction [dB]	Polarization	Azimuth [deg]	Antenna Height [m]
2	1,668,500	-53.85	-13.00	40.85	14.90	V	287.4	1.00
3	2,502,500	-47.38	-13.00	34.38	21.58	V	359	1.00



CHANNEL BANDWIDTH: 10MHz / QPSK

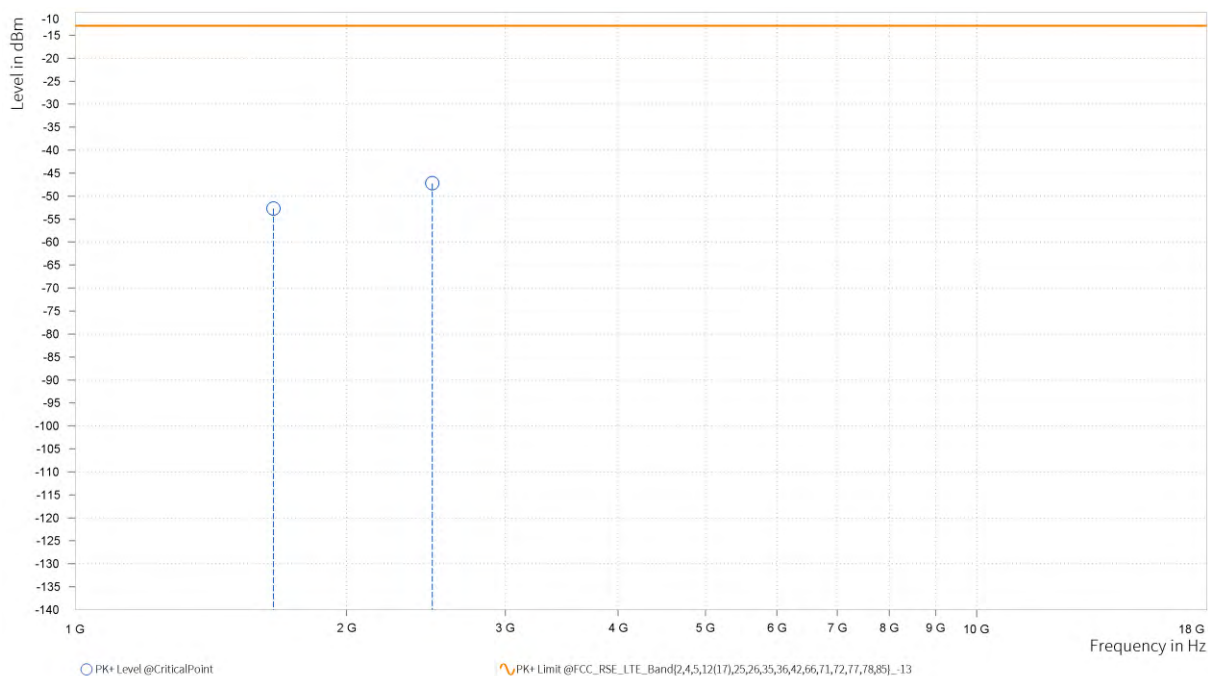
MODE	TX channel 167300	FREQUENCY RANGE	Above 1000MHz
ENVIRONMENTAL CONDITIONS	23deg. C, 70%RH	INPUT POWER	AC 120V/60HZ
TESTED BY	Hanwen Xu		
ANTENNA POLARITY & TEST DISTANCE: HORIZONTAL AT 3 M			

Rg	Frequency [MHz]	PK+ Level [dBm]	PK+ Limit [dBm]	PK+ Margin [dB]	Correction [dB]	Polarization	Azimuth [deg]	Antenna Height [m]
2	1,664.000	-52.55	-13.00	39.55	15.94	H	359	2.00
3	2,496.000	-48.20	-13.00	35.20	21.20	H	298.2	1.00



MODE	TX channel 167300	FREQUENCY RANGE	Above 1000MHz
ENVIRONMENTAL CONDITIONS	23deg. C, 70%RH	INPUT POWER	AC 120V/60HZ
TESTED BY	Hanwen Xu		
ANTENNA POLARITY & TEST DISTANCE: VERTICAL AT 3 M			

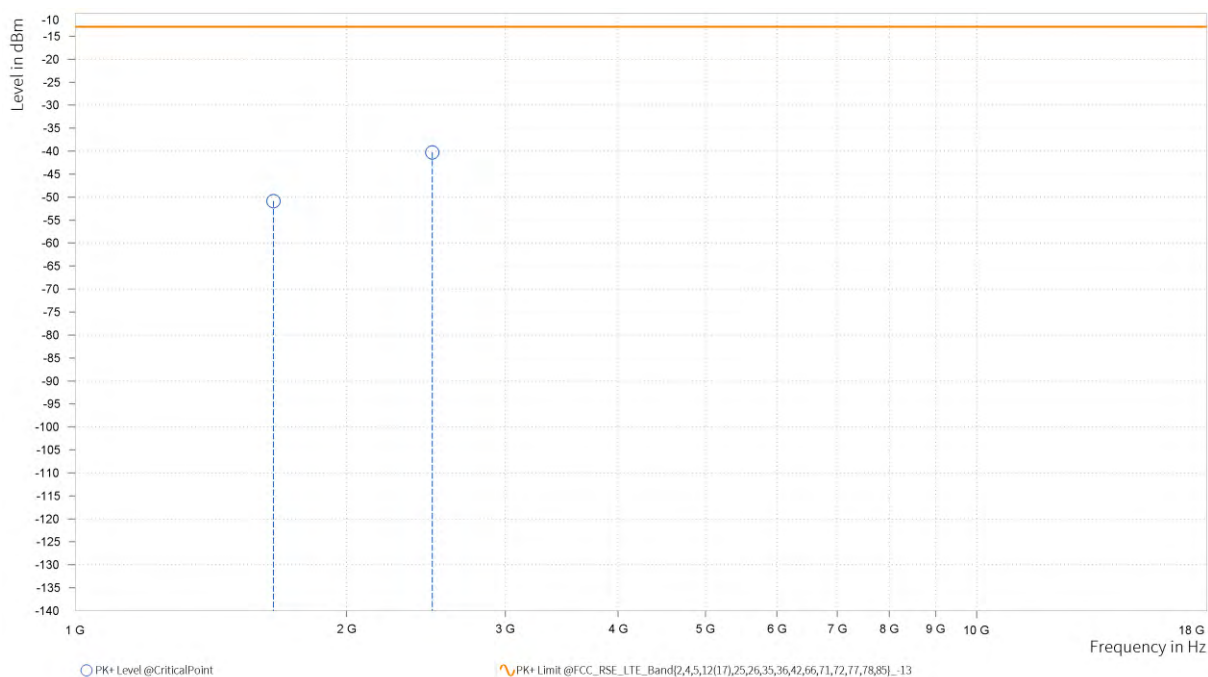
Rg	Frequency [MHz]	PK+ Level [dBm]	PK+ Limit [dBm]	PK+ Margin [dB]	Correction [dB]	Polarization	Azimuth [deg]	Antenna Height [m]
2	1,659.500	-52.73	-13.00	39.73	14.76	V	2.5	2.00
3	2,489.000	-47.21	-13.00	34.21	21.36	V	0.9	2.00



CHANNEL BANDWIDTH: 15MHz / QPSK

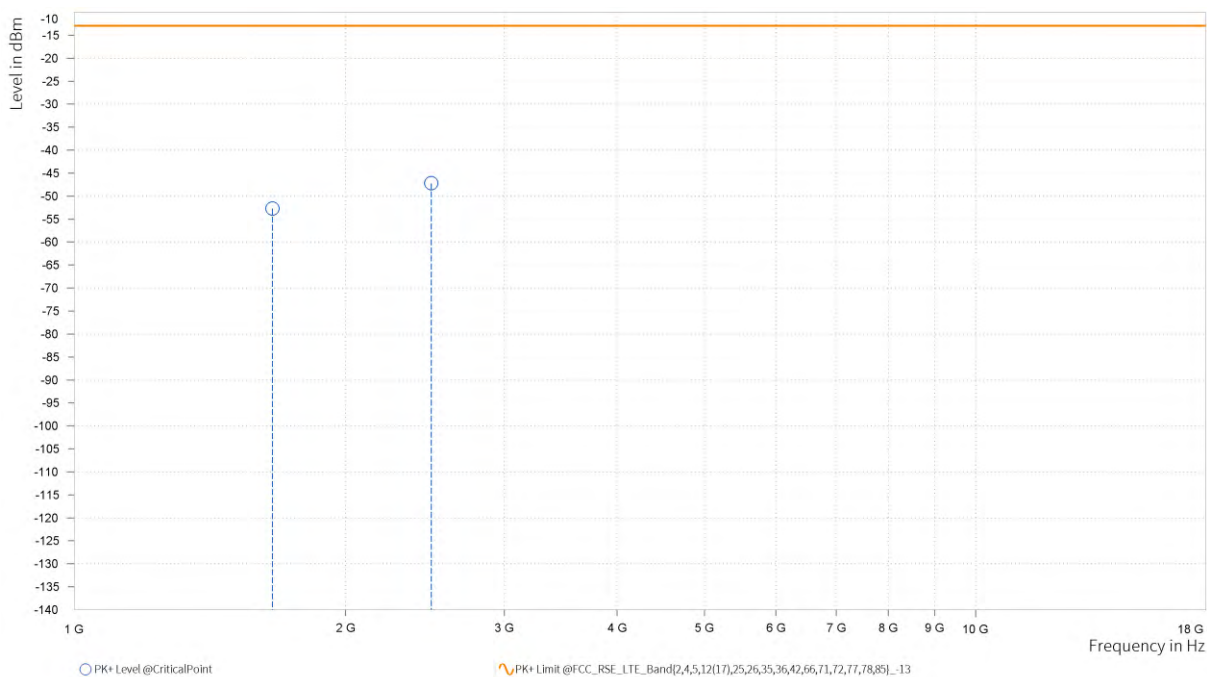
MODE	TX channel 167300	FREQUENCY RANGE	Above 1000MHz
ENVIRONMENTAL CONDITIONS	23deg. C, 70%RH	INPUT POWER	AC 120V/60HZ
TESTED BY	Hanwen Xu		
ANTENNA POLARITY & TEST DISTANCE: HORIZONTAL AT 3 M			

Rg	Frequency [MHz]	PK+ Level [dBm]	PK+ Limit [dBm]	PK+ Margin [dB]	Correction [dB]	Polarization	Azimuth [deg]	Antenna Height [m]
2	1,659.500	-50.87	-13.00	37.87	15.88	H	283.8	1.00
3	2,488.000	-40.25	-13.00	27.25	21.10	H	1	1.00



MODE	TX channel 167300	FREQUENCY RANGE	Above 1000MHz
ENVIRONMENTAL CONDITIONS	23deg. C, 70%RH	INPUT POWER	AC 120V/60HZ
TESTED BY	Hanwen Xu		
ANTENNA POLARITY & TEST DISTANCE: VERTICAL AT 3 M			

Rg	Frequency [MHz]	PK+ Level [dBm]	PK+ Limit [dBm]	PK+ Margin [dB]	Correction [dB]	Polarization	Azimuth [deg]	Antenna Height [m]
2	1,659.500	-52.73	-13.00	39.73	14.76	V	2.5	2.00
3	2,489.000	-47.21	-13.00	34.21	21.36	V	0.9	2.00

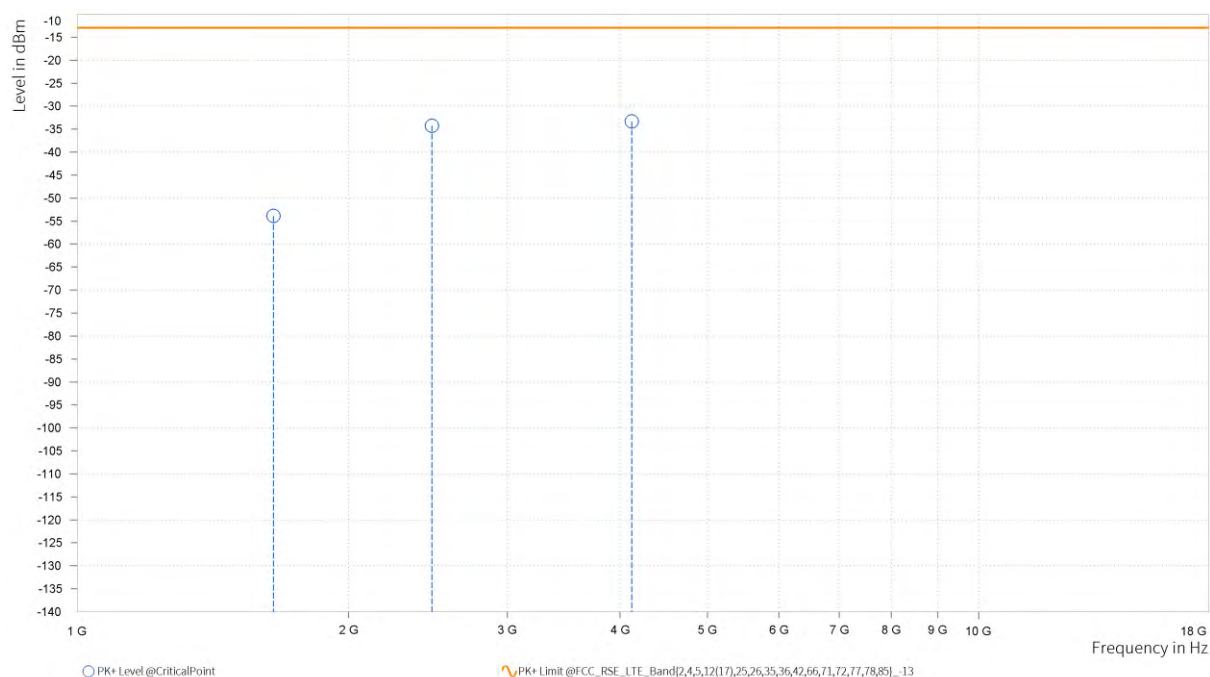


CHANNEL BANDWIDTH: 20MHz / QPSK

CH166800

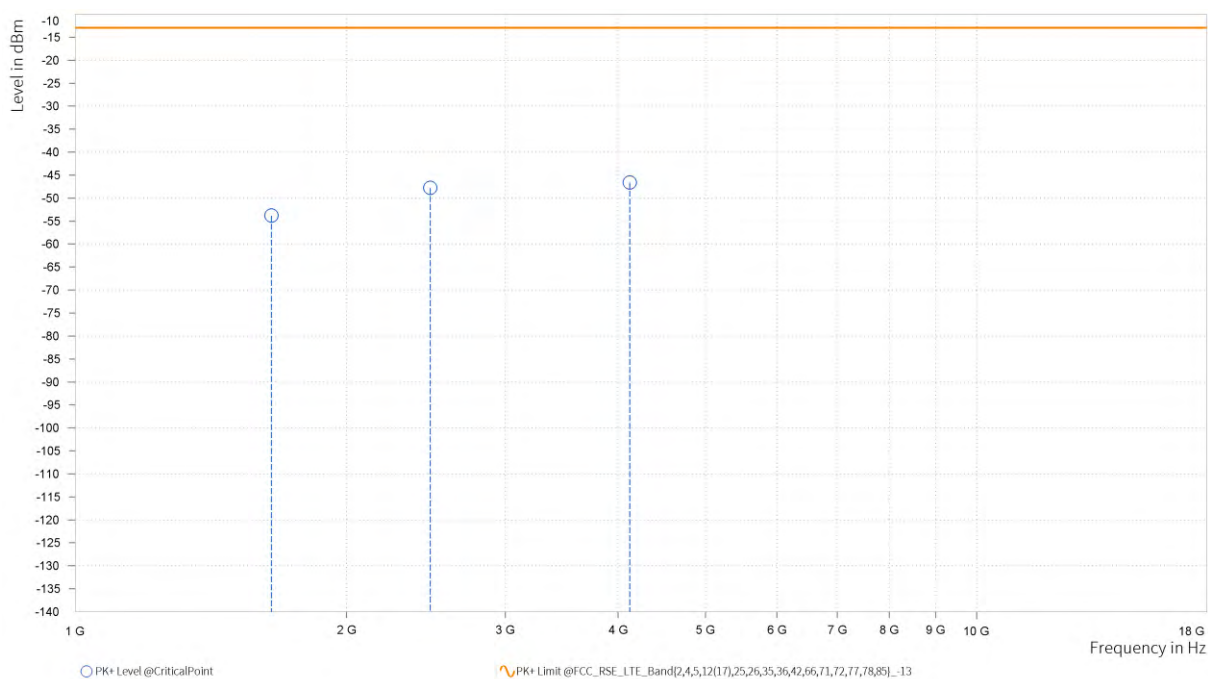
MODE	TX channel 166800	FREQUENCY RANGE	Above 1000MHz
ENVIRONMENTAL CONDITIONS	23deg. C, 70%RH	INPUT POWER	AC 120V/60HZ
TESTED BY	Hanwen Xu		
ANTENNA POLARITY & TEST DISTANCE: HORIZONTAL AT 3 M			

Rg	Frequency [MHz]	PK+ Level [dBm]	PK+ Limit [dBm]	PK+ Margin [dB]	Correction [dB]	Polarization	Azimuth [deg]	Antenna Height [m]
2	1,650.000	-53.90	-13.00	40.90	15.46	H	73.8	2.00
3	2,473.500	-34.25	-13.00	21.25	20.82	H	102.2	1.00
4	4,122.500	-33.32	-13.00	20.32	23.50	H	48.6	2.00



MODE	TX channel 166800	FREQUENCY RANGE	Above 1000MHz
ENVIRONMENTAL CONDITIONS	23deg. C, 70%RH	INPUT POWER	AC 120V/60HZ
TESTED BY	Hanwen Xu		
ANTENNA POLARITY & TEST DISTANCE: VERTICAL AT 3 M			

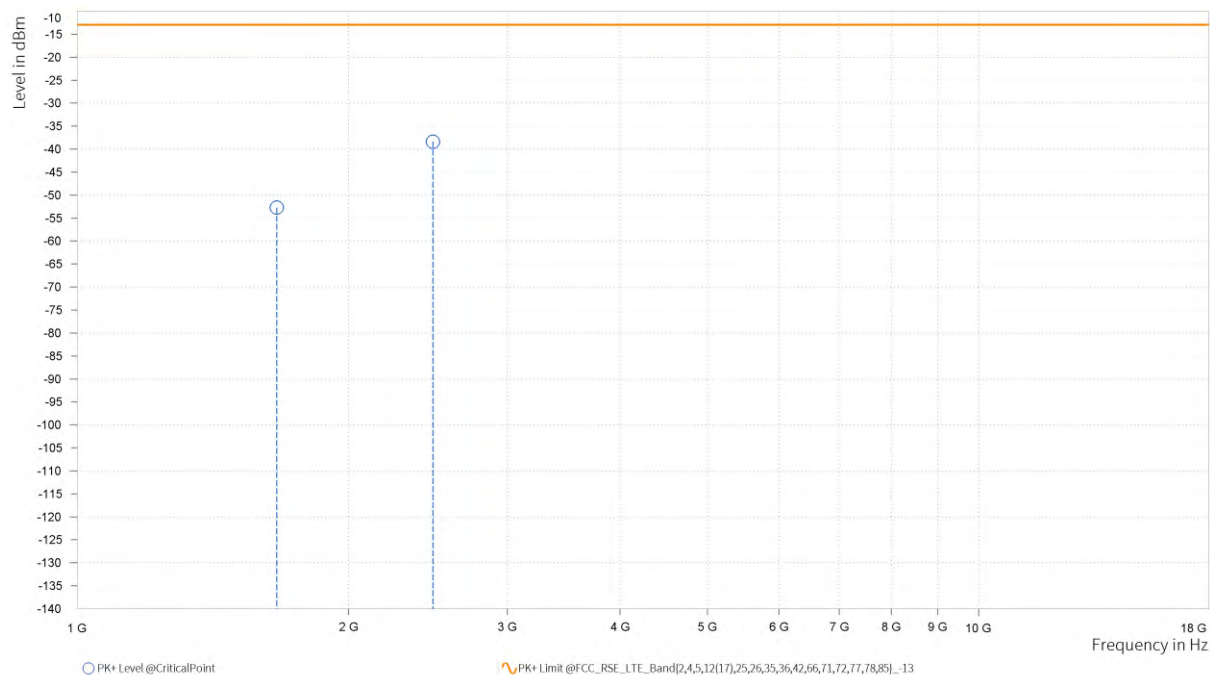
Rg	Frequency [MHz]	PK+ Level [dBm]	PK+ Limit [dBm]	PK+ Margin [dB]	Correction [dB]	Polarization	Azimuth [deg]	Antenna Height [m]
2	1,650.000	-53.82	-13.00	40.82	14.95	V	2.4	2.00
3	2,475.000	-47.78	-13.00	34.78	21.08	V	344.5	1.00
4	4,122.000	-46.63	-13.00	33.63	23.89	V	47.5	2.00



CH167300

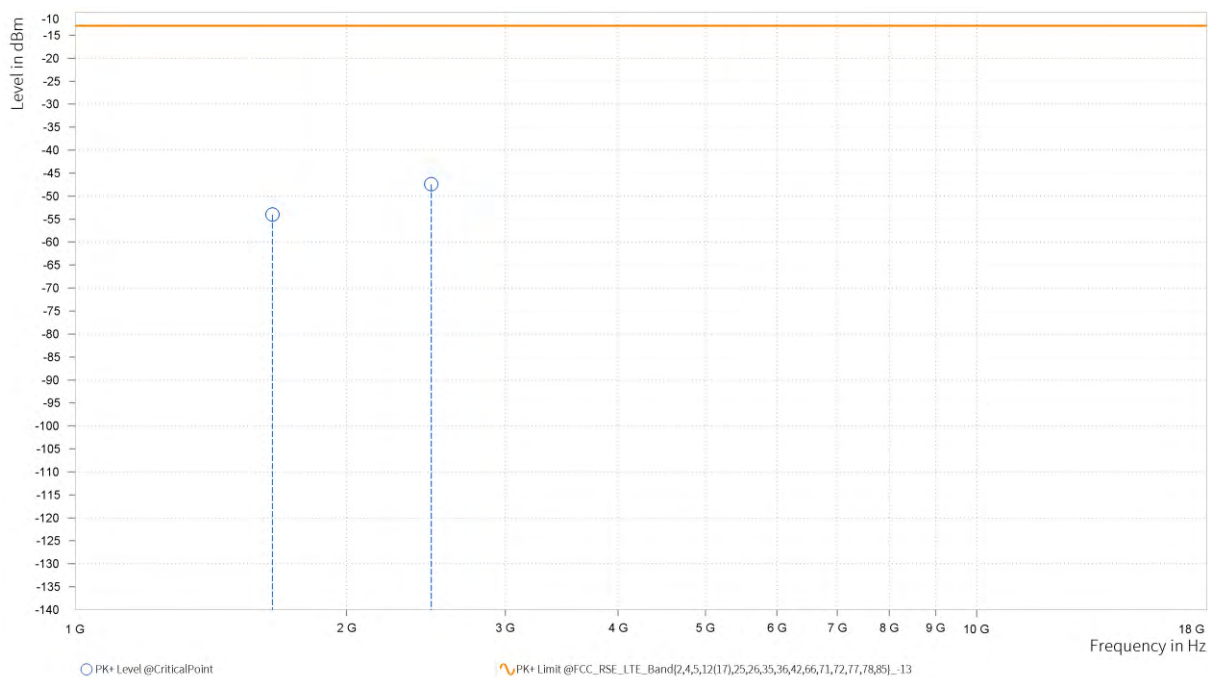
MODE	TX channel 167300	FREQUENCY RANGE	Above 1000MHz
ENVIRONMENTAL CONDITIONS	23deg. C, 70%RH	INPUT POWER	AC 120V/60HZ
TESTED BY	Hanwen Xu		
ANTENNA POLARITY & TEST DISTANCE: HORIZONTAL AT 3 M			

Rg	Frequency [MHz]	PK+ Level [dBm]	PK+ Limit [dBm]	PK+ Margin [dB]	Correction [dB]	Polarization	Azimuth [deg]	Antenna Height [m]
2	1,665.000	-52.72	-13.00	39.72	15.96	H	49.5	1.00
3	2,481.000	-38.39	-13.00	25.39	20.92	H	257.8	2.00



MODE	TX channel 167300	FREQUENCY RANGE	Above 1000MHz
ENVIRONMENTAL CONDITIONS	23deg. C, 70%RH	INPUT POWER	AC 120V/60HZ
TESTED BY	Hanwen Xu		
ANTENNA POLARITY & TEST DISTANCE: VERTICAL AT 3 M			

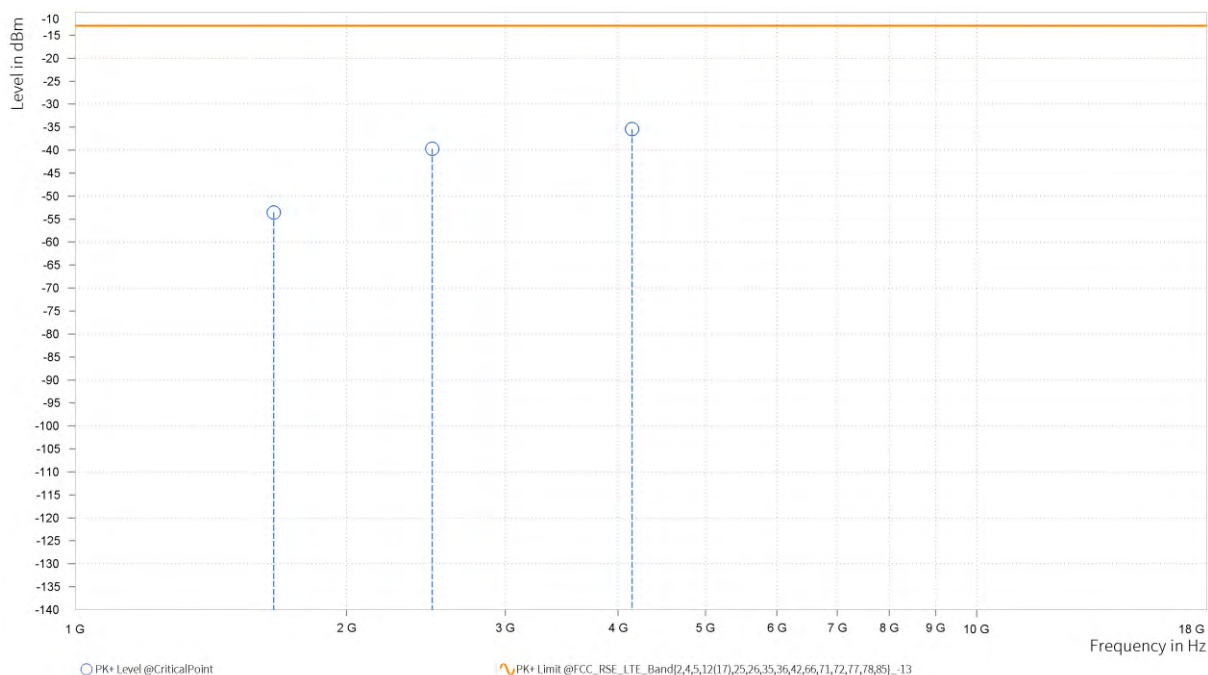
Rg	Frequency [MHz]	PK+ Level [dBm]	PK+ Limit [dBm]	PK+ Margin [dB]	Correction [dB]	Polarization	Azimuth [deg]	Antenna Height [m]
2	1,655.000	-54.03	-13.00	41.03	14.85	V	51.9	1.00
3	2,482.500	-47.41	-13.00	34.41	21.19	V	259	2.00



CH167800

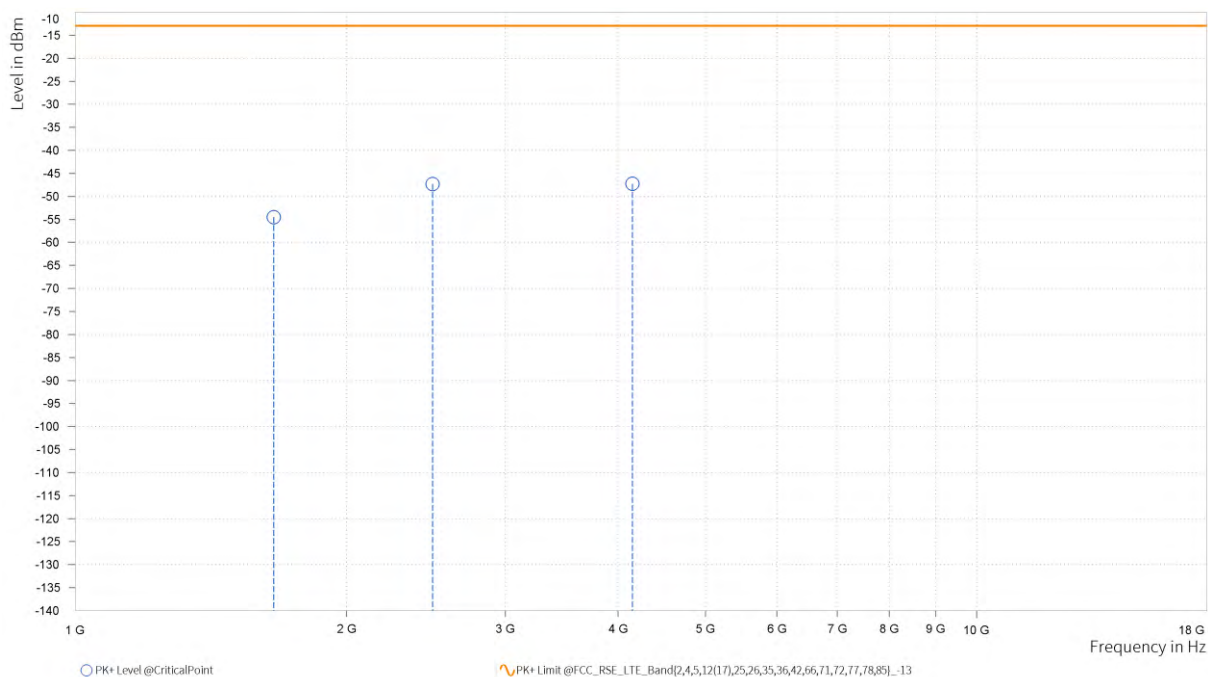
MODE	TX channel 167800	FREQUENCY RANGE	Above 1000MHz
ENVIRONMENTAL CONDITIONS	23deg. C, 70%RH	INPUT POWER	AC 120V/60HZ
TESTED BY	Hanwen Xu		
ANTENNA POLARITY & TEST DISTANCE: HORIZONTAL AT 3 M			

Rg	Frequency [MHz]	PK+ Level [dBm]	PK+ Limit [dBm]	PK+ Margin [dB]	Correction [dB]	Polarization	Azimuth [deg]	Antenna Height [m]
2	1,660.000	-53.57	-13.00	40.57	15.89	H	359.1	1.00
3	2,488.500	-39.68	-13.00	26.68	21.12	H	178.6	1.00
4	4,147.500	-35.42	-13.00	22.42	23.53	H	46.3	2.00



MODE	TX channel 167800	FREQUENCY RANGE	Above 1000MHz
ENVIRONMENTAL CONDITIONS	23deg. C, 70%RH	INPUT POWER	AC 120V/60HZ
TESTED BY	Hanwen Xu		
ANTENNA POLARITY & TEST DISTANCE: VERTICAL AT 3 M			

Rg	Frequency [MHz]	PK+ Level [dBm]	PK+ Limit [dBm]	PK+ Margin [dB]	Correction [dB]	Polarization	Azimuth [deg]	Antenna Height [m]
2	1,660.000	-54.48	-13.00	41.48	14.76	V	359	2.00
3	2,490.000	-47.32	-13.00	34.32	21.38	V	101	1.00
4	4,150.000	-47.29	-13.00	34.29	23.94	V	47.5	2.00





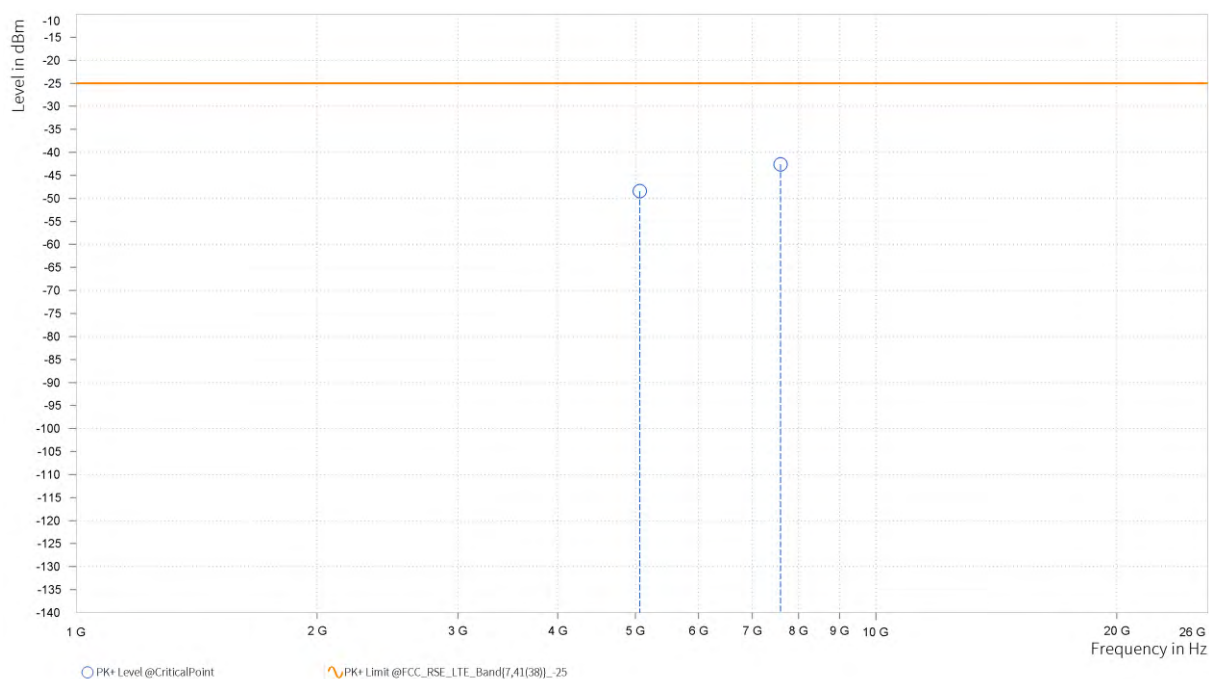
Test Report No.: PSU-QSU2312140113RF07

N7

CHANNEL BANDWIDTH: 5MHz / QPSK

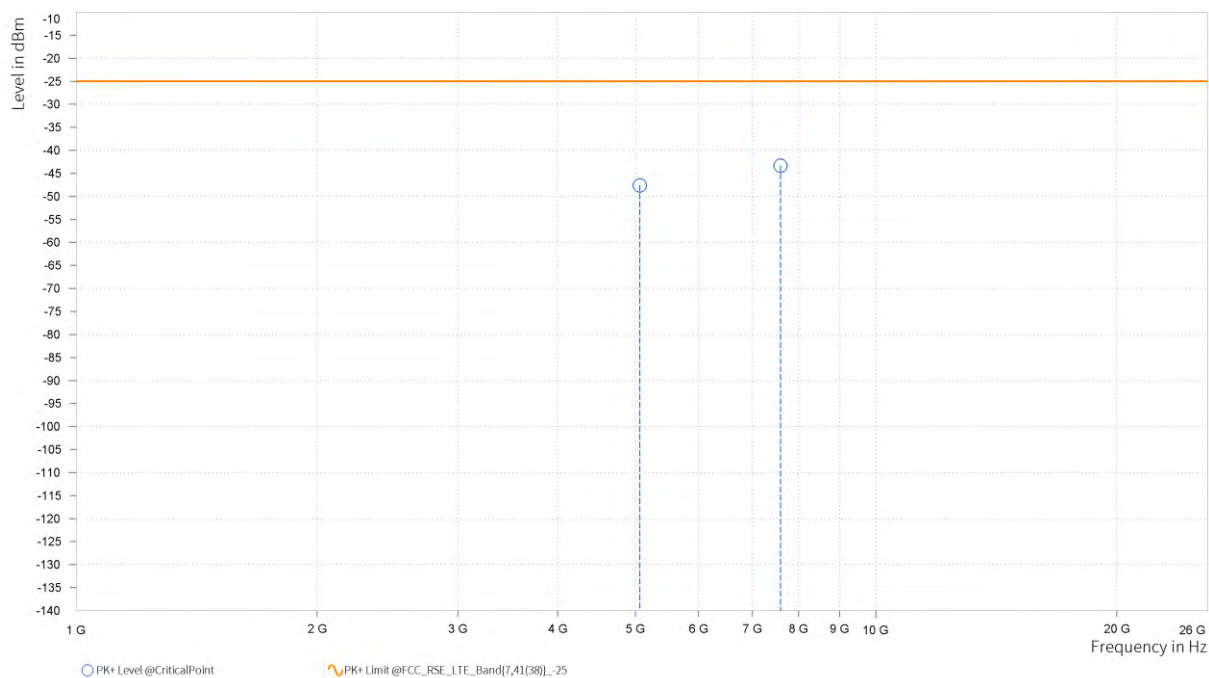
MODE	TX channel 507000	FREQUENCY RANGE	Above 1000MHz
ENVIRONMENTAL CONDITIONS	23deg. C, 70%RH	INPUT POWER	AC 120V/60HZ
TESTED BY	Hanwen Xu		
ANTENNA POLARITY & TEST DISTANCE: HORIZONTAL AT 3 M			

Rg	Frequency [MHz]	PK+ Level [dBm]	PK+ Limit [dBm]	PK+ Margin [dB]	Correction [dB]	Polarization	Azimuth [deg]	Antenna Height [m]
4	5,065.500	-48.43	-25.00	23.43	25.37	H	152.2	1.00
5	7,598.000	-42.58	-25.00	17.58	29.39	H	329.2	1.00



MODE	TX channel 507000	FREQUENCY RANGE	Above 1000MHz
ENVIRONMENTAL CONDITIONS	23deg. C, 70%RH	INPUT POWER	AC 120V/60HZ
TESTED BY	Hanwen Xu		
ANTENNA POLARITY & TEST DISTANCE: VERTICAL AT 3 M			

Rg	Frequency [MHz]	PK+ Level [dBm]	PK+ Limit [dBm]	PK+ Margin [dB]	Correction [dB]	Polarization	Azimuth [deg]	Antenna Height [m]
4	5,065.500	-47.60	-25.00	22.60	25.82	V	43.8	2.00
5	7,598.000	-43.32	-25.00	18.32	29.18	V	359	2.00

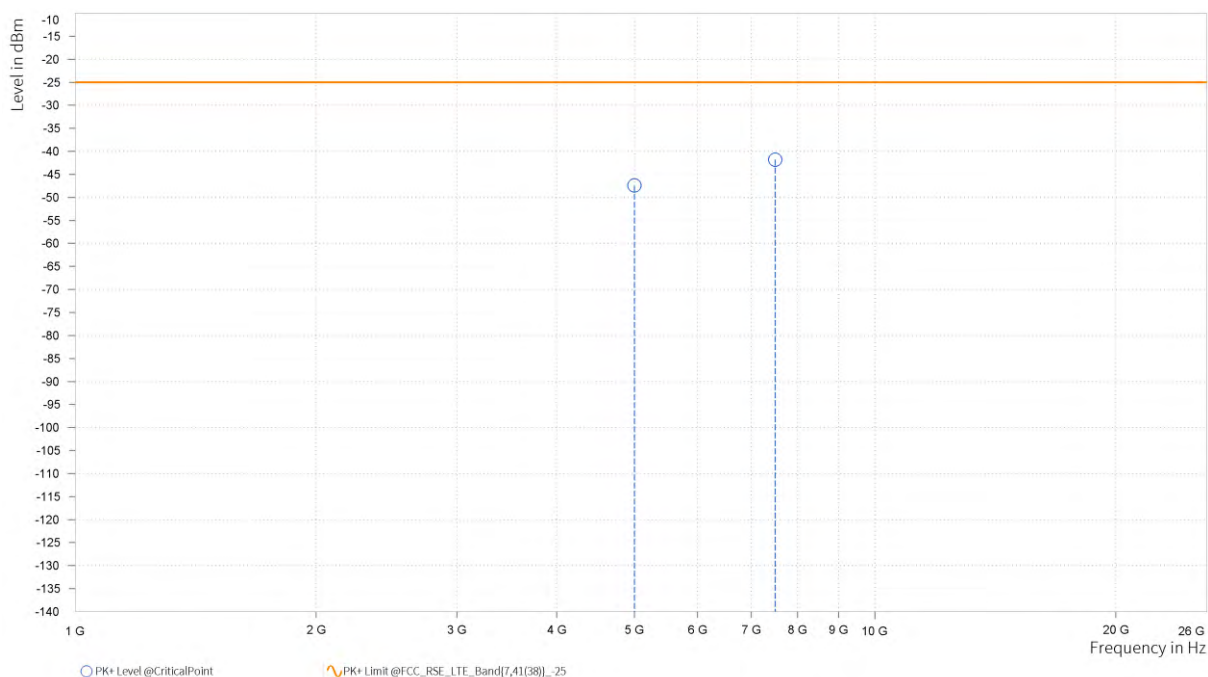


CHANNEL BANDWIDTH: 10MHz / QPSK

CH 501000:

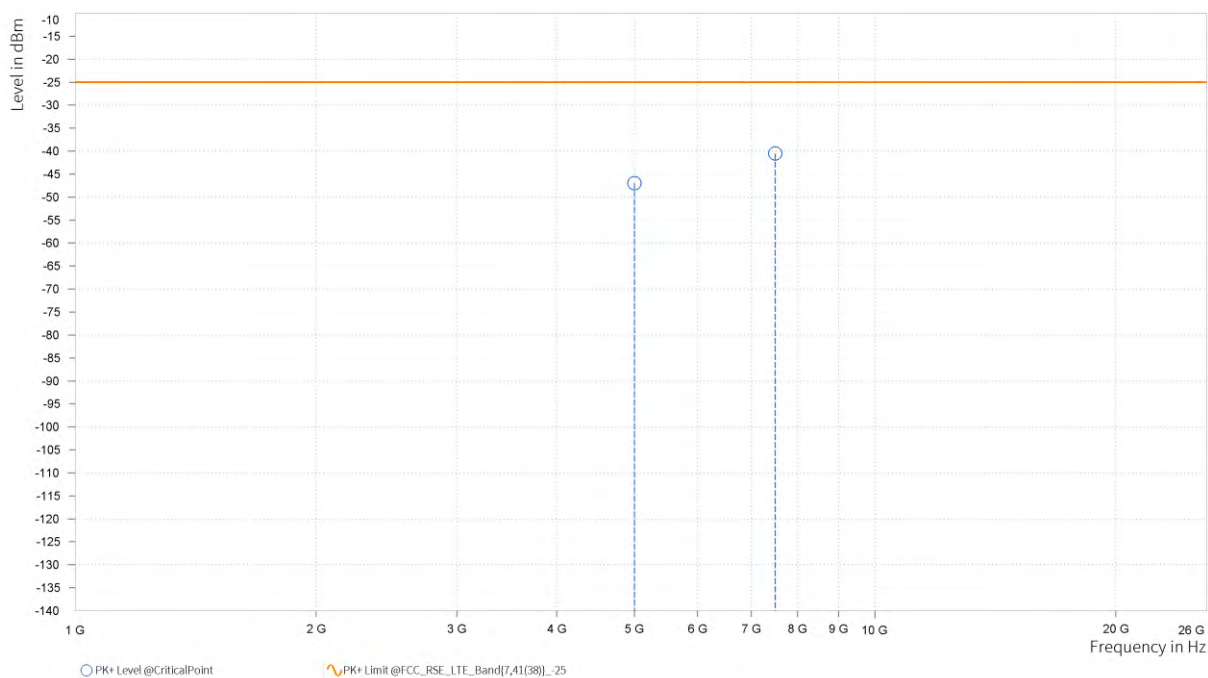
MODE	TX channel 501000	FREQUENCY RANGE	Above 1000MHz
ENVIRONMENTAL CONDITIONS	23deg. C, 70%RH	INPUT POWER	AC 120V/60HZ
TESTED BY	Hanwen Xu		
ANTENNA POLARITY & TEST DISTANCE: HORIZONTAL AT 3 M			

Rg	Frequency [MHz]	PK+ Level [dBm]	PK+ Limit [dBm]	PK+ Margin [dB]	Correction [dB]	Polarization	Azimuth [deg]	Antenna Height [m]
4	5,001.000	-47.41	-25.00	22.41	25.23	H	359	2.00
5	7,501.500	-41.80	-25.00	16.80	29.19	H	139.5	2.00



MODE	TX channel 501000	FREQUENCY RANGE	Above 1000MHz
ENVIRONMENTAL CONDITIONS	23deg. C, 70%RH	INPUT POWER	AC 120V/60HZ
TESTED BY	Hanwen Xu		
ANTENNA POLARITY & TEST DISTANCE: VERTICAL AT 3 M			

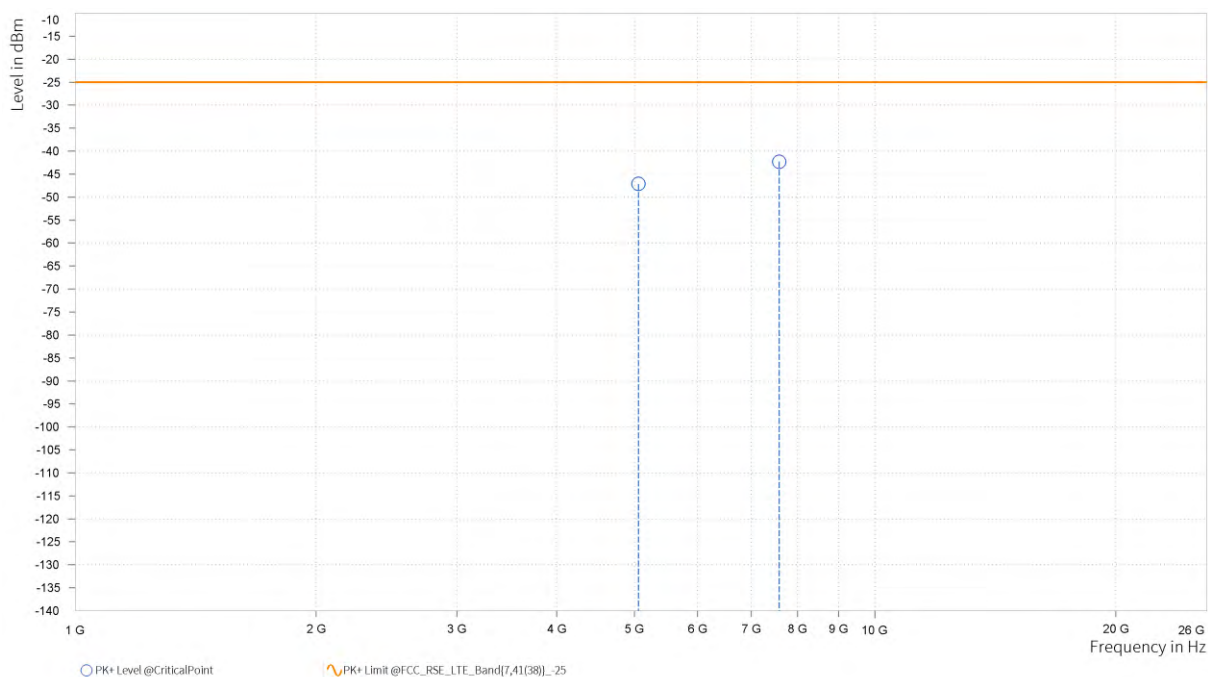
Rg	Frequency [MHz]	PK+ Level [dBm]	PK+ Limit [dBm]	PK+ Margin [dB]	Correction [dB]	Polarization	Azimuth [deg]	Antenna Height [m]
4	5,001.000	-46.95	-25.00	21.95	25.44	V	207.6	2.00
5	7,501.500	-40.53	-25.00	15.53	29.16	V	202.5	1.00



CH 507000:

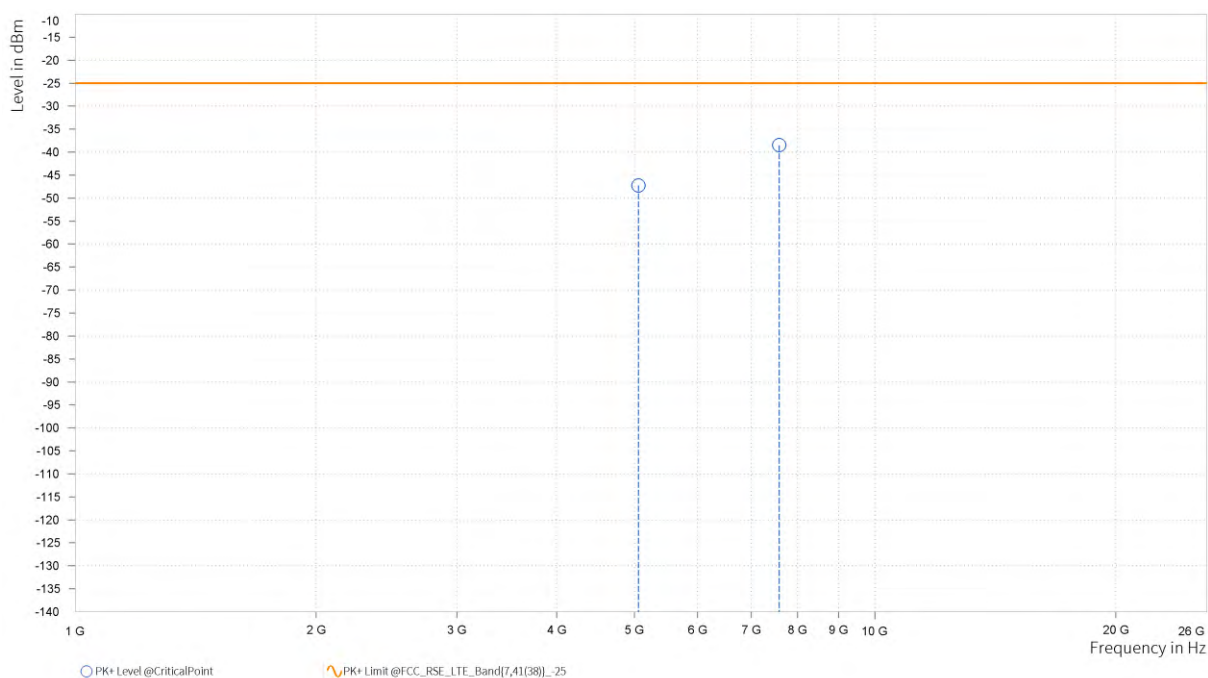
MODE	TX channel 507000	FREQUENCY RANGE	Above 1000MHz
ENVIRONMENTAL CONDITIONS	23deg. C, 70%RH	INPUT POWER	AC 120V/60HZ
TESTED BY	Hanwen Xu		
ANTENNA POLARITY & TEST DISTANCE: HORIZONTAL AT 3 M			

Rg	Frequency [MHz]	PK+ Level [dBm]	PK+ Limit [dBm]	PK+ Margin [dB]	Correction [dB]	Polarization	Azimuth [deg]	Antenna Height [m]
4	5,061.000	-47.15	-25.00	22.15	25.47	H	207.7	2.00
5	7,591.500	-42.29	-25.00	17.29	29.34	H	156.2	2.00



MODE	TX channel 507000	FREQUENCY RANGE	Above 1000MHz
ENVIRONMENTAL CONDITIONS	23deg. C, 70%RH	INPUT POWER	AC 120V/60HZ
TESTED BY	Hanwen Xu		
ANTENNA POLARITY & TEST DISTANCE: VERTICAL AT 3 M			

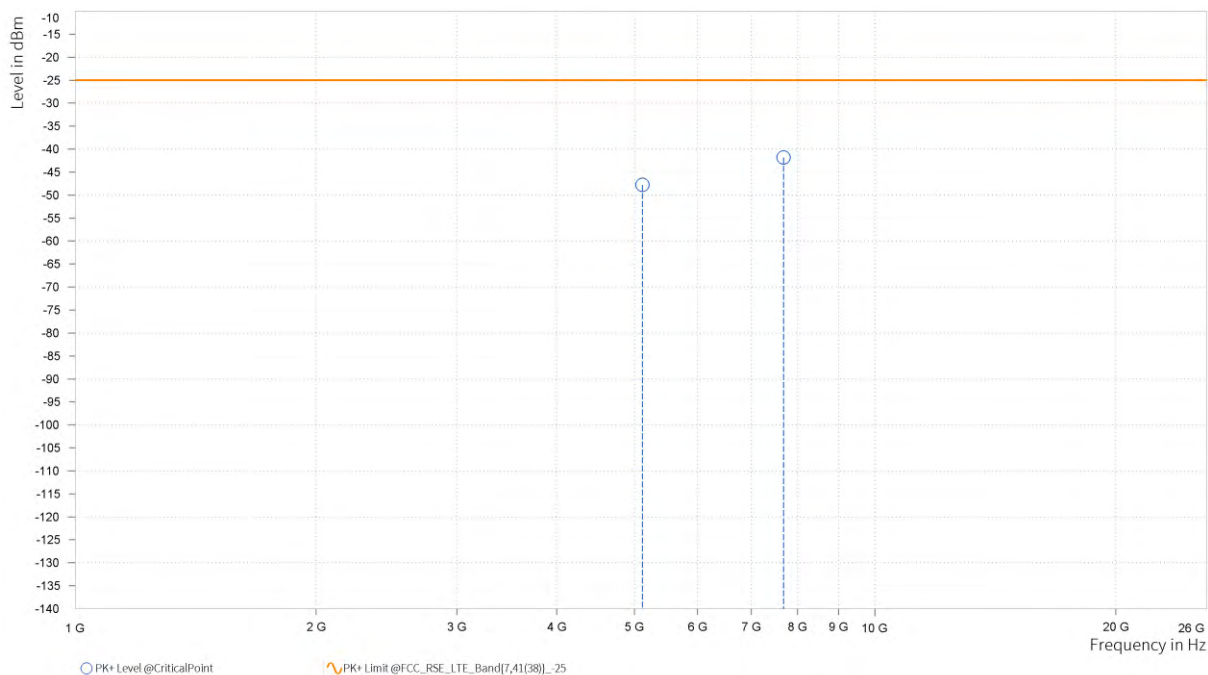
Rg	Frequency [MHz]	PK+ Level [dBm]	PK+ Limit [dBm]	PK+ Margin [dB]	Correction [dB]	Polarization	Azimuth [deg]	Antenna Height [m]
4	5,061.000	-47.22	-25.00	22.22	25.91	V	1	1.00
5	7,591.500	-38.50	-25.00	13.50	29.12	V	203.7	1.00



CH 513000:

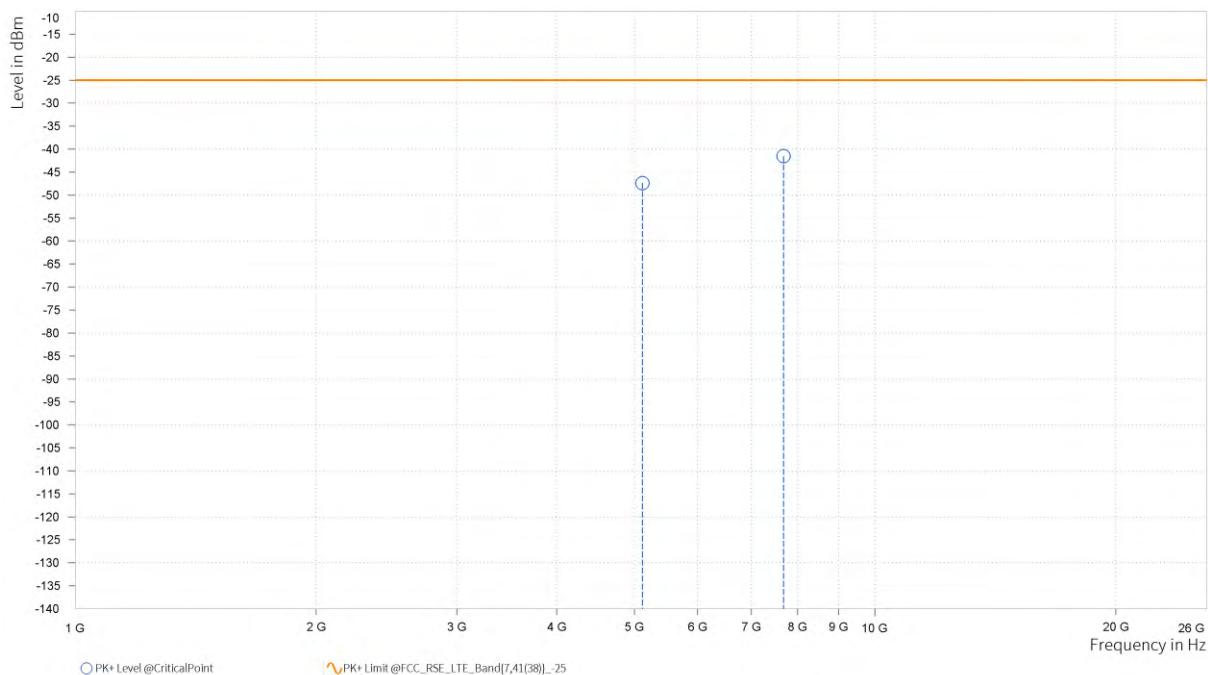
MODE	TX channel 513000	FREQUENCY RANGE	Above 1000MHz
ENVIRONMENTAL CONDITIONS	23deg. C, 70%RH	INPUT POWER	AC 120V/60HZ
TESTED BY	Hanwen Xu		
ANTENNA POLARITY & TEST DISTANCE: HORIZONTAL AT 3 M			

Rg	Frequency [MHz]	PK+ Level [dBm]	PK+ Limit [dBm]	PK+ Margin [dB]	Correction [dB]	Polarization	Azimuth [deg]	Antenna Height [m]
4	5,121.000	-47.78	-25.00	22.78	25.00	H	45	2.00
5	7,681.500	-41.83	-25.00	16.83	29.05	H	158.6	2.00



MODE	TX channel 513000	FREQUENCY RANGE	Above 1000MHz
ENVIRONMENTAL CONDITIONS	23deg. C, 70%RH	INPUT POWER	AC 120V/60HZ
TESTED BY	Hanwen Xu		
ANTENNA POLARITY & TEST DISTANCE: VERTICAL AT 3 M			

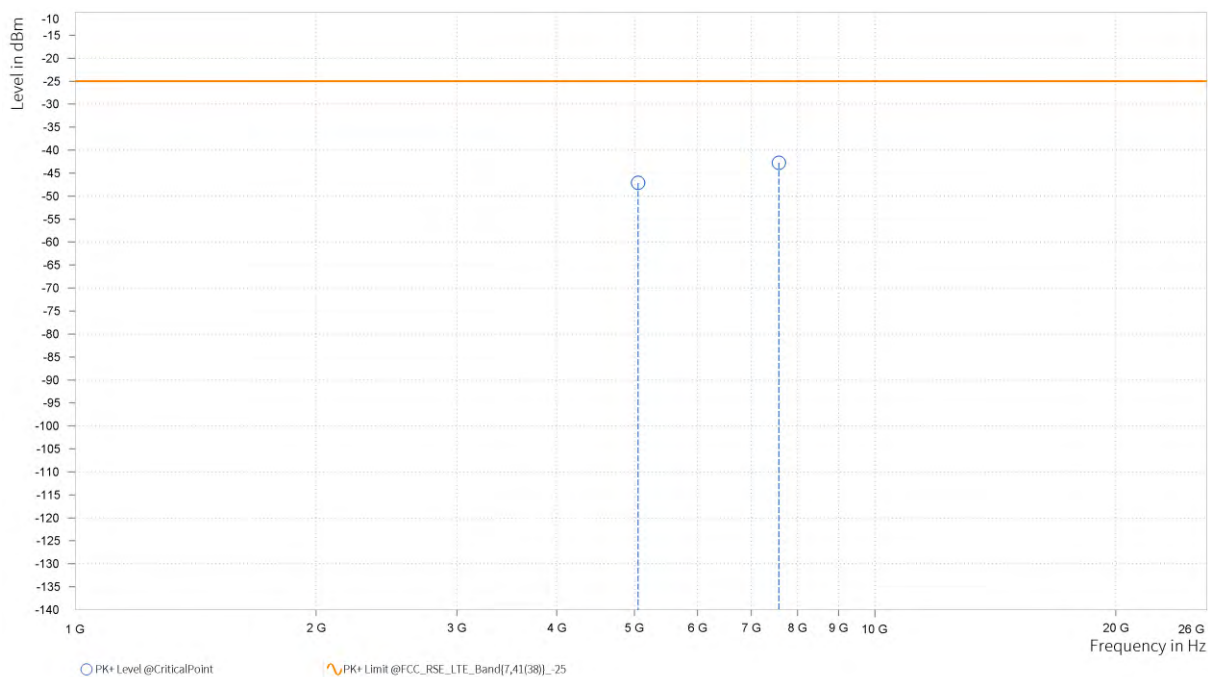
Rg	Frequency [MHz]	PK+ Level [dBm]	PK+ Limit [dBm]	PK+ Margin [dB]	Correction [dB]	Polarization	Azimuth [deg]	Antenna Height [m]
4	5,121.000	-47.40	-25.00	22.40	25.40	V	359	2.00
5	7,681.500	-41.55	-25.00	16.55	28.86	V	203.8	1.00



CHANNEL BANDWIDTH: 15MHz / QPSK

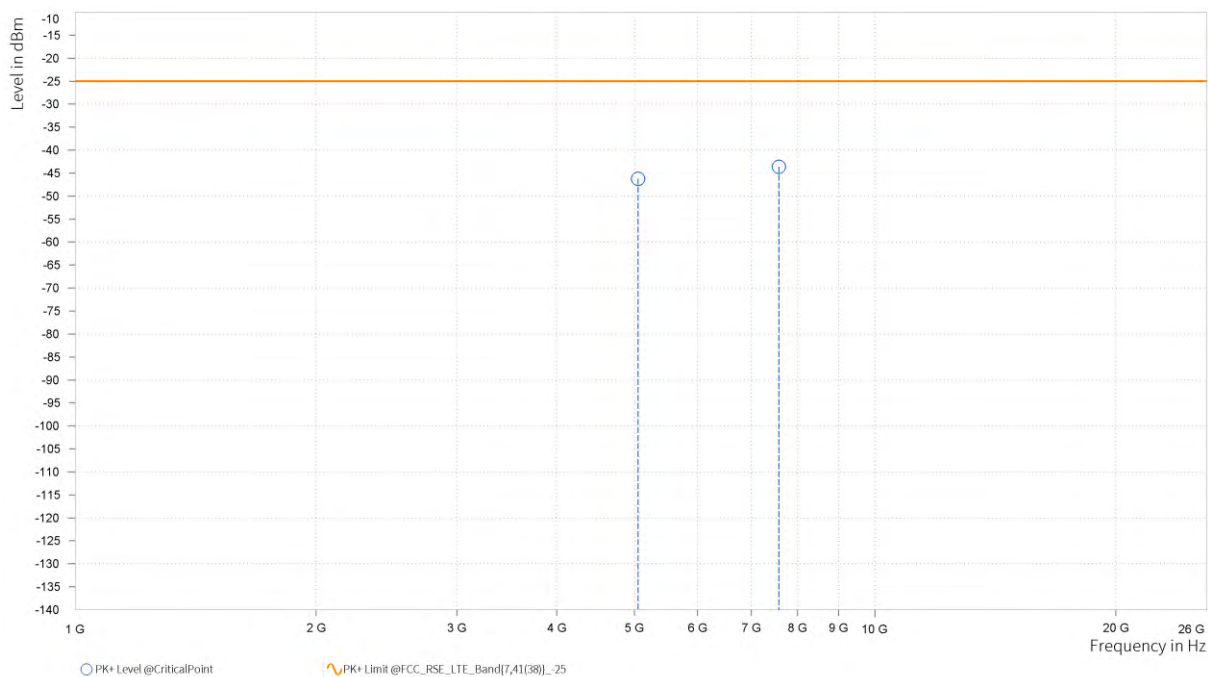
MODE	TX channel 507000	FREQUENCY RANGE	Above 1000MHz
ENVIRONMENTAL CONDITIONS	23deg. C, 70%RH	INPUT POWER	AC 120V/60HZ
TESTED BY	Hanwen Xu		
ANTENNA POLARITY & TEST DISTANCE: HORIZONTAL AT 3 M			

Rg	Frequency [MHz]	PK+ Level [dBm]	PK+ Limit [dBm]	PK+ Margin [dB]	Correction [dB]	Polarization	Azimuth [deg]	Antenna Height [m]
4	5,056.500	-47.12	-25.00	22.12	25.54	H	359	1.00
5	7,584.500	-42.74	-25.00	17.74	29.30	H	1	1.00



MODE	TX channel 507000	FREQUENCY RANGE	Above 1000MHz
ENVIRONMENTAL CONDITIONS	23deg. C, 70%RH	INPUT POWER	AC 120V/60HZ
TESTED BY	Hanwen Xu		
ANTENNA POLARITY & TEST DISTANCE: VERTICAL AT 3 M			

Rg	Frequency [MHz]	PK+ Level [dBm]	PK+ Limit [dBm]	PK+ Margin [dB]	Correction [dB]	Polarization	Azimuth [deg]	Antenna Height [m]
4	5,056.500	-46.24	-25.00	21.24	25.96	V	317.2	1.00
5	7,584.500	-43.60	-25.00	18.60	29.08	V	359	1.00





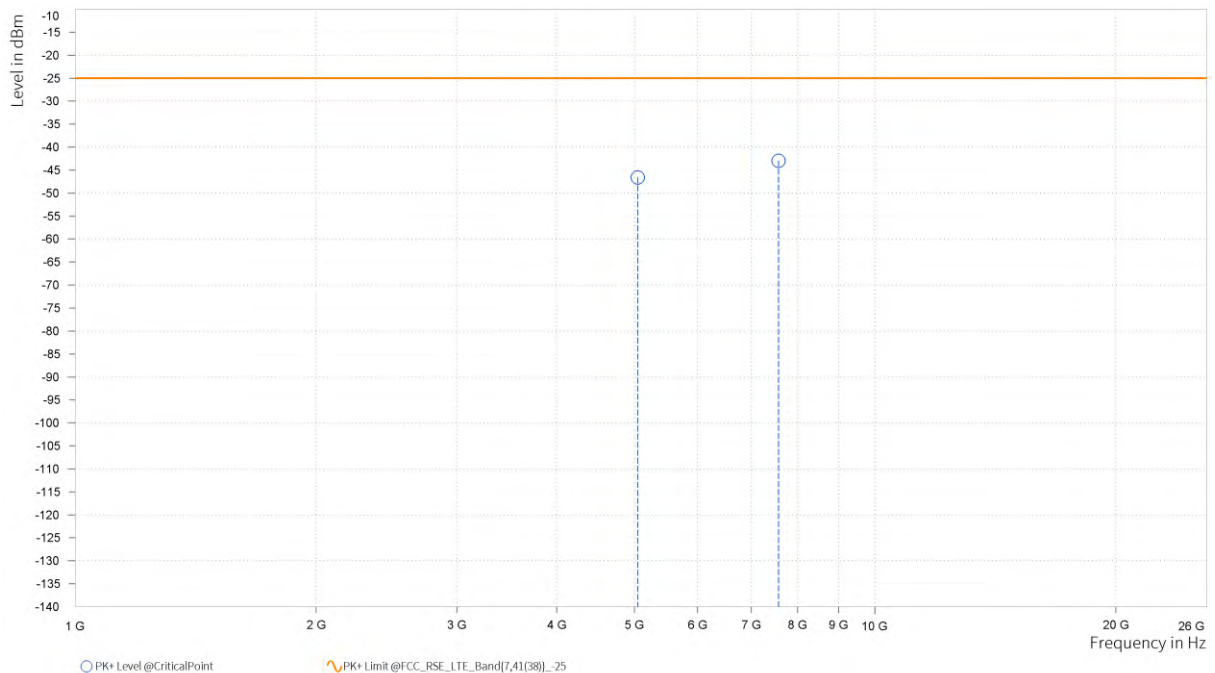
BUREAU
VERITAS

Test Report No.: PSU-QSU2312140113RF07

CHANNEL BANDWIDTH: 20MHz / QPSK

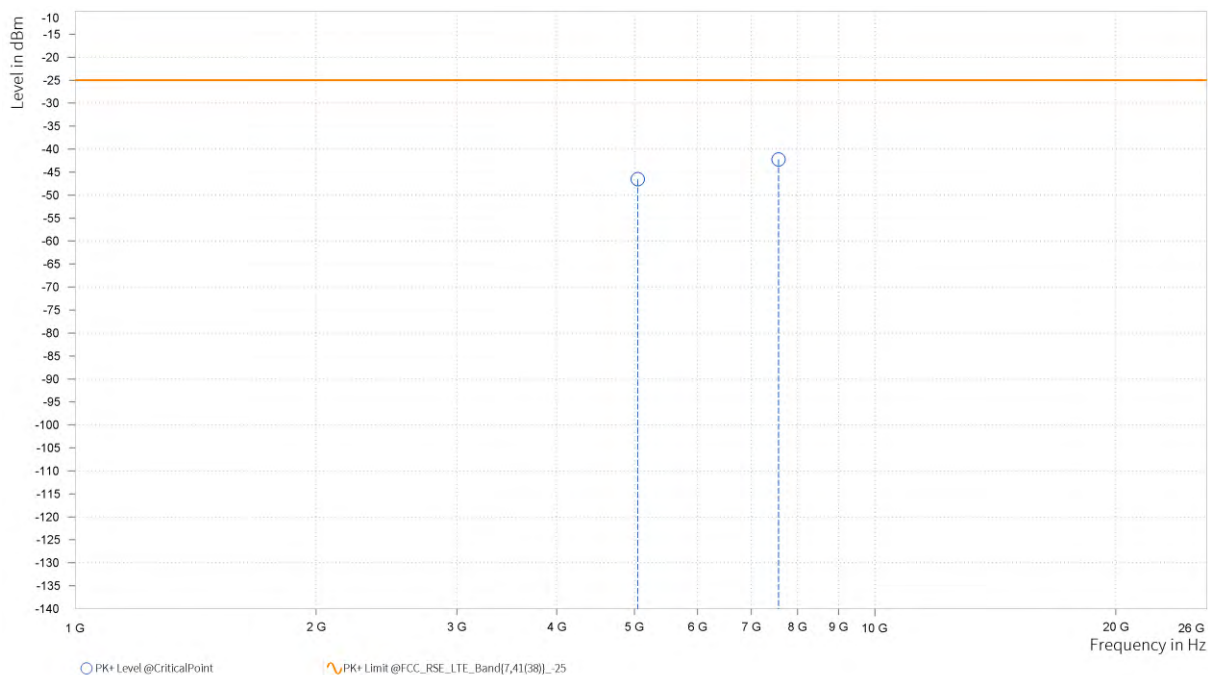
MODE	TX channel 507000	FREQUENCY RANGE	Above 1000MHz
ENVIRONMENTAL CONDITIONS	23deg. C, 70%RH	INPUT POWER	AC 120V/60HZ
TESTED BY	Hanwen Xu		
ANTENNA POLARITY & TEST DISTANCE: HORIZONTAL AT 3 M			

Rg	Frequency [MHz]	PK+ Level [dBm]	PK+ Limit [dBm]	PK+ Margin [dB]	Correction [dB]	Polarization	Azimuth [deg]	Antenna Height [m]
4	5,052.000	-46.60	-25.00	21.60	25.59	H	359	1.00
5	7,578.000	-42.94	-25.00	17.94	29.30	H	359.1	1.00



MODE	TX channel 507000	FREQUENCY RANGE	Above 1000MHz
ENVIRONMENTAL CONDITIONS	23deg. C, 70%RH	INPUT POWER	AC 120V/60HZ
TESTED BY	Hanwen Xu		
ANTENNA POLARITY & TEST DISTANCE: VERTICAL AT 3 M			

Rg	Frequency [MHz]	PK+ Level [dBm]	PK+ Limit [dBm]	PK+ Margin [dB]	Correction [dB]	Polarization	Azimuth [deg]	Antenna Height [m]
4	5,052.000	-46.55	-25.00	21.55	26.00	V	359	1.00
5	7,578.000	-42.23	-25.00	17.23	29.10	V	359.1	1.00

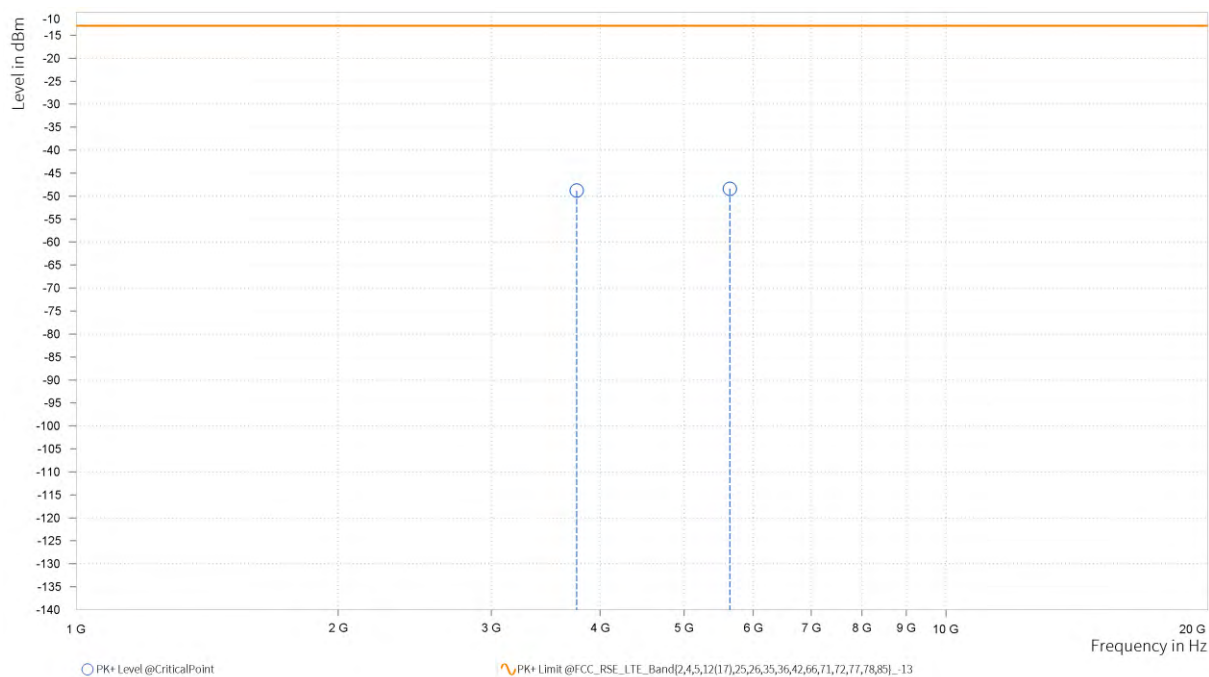


N25

CHANNEL BANDWIDTH: 5MHz / QPSK

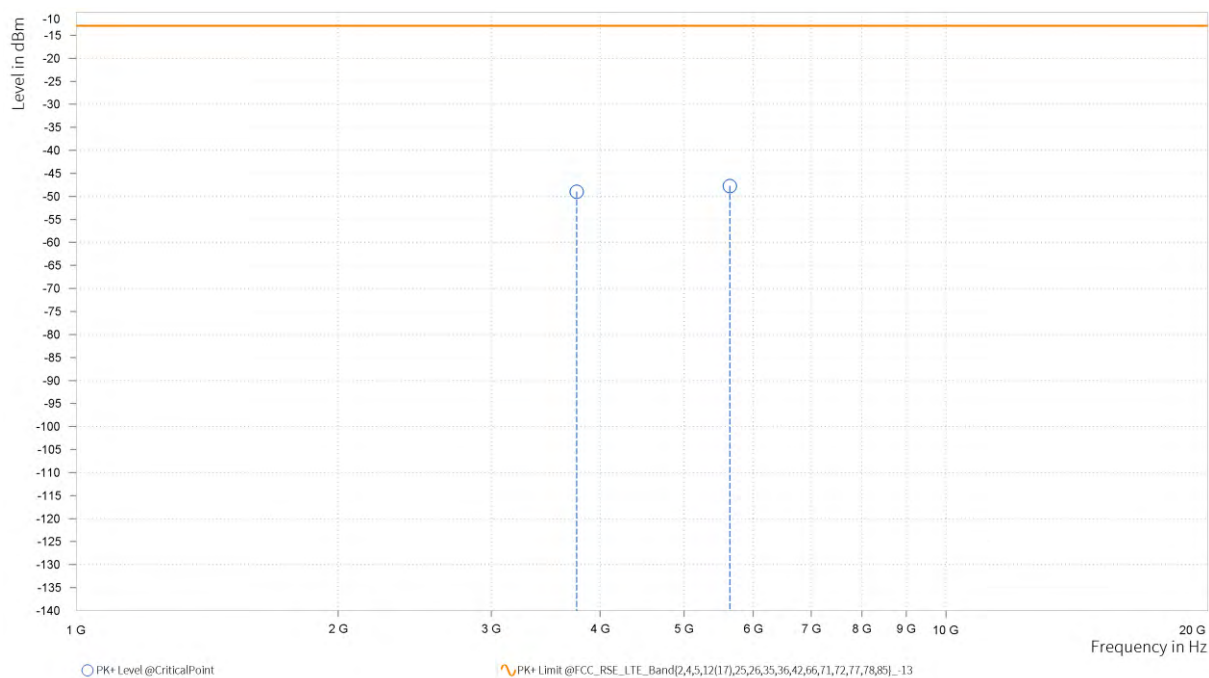
MODE	TX channel 376500	FREQUENCY RANGE	Above 1000MHz
ENVIRONMENTAL CONDITIONS	23deg. C, 70%RH	INPUT POWER	AC 120V/60HZ
TESTED BY	Hanwen Xu		
ANTENNA POLARITY & TEST DISTANCE: HORIZONTAL AT 3 M			

Rg	Frequency [MHz]	PK+ Level [dBm]	PK+ Limit [dBm]	PK+ Margin [dB]	Correction [dB]	Polarization	Azimuth [deg]	Antenna Height [m]
4	3,760.500	-48.81	-13.00	35.81	23.13	H	326.8	1.00
4	5,640.500	-48.40	-13.00	35.40	26.21	H	29.5	2.00



MODE	TX channel 376500	FREQUENCY RANGE	Above 1000MHz
ENVIRONMENTAL CONDITIONS	23deg. C, 70%RH	INPUT POWER	AC 120V/60HZ
TESTED BY	Hanwen Xu		
ANTENNA POLARITY & TEST DISTANCE: VERTICAL AT 3 M			

Rg	Frequency [MHz]	PK+ Level [dBm]	PK+ Limit [dBm]	PK+ Margin [dB]	Correction [dB]	Polarization	Azimuth [deg]	Antenna Height [m]
4	3,760.500	-48.99	-13.00	35.99	23.62	V	359	2.00
4	5,640.500	-47.75	-13.00	34.75	26.56	V	1	1.00

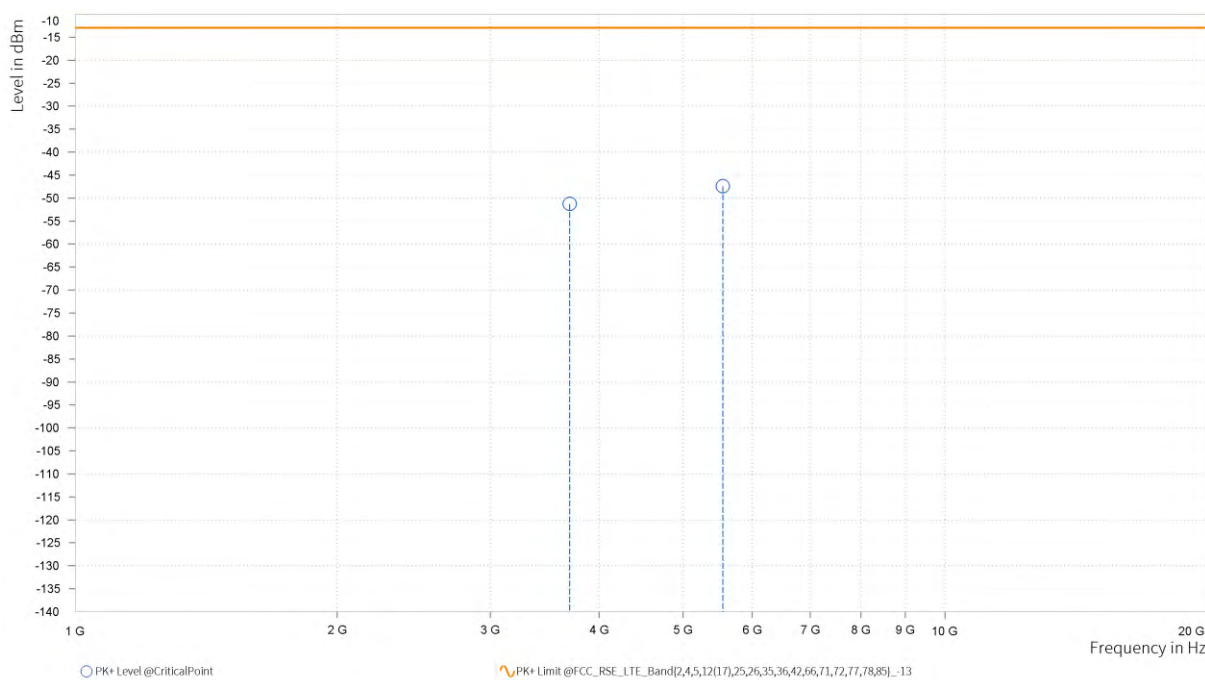


CHANNEL BANDWIDTH: 10MHz / QPSK

CH 371000:

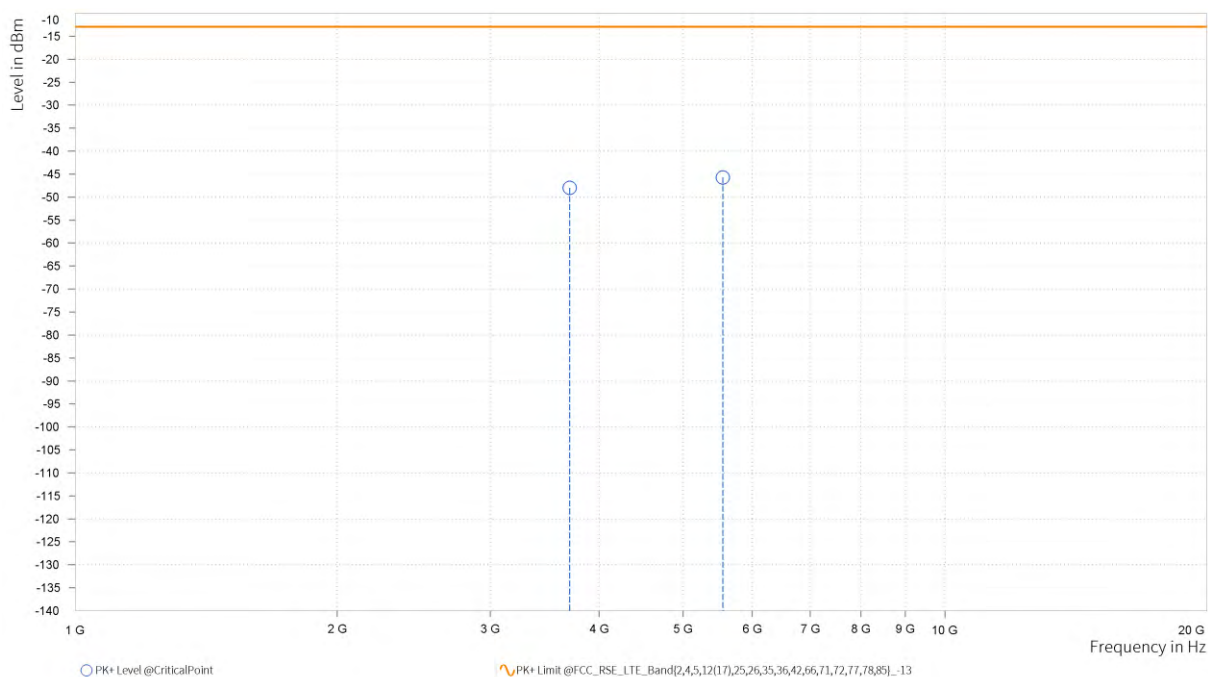
MODE	TX channel 371000	FREQUENCY RANGE	Above 1000MHz
ENVIRONMENTAL CONDITIONS	23deg. C, 70%RH	INPUT POWER	AC 120V/60HZ
TESTED BY	Hanwen Xu		
ANTENNA POLARITY & TEST DISTANCE: HORIZONTAL AT 3 M			

Rg	Frequency [MHz]	PK+ Level [dBm]	PK+ Limit [dBm]	PK+ Margin [dB]	Correction [dB]	Polarization	Azimuth [deg]	Antenna Height [m]
4	3,701.000	-51.29	-13.00	38.29	22.48	H	324.4	1.00
4	5,551.500	-47.43	-13.00	34.43	25.81	H	359	2.00



MODE	TX channel 371000	FREQUENCY RANGE	Above 1000MHz
ENVIRONMENTAL CONDITIONS	23deg. C, 70%RH	INPUT POWER	AC 120V/60HZ
TESTED BY	Hanwen Xu		
ANTENNA POLARITY & TEST DISTANCE: VERTICAL AT 3 M			

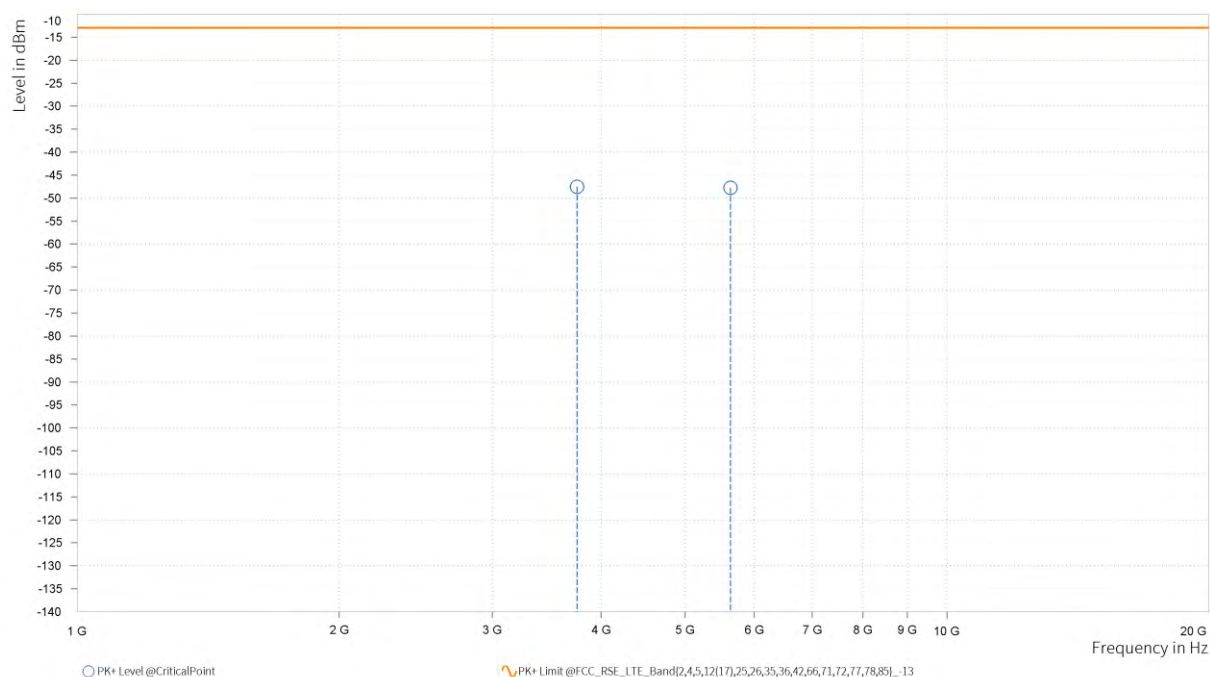
Rg	Frequency [MHz]	PK+ Level [dBm]	PK+ Limit [dBm]	PK+ Margin [dB]	Correction [dB]	Polarization	Azimuth [deg]	Antenna Height [m]
4	3,701.000	-47.99	-13.00	34.99	23.08	V	359	1.00
4	5,551.500	-45.70	-13.00	32.70	26.51	V	359	1.00



CH 376500:

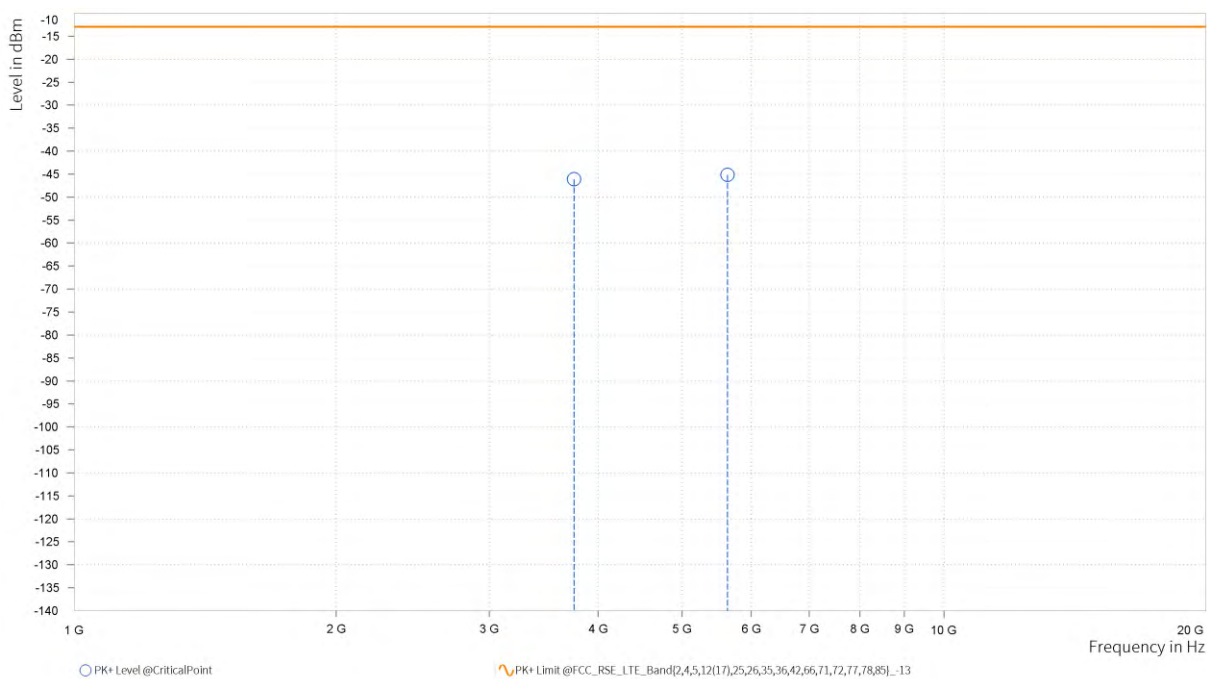
MODE	TX channel 376500	FREQUENCY RANGE	Above 1000MHz
ENVIRONMENTAL CONDITIONS	23deg. C, 70%RH	INPUT POWER	AC 120V/60HZ
TESTED BY	Hanwen Xu		
ANTENNA POLARITY & TEST DISTANCE: HORIZONTAL AT 3 M			

Rg	Frequency [MHz]	PK+ Level [dBm]	PK+ Limit [dBm]	PK+ Margin [dB]	Correction [dB]	Polarization	Azimuth [deg]	Antenna Height [m]
4	3,756.000	-47.53	-13.00	34.53	23.07	H	336.3	1.00
4	5,634.000	-47.73	-13.00	34.73	26.25	H	206.5	2.00



MODE	TX channel 376500	FREQUENCY RANGE	Above 1000MHz
ENVIRONMENTAL CONDITIONS	23deg. C, 70%RH	INPUT POWER	AC 120V/60HZ
TESTED BY	Hanwen Xu		
ANTENNA POLARITY & TEST DISTANCE: VERTICAL AT 3 M			

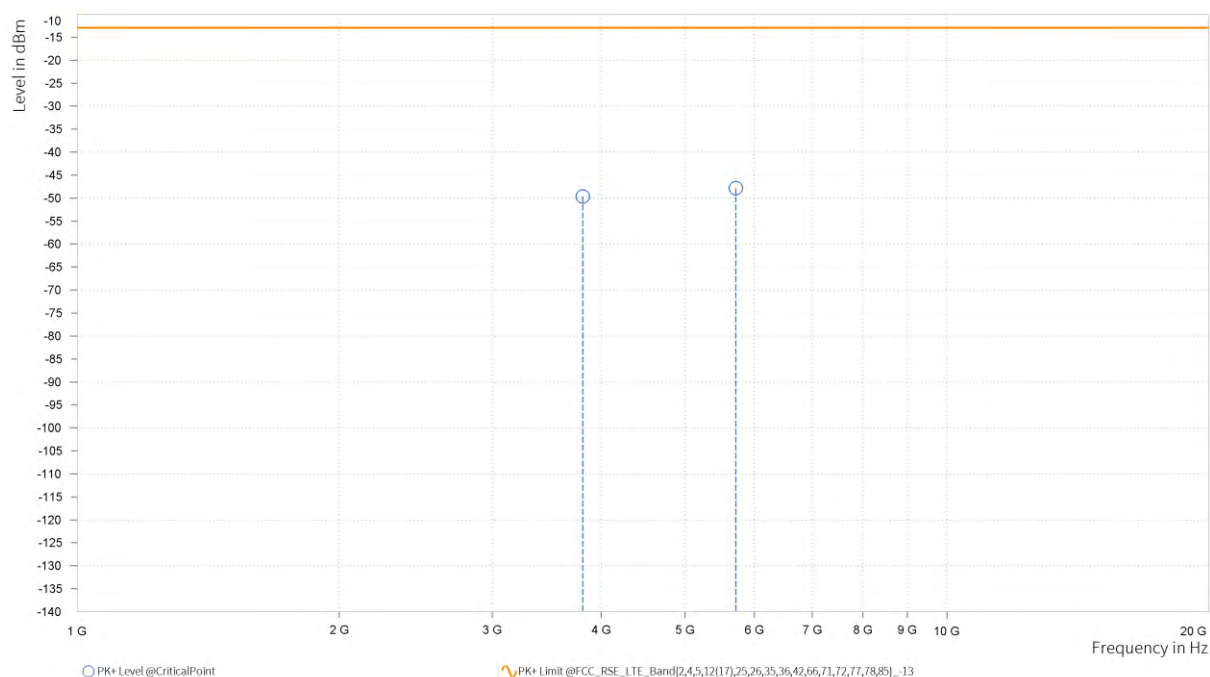
Rg	Frequency [MHz]	PK+ Level [dBm]	PK+ Limit [dBm]	PK+ Margin [dB]	Correction [dB]	Polarization	Azimuth [deg]	Antenna Height [m]
4	3,756.000	-46.10	-13.00	33.10	23.61	V	152.3	1.00
4	5,634.000	-45.16	-13.00	32.16	26.59	V	359	2.00



CH 382000:

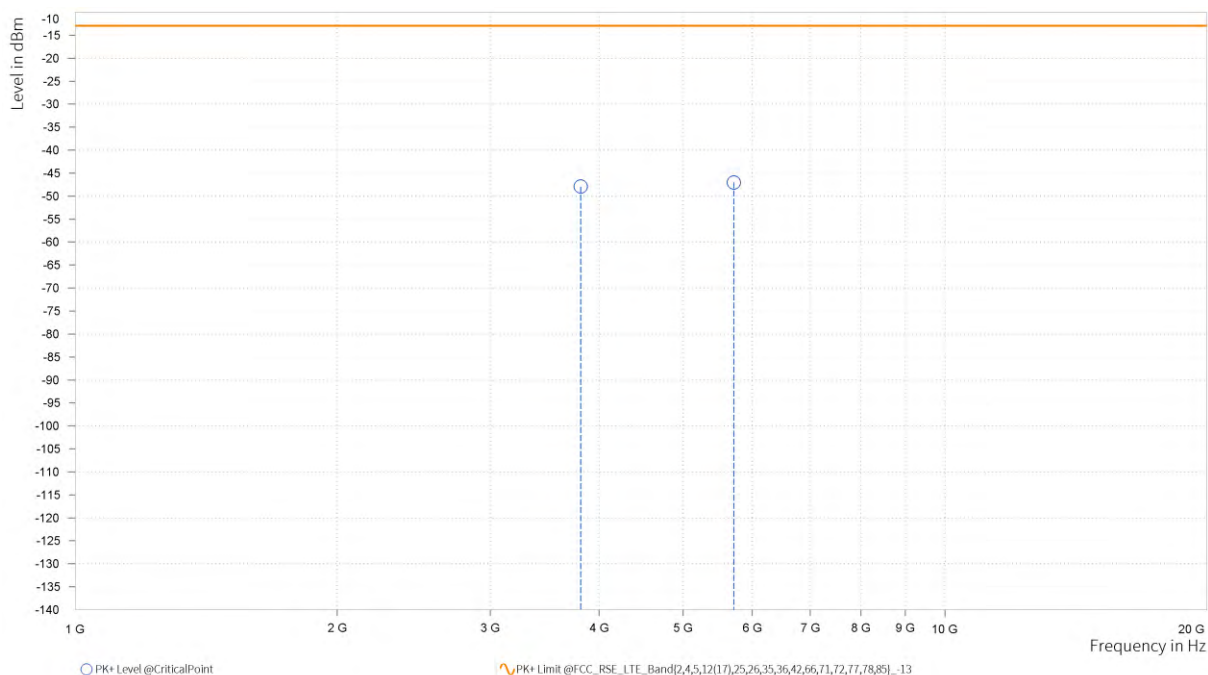
MODE	TX channel 382000	FREQUENCY RANGE	Above 1000MHz
ENVIRONMENTAL CONDITIONS	23deg. C, 70%RH	INPUT POWER	AC 120V/60HZ
TESTED BY	Hanwen Xu		
ANTENNA POLARITY & TEST DISTANCE: HORIZONTAL AT 3 M			

Rg	Frequency [MHz]	PK+ Level [dBm]	PK+ Limit [dBm]	PK+ Margin [dB]	Correction [dB]	Polarization	Azimuth [deg]	Antenna Height [m]
4	3,811.000	-49.65	-13.00	36.65	23.24	H	359	1.00
4	5,716.500	-47.86	-13.00	34.86	26.62	H	152.3	1.00



MODE	TX channel 382000	FREQUENCY RANGE	Above 1000MHz
ENVIRONMENTAL CONDITIONS	23deg. C, 70%RH	INPUT POWER	AC 120V/60HZ
TESTED BY	Hanwen Xu		
ANTENNA POLARITY & TEST DISTANCE: VERTICAL AT 3 M			

Rg	Frequency [MHz]	PK+ Level [dBm]	PK+ Limit [dBm]	PK+ Margin [dB]	Correction [dB]	Polarization	Azimuth [deg]	Antenna Height [m]
4	3,811.000	-47.93	-13.00	34.93	23.55	V	206.5	2.00
4	5,716.500	-47.04	-13.00	34.04	27.07	V	1	2.00





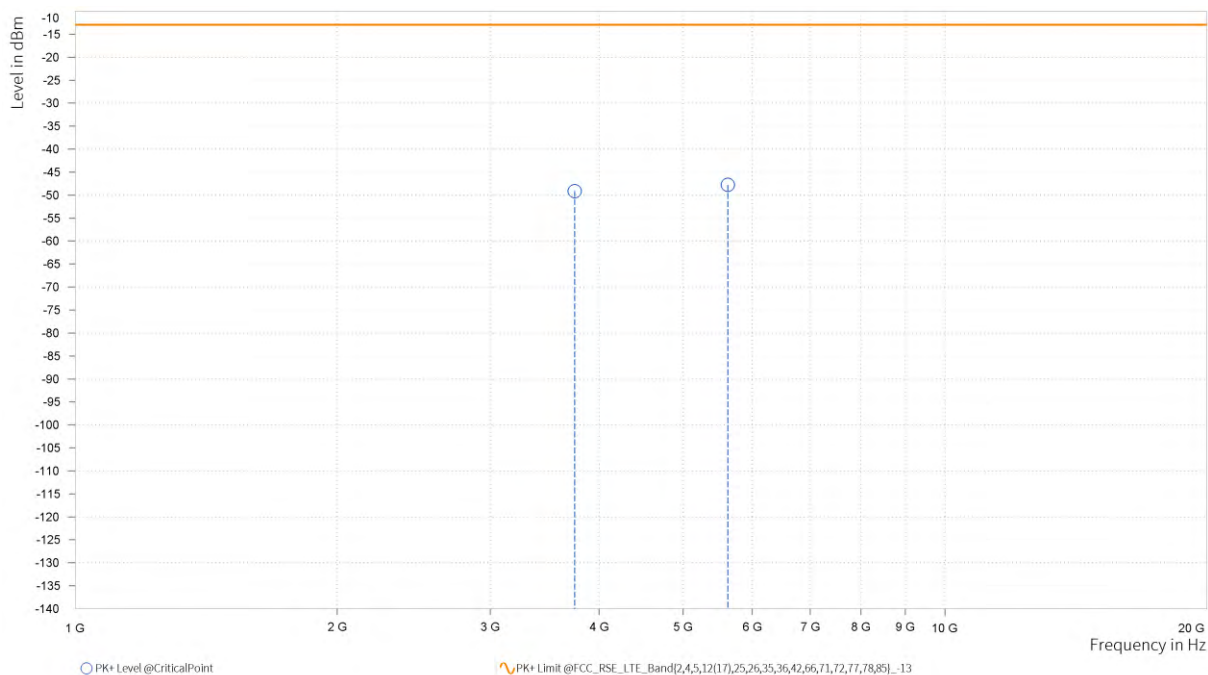
BUREAU
VERITAS

Test Report No.: PSU-QSU2312140113RF07

CHANNEL BANDWIDTH: 15MHz / QPSK

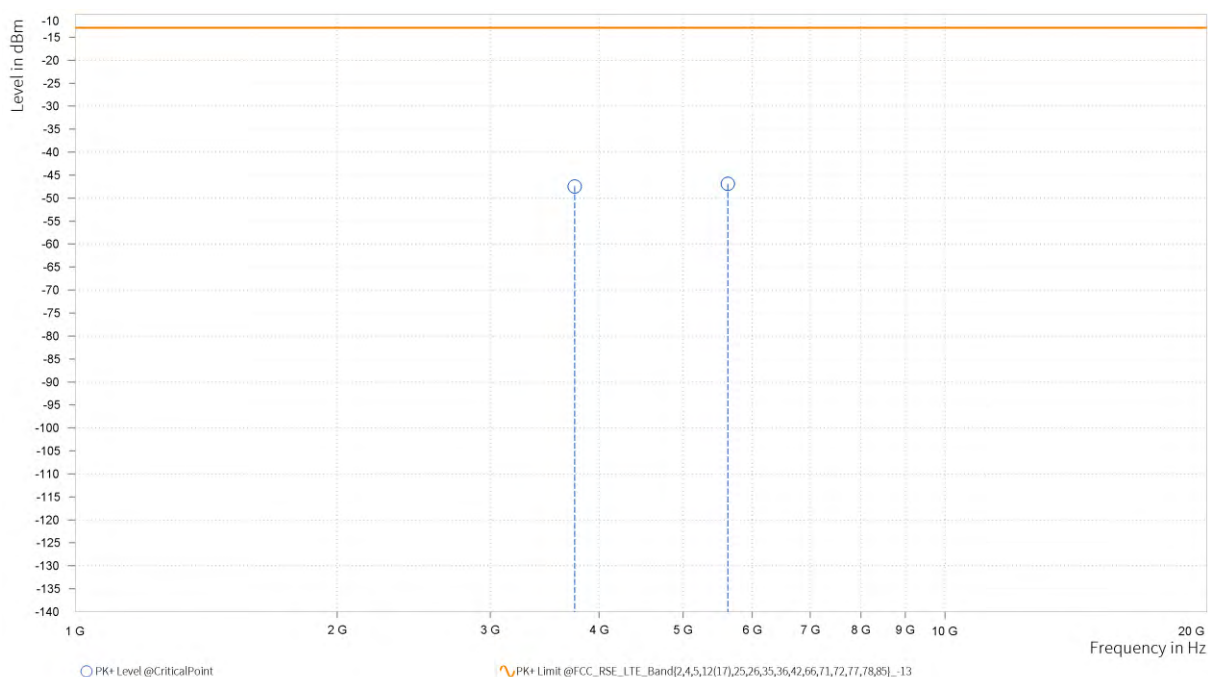
MODE	TX channel 376500	FREQUENCY RANGE	Above 1000MHz
ENVIRONMENTAL CONDITIONS	23deg. C, 70%RH	INPUT POWER	AC 120V/60HZ
TESTED BY	Hanwen Xu		
ANTENNA POLARITY & TEST DISTANCE: HORIZONTAL AT 3 M			

Rg	Frequency [MHz]	PK+ Level [dBm]	PK+ Limit [dBm]	PK+ Margin [dB]	Correction [dB]	Polarization	Azimuth [deg]	Antenna Height [m]
4	3,751.500	-49.13	-13.00	36.13	23.00	H	0.9	2.00
4	5,627.000	-47.79	-13.00	34.79	26.25	H	359	2.00



MODE	TX channel 376500	FREQUENCY RANGE	Above 1000MHz
ENVIRONMENTAL CONDITIONS	23deg. C, 70%RH	INPUT POWER	AC 120V/60HZ
TESTED BY	Hanwen Xu		
ANTENNA POLARITY & TEST DISTANCE: VERTICAL AT 3 M			

Rg	Frequency [MHz]	PK+ Level [dBm]	PK+ Limit [dBm]	PK+ Margin [dB]	Correction [dB]	Polarization	Azimuth [deg]	Antenna Height [m]
4	3,751.500	-47.47	-13.00	34.47	23.60	V	1	1.00
4	5,627.000	-46.91	-13.00	33.91	26.60	V	1	1.00





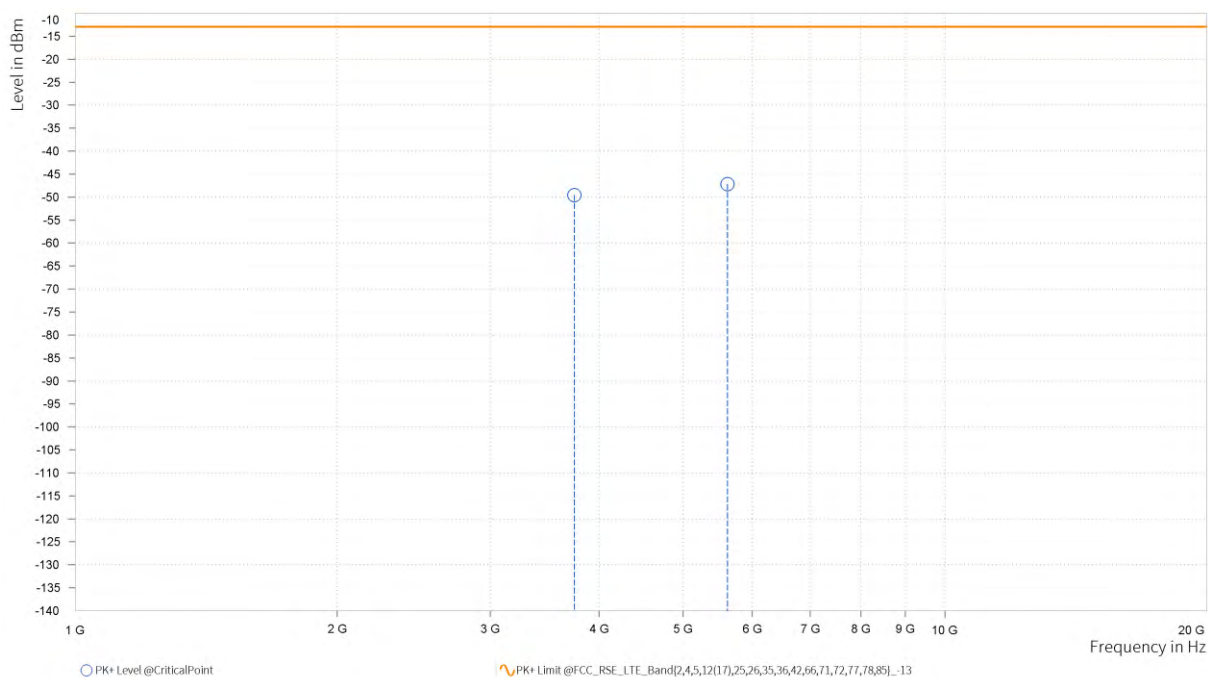
BUREAU
VERITAS

Test Report No.: PSU-QSU2312140113RF07

CHANNEL BANDWIDTH: 20MHz / QPSK

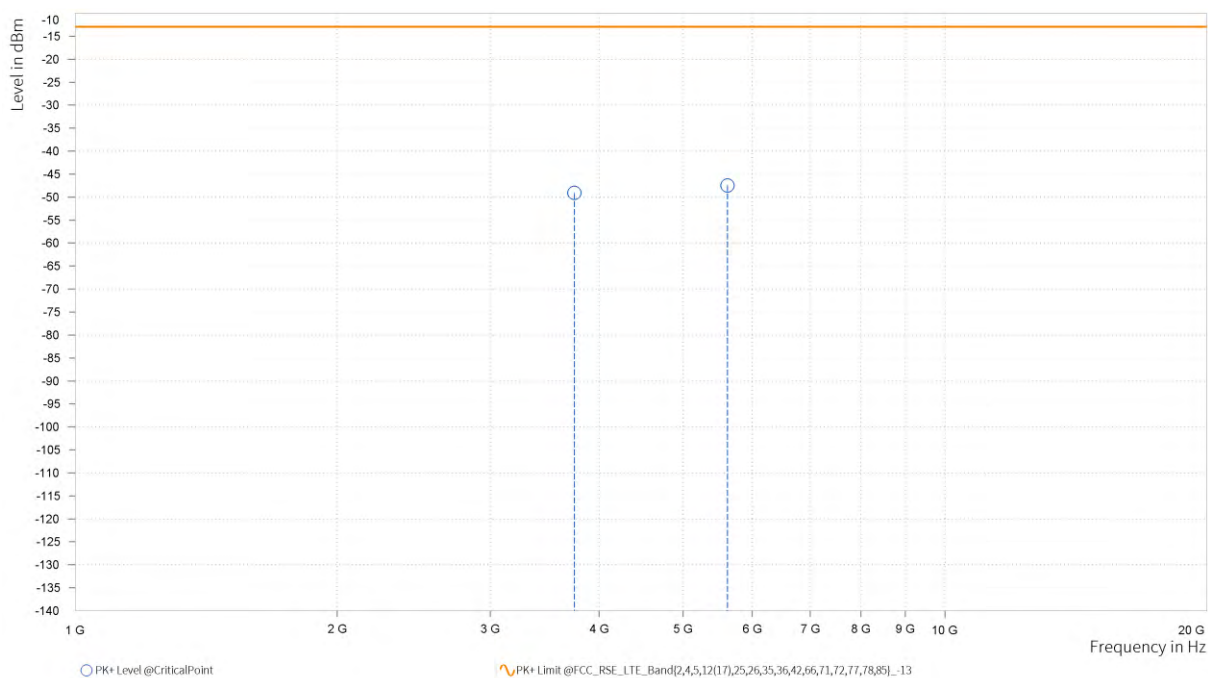
MODE	TX channel 376500	FREQUENCY RANGE	Above 1000MHz
ENVIRONMENTAL CONDITIONS	23deg. C, 70%RH	INPUT POWER	AC 120V/60HZ
TESTED BY	Hanwen Xu		
ANTENNA POLARITY & TEST DISTANCE: HORIZONTAL AT 3 M			

Rg	Frequency [MHz]	PK+ Level [dBm]	PK+ Limit [dBm]	PK+ Margin [dB]	Correction [dB]	Polarization	Azimuth [deg]	Antenna Height [m]
4	3,747.000	-49.57	-13.00	36.57	22.89	H	1	1.00
4	5,620.500	-47.16	-13.00	34.16	26.17	H	35.5	2.00



MODE	TX channel 376500	FREQUENCY RANGE	Above 1000MHz
ENVIRONMENTAL CONDITIONS	23deg. C, 70%RH	INPUT POWER	AC 120V/60HZ
TESTED BY	Hanwen Xu		
ANTENNA POLARITY & TEST DISTANCE: VERTICAL AT 3 M			

Rg	Frequency [MHz]	PK+ Level [dBm]	PK+ Limit [dBm]	PK+ Margin [dB]	Correction [dB]	Polarization	Azimuth [deg]	Antenna Height [m]
4	3,747.000	-49.11	-13.00	36.11	23.55	V	359.1	1.00
4	5,620.500	-47.45	-13.00	34.45	26.57	V	359.1	1.00



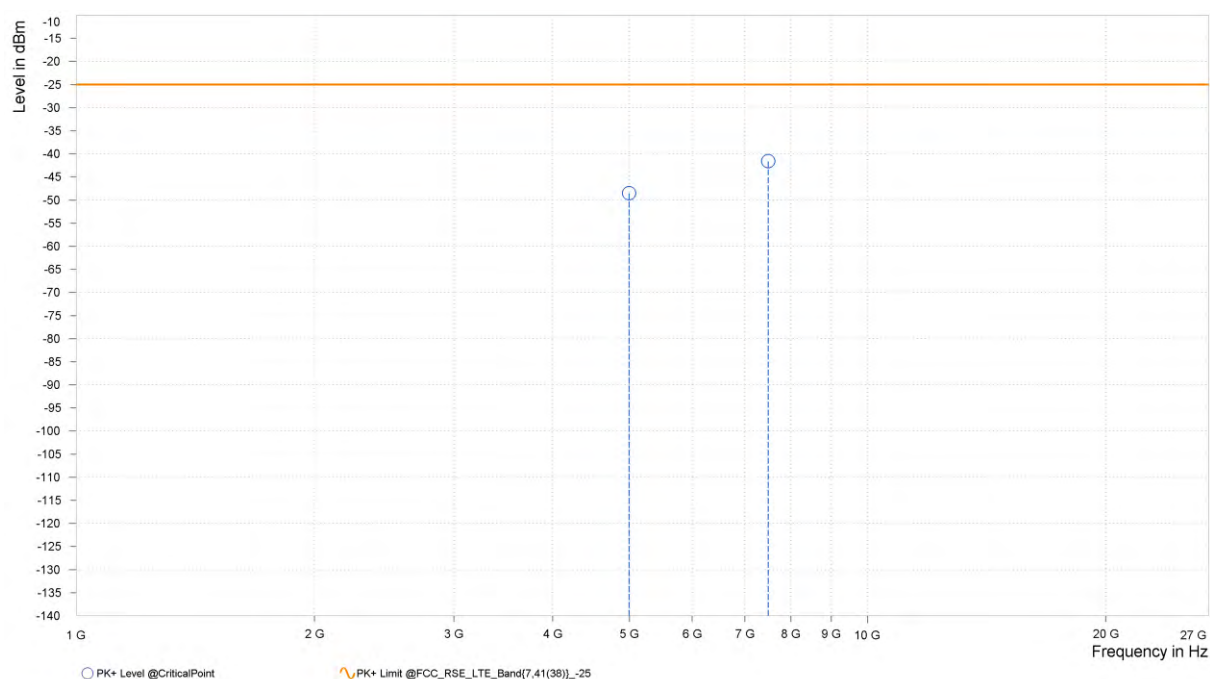
N41(HPUE)

CHANNEL BANDWIDTH: 20MHz / QPSK

CH 501204:

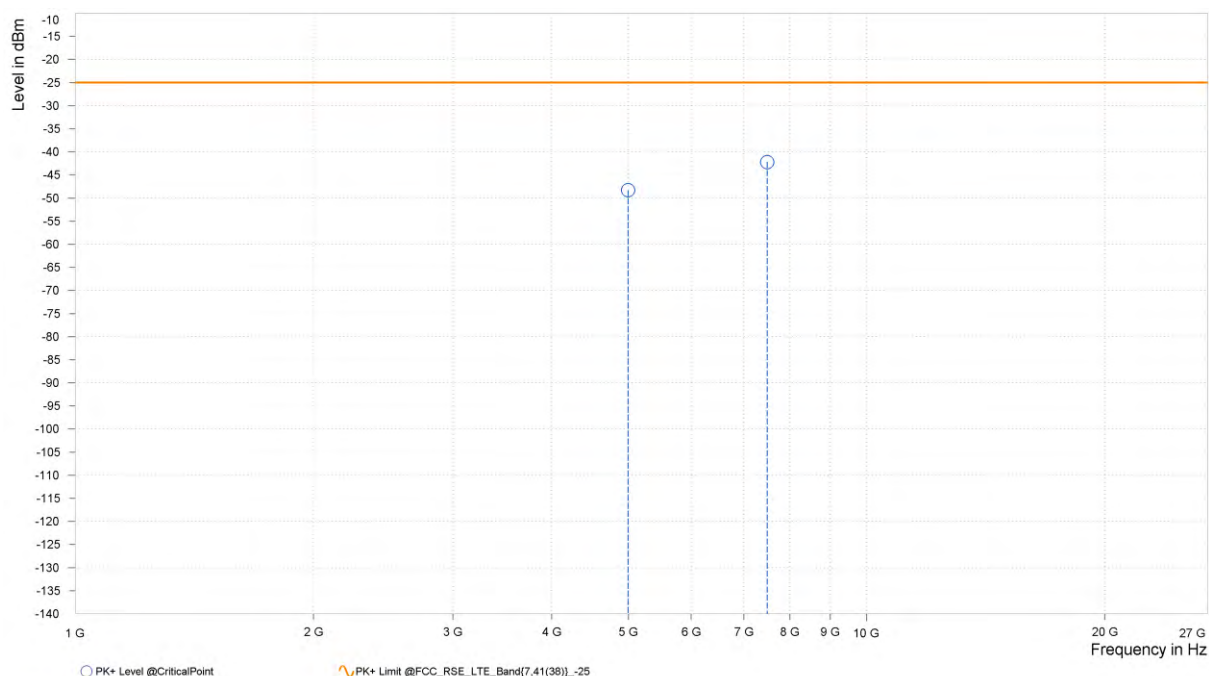
MODE	TX channel 501204	FREQUENCY RANGE	Above 1000MHz
ENVIRONMENTAL CONDITIONS	23deg. C, 70%RH	INPUT POWER	AC 120V/60HZ
TESTED BY	Hanwen Xu		
ANTENNA POLARITY & TEST DISTANCE: HORIZONTAL AT 3 M			

Rg	Frequency [MHz]	PK+ Level [dBm]	PK+ Limit [dBm]	PK+ Margin [dB]	Correction [dB]	Polarization	Azimuth [deg]	Antenna Height [m]
4	4,994.000	-48.52	-25.00	23.52	23.36	H	125.6	2.00
5	7,491.000	-41.61	-25.00	16.61	27.02	H	359.5	2.00



MODE	TX channel 501204	FREQUENCY RANGE	Above 1000MHz
ENVIRONMENTAL CONDITIONS	23deg. C, 70%RH	INPUT POWER	AC 120V/60HZ
TESTED BY	Hanwen Xu		
ANTENNA POLARITY & TEST DISTANCE: VERTICAL AT 3 M			

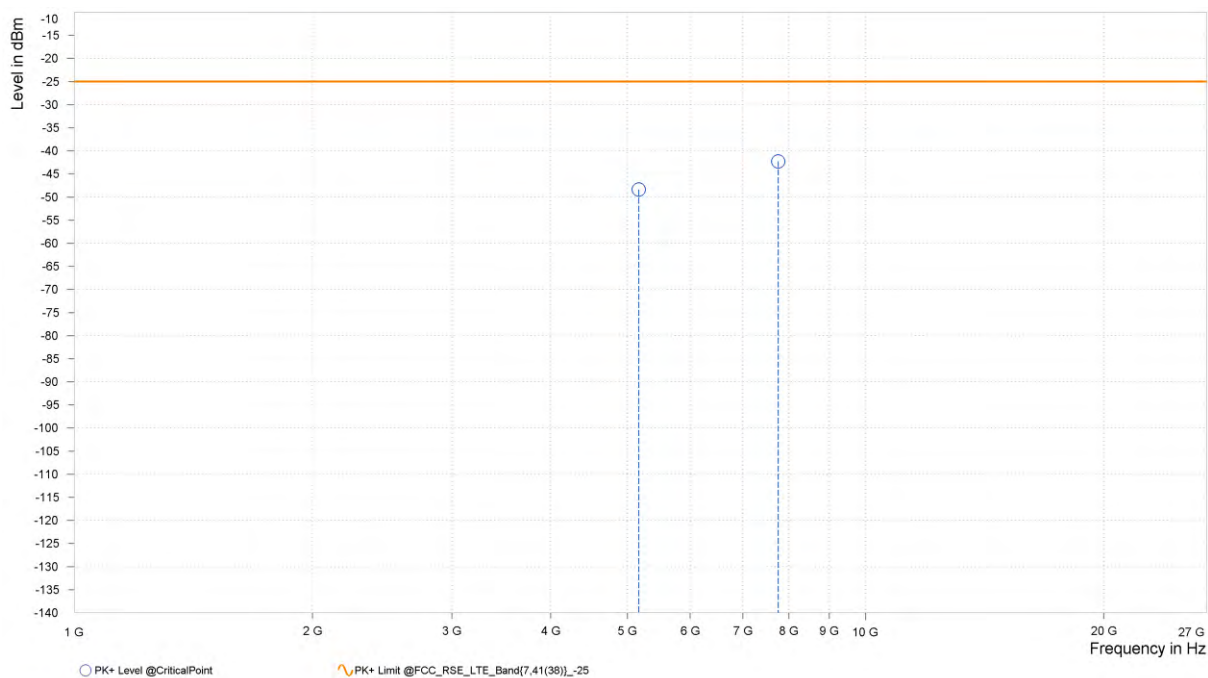
Rg	Frequency [MHz]	PK+ Level [dBm]	PK+ Limit [dBm]	PK+ Margin [dB]	Correction [dB]	Polarization	Azimuth [deg]	Antenna Height [m]
4	4,994.000	-48.31	-25.00	23.31	23.60	V	316.1	1.00
5	7,491.000	-42.21	-25.00	17.21	27.00	V	359.6	1.00



CH 518598:

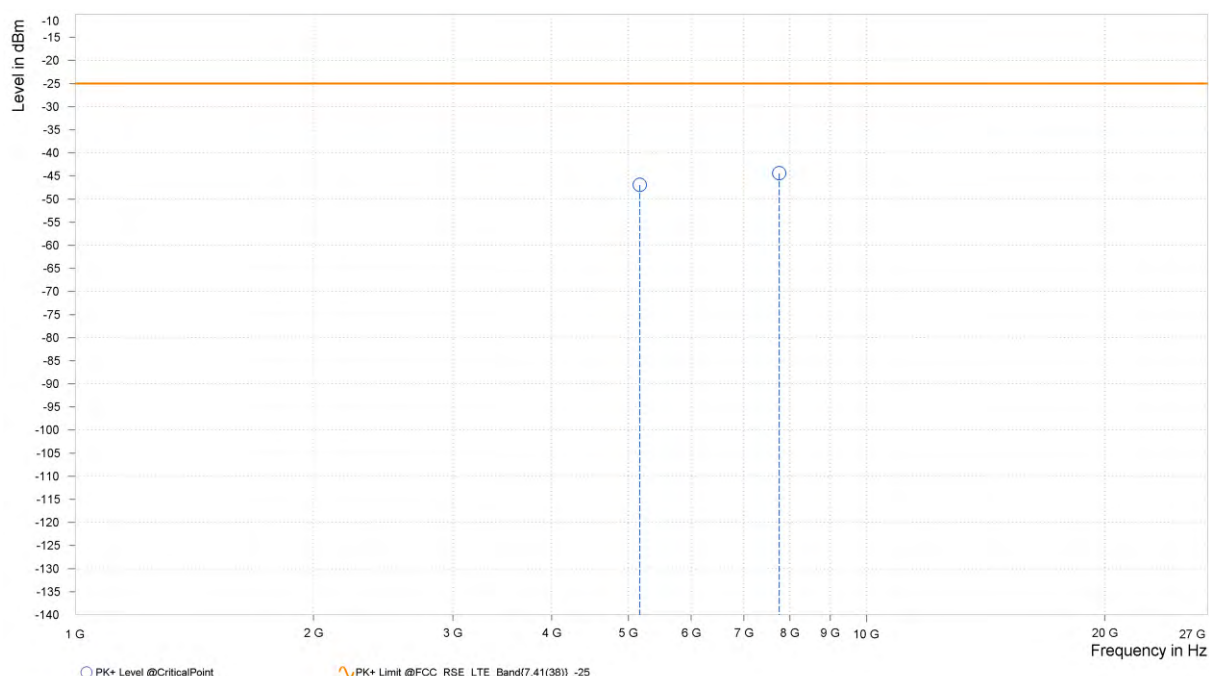
MODE	TX channel 518598	FREQUENCY RANGE	Above 1000MHz
ENVIRONMENTAL CONDITIONS	23deg. C, 70%RH	INPUT POWER	AC 120V/60HZ
TESTED BY	Hanwen Xu		
ANTENNA POLARITY & TEST DISTANCE: HORIZONTAL AT 3 M			

Rg	Frequency [MHz]	PK+ Level [dBm]	PK+ Limit [dBm]	PK+ Margin [dB]	Correction [dB]	Polarization	Azimuth [deg]	Antenna Height [m]
4	5,168.000	-48.41	-25.00	23.41	23.28	H	123.3	2.00
5	7,752.000	-42.29	-25.00	17.29	27.27	H	1	1.00



MODE	TX channel 518598	FREQUENCY RANGE	Above 1000MHz
ENVIRONMENTAL CONDITIONS	23deg. C, 70%RH	INPUT POWER	AC 120V/60HZ
TESTED BY	Hanwen Xu		
ANTENNA POLARITY & TEST DISTANCE: VERTICAL AT 3 M			

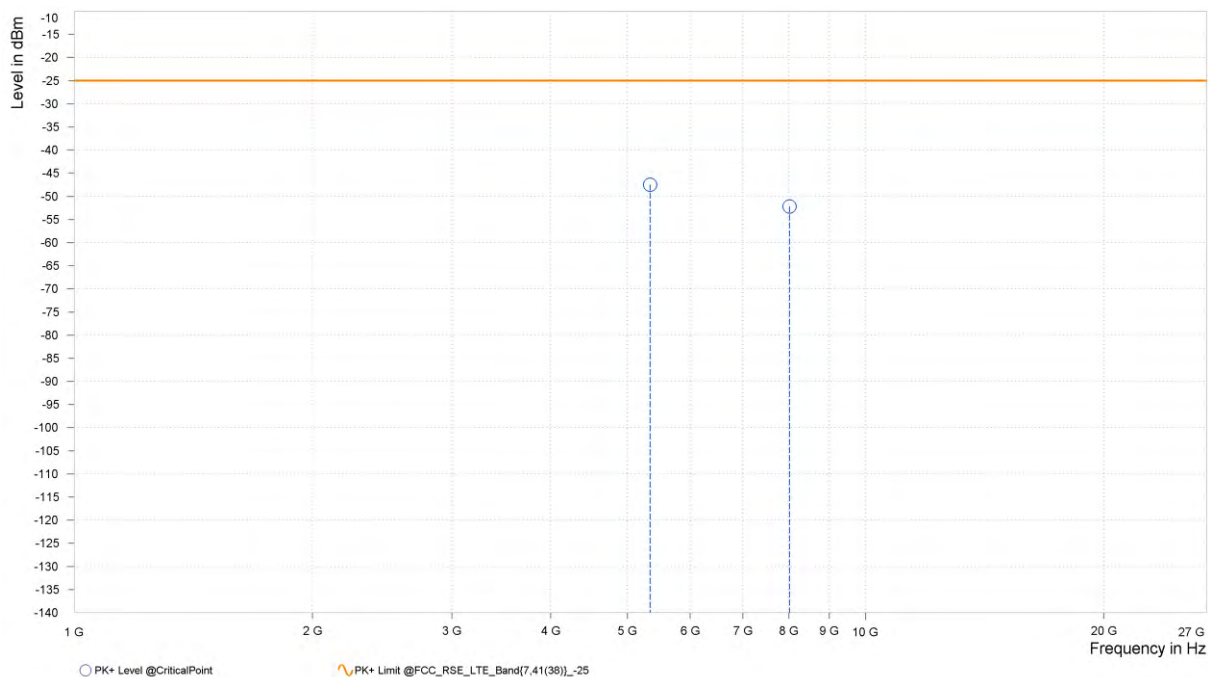
Rg	Frequency [MHz]	PK+ Level [dBm]	PK+ Limit [dBm]	PK+ Margin [dB]	Correction [dB]	Polarization	Azimuth [deg]	Antenna Height [m]
4	5,168.000	-46.93	-25.00	21.93	23.63	V	359.5	2.00
5	7,752.000	-44.42	-25.00	19.42	27.01	V	48	2.00



CH 535998:

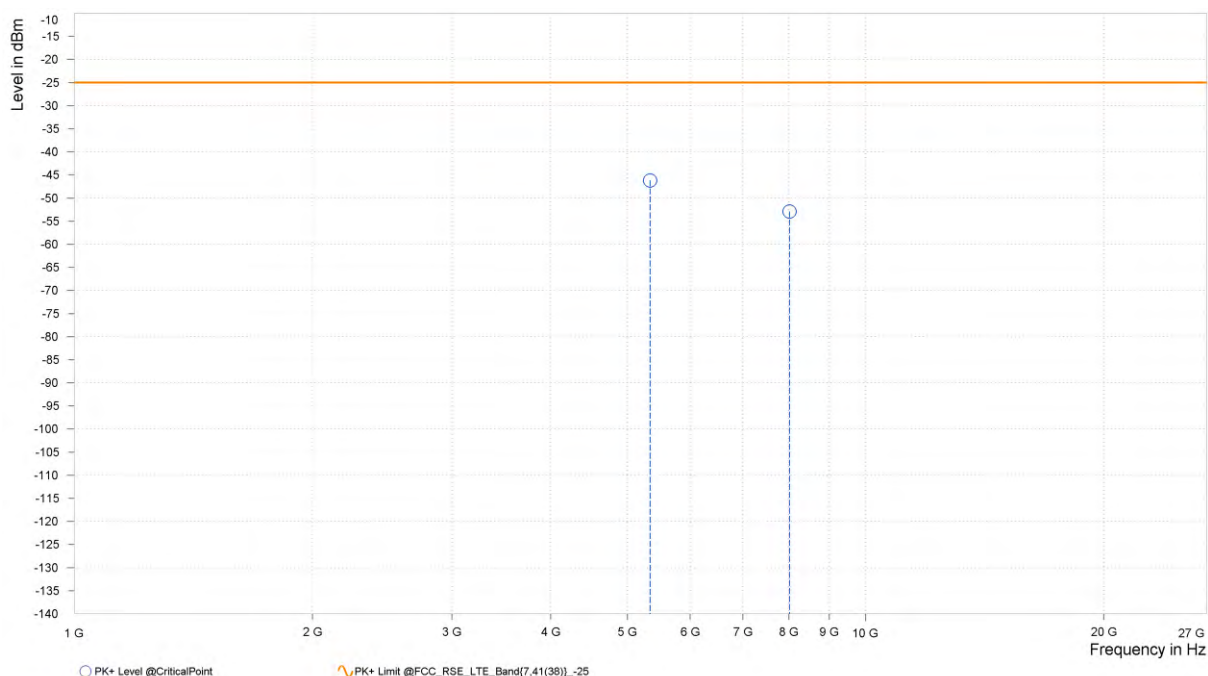
MODE	TX channel 535998	FREQUENCY RANGE	Above 1000MHz
ENVIRONMENTAL CONDITIONS	23deg. C, 70%RH	INPUT POWER	AC 120V/60HZ
TESTED BY	Hanwen Xu		
ANTENNA POLARITY & TEST DISTANCE: HORIZONTAL AT 3 M			

Rg	Frequency [MHz]	PK+ Level [dBm]	PK+ Limit [dBm]	PK+ Margin [dB]	Correction [dB]	Polarization	Azimuth [deg]	Antenna Height [m]
4	5,342.000	-47.48	-25.00	22.48	23.73	H	234.8	1.00
6	8,013.000	-52.19	-25.00	27.19	15.43	H	2.2	2.00



MODE	TX channel 535998	FREQUENCY RANGE	Above 1000MHz
ENVIRONMENTAL CONDITIONS	23deg. C, 70%RH	INPUT POWER	AC 120V/60HZ
TESTED BY	Hanwen Xu		
ANTENNA POLARITY & TEST DISTANCE: VERTICAL AT 3 M			

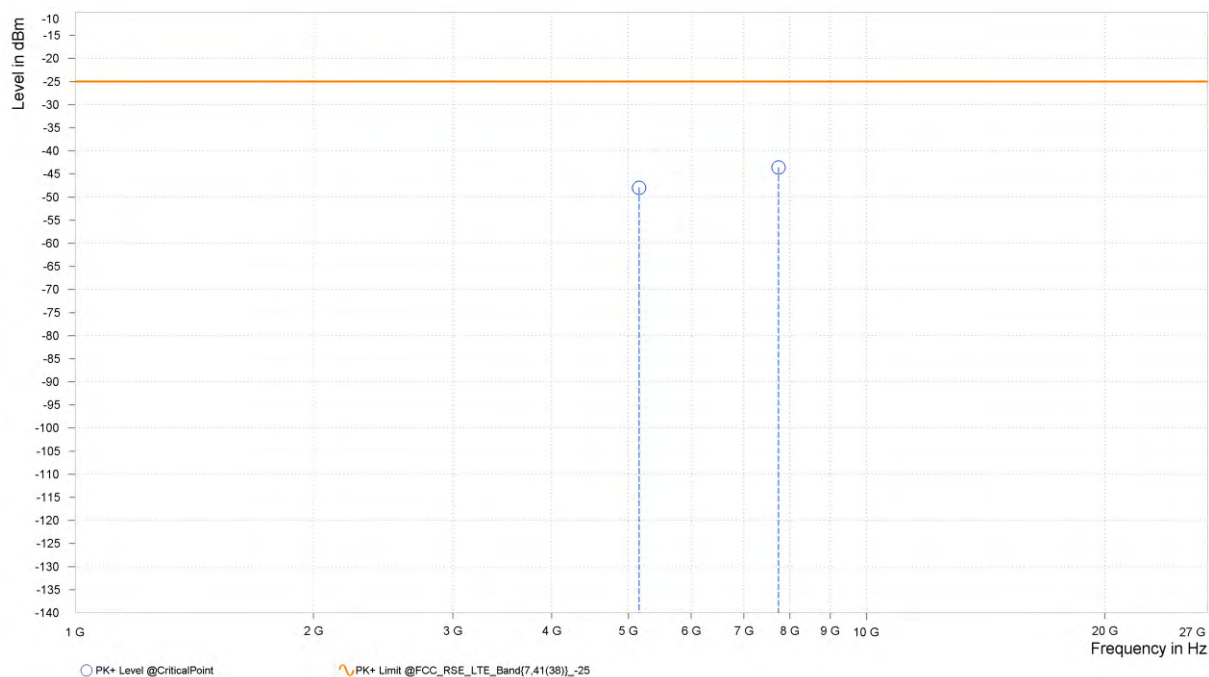
Rg	Frequency [MHz]	PK+ Level [dBm]	PK+ Limit [dBm]	PK+ Margin [dB]	Correction [dB]	Polarization	Azimuth [deg]	Antenna Height [m]
4	5,342.000	-46.20	-25.00	21.20	24.20	V	0.9	2.00
6	8,013.000	-52.90	-25.00	27.90	15.24	V	0.9	2.00



CHANNEL BANDWIDTH: 30MHz / QPSK

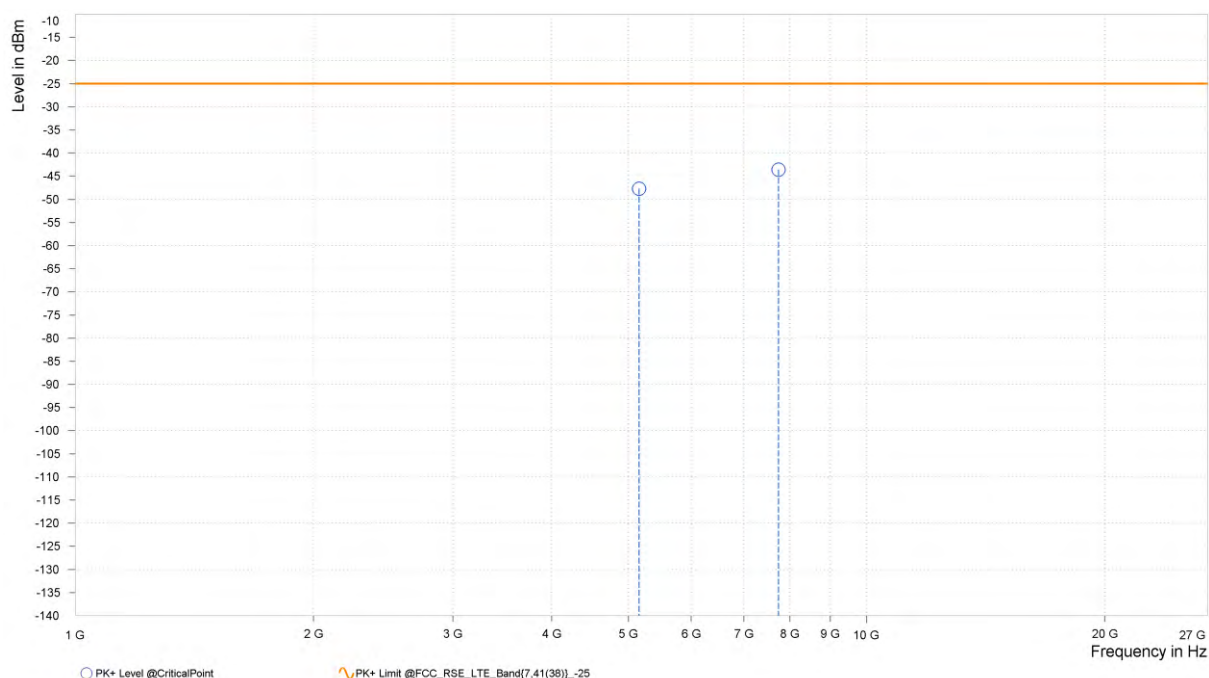
MODE	TX channel 518598	FREQUENCY RANGE	Above 1000MHz
ENVIRONMENTAL CONDITIONS	23deg. C, 70%RH	INPUT POWER	AC 120V/60HZ
TESTED BY	Hanwen Xu		
ANTENNA POLARITY & TEST DISTANCE: HORIZONTAL AT 3 M			

Rg	Frequency [MHz]	PK+ Level [dBm]	PK+ Limit [dBm]	PK+ Margin [dB]	Correction [dB]	Polarization	Azimuth [deg]	Antenna Height [m]
4	5,159.000	-47.98	-25.00	22.98	23.23	H	1	2.00
5	7,738.000	-43.58	-25.00	18.58	27.28	H	359.5	2.00



MODE	TX channel 518598	FREQUENCY RANGE	Above 1000MHz
ENVIRONMENTAL CONDITIONS	23deg. C, 70%RH	INPUT POWER	AC 120V/60HZ
TESTED BY	Hanwen Xu		
ANTENNA POLARITY & TEST DISTANCE: VERTICAL AT 3 M			

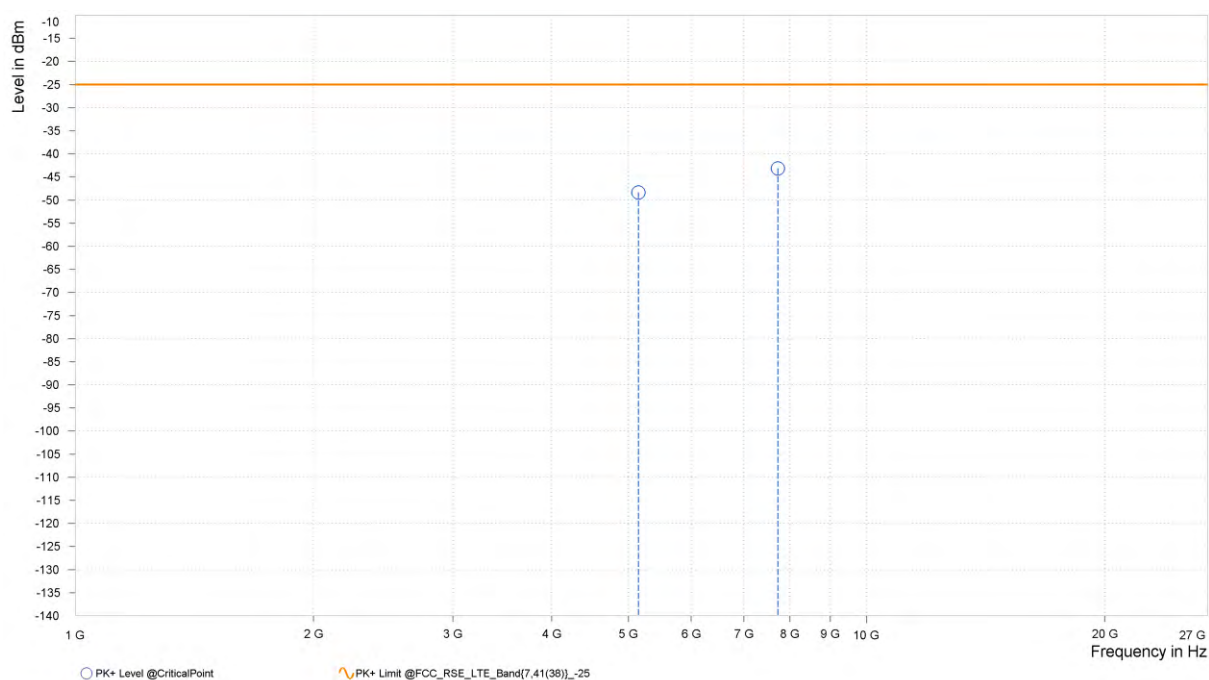
Rg	Frequency [MHz]	PK+ Level [dBm]	PK+ Limit [dBm]	PK+ Margin [dB]	Correction [dB]	Polarization	Azimuth [deg]	Antenna Height [m]
4	5,159.000	-47.71	-25.00	22.71	23.51	V	1	1.00
5	7,738.000	-43.59	-25.00	18.59	26.99	V	1	2.00



CHANNEL BANDWIDTH: 40MHz / QPSK

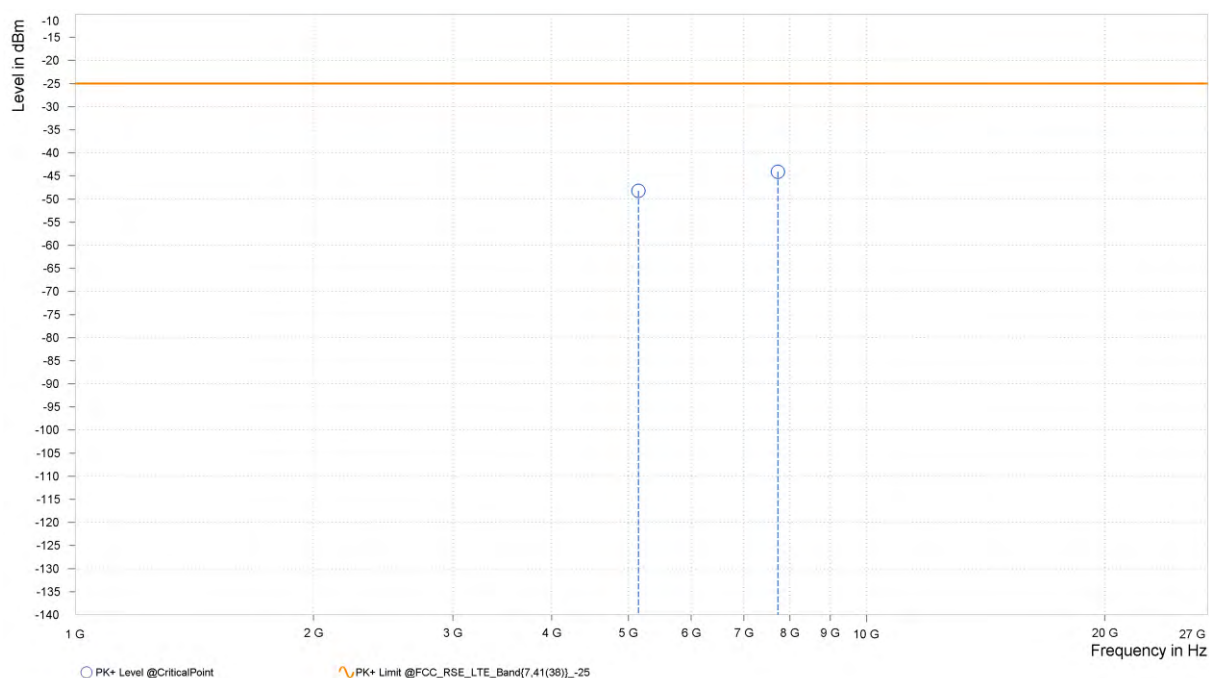
MODE	TX channel 518598	FREQUENCY RANGE	Above 1000MHz
ENVIRONMENTAL CONDITIONS	23deg. C, 70%RH	INPUT POWER	AC 120V/60HZ
TESTED BY	Hanwen Xu		
ANTENNA POLARITY & TEST DISTANCE: HORIZONTAL AT 3 M			

Rg	Frequency [MHz]	PK+ Level [dBm]	PK+ Limit [dBm]	PK+ Margin [dB]	Correction [dB]	Polarization	Azimuth [deg]	Antenna Height [m]
4	5,150.000	-48.36	-25.00	23.36	23.18	H	350.2	1.00
5	7,725.000	-43.14	-25.00	18.14	27.19	H	1	1.00



MODE	TX channel 518598	FREQUENCY RANGE	Above 1000MHz
ENVIRONMENTAL CONDITIONS	23deg. C, 70%RH	INPUT POWER	AC 120V/60HZ
TESTED BY	Hanwen Xu		
ANTENNA POLARITY & TEST DISTANCE: VERTICAL AT 3 M			

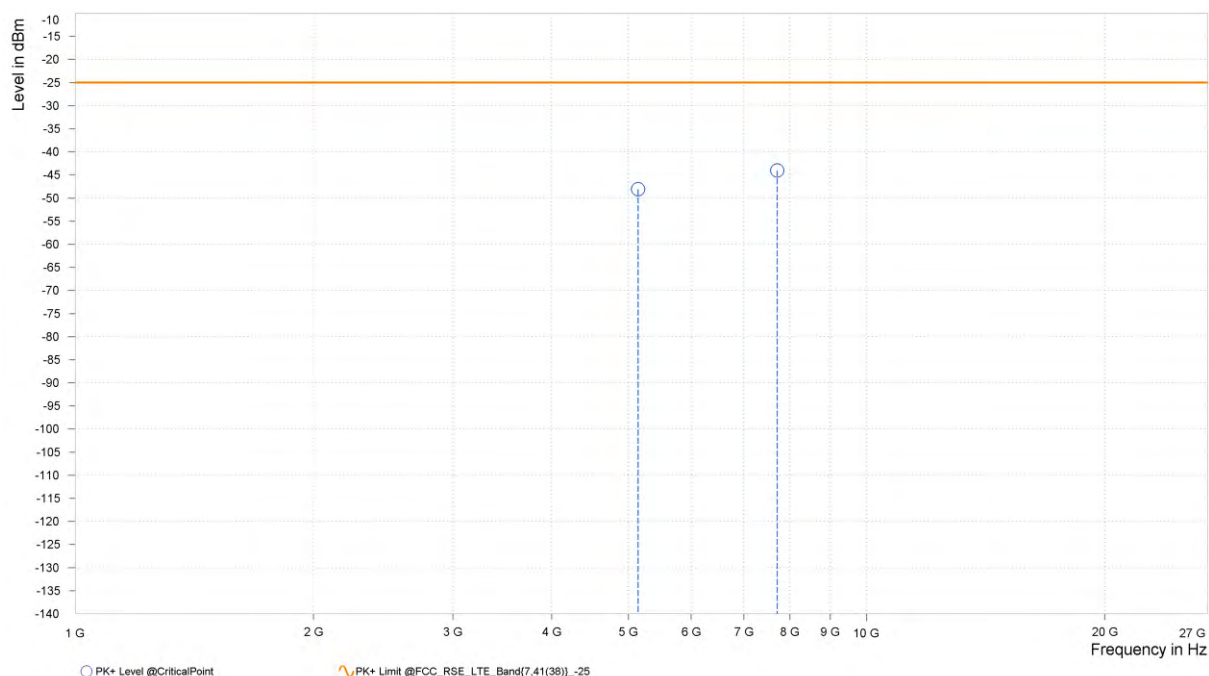
Rg	Frequency [MHz]	PK+ Level [dBm]	PK+ Limit [dBm]	PK+ Margin [dB]	Correction [dB]	Polarization	Azimuth [deg]	Antenna Height [m]
4	5,150.000	-48.21	-25.00	23.21	23.39	V	123.4	2.00
5	7,725.000	-44.09	-25.00	19.09	26.93	V	359.6	1.00



CHANNEL BANDWIDTH: 50MHz / QPSK

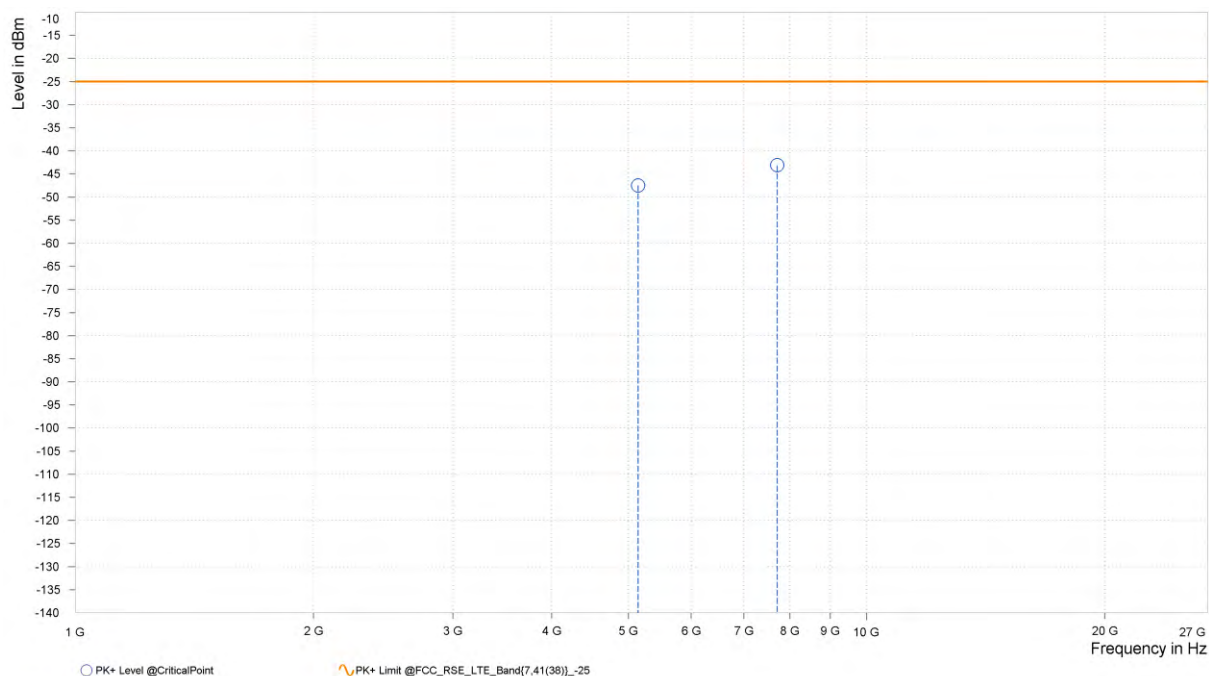
MODE	TX channel 518598	FREQUENCY RANGE	Above 1000MHz
ENVIRONMENTAL CONDITIONS	23deg. C, 70%RH	INPUT POWER	AC 120V/60HZ
TESTED BY	Hanwen Xu		
ANTENNA POLARITY & TEST DISTANCE: HORIZONTAL AT 3 M			

Rg	Frequency [MHz]	PK+ Level [dBm]	PK+ Limit [dBm]	PK+ Margin [dB]	Correction [dB]	Polarization	Azimuth [deg]	Antenna Height [m]
4	5,141.000	-48.11	-25.00	23.11	23.13	H	125.7	2.00
5	7,711.000	-44.01	-25.00	19.01	27.09	H	359.5	2.00



MODE	TX channel 518598	FREQUENCY RANGE	Above 1000MHz
ENVIRONMENTAL CONDITIONS	23deg. C, 70%RH	INPUT POWER	AC 120V/60HZ
TESTED BY	Hanwen Xu		
ANTENNA POLARITY & TEST DISTANCE: VERTICAL AT 3 M			

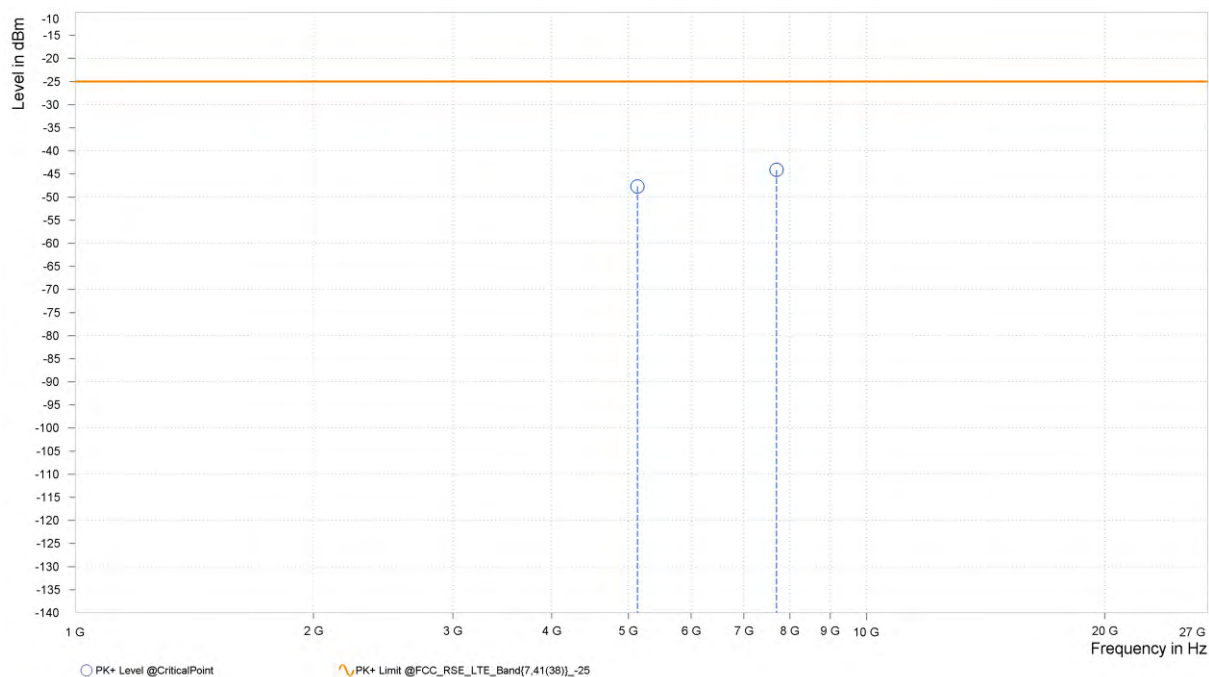
Rg	Frequency [MHz]	PK+ Level [dBm]	PK+ Limit [dBm]	PK+ Margin [dB]	Correction [dB]	Polarization	Azimuth [deg]	Antenna Height [m]
4	5,141.000	-47.49	-25.00	22.49	23.39	V	359.5	2.00
5	7,711.000	-43.10	-25.00	18.10	26.85	V	46.8	2.00



CHANNEL BANDWIDTH: 60MHz / QPSK

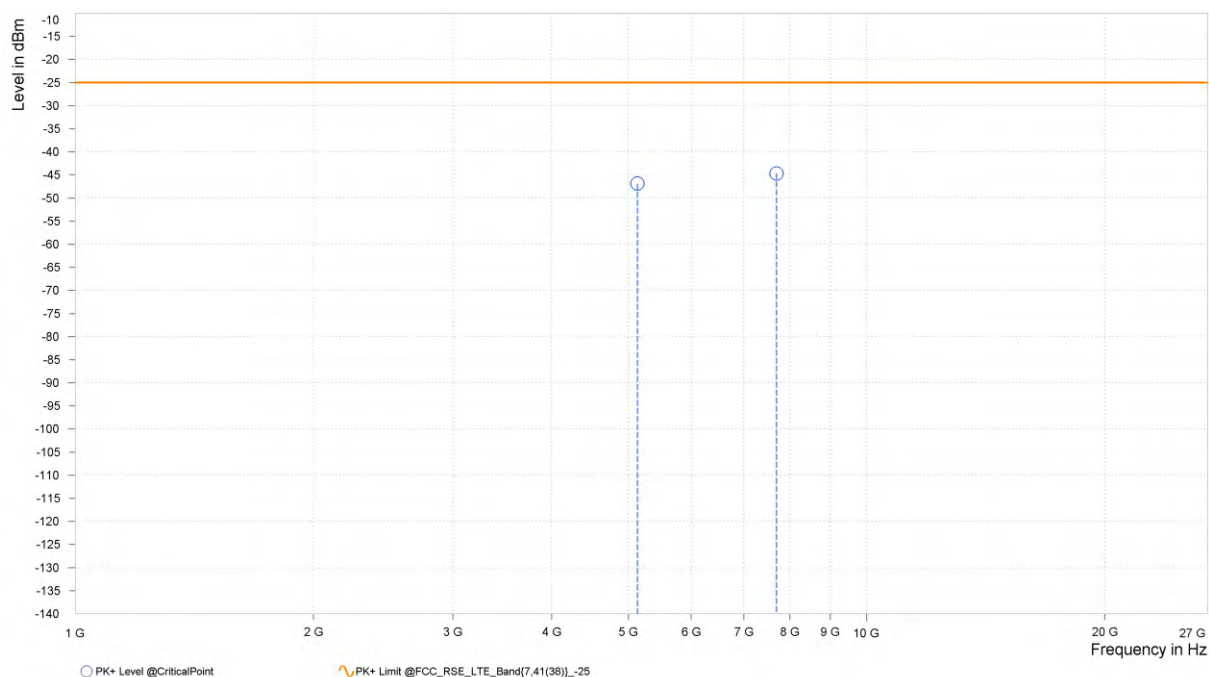
MODE	TX channel 518598	FREQUENCY RANGE	Above 1000MHz
ENVIRONMENTAL CONDITIONS	23deg. C, 70%RH	INPUT POWER	AC 120V/60HZ
TESTED BY	Hanwen Xu		
ANTENNA POLARITY & TEST DISTANCE: HORIZONTAL AT 3 M			

Rg	Frequency [MHz]	PK+ Level [dBm]	PK+ Limit [dBm]	PK+ Margin [dB]	Correction [dB]	Polarization	Azimuth [deg]	Antenna Height [m]
4	5,132.000	-47.72	-25.00	22.72	23.08	H	359.6	1.00
5	7,698.000	-44.14	-25.00	19.14	27.00	H	1	1.00



MODE	TX channel 518598	FREQUENCY RANGE	Above 1000MHz
ENVIRONMENTAL CONDITIONS	23deg. C, 70%RH	INPUT POWER	AC 120V/60HZ
TESTED BY	Hanwen Xu		
ANTENNA POLARITY & TEST DISTANCE: VERTICAL AT 3 M			

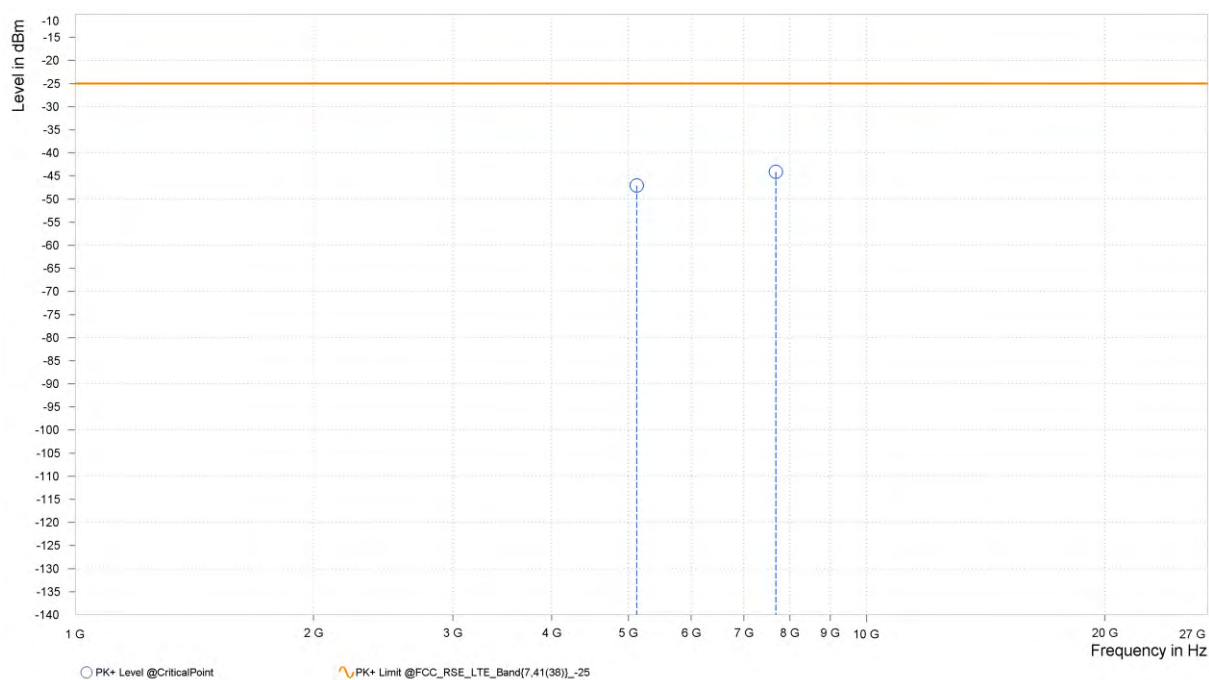
Rg	Frequency [MHz]	PK+ Level [dBm]	PK+ Limit [dBm]	PK+ Margin [dB]	Correction [dB]	Polarization	Azimuth [deg]	Antenna Height [m]
4	5,132.000	-46.88	-25.00	21.88	23.40	V	125.7	2.00
5	7,698.000	-44.65	-25.00	19.65	26.78	V	51.6	2.00



CHANNEL BANDWIDTH: 70MHz / QPSK

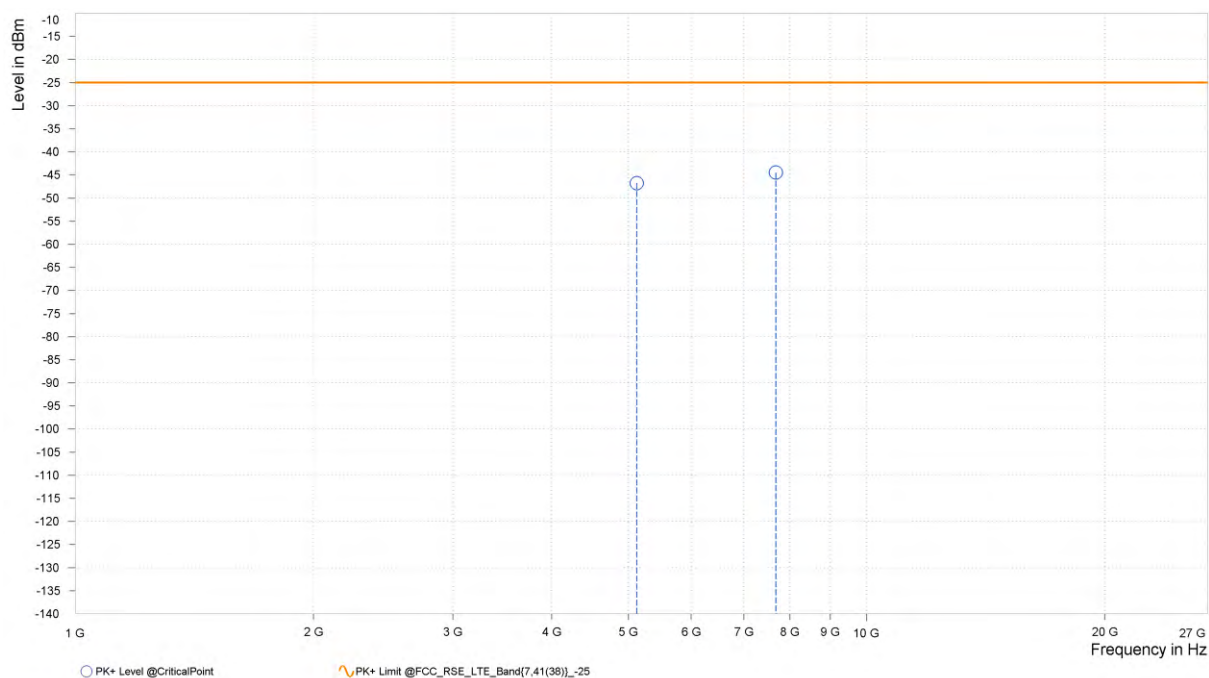
MODE	TX channel 518598	FREQUENCY RANGE	Above 1000MHz
ENVIRONMENTAL CONDITIONS	23deg. C, 70%RH	INPUT POWER	AC 120V/60HZ
TESTED BY	Hanwen Xu		
ANTENNA POLARITY & TEST DISTANCE: HORIZONTAL AT 3 M			

Rg	Frequency [MHz]	PK+ Level [dBm]	PK+ Limit [dBm]	PK+ Margin [dB]	Correction [dB]	Polarization	Azimuth [deg]	Antenna Height [m]
4	5,123.000	-47.07	-25.00	22.07	23.03	H	125.7	2.00
5	7,684.000	-44.11	-25.00	19.11	26.97	H	50.3	2.00



MODE	TX channel 518598	FREQUENCY RANGE	Above 1000MHz
ENVIRONMENTAL CONDITIONS	23deg. C, 70%RH	INPUT POWER	AC 120V/60HZ
TESTED BY	Hanwen Xu		
ANTENNA POLARITY & TEST DISTANCE: VERTICAL AT 3 M			

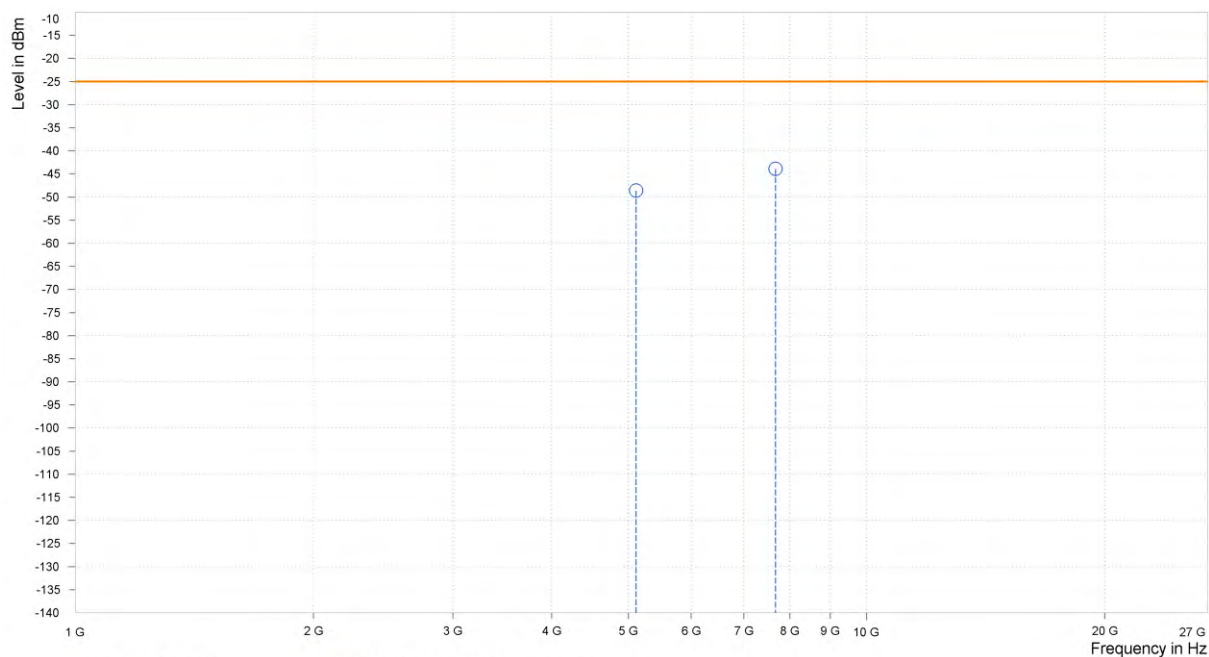
Rg	Frequency [MHz]	PK+ Level [dBm]	PK+ Limit [dBm]	PK+ Margin [dB]	Correction [dB]	Polarization	Azimuth [deg]	Antenna Height [m]
4	5,123.000	-46.75	-25.00	21.75	23.41	V	359.5	1.00
5	7,684.000	-44.47	-25.00	19.47	26.78	V	311.2	1.00



CHANNEL BANDWIDTH: 80MHz / QPSK

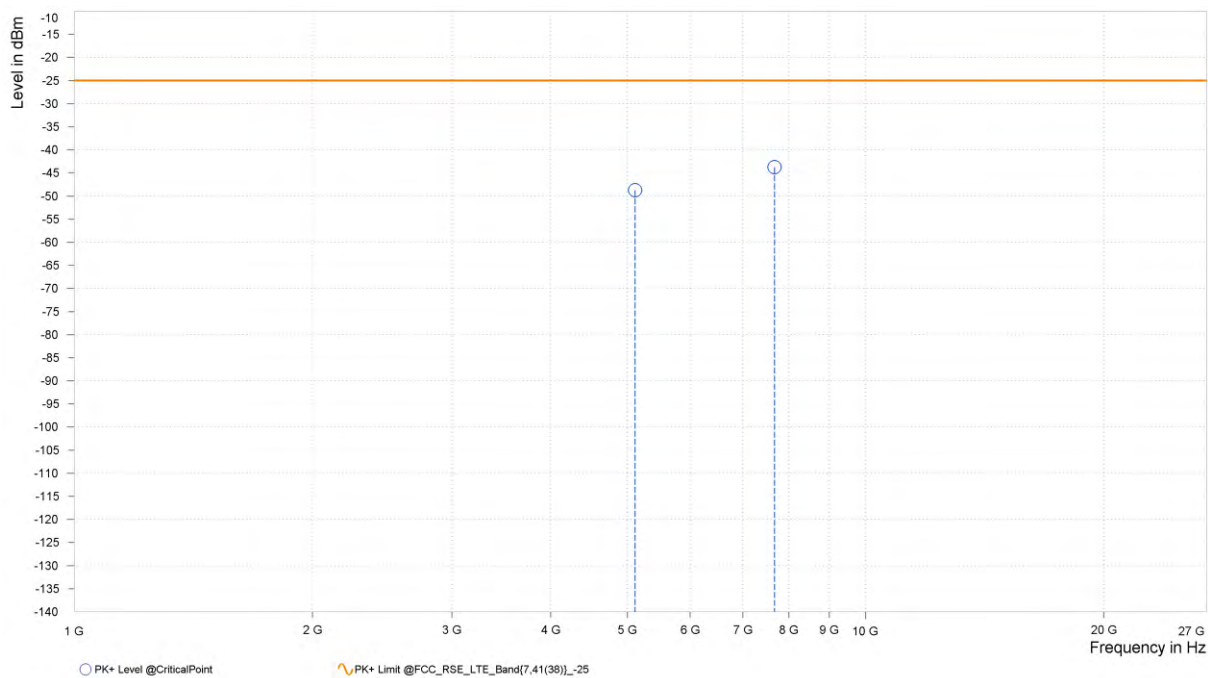
MODE	TX channel 518598	FREQUENCY RANGE	Above 1000MHz
ENVIRONMENTAL CONDITIONS	23deg. C, 70%RH	INPUT POWER	AC 120V/60HZ
TESTED BY	Hanwen Xu		
ANTENNA POLARITY & TEST DISTANCE: HORIZONTAL AT 3 M			

Rg	Frequency [MHz]	PK+ Level [dBm]	PK+ Limit [dBm]	PK+ Margin [dB]	Correction [dB]	Polarization	Azimuth [deg]	Antenna Height [m]
4	5,114.000	-48.61	-25.00	23.61	22.97	H	125.8	2.00
5	7,671.000	-43.91	-25.00	18.91	26.99	H	1	1.00



MODE	TX channel 518598	FREQUENCY RANGE	Above 1000MHz
ENVIRONMENTAL CONDITIONS	23deg. C, 70%RH	INPUT POWER	AC 120V/60HZ
TESTED BY	Hanwen Xu		
ANTENNA POLARITY & TEST DISTANCE: VERTICAL AT 3 M			

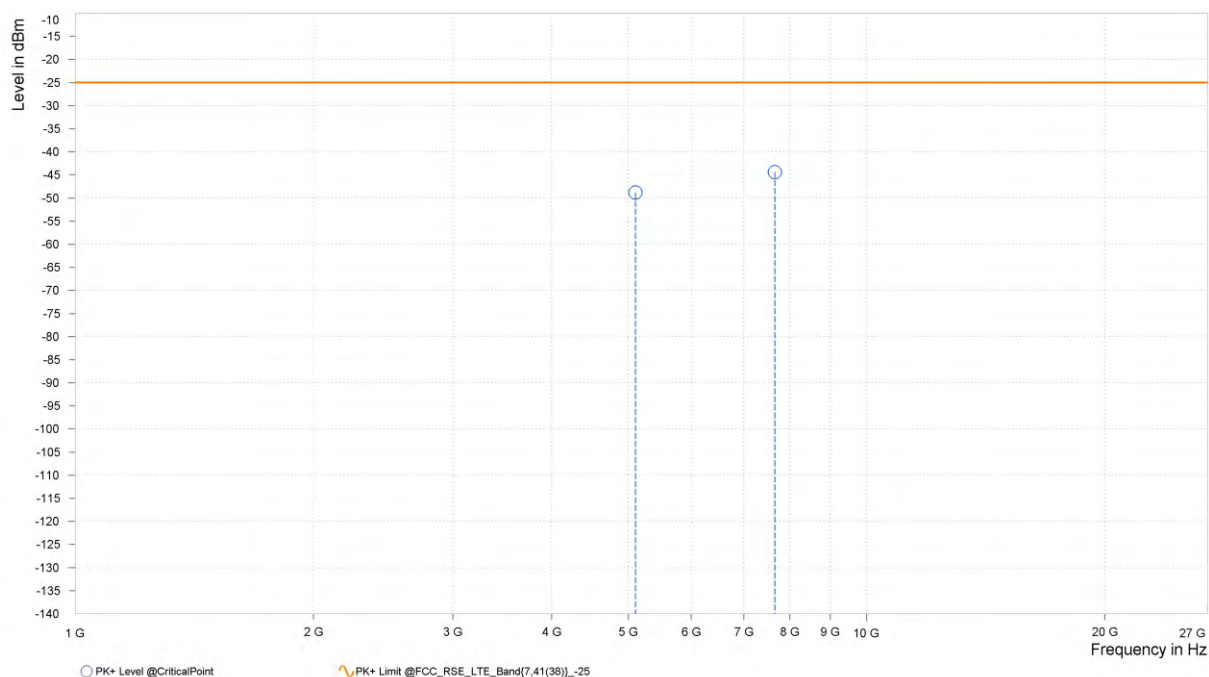
Rg	Frequency [MHz]	PK+ Level [dBm]	PK+ Limit [dBm]	PK+ Margin [dB]	Correction [dB]	Polarization	Azimuth [deg]	Antenna Height [m]
4	5,114.000	-48.76	-25.00	23.76	23.42	V	122.2	2.00
5	7,671.000	-43.75	-25.00	18.75	26.82	V	359.5	2.00



CHANNEL BANDWIDTH: 90MHz / QPSK

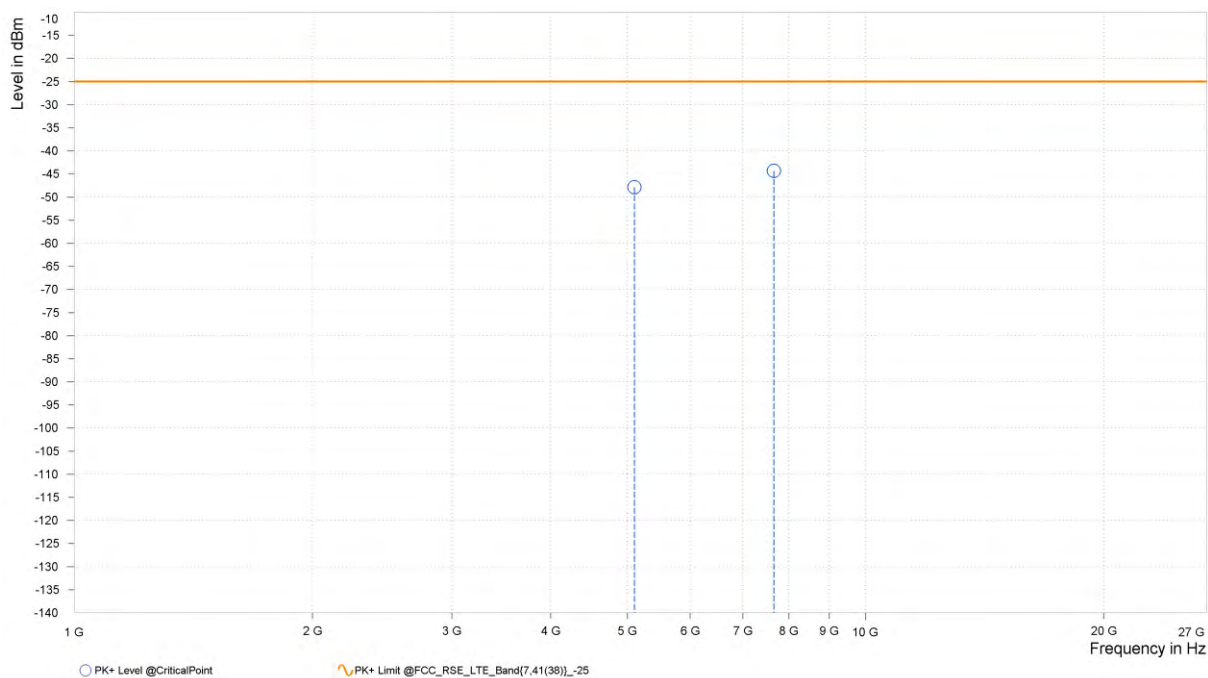
MODE	TX channel 518598	FREQUENCY RANGE	Above 1000MHz
ENVIRONMENTAL CONDITIONS	23deg. C, 70%RH	INPUT POWER	AC 120V/60HZ
TESTED BY	Hanwen Xu		
ANTENNA POLARITY & TEST DISTANCE: HORIZONTAL AT 3 M			

Rg	Frequency [MHz]	PK+ Level [dBm]	PK+ Limit [dBm]	PK+ Margin [dB]	Correction [dB]	Polarization	Azimuth [deg]	Antenna Height [m]
4	5,105.000	-48.81	-25.00	23.81	22.92	H	125.8	2.00
5	7,657.000	-44.38	-25.00	19.38	27.00	H	359.5	2.00



MODE	TX channel 518598	FREQUENCY RANGE	Above 1000MHz
ENVIRONMENTAL CONDITIONS	23deg. C, 70%RH	INPUT POWER	AC 120V/60HZ
TESTED BY	Hanwen Xu		
ANTENNA POLARITY & TEST DISTANCE: VERTICAL AT 3 M			

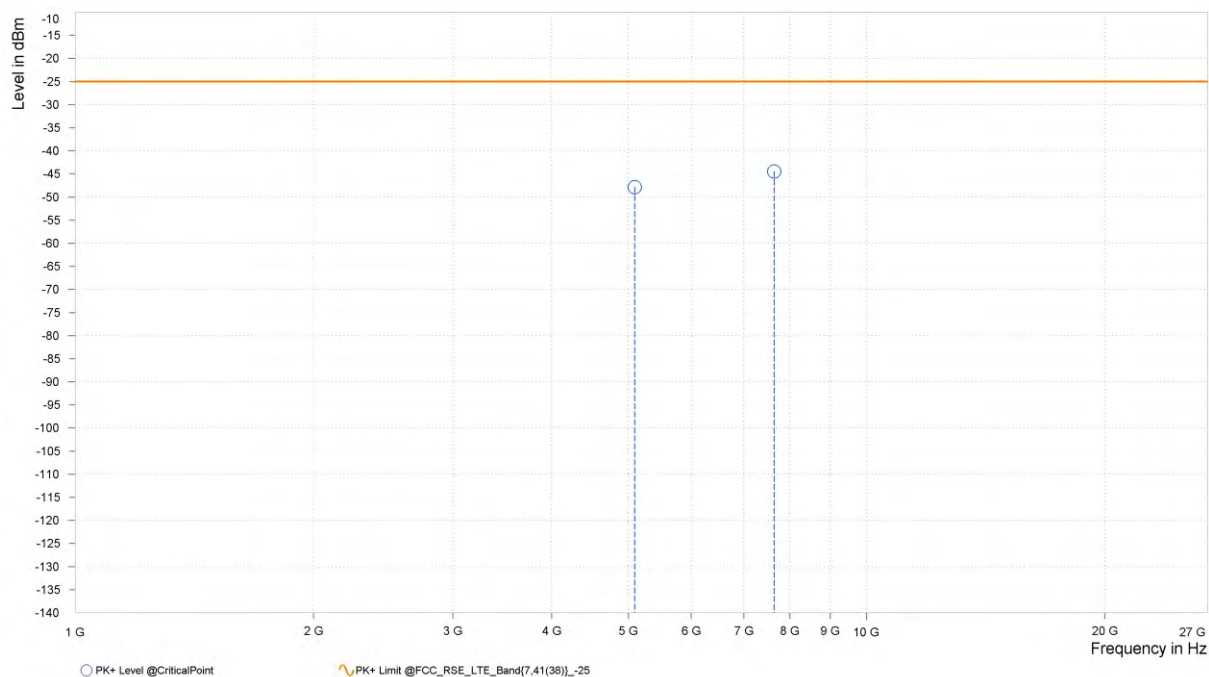
Rg	Frequency [MHz]	PK+ Level [dBm]	PK+ Limit [dBm]	PK+ Margin [dB]	Correction [dB]	Polarization	Azimuth [deg]	Antenna Height [m]
4	5,105.000	-47.90	-25.00	22.90	23.43	V	43.2	2.00
5	7,657.000	-44.35	-25.00	19.35	26.85	V	359.6	1.00



CHANNEL BANDWIDTH: 100MHz / QPSK

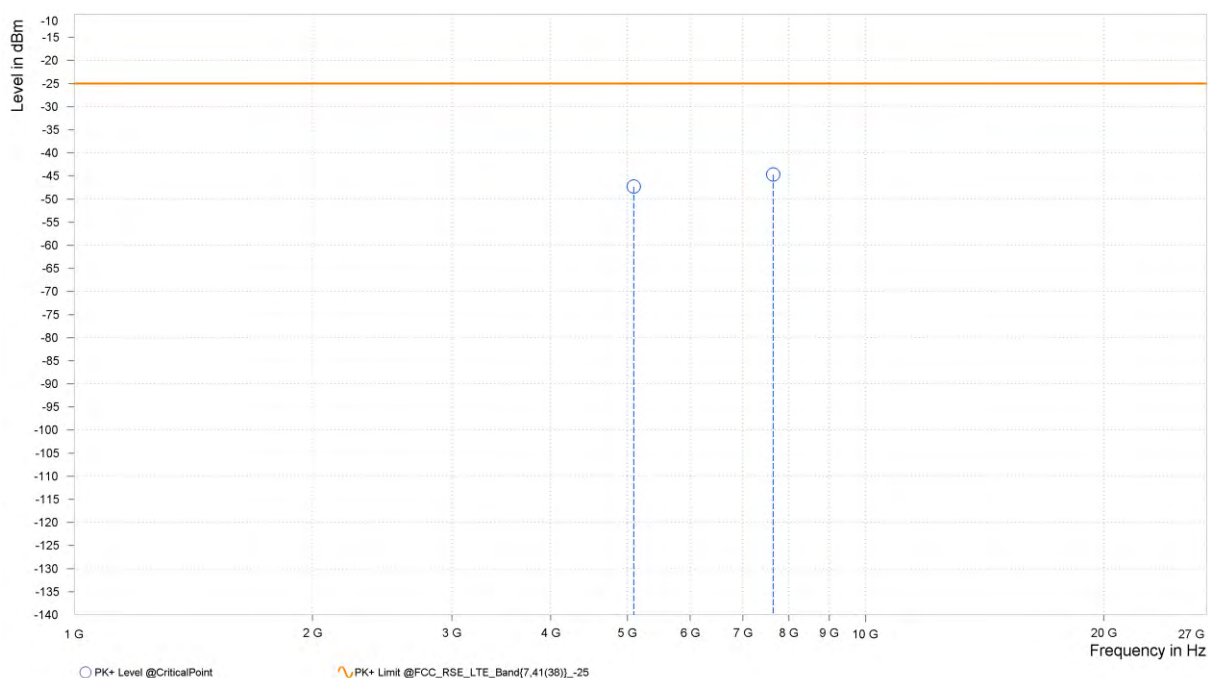
MODE	TX channel 518598	FREQUENCY RANGE	Above 1000MHz
ENVIRONMENTAL CONDITIONS	23deg. C, 70%RH	INPUT POWER	AC 120V/60HZ
TESTED BY	Hanwen Xu		
ANTENNA POLARITY & TEST DISTANCE: HORIZONTAL AT 3 M			

Rg	Frequency [MHz]	PK+ Level [dBm]	PK+ Limit [dBm]	PK+ Margin [dB]	Correction [dB]	Polarization	Azimuth [deg]	Antenna Height [m]
4	5,096.000	-47.86	-25.00	22.86	22.91	H	359.5	2.00
5	7,644.000	-44.45	-25.00	19.45	26.98	H	310.1	1.00



MODE	TX channel 518598	FREQUENCY RANGE	Above 1000MHz
ENVIRONMENTAL CONDITIONS	23deg. C, 70%RH	INPUT POWER	AC 120V/60HZ
TESTED BY	Hanwen Xu		
ANTENNA POLARITY & TEST DISTANCE: VERTICAL AT 3 M			

Rg	Frequency [MHz]	PK+ Level [dBm]	PK+ Limit [dBm]	PK+ Margin [dB]	Correction [dB]	Polarization	Azimuth [deg]	Antenna Height [m]
4	5,096.000	-47.29	-25.00	22.29	23.46	V	1	2.00
5	7,644.000	-44.71	-25.00	19.71	26.82	V	312.5	1.00





BUREAU
VERITAS

Test Report No.: PSU-QSU2312140113RF07

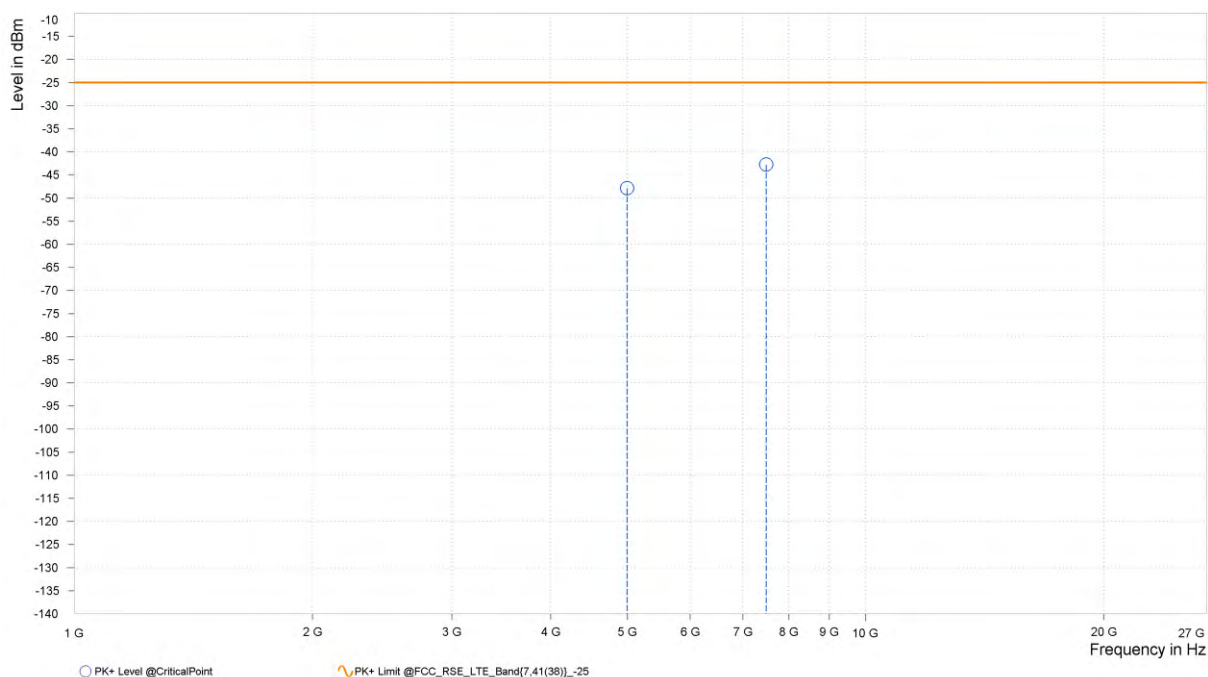
N41(HPUE)—MIMO

CHANNEL BANDWIDTH: 20MHz / QPSK

CH 501204:

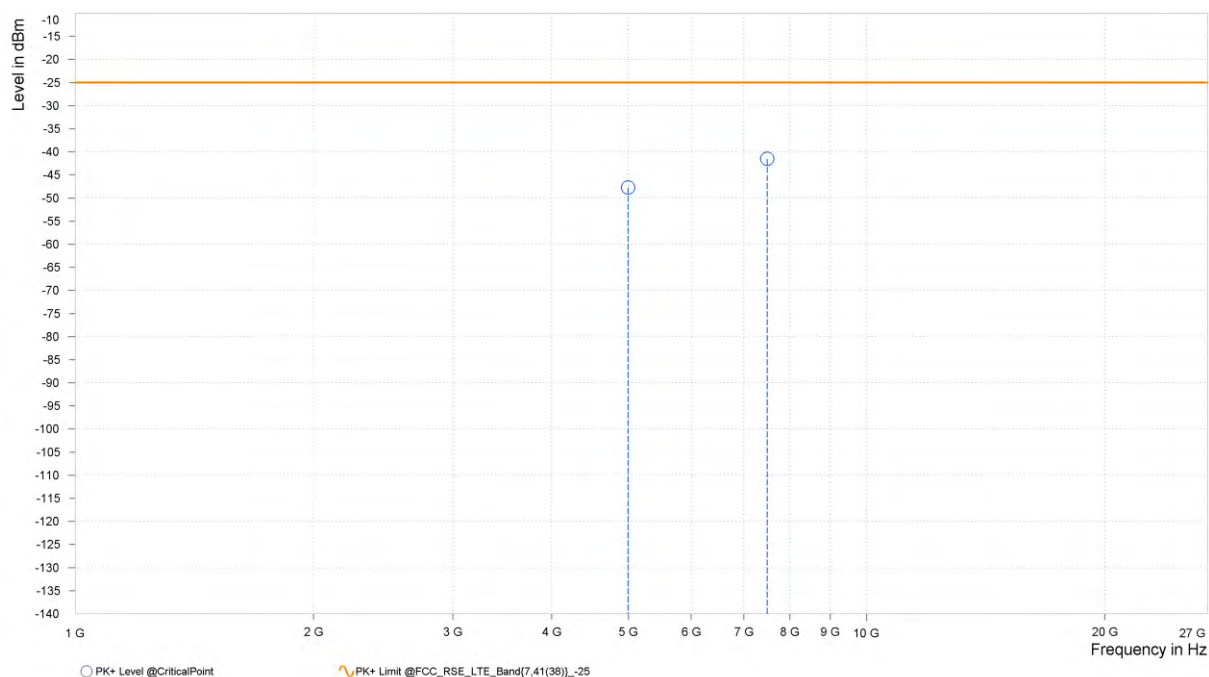
MODE	TX channel 501204	FREQUENCY RANGE	Above 1000MHz
ENVIRONMENTAL CONDITIONS	23deg. C, 70%RH	INPUT POWER	AC 120V/60HZ
TESTED BY	Hanwen Xu		
ANTENNA POLARITY & TEST DISTANCE: HORIZONTAL AT 3 M			

Rg	Frequency [MHz]	PK+ Level [dBm]	PK+ Limit [dBm]	PK+ Margin [dB]	Correction [dB]	Polarization	Azimuth [deg]	Antenna Height [m]
4	4,994.000	-47.88	-25.00	22.88	23.36	H	1	1.00
5	7,491.000	-42.75	-25.00	17.75	27.02	H	309.4	1.00



MODE	TX channel 501204	FREQUENCY RANGE	Above 1000MHz
ENVIRONMENTAL CONDITIONS	23deg. C, 70%RH	INPUT POWER	AC 120V/60HZ
TESTED BY	Hanwen Xu		
ANTENNA POLARITY & TEST DISTANCE: VERTICAL AT 3 M			

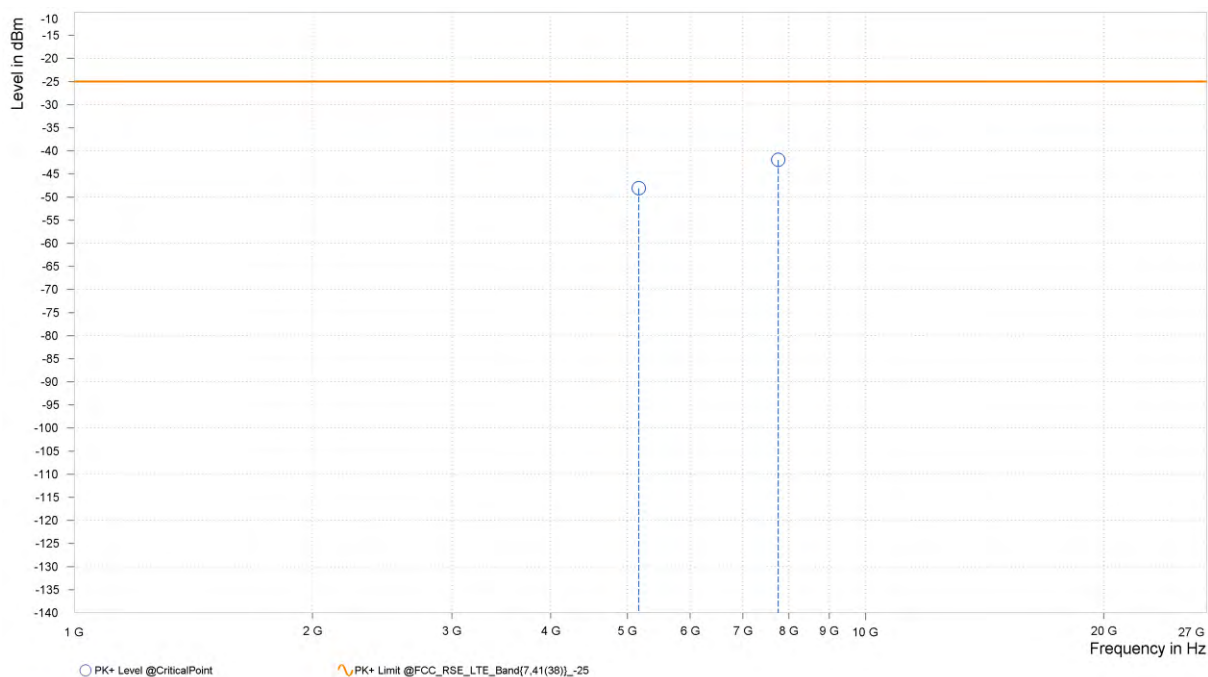
Rg	Frequency [MHz]	PK+ Level [dBm]	PK+ Limit [dBm]	PK+ Margin [dB]	Correction [dB]	Polarization	Azimuth [deg]	Antenna Height [m]
4	4,994.000	-47.75	-25.00	22.75	23.60	V	329	2.00
5	7,491.000	-41.53	-25.00	16.53	27.00	V	1	1.00



CH 518598:

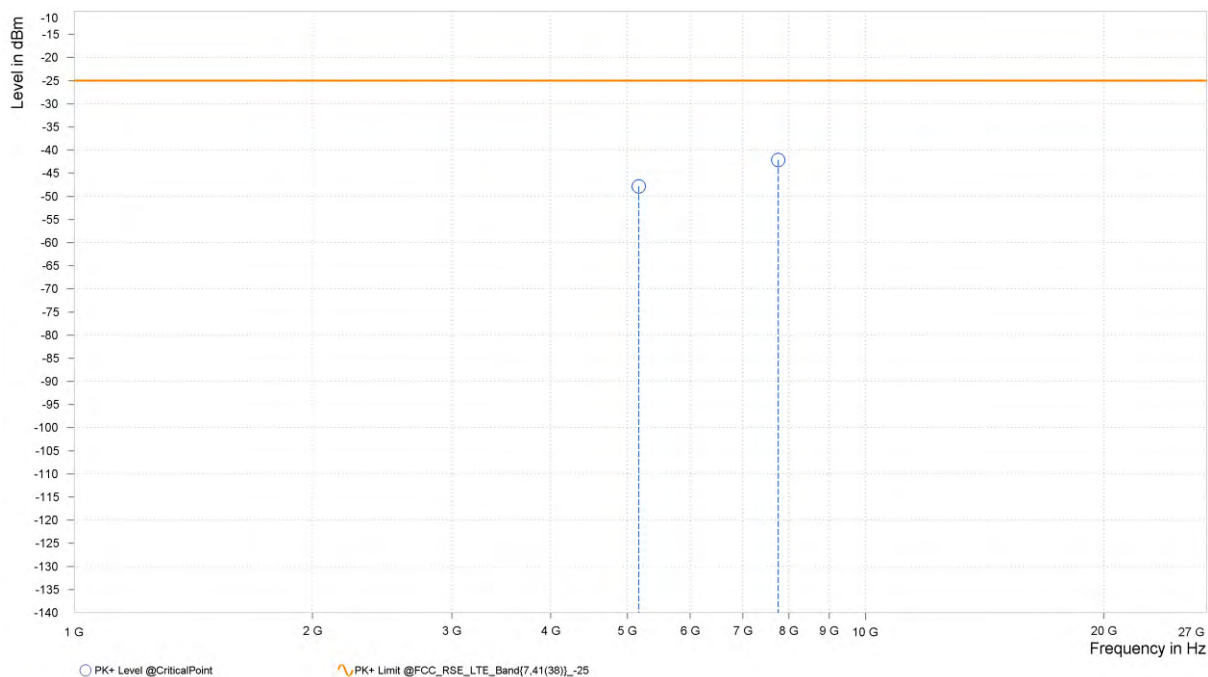
MODE	TX channel 518598	FREQUENCY RANGE	Above 1000MHz
ENVIRONMENTAL CONDITIONS	23deg. C, 70%RH	INPUT POWER	AC 120V/60HZ
TESTED BY	Hanwen Xu		
ANTENNA POLARITY & TEST DISTANCE: HORIZONTAL AT 3 M			

Rg	Frequency [MHz]	PK+ Level [dBm]	PK+ Limit [dBm]	PK+ Margin [dB]	Correction [dB]	Polarization	Azimuth [deg]	Antenna Height [m]
4	5,168.000	-48.09	-25.00	23.09	23.28	H	359.6	1.00
5	7,752.000	-41.96	-25.00	16.96	27.27	H	0.9	2.00



MODE	TX channel 518598	FREQUENCY RANGE	Above 1000MHz
ENVIRONMENTAL CONDITIONS	23deg. C, 70%RH	INPUT POWER	AC 120V/60HZ
TESTED BY	Hanwen Xu		
ANTENNA POLARITY & TEST DISTANCE: VERTICAL AT 3 M			

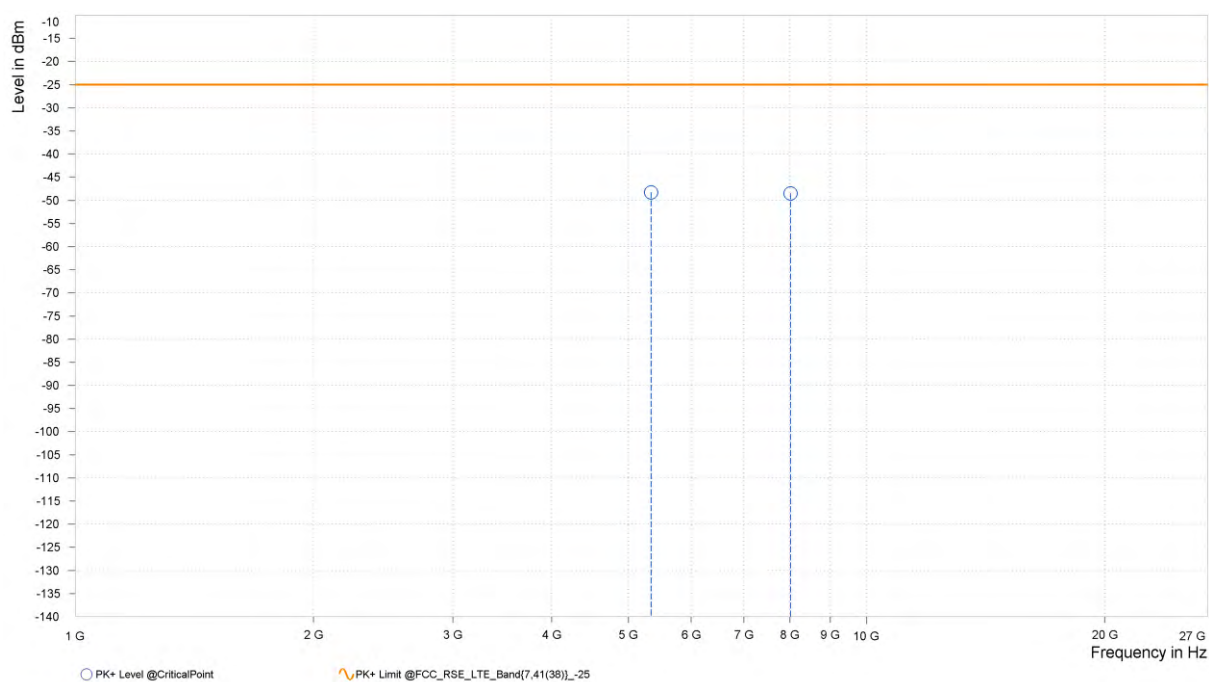
Rg	Frequency [MHz]	PK+ Level [dBm]	PK+ Limit [dBm]	PK+ Margin [dB]	Correction [dB]	Polarization	Azimuth [deg]	Antenna Height [m]
4	5,168.000	-47.84	-25.00	22.84	23.63	V	345.9	1.00
5	7,752.000	-42.14	-25.00	17.14	27.01	V	359.5	2.00



CH 535998:

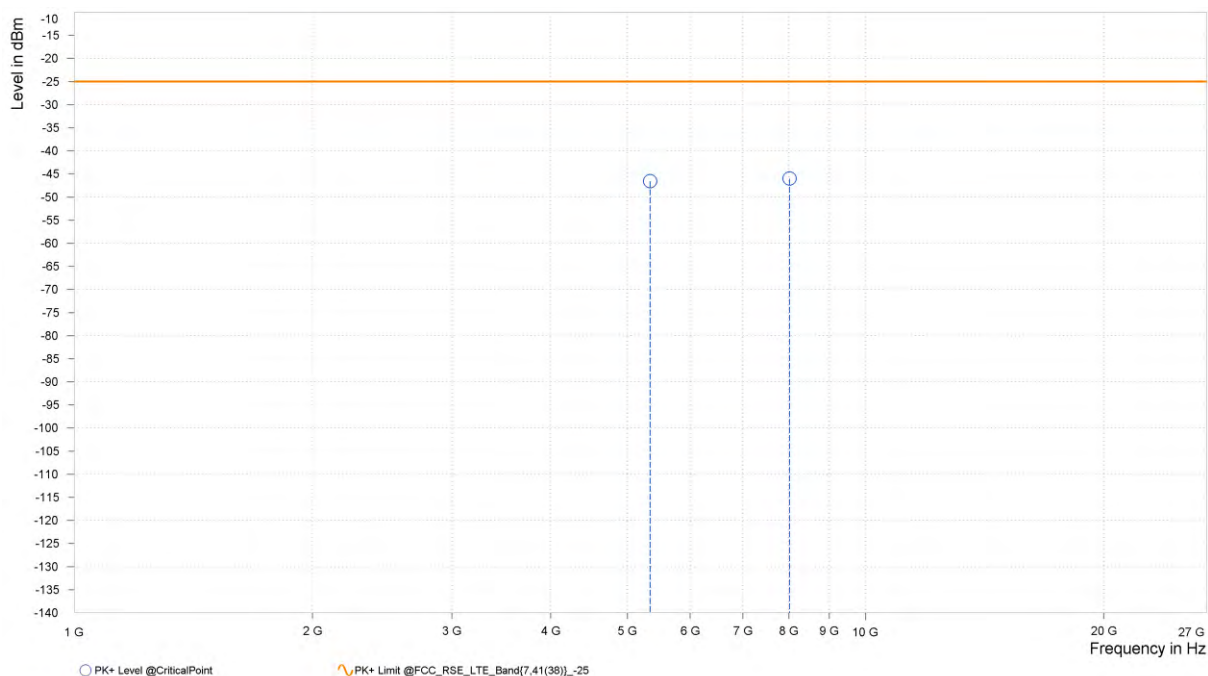
MODE	TX channel 535998	FREQUENCY RANGE	Above 1000MHz
ENVIRONMENTAL CONDITIONS	23deg. C, 70%RH	INPUT POWER	AC 120V/60HZ
TESTED BY	Hanwen Xu		
ANTENNA POLARITY & TEST DISTANCE: HORIZONTAL AT 3 M			

Rg	Frequency [MHz]	PK+ Level [dBm]	PK+ Limit [dBm]	PK+ Margin [dB]	Correction [dB]	Polarization	Azimuth [deg]	Antenna Height [m]
4	5,342.000	-48.28	-25.00	23.28	23.73	H	0.9	2.00
6	8,013.000	-48.51	-25.00	23.51	15.43	H	0.9	2.00



MODE	TX channel 535998	FREQUENCY RANGE	Above 1000MHz
ENVIRONMENTAL CONDITIONS	23deg. C, 70%RH	INPUT POWER	AC 120V/60HZ
TESTED BY	Hanwen Xu		
ANTENNA POLARITY & TEST DISTANCE: VERTICAL AT 3 M			

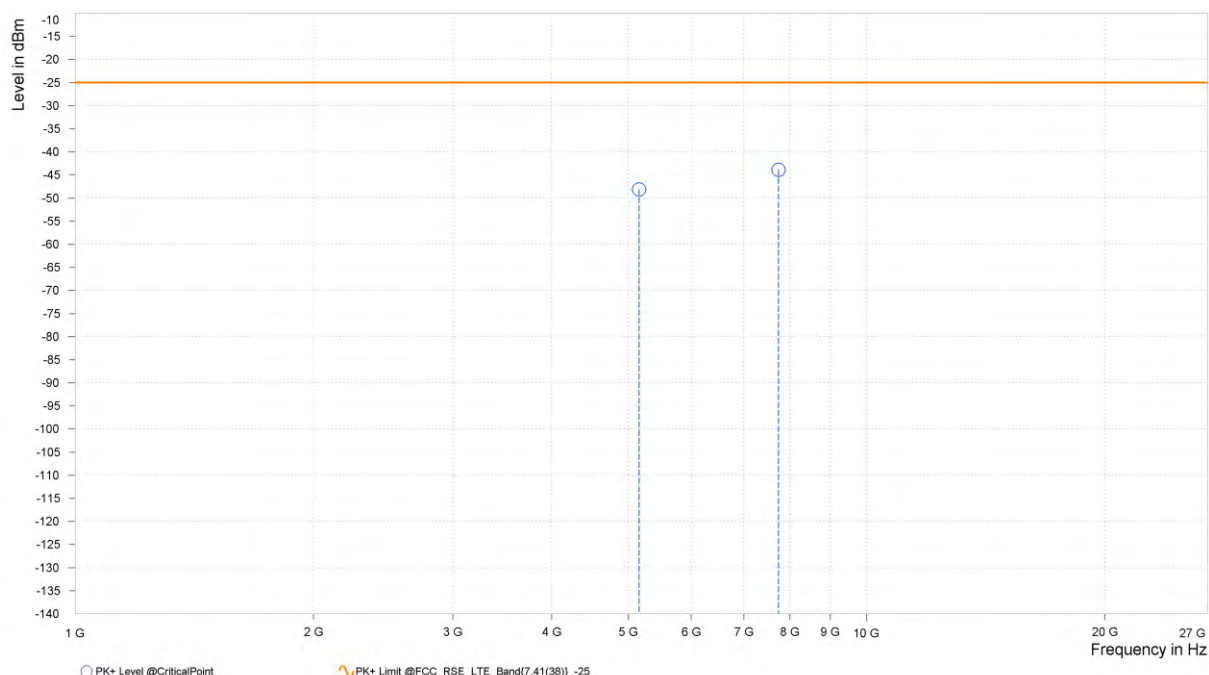
Rg	Frequency [MHz]	PK+ Level [dBm]	PK+ Limit [dBm]	PK+ Margin [dB]	Correction [dB]	Polarization	Azimuth [deg]	Antenna Height [m]
4	5,342.000	-46.58	-25.00	21.58	24.20	V	235.9	1.00
6	8,012.000	-46.01	-25.00	21.01	15.23	V	1	1.00



CHANNEL BANDWIDTH: 30MHz / QPSK

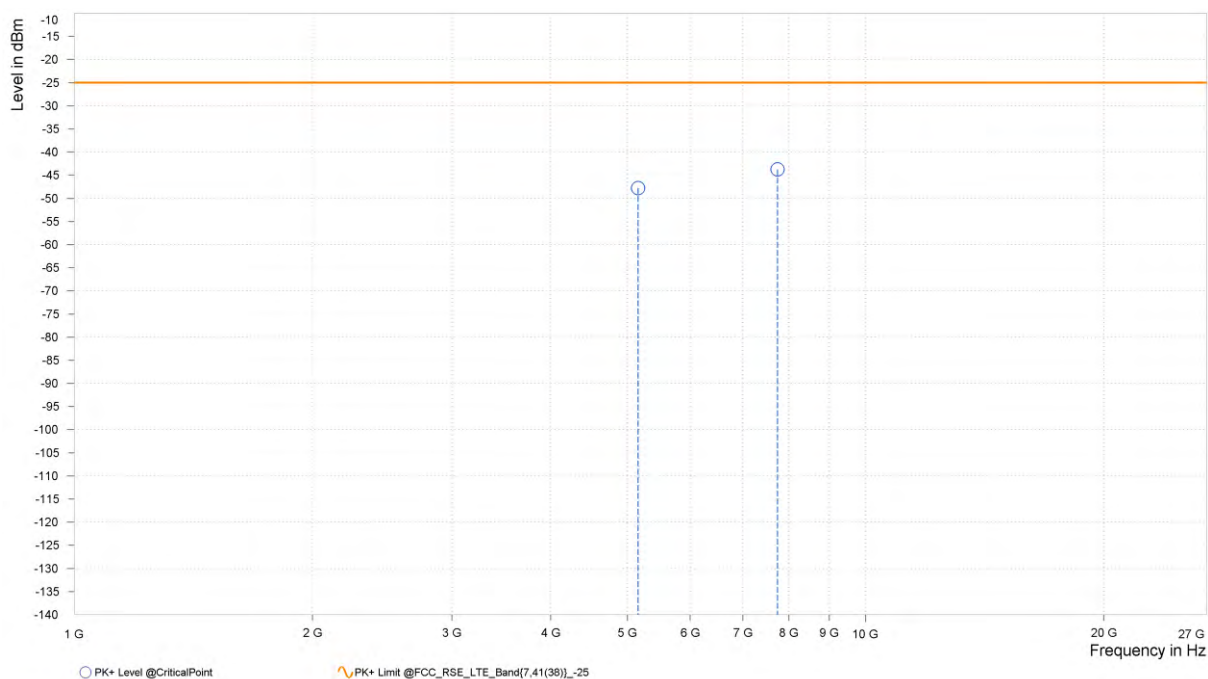
MODE	TX channel 518598	FREQUENCY RANGE	Above 1000MHz
ENVIRONMENTAL CONDITIONS	23deg. C, 70%RH	INPUT POWER	AC 120V/60HZ
TESTED BY	Hanwen Xu		
ANTENNA POLARITY & TEST DISTANCE: HORIZONTAL AT 3 M			

Rg	Frequency [MHz]	PK+ Level [dBm]	PK+ Limit [dBm]	PK+ Margin [dB]	Correction [dB]	Polarization	Azimuth [deg]	Antenna Height [m]
4	5,159.000	-48.13	-25.00	23.13	23.23	H	0.9	2.00
5	7,739.000	-43.86	-25.00	18.86	27.28	H	1	1.00



MODE	TX channel 518598	FREQUENCY RANGE	Above 1000MHz
ENVIRONMENTAL CONDITIONS	23deg. C, 70%RH	INPUT POWER	AC 120V/60HZ
TESTED BY	Hanwen Xu		
ANTENNA POLARITY & TEST DISTANCE: VERTICAL AT 3 M			

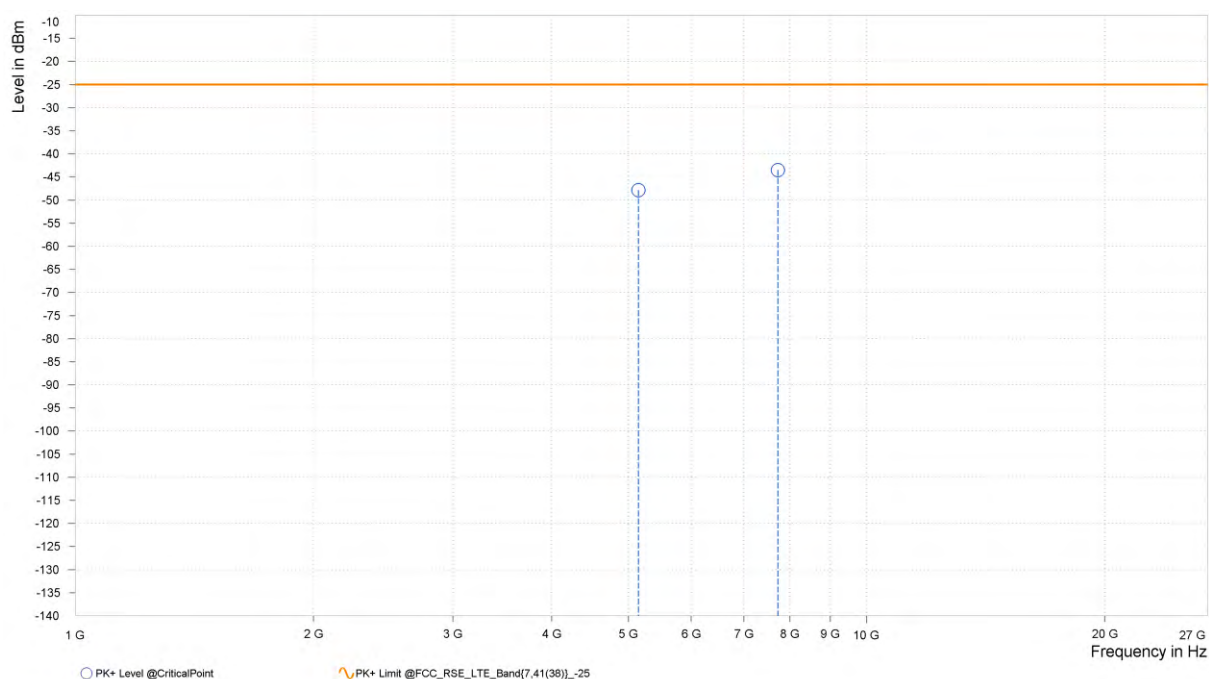
Rg	Frequency [MHz]	PK+ Level [dBm]	PK+ Limit [dBm]	PK+ Margin [dB]	Correction [dB]	Polarization	Azimuth [deg]	Antenna Height [m]
4	5,159.000	-47.76	-25.00	22.76	23.51	V	329	2.00
5	7,738.000	-43.75	-25.00	18.75	26.99	V	310.3	1.00



CHANNEL BANDWIDTH: 40MHz / QPSK

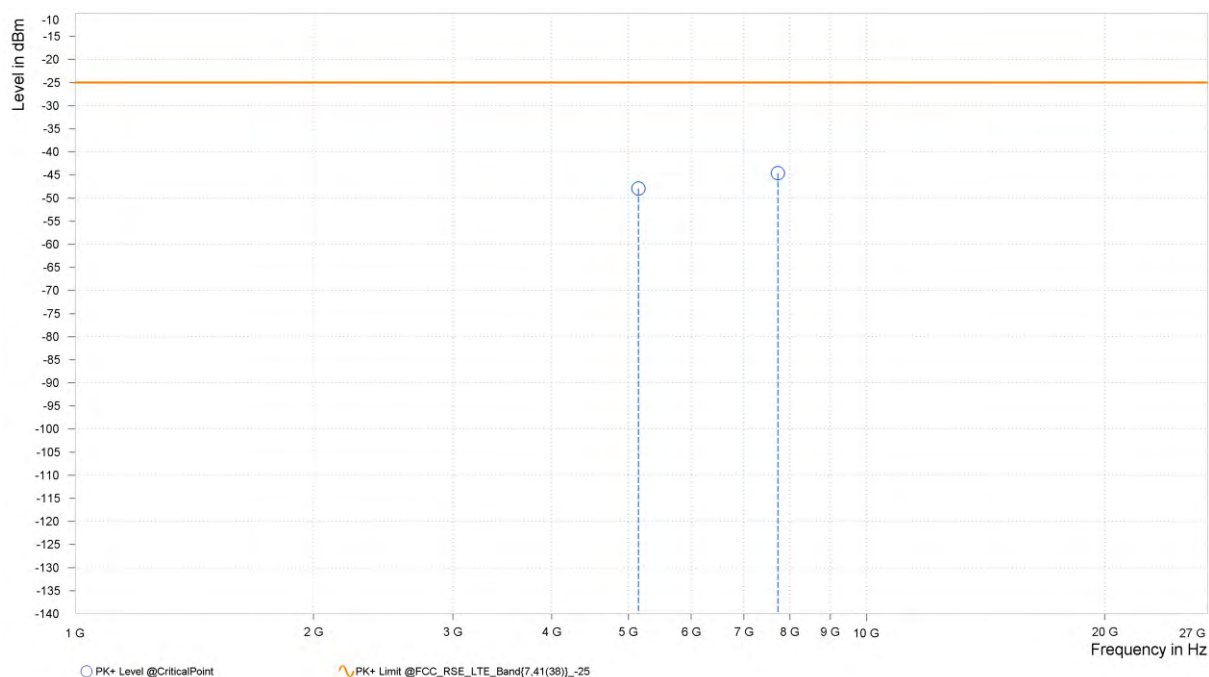
MODE	TX channel 518598	FREQUENCY RANGE	Above 1000MHz
ENVIRONMENTAL CONDITIONS	23deg. C, 70%RH	INPUT POWER	AC 120V/60HZ
TESTED BY	Hanwen Xu		
ANTENNA POLARITY & TEST DISTANCE: HORIZONTAL AT 3 M			

Rg	Frequency [MHz]	PK+ Level [dBm]	PK+ Limit [dBm]	PK+ Margin [dB]	Correction [dB]	Polarization	Azimuth [deg]	Antenna Height [m]
4	5,150.000	-47.83	-25.00	22.83	23.18	H	0.9	2.00
5	7,725.000	-43.52	-25.00	18.52	27.19	H	329.1	1.00



MODE	TX channel 518598	FREQUENCY RANGE	Above 1000MHz
ENVIRONMENTAL CONDITIONS	23deg. C, 70%RH	INPUT POWER	AC 120V/60HZ
TESTED BY	Hanwen Xu		
ANTENNA POLARITY & TEST DISTANCE: VERTICAL AT 3 M			

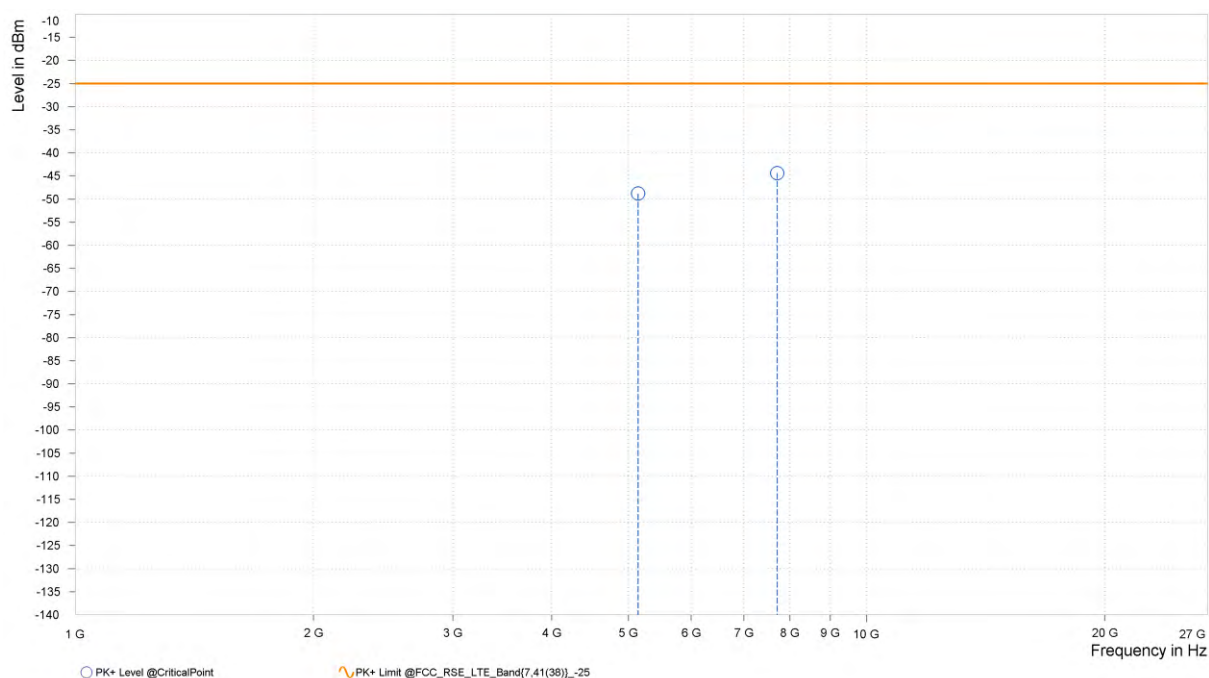
Rg	Frequency [MHz]	PK+ Level [dBm]	PK+ Limit [dBm]	PK+ Margin [dB]	Correction [dB]	Polarization	Azimuth [deg]	Antenna Height [m]
4	5,150.000	-47.96	-25.00	22.96	23.39	V	329.1	1.00
5	7,725.000	-44.61	-25.00	19.61	26.93	V	329	2.00



CHANNEL BANDWIDTH: 50MHz / QPSK

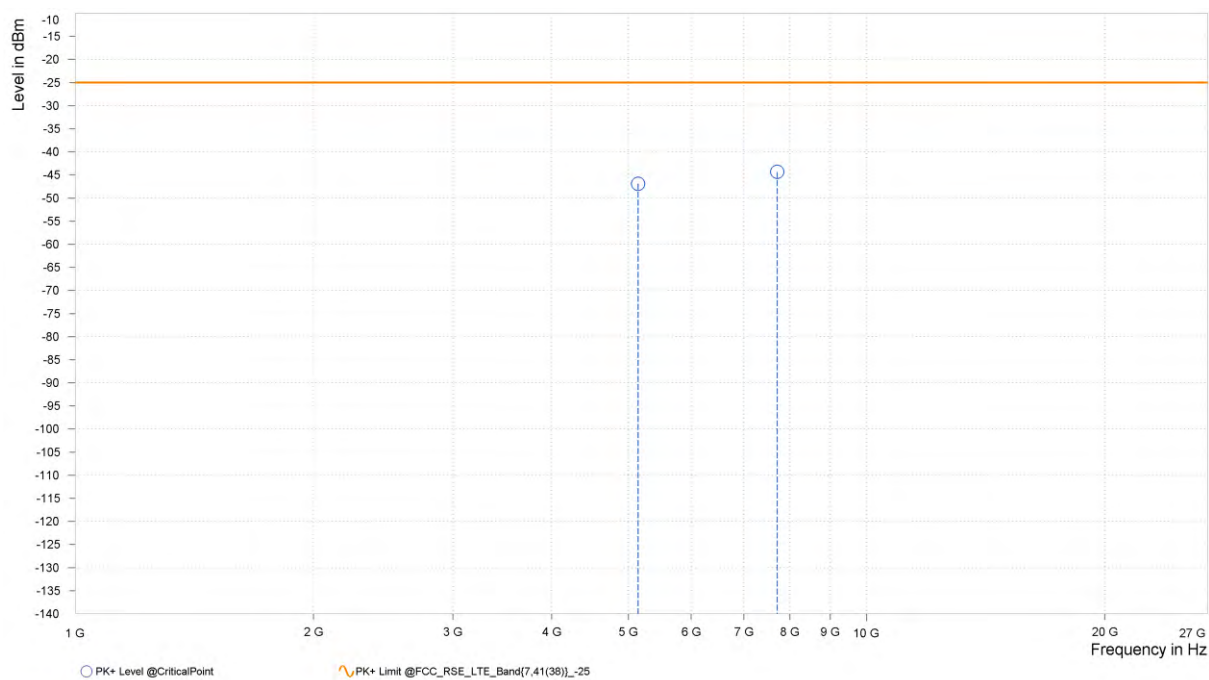
MODE	TX channel 518598	FREQUENCY RANGE	Above 1000MHz
ENVIRONMENTAL CONDITIONS	23deg. C, 70%RH	INPUT POWER	AC 120V/60HZ
TESTED BY	Hanwen Xu		
ANTENNA POLARITY & TEST DISTANCE: HORIZONTAL AT 3 M			

Rg	Frequency [MHz]	PK+ Level [dBm]	PK+ Limit [dBm]	PK+ Margin [dB]	Correction [dB]	Polarization	Azimuth [deg]	Antenna Height [m]
4	5,141.000	-48.82	-25.00	23.82	23.13	H	0.9	2.00
5	7,712.000	-44.39	-25.00	19.39	27.10	H	17.8	2.00



MODE	TX channel 518598	FREQUENCY RANGE	Above 1000MHz
ENVIRONMENTAL CONDITIONS	23deg. C, 70%RH	INPUT POWER	AC 120V/60HZ
TESTED BY	Hanwen Xu		
ANTENNA POLARITY & TEST DISTANCE: VERTICAL AT 3 M			

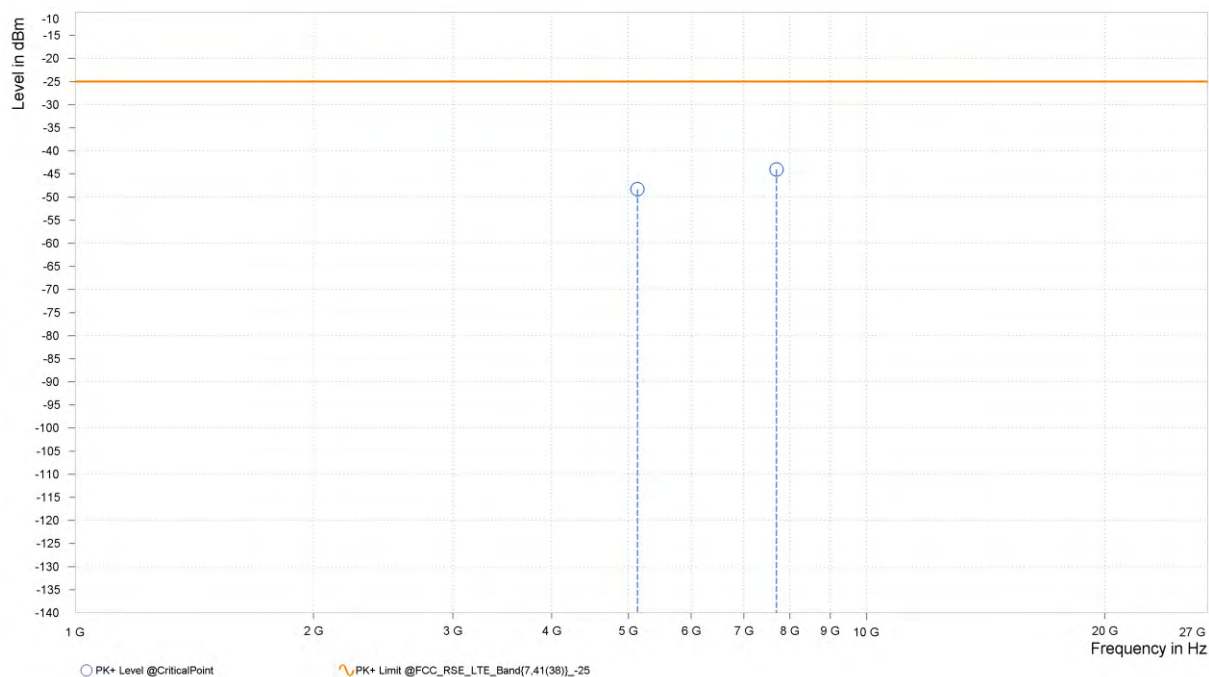
Rg	Frequency [MHz]	PK+ Level [dBm]	PK+ Limit [dBm]	PK+ Margin [dB]	Correction [dB]	Polarization	Azimuth [deg]	Antenna Height [m]
4	5,141.000	-46.90	-25.00	21.90	23.39	V	93.9	2.00
5	7,712.000	-44.33	-25.00	19.33	26.86	V	20.5	2.00



CHANNEL BANDWIDTH: 60MHz / QPSK

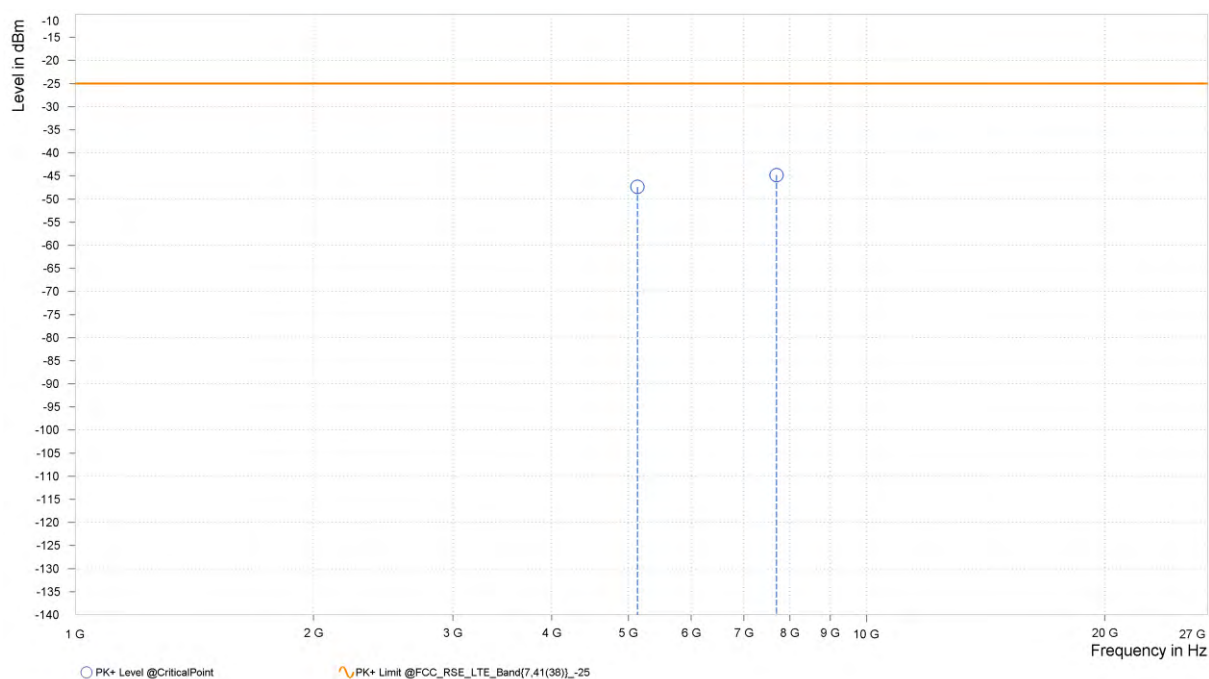
MODE	TX channel 518598	FREQUENCY RANGE	Above 1000MHz
ENVIRONMENTAL CONDITIONS	23deg. C, 70%RH	INPUT POWER	AC 120V/60HZ
TESTED BY	Hanwen Xu		
ANTENNA POLARITY & TEST DISTANCE: HORIZONTAL AT 3 M			

Rg	Frequency [MHz]	PK+ Level [dBm]	PK+ Limit [dBm]	PK+ Margin [dB]	Correction [dB]	Polarization	Azimuth [deg]	Antenna Height [m]
4	5,132.000	-48.30	-25.00	23.30	23.08	H	329.1	1.00
5	7,698.000	-44.01	-25.00	19.01	27.00	H	0.9	2.00



MODE	TX channel 518598	FREQUENCY RANGE	Above 1000MHz
ENVIRONMENTAL CONDITIONS	23deg. C, 70%RH	INPUT POWER	AC 120V/60HZ
TESTED BY	Hanwen Xu		
ANTENNA POLARITY & TEST DISTANCE: VERTICAL AT 3 M			

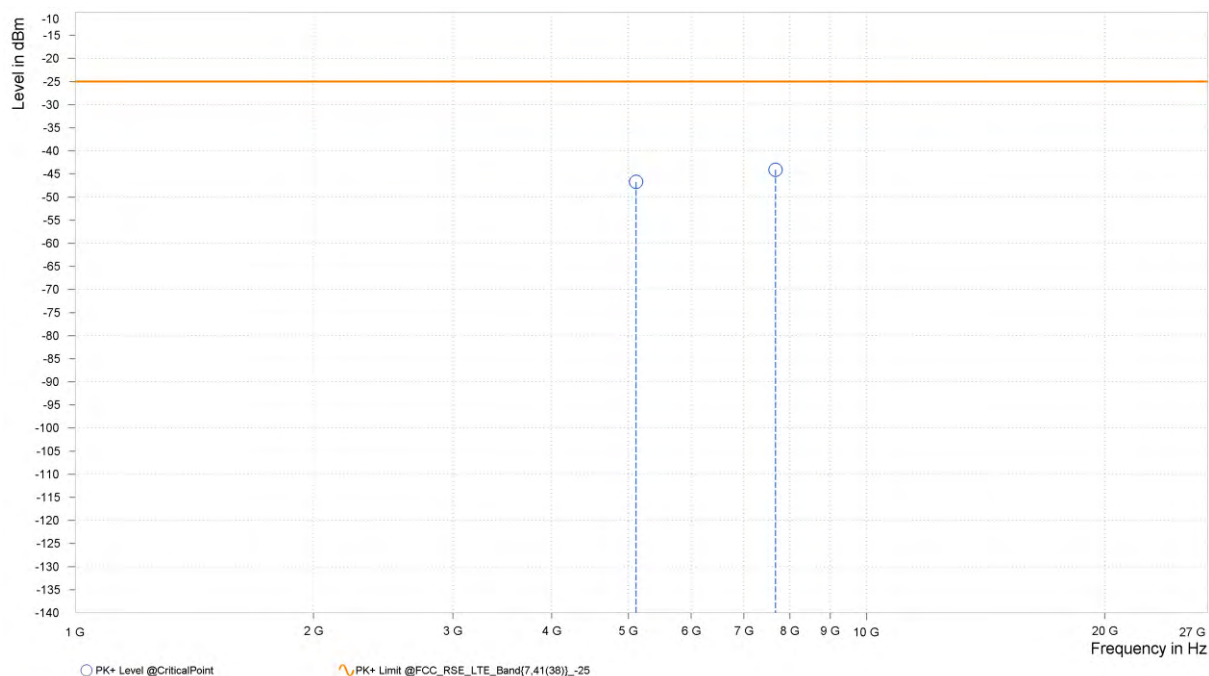
Rg	Frequency [MHz]	PK+ Level [dBm]	PK+ Limit [dBm]	PK+ Margin [dB]	Correction [dB]	Polarization	Azimuth [deg]	Antenna Height [m]
4	5,132.000	-47.37	-25.00	22.37	23.40	V	329.1	1.00
5	7,698.000	-44.81	-25.00	19.81	26.78	V	0.9	2.00



CHANNEL BANDWIDTH: 80MHz / QPSK

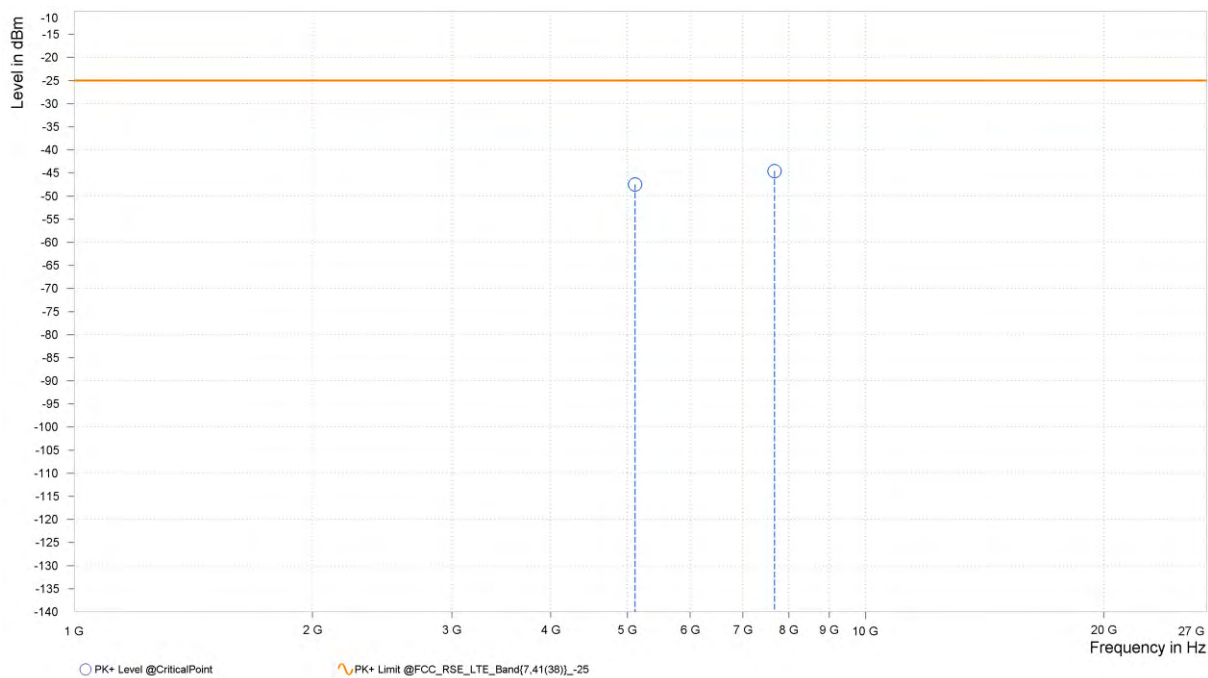
MODE	TX channel 518598	FREQUENCY RANGE	Above 1000MHz
ENVIRONMENTAL CONDITIONS	23deg. C, 70%RH	INPUT POWER	AC 120V/60HZ
TESTED BY	Hanwen Xu		
ANTENNA POLARITY & TEST DISTANCE: HORIZONTAL AT 3 M			

Rg	Frequency [MHz]	PK+ Level [dBm]	PK+ Limit [dBm]	PK+ Margin [dB]	Correction [dB]	Polarization	Azimuth [deg]	Antenna Height [m]
4	5,114.000	-46.71	-25.00	21.71	22.97	H	92.7	2.00
5	7,671.000	-44.09	-25.00	19.09	26.99	H	0.9	2.00



MODE	TX channel 518598	FREQUENCY RANGE	Above 1000MHz
ENVIRONMENTAL CONDITIONS	23deg. C, 70%RH	INPUT POWER	AC 120V/60HZ
TESTED BY	Hanwen Xu		
ANTENNA POLARITY & TEST DISTANCE: VERTICAL AT 3 M			

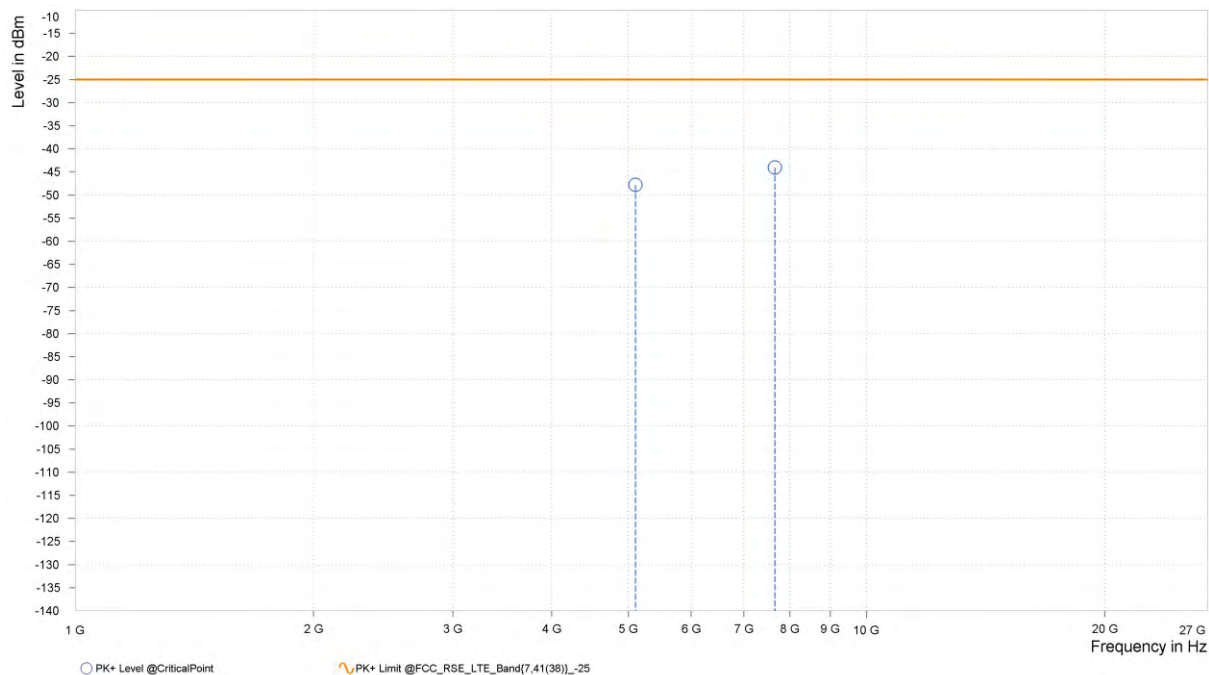
Rg	Frequency [MHz]	PK+ Level [dBm]	PK+ Limit [dBm]	PK+ Margin [dB]	Correction [dB]	Polarization	Azimuth [deg]	Antenna Height [m]
4	5,114.000	-47.50	-25.00	22.50	23.42	V	313.6	1.00
5	7,671.000	-44.61	-25.00	19.61	26.82	V	329	1.00



CHANNEL BANDWIDTH: 90MHz / QPSK

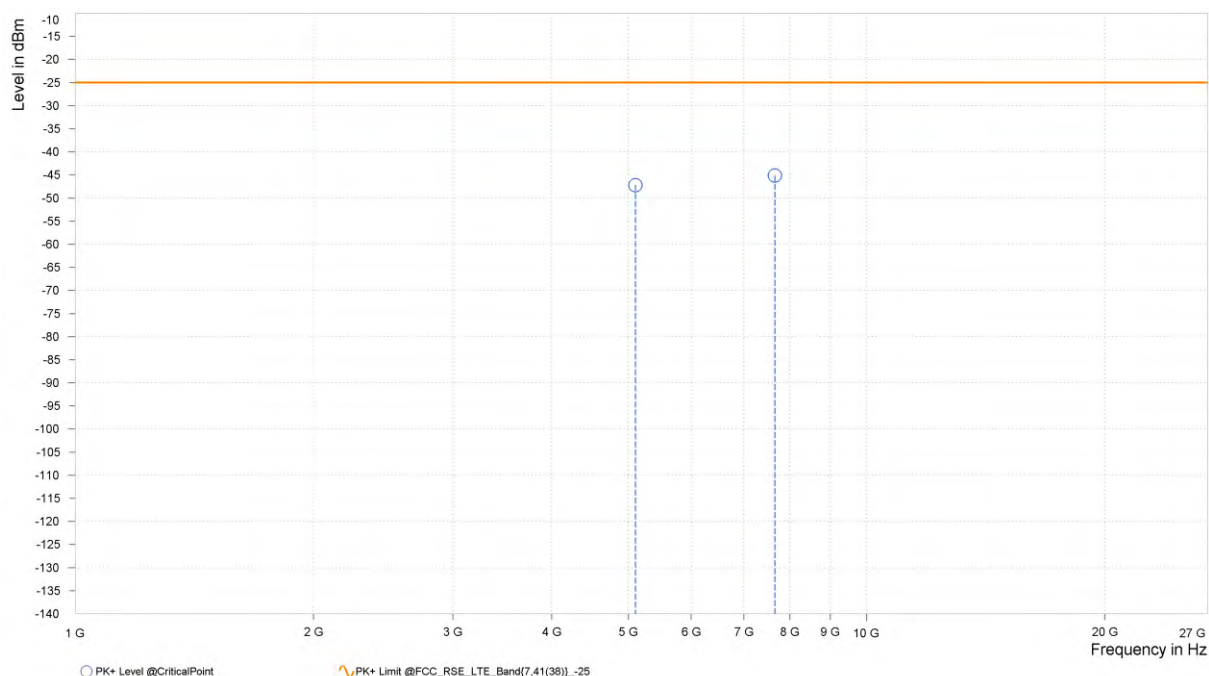
MODE	TX channel 518598	FREQUENCY RANGE	Above 1000MHz
ENVIRONMENTAL CONDITIONS	23deg. C, 70%RH	INPUT POWER	AC 120V/60HZ
TESTED BY	Hanwen Xu		
ANTENNA POLARITY & TEST DISTANCE: HORIZONTAL AT 3 M			

Rg	Frequency [MHz]	PK+ Level [dBm]	PK+ Limit [dBm]	PK+ Margin [dB]	Correction [dB]	Polarization	Azimuth [deg]	Antenna Height [m]
4	5,105.000	-47.82	-25.00	22.82	22.92	H	1	1.00
5	7,657.000	-44.04	-25.00	19.04	27.00	H	17.8	2.00



MODE	TX channel 518598	FREQUENCY RANGE	Above 1000MHz
ENVIRONMENTAL CONDITIONS	23deg. C, 70%RH	INPUT POWER	AC 120V/60HZ
TESTED BY	Hanwen Xu		
ANTENNA POLARITY & TEST DISTANCE: VERTICAL AT 3 M			

Rg	Frequency [MHz]	PK+ Level [dBm]	PK+ Limit [dBm]	PK+ Margin [dB]	Correction [dB]	Polarization	Azimuth [deg]	Antenna Height [m]
4	5,105.000	-47.19	-25.00	22.19	23.43	V	313.6	1.00
5	7,657.000	-45.13	-25.00	20.13	26.85	V	1	1.00



CHANNEL BANDWIDTH: 100MHz / QPSK

MODE	TX channel 518598	FREQUENCY RANGE	Above 1000MHz
ENVIRONMENTAL CONDITIONS	23deg. C, 70%RH	INPUT POWER	AC 120V/60HZ
TESTED BY	Hanwen Xu		
ANTENNA POLARITY & TEST DISTANCE: HORIZONTAL AT 3 M			

Rg	Frequency [MHz]	PK+ Level [dBm]	PK+ Limit [dBm]	PK+ Margin [dB]	Correction [dB]	Polarization	Azimuth [deg]	Antenna Height [m]
4	5,096.000	-47.64	-25.00	22.64	22.91	H	92.8	2.00
5	7,644.000	-45.02	-25.00	20.02	26.98	H	329.1	1.00

