

iKBT70 - QSG - English
Size: 306 x 150 mm (folded 102 x 150 mm)
Material: 85gsm wood free paper
Color: 1C + 1C (black)

Feb. 24, 2023

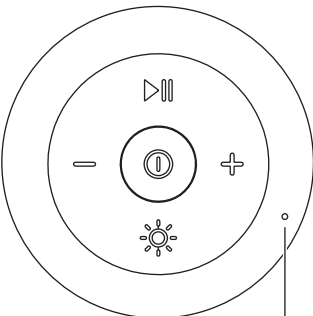
iHome

Model: iKBT70B.EXv23



Controls and Indicators

SPEAKER TOP VIEW



Bluetooth Pairing LED

Power

Press and hold to turn ON/OFF
Short press to switch modes:
Bluetooth, AUX or TF mode

Play/Pause

Short press to play/pause audio
Short press to answer/end phone call
Press and hold to reject incoming call
Double press to redial previous call

Volume Up

Press and hold to increase volume
Short press to skip to next track


Volume Down

Press and hold to decrease volume
Short press to skip to previous track

Light Modes

Short press to cycle through 11
different light modes. Press and hold
to turn light ON/OFF. Double press to
check battery status.

SPEAKER SIDE PANEL



AUX - Connect a 3.5mm audio cable (not included) to the
AUX jack on the speaker, and the other end to your audio
device to play audio without using Bluetooth.

TF - Insert a TF or SD card to play audio files.

DC5V Charging Port - Connect the included USB-C
charging cable to charge the speaker.

MICROPHONE CONTROLS

Power Button - press and hold to turn ON/OFF
- short press to mute/unmute mic

Volume Up - short press to increase mic volume

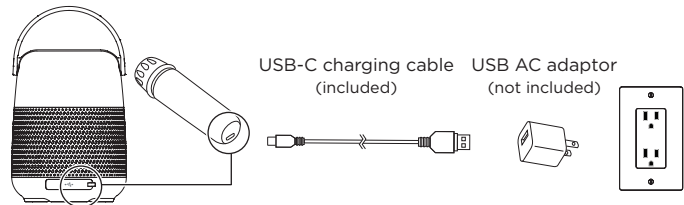
Volume Down - short press to decrease mic volume

Voice Effects - short press to cycle through 5 vocal effects

LED Indicator - red = charging / blue = Bluetooth connected

USB Charging Port

Charging the Speaker and Microphone



To charge the battery, connect the larger plug of the included USB-C
charging cable to the powered USB port of a computer or a USB/AC
adaptor, and then connect the smaller plug to the USB-C charging port on
the side of the speaker, and the bottom of the microphone.

(Note: The speaker and microphone must be charged separately.)

The Charging Indicator will glow red while charging. The indicator will turn
off when the unit is fully charged and ready to use.

Connecting to Bluetooth

The first time the speaker is powered on, it will enter auto-pairing mode,
indicated by flashing red and blue LEDs.

1. Make sure Bluetooth is enabled on your device (check in Settings).
2. "iHome iKBT70" will appear on your device's Bluetooth menu.
3. Select "iHome iKBT70" to complete pairing.

Manual Pairing: Press and hold the **Play/Pause Button** for 2 seconds to
enter pairing mode. Follow steps 1-3 above to complete pairing. To reset
pairing table, press and hold the **Play/Pause Button** for 10 seconds.

IMPORTANT SAFETY INSTRUCTIONS

Please heed all warnings, read and follow all instructions in their entirety before using or
charging the device. Failure to do so may result in personal injury or property damage if
used improperly. Keep these instructions handy for future reference. This device uses an
internal non- replaceable, rechargeable lithium battery that should last the lifetime of the
device. If you suspect that your battery maybe dead, try charging it for an extended period
of time or try resetting the unit.

1. Do not block any ventilation openings. Install in accordance with the manufacturer's
instructions.
2. Heat - The speaker and microphone should be situated away from heat sources such
as radiators, heat registers, stoves or other appliances (including amplifiers) that
produce heat.
3. Only use attachments/accessories specified by the manufacturer.
4. Unplug this product during lightning storms or when unused for long periods of time.
5. Damage Requiring Service - This product should be serviced by qualified service
personnel when:
 - Plug has been damaged.
 - Objects have fallen into or liquid has been spilled into the enclosure.
 - The unit has been dropped or the enclosure damaged.
 - The unit exhibits a marked change in performance or does not operate normally.
6. No naked flame sources, such as lighted candles, should be placed on this product.
7. Attention should be drawn to the environmental aspects of battery disposal.
8. This product is suitable for use in tropical and/or moderate climates.
9. Do not dispose of batteries in the household trash or fire.
10. If the unit is to be unused for an extended period of time, such as a month or longer,
charge the unit fully before storage.
11. Always use a UL/ETL certified charging adapter (not included), and the supplied USB
charging cable.

WARNING: To reduce the risk of fire or electric shock, do not expose this product to rain
or moisture.

WARNING/DISPOSAL OF UNIT

Do NOT attempt to change the battery. Doing so will void the warranty and could cause
injury and damage to your device. To dispose of the unit, follow the instructions below:

- Never dispose of used batteries/electronics with ordinary solid wastes, since they may
contain toxic substances.
- Always dispose of used batteries/electronics in accordance with the prevailing commu-
nity regulations.
- Many electronics retailers now recycle batteries and other electronic components at no
charge. Visit www.call2recycle.org for more information.

GENERAL BATTERY PRECAUTIONS

- Never use or charge a battery if it appears to be leaking, discolored, deformed, or in any
way abnormal.
- Rechargeable batteries are only to be charged under adult supervision.
- Always charge Lithium batteries on surfaces that won't catch on fire such as cement,
steel, ceramic or stone. Wooden tables and carpeted floors are not recommended
charging surfaces.
- Never leave a charging lithium device unattended.
- Never disassemble the unit or attempt to remove battery as that could cause leakage of
alkaline solution or other electrolytic substances.
- Avoid charging a rechargeable battery when the temperature is not within 5°C - 35°C
(41° - 95° Fahrenheit).
- Never expose a battery to any liquid.
- Never expose a battery to excessive heat such as direct sunlight or fire. Never use or
store a battery device in an unventilated vehicle where excessive internal temperatures
may be encountered.
- Always keep batteries out of the reach of infants and small children.
- Do not charge batteries near flammable products or liquid.
- This product is NOT a toy.

FCC Information

This equipment complies with FCC RF radiation exposure limits set forth for an
uncontrolled environment.
This device complies with Part 15 of the FCC Rules, operation is subject to the following
two conditions:

- (1) This device may not cause harmful interference, and (2) this device must accept any
interference received, including interference that may cause undesired operation.
- Warning: Changes or modifications to this unit not expressly approved by the party
responsible for compliance could void the user's authority to operate the equipment.
- NOTE: This equipment has been tested and found to comply with the limits for a Class B
digital device, pursuant to Part 15 of the FCC Rules.

These limits are designed to provide reasonable protection against harmful interference in
a residential installation. This equipment generates, uses and can radiate radio frequency
energy and, if not installed and used in accordance with the instructions, may cause
harmful interference to radio communications.

However, there is no guarantee that interference will not occur in a particular installation.
If this equipment does cause harmful interference to radio or television reception, which
can be determined by turning the equipment off and on, the user is encouraged to try to
correct the interference by one or more of the following measures:

- Reorient or relocate the receiving antenna.
- Increase the separation between the equipment and receiver.
- Connect the equipment into an outlet on a circuit different from that to which the
receiver is connected.
- Consult the dealer or an experienced radio/TV technician for help.

ISED Statement

This device contains licence-exempt transmitter(s)/receiver(s) that comply with
Innovation, Science and Economic Development Canada's licence-exempt RSS(s).
Operation is subject to the following two conditions:

- (1) This device may not cause interference.
- (2) This device must accept any interference, including interference that may cause
undesired operation of the device.

The device comply with ISED RF exposure requirement, users can obtain Canadian
information on RF exposure and compliance.

This equipment complies with IC RSS-102 radiation exposure limits set forth for an
uncontrolled environment.

Any Changes or modifications not expressly approved by the party responsible for
compliance could void the user's authority to operate the equipment.

L'émetteur/récepteur exempt de licence contenu dans le présent appareil est conforme
aux CNR d'Innovation, Sciences et Développement économique Canada applicables aux
appareils radio exempts de licence. L'exploitation est autorisée aux deux conditions
suivantes :

- (1) L'appareil ne doit pas produire de brouillage;
- (2) L'appareil doit accepter tout brouillage radioélectrique subi, même si le brouillage est
susceptible d'en compromettre le fonctionnement.

L'appareil est conforme aux exigences d'exposition RF ISED, les utilisateurs peuvent
obtenir des informations canadiennes sur l'exposition aux RF et la conformité.

Cet équipement est conforme aux limites d'exposition aux radiations IC CNR-102 établies
pour un environnement non contrôlé.

Tout changement ou modification non expressément approuvé par la partie responsable
de la conformité pourrait annuler le droit de l'utilisateur à utiliser l'équipement.

CAN ICES-3 (B) / NMB-3(B)

One Year Limited Warranty

iHome Products, a division of SDI Technologies Inc. (hereafter referred to as SDI), warrants
this product to be free from defects in workmanship and materials, under normal use and
conditions, for a period of one (1) year from the date of original purchase. Should this
product fail to function in a satisfactory manner, it is best to first return it to the store
where it was originally purchased. Should this fail to resolve the matter and service still be
required by reason of any defect or malfunction during the warranty period, SDI will repair
or, at its discretion, replace this product without charge. This decision is subject to
verification of the defect or malfunction upon delivery of this product to the Factory
Service Center authorized by Customer Service. If service is required, please contact
Customer Service at ihome.com/support to obtain a Return Authorization Number and
shipping instructions.

Disclaimer of Warranty

NOTE: This warranty is valid only if the product is used for the purpose for which it was
designed. It does not cover (i) products which have been damaged by negligence or
willful actions, misuse or accident, or which have been modified or repaired by
unauthorized persons; (ii) cracked or broken cabinets, or units damaged by excessive
heat; (iii) damage to digital media players, CD's or tape cassettes (if applicable); (iv) the
cost of shipping this product to the Factory Service Center and its return to the owner.

This warranty is valid only in the United States of America and does not extend to owners
of the product other than to the original purchaser. In no event will SDI or any of its
affiliates, contractors, resellers, their officers, directors, shareholders, members or agents
be liable to you or any third party for any consequential or incidental damages, any lost
profits, actual, exemplary or punitive damages. (Some states do not allow limitations on
implied warranties or exclusion of consequential damages, so these restrictions may not
apply to you.) This warranty gives you specific legal rights, and you may also have other
rights which vary from state to state. Your acknowledgment and agreement to fully and
completely abide by the above mentioned disclaimer of warranty is contractually binding
to you upon your transfer of currency (money order, cashier's check, or credit card) for
purchase of your SDI product.



© 2023 SDI Technologies, Inc.
All rights reserved

iKBT70_QSG_022423-A

Printed in China