

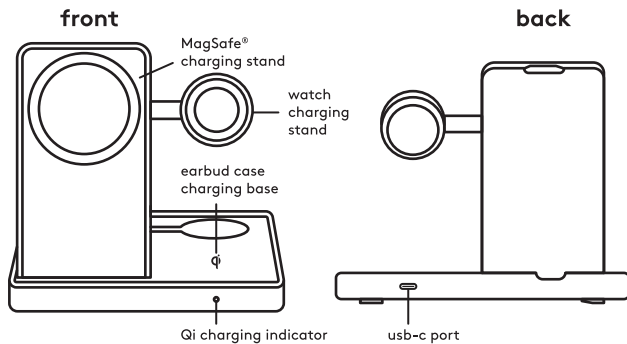


-  Pantone Black C
-  Cut Line

3-in-1 multi-charger



quick tips

- Alignment matters - centering the device on the charging surface ensures the fastest and most efficient charge
- Thick cases as well as some materials can interfere with MagSafe® and wireless charging
- Not all devices can use MagSafe® or wireless charging; if you are unsure if your device has this capability refer to the manufacturer's user manual
- This is a high speed wireless charger, make the most of the charger by using the USB-C cable and Power Delivery wall plug that were packaged with it; using a different charging cable or power source may charge your device at a slower speed

included

- Wireless charger with MagSafe® charger
- USB-C to USB-C charging cable
- Power Delivery wall plug

indicators - Qi charging only

- Solid Red - Charging your device
- * Flashing Red - Foreign object detection, pieces of metal or other materials may cause overheating and damage your charger, phone, watch or earbud case; remove them immediately

charging


- Place the charger on a sturdy flat surface, and raise the charging stand; you can still use the charging station without raising the charging stand
- Plug the wall plug into an outlet and the USB-C cable into the wall plug and charger
- If you need to use a different power source make sure it is a USB power supply of DC 12V 2.5A minimum warning: please use UL compliant power supply
- Place your device onto the proper charging surface and align the device with the center of the charging surface or the device will not charge
- Remove credit cards or any card with a magnetic strip to prevent damage to the cards before charging
- The MagSafe® charging stand allows for wireless charging up to 15W; the watch charging stand and earbud case charger allows for wireless charging up to 5W
- Remove the phone from the charging stand before changing the orientation of the phone
- Charge time will vary by device

front

4 in

troubleshooting

- If you're having issues charging use the tips below to help:



- Double check that the USB-C cable and Power Delivery wall plug are plugged in
- Certain cases may interfere with MagSafe® and wireless charging; remove the cases for best results
- Double check the placement of the device on the chargers; for best results, the center of the devices should be on the center of the chargers
- MagSafe® charging is compatible with iPhone® 12 and newer iPhones®; wireless earbud case charging is compatible with AirPods® with wireless charging cases, AirPods Pro® and other Qi-enabled devices; please consult your device's user manual if you are unsure if your device is compatible
- When using the charging earbud case, the device may still charge when not properly centered; as long as the indicator light is red, your device is charging

need some help?

Can't get it to charge? Just have a question?



call us at: 877-698-4883 or: 877-MyTgtTech



e-mail us at: TargetTechSupport.com

safety

- Remove credit cards and other cards with magnetic strips to prevent damage to the cards
- Keep the charger away from heat and direct sunlight
- Do not modify or repair this device
- Do not use in high temperatures or extreme weather
- Do not use chemical detergents to clean your device, use a soft dry cloth
- Immediately unplug it from its power source if it gets wet

heyday™

FCC ID: 2A023-GIC37 Model: GIC37 Input: 12V=2.5A, 15V=2A MagSafe Output: 15W Apple Watch or AirPods Output: 5W (for each)
Made in Vietnam

This device complies with Part 15 of the FCC rules. Operation is subject to the following two conditions: 1) this device may not cause harmful interference, and 2) this device must accept any interference received, including interference that may cause undesired operation.

Warning: Changes or modifications to this unit not expressly approved by the party responsible for compliance could void the user's authority to operate the equipment.

NOTE: This equipment has been tested and found to comply with the limits for a Class B digital device, pursuant to Part 15 of the FCC Rules. These limits are designed to provide reasonable protection against harmful interference in a residential installation. This equipment generates, uses and can radiate radio frequency energy and, if not installed and used in accordance with the instructions, may cause harmful interference to radio communications.

However, there is no guarantee that interference will not occur in a particular installation. If this equipment does cause harmful interference to radio or television reception, which can be determined by turning the equipment off and on, the user is encouraged to try to correct the interference by one or more of the following measures:

- Reorient or relocate the receiving antenna.
- Increase the separation between the equipment and receiver.
- Connect the equipment into an outlet on a circuit different from that to which the receiver is connected.
- Consult the dealer or an experienced radio/TV technician for help.

This equipment complies with FCC radiation exposure limits set forth for an uncontrolled environment. This equipment should be installed and operated with minimum distance 20cm between the radiator and your body. This transmitter must not be co-located or operating in conjunction with any other antenna or transmitter.

Target Corp. Mpls. MN, 55403 Phone: 612-304-6073

For qualified repair specialists requesting repair information and parts please contact the original manufacturer at customersupport@gemshindays.com

back