
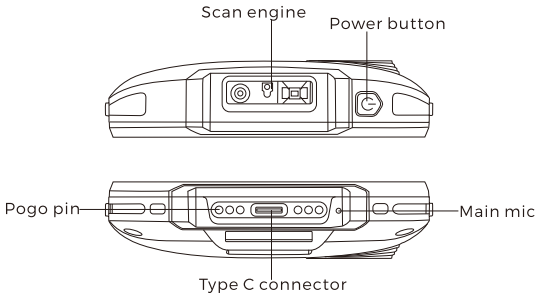
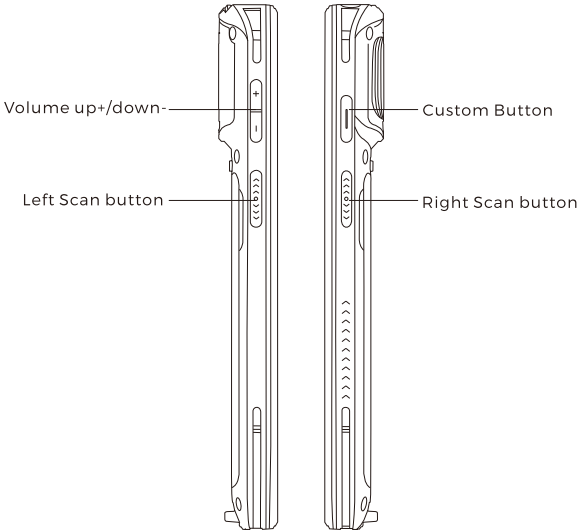
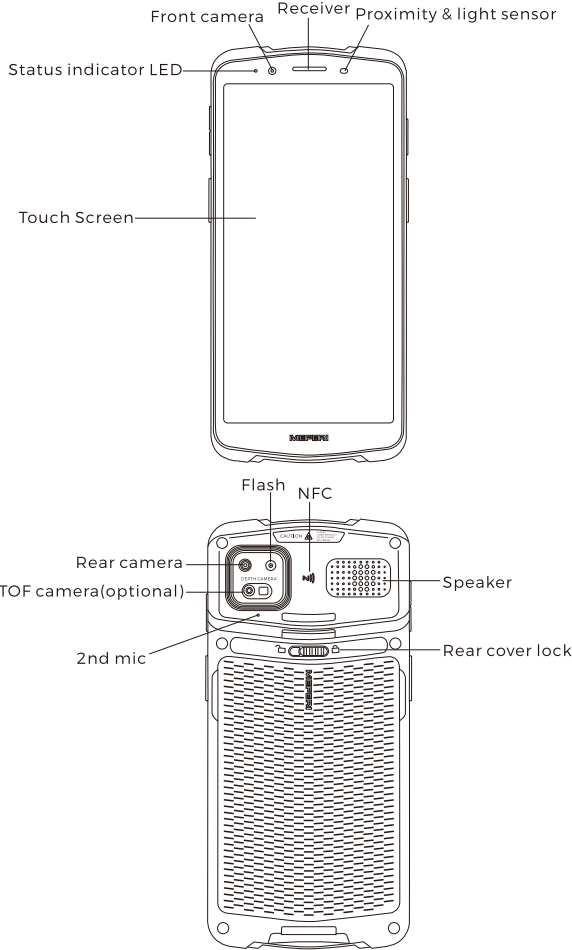


ME61
Mobile Computer
Quick Start Guide



Overview



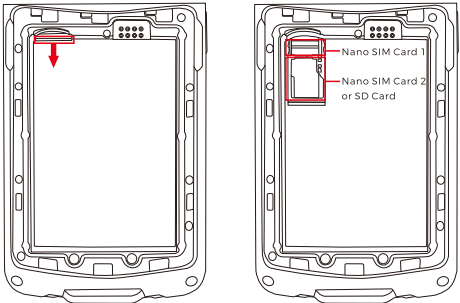
Package Contents

- Device×1
- Battery×1
- Power Adapter×1
- USB Cable×1
- Wearable strap×1
- Quick Start Guide×1

Instructions for Unpacking

SIM Card Installing

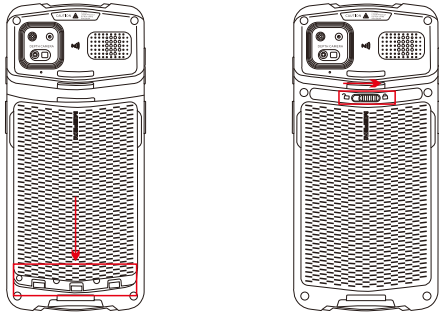
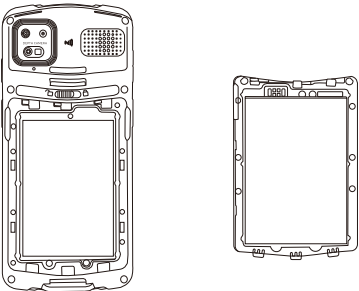
Use the silver tab on the upper left corner to pull out the SIM card holder. Put the SIM card into the corresponding slot (as shown in the picture). Push the holder fully into:



Note: The version with esim card does not support sim card 2.

Battery Installing

Align the battery into the battery compartment and press the battery firmly, then slide the rear cover lock to the right until it locks.



Note: Overexertion should be avoid when installing or removing the battery.

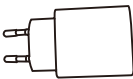
Instructions for Charging

Connect the USB-A port to the adapter, and the other end to the device.

Input: 100-240V-50/60Hz 0.6A

Output: 9.0V~2.0A

5.0V~2.0A



Power Adapter






USB Cable

Power Options

- Power on: Press and hold the power button until you see a splash on the device.
- Power off: Press and hold the power button until the pop-up reminder appears and then click "Power off".
- Forced restart: Press and hold the power button for 10 seconds.
- Fast start: The battery can be replaced within 5 minutes when the power is on, and it can be activated immediately after pressing the power button.


Indicator

Battery		Full power
		Medium power
		Low power
		Good signal

Network Signal		Unstable signal
	NONE	SIM card not installed.
		No service.
WiFi		WiFi connected
	NONE	WiFi switched off

Scan barcode

Open the ScanEdge, point the scan head (laser) at the code, press the scan button of the device, and the scan result will be output to the test whiteboard.



Precautions

- 1. Read all information in this guide before using the device to ensure safe and proper operation.
- 2.Please use the accessories that have been approved by MEFERI and corresponds to this model. Use of any power source, charger, battery, etc. that has not been approved by MEFERI may cause a fire, explosion, or other hazards.
- 3. Please use device and accessories within the specified temperature range. Equipment failure may occur when the ambient temperature is too high or too low.
- 4. If the battery is not detachable, please don't replace the battery by yourself in case of any damage to the battery or the device. The battery shall be replaced by authorized service centers only.
- 5. Do not disassemble the product and its accessories. If the device or any of its components are not working properly, please contact and consult our after-sales service center, or send the device to our after-sales service outlets for testing and servicing.
- 6. If the battery shows abnormal signs of peculiar smell, overheat, color change, distortion or leakage, remove the battery from the charger or the device immediately and stop using it.

- 7. The battery is made from a flammable and explosive material. Do not disassemble, squeeze, drop and make any other destructive operations on the battery. Do not place the battery in high temperature.
- 8. Disposal of used batteries is subject to local relevant documents or policies regarding disposal of used batteries.

Warranty Policy

Warranty terms:

- 1. Under normal circumstances, the warranty period of the device is 12 months, 3 months for accessories, subject to the sales agreement.
- 2. During the product warranty period, under the normal use conditions (determined by our technical staff), the user will be entitled to a free warranty for damaged or faulty warranty parts.
- 3. During the warranty period, faults caused by repair, disassembly or modification of the product by a personnel other than our company, improper installation, improper use by the user (failure to follow instructions), serial number damage, accident or natural disaster, will not be covered under the warranty.
- 4. The warranty will expire immediately if any alterations are made to the warranty card.
- 5. Please show the equipment SN and purchase certificate for repair. The company reserves the right to interpret the above contents.
- 6. If you have trouble using the device, please e-mail to meferi@meferi.com.

NB

This product complies with the radio interference requirements of the European Community.

Product name: Mobile Computer
Product model: ME61
Manufacturer: Meferi Technologies Co.,Ltd.
Frequency Range: 2.402GHZ-2.480GHZ,2412-2472MHz,5.15GHZ-5.25GHZ, 5.25GHZ-5.35GHZ,5.47GHZ-5.725GHZ,5.725GHZ-5.85GHZ, NFC 13.56MHZ,GSM900: 880 -915 MHz,DCS1800: 1710 -1785 MHz,

WCDMA Band I: 1920-1980 MHZ, WCDMA Band VIII: 880-915MHZ, FDD Band1: 1920-1980 MHZ,FDD Band3: 1710-1785 MHz,FDD Band7: 2500-2570 MHZ,FDD Band8: 880-915 MHz,FDD Band20: 832-862 MHz,FDD Band28: 703-748 MHz,TDD Band34: 2010-2025 MHz,TDD Band38: 2570-2620 MHz,TDD Band40: 2300-2400 MHz.

Max. Transmit Power: Frequency Range: 2.402GHZ-2.480GHZ,4.08dBm Max,2412-2472MHz,15.52dBm Max , 5.15GHZ-5.25GHZ,15. 33dBm Max ,5.25GHZ-5.35GHZ,17.11dBm Max ,5.47GHZ-5.725GHZ,17.67dBm Max ,5.725GHZ-5.85GHZ,12.91dBm Max ,NFC 13.56MHZ,22.41 dBuA/m@10m Max ,GSM900: 880 -915 MHz,34.88dBm Max,DCS1800: 1710 -1785 MHz,31.47dBm Max,WCDMA Band I: 1920-1980 MHZ, 21.46dBm Max,WCDMA Band VIII: 880-915MHZ,22.27dBm Max,FDD Band1: 1920-1980 MHz,23.30dBm Max,FDD Band3: 1710-1785 MHZ, 23.26dBm Max,FDD Band7: 2500-2570 MHz,22.81dBm Max,FDD Band8: 880-915 MHz,23.58dBm Max,FDD Band20: 832-862 MHz,23.72dBm Max,FDD Band28: 703-748 MHz,23.95dBm Max,TDD Band34: 2010-2025 MHz,22.31dBm Max,TDD Band38: 2570-2620 MHz,22.68dBm Max,TDD Band40: 2300-2400 MHZ, 22.68dBm Max.

SIMPLIFIED EU DECLARATION OF CONFORMITY

The simplified EU declaration of conformity referred to in Article 10(9) shall be provided as follows:
Hereby, Meferi Technologies Co.,Ltd. declares that radio equipment type ME61 is in compliance with Directive 2014/53/EU, and this product is allowed to be used in all EU member states. The full text of the EU declaration of conformity is available at following
This product can be used across EU member states.
EUT Operating temperature: -10~45℃

FCC STATEMENT

This device complies with Part 15 of the FCC Rules. Operation is subject to the following two conditions:
This device may not cause harmful interference, and This device must accept any interference received, including interference that may cause undesired operation. Warning: Changes or modifications not expressly approved by the party responsible for compliance could void the user's authority to operate the equipment.

NOTE: This equipment has been tested and found to comply with the limits for a Class B digital device, pursuant to Part 15 of the FCC Rules. These limits are designed to provide reasonable protection against harmful interference in a residential installation. This equipment generates uses and can radiate radio frequency energy and, if not installed and used in accordance with the instructions, may cause harmful interference to radiocommunications. However, there is no guarantee that interference will not occur in a particular installation. If this equipment does cause harmful interference to radio or television reception, which can be determined by turning the equipment off and on, the user is encouraged to try to correct the interference by one or more of the following measures:
Reorient or relocate the receiving antenna.
Increase the separation between the equipment and receiver.
Connect the equipment into an outlet on a circuit different from that to which the receiver is connected.

Consult the dealer or an experienced radio/TV technician for help.
This SMARTPHONE meets the government's requirements for exposure to radio waves. The guidelines are based on standards that were developed by independent scientific organizations through periodic and thorough evaluation of scientific studies. The standards include a substantial safety margin designed to assure the safety of all persons regardless of age or health.
FCC RF Exposure Inform

This Device meets the government's requirements for exposure to radio waves. The guidelines are based on standards that were developed by independent scientific organizations through periodic and thorough evaluation of scientific studies. The standards include a substantial safety margin designed to assure the safety of all persons regardless of age or health. FCC RF Exposure Information and Statement the SAR limit of USA (FCC) is 1.6 W/kg averaged over one gram of tissue. Device types: Device has also been tested against this SAR limit. This device was tested for typical body-worn operations with the back of the device kept 10mm from the body. To maintain compliance with FCC RF exposure requirements, use accessories that maintain an 10mm separation distance between the user's body and the back of the device. The use of belt clips, holsters and similar accessories should not contain metallic components in its assembly. The use of accessories that do not satisfy these requirements may not comply with FCC RF exposure requirements, and should be avoided.

USA AGENT:

Company Name: Wilson Tech Service LLC
Address:1312 17th Street Suite 692, Denver, CO, 80202, US
Contact Name: Wilson Cheung
Tel/Fax:+1-716-965-5112
E-mail:Wilson.Cheung.FDA@gmail.com