

Plot 8-507. Conducted Spurious Emission Plot
9 kHz to 150 kHz
(MSR 3C_DSS B(n)5_2C_10M+10M+LTE B5_1C_5M_2T_QPSK-Mid Channel, Port 0)



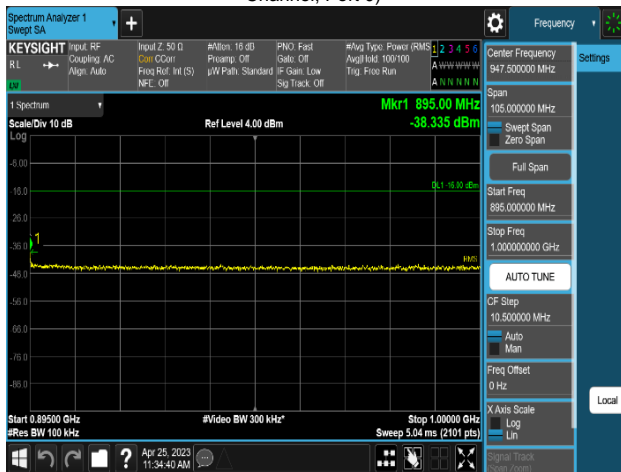
Plot 8-508. Conducted Spurious Emission Plot
150 kHz to 30 MHz
(MSR 3C_DSS B(n)5_2C_10M+10M+LTE B5_1C_5M_2T_QPSK-Mid Channel, Port 0)



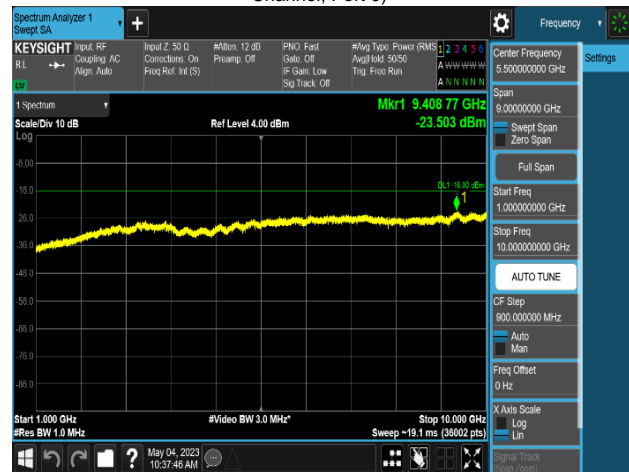
Plot 8-509. Conducted Spurious Emission Plot
30 MHz to 858 MHz
(MSR 3C_DSS B(n)5_2C_10M+10M+LTE B5_1C_5M_2T_QPSK-Mid Channel, Port 0)



Plot 8-510. Conducted Spurious Emission Plot
858 MHz to 868 MHz
(MSR 3C_DSS B(n)5_2C_10M+10M+LTE B5_1C_5M_2T_QPSK-Mid Channel, Port 0)



Plot 8-511. Conducted Spurious Emission Plot
895 MHz to 1 GHz
(MSR 3C_DSS B(n)5_2C_10M+10M+LTE B5_1C_5M_2T_QPSK-Mid Channel, Port 0)

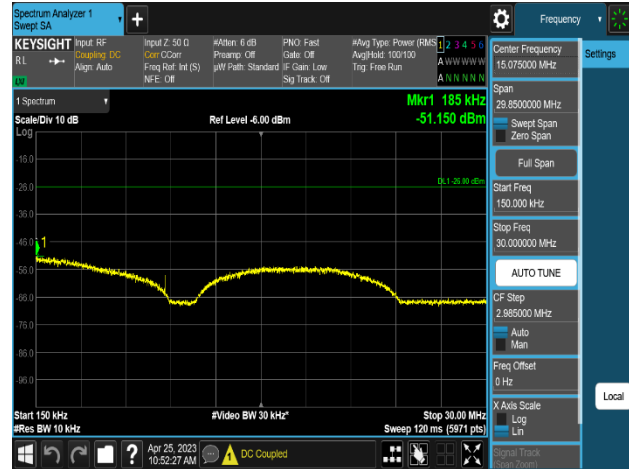


Plot 8-512. Conducted Spurious Emission Plot
1 GHz to 10 GHz
(MSR 3C_DSS B(n)5_2C_10M+10M+LTE B5_1C_5M_2T_QPSK-Mid Channel, Port 0)

FCC ID: A3LRF4461D-13A		MEASUREMENT REPORT (CERTIFICATION)		Approved by: Technical Manager
Test Report S/N: 8K23040701-00-R2.A3L	Test Dates: 04/12/2023 - 05/26/2023	EUT Type: RRU(RF4461d)		Page 306 of 394



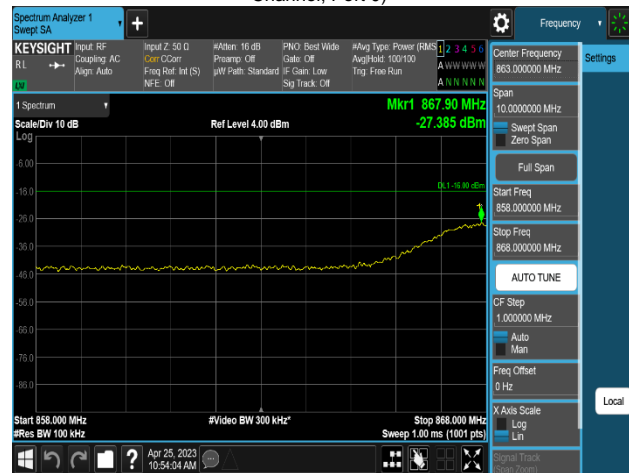
Plot 8-513. Conducted Spurious Emission Plot
9 kHz to 150 kHz
(MSR 2NC_DSS B(n)5_1C_10M+LTE B5_1C_5M_2T_QPSK-Mid
Channel, Port 0)



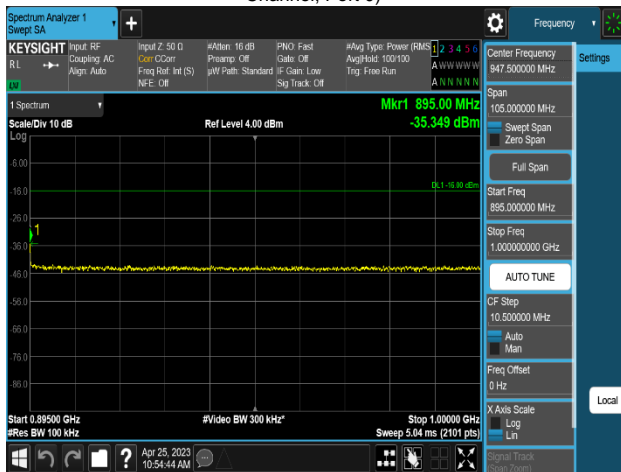
Plot 8-514. Conducted Spurious Emission Plot
150 kHz to 30 MHz
(MSR 2NC_DSS B(n)5_1C_10M+LTE B5_1C_5M_2T_QPSK-Mid
Channel, Port 0)



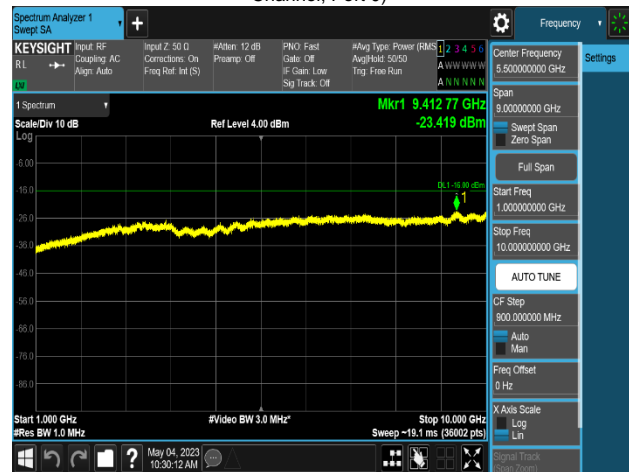
Plot 8-515. Conducted Spurious Emission Plot
30 MHz to 858 MHz
(MSR 2NC_DSS B(n)5_1C_10M+LTE B5_1C_5M_2T_QPSK-Mid
Channel, Port 0)



Plot 8-516. Conducted Spurious Emission Plot
858 MHz to 868 MHz
(MSR 2NC_DSS B(n)5_1C_10M+LTE B5_1C_5M_2T_QPSK-Mid
Channel, Port 0)

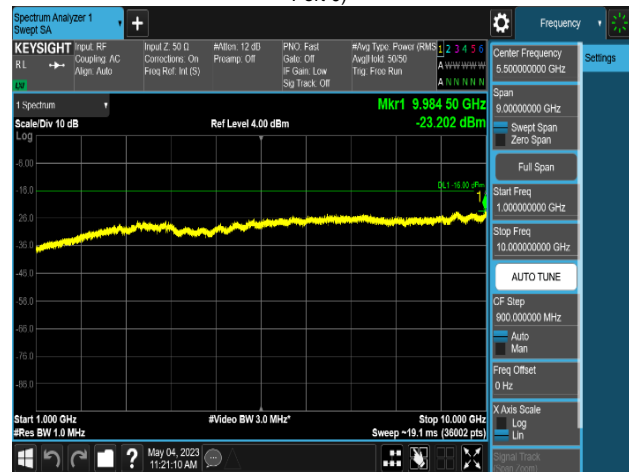
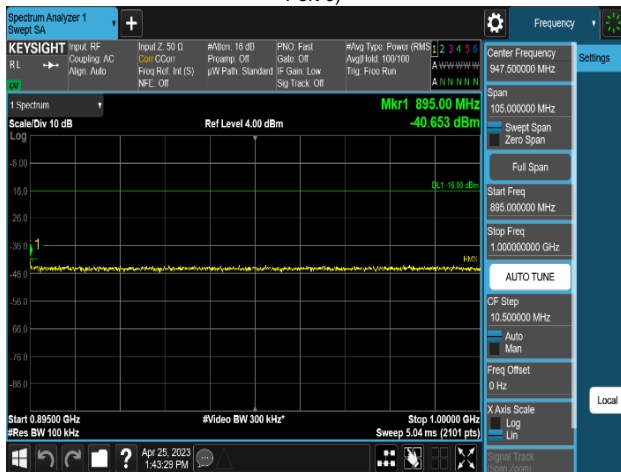
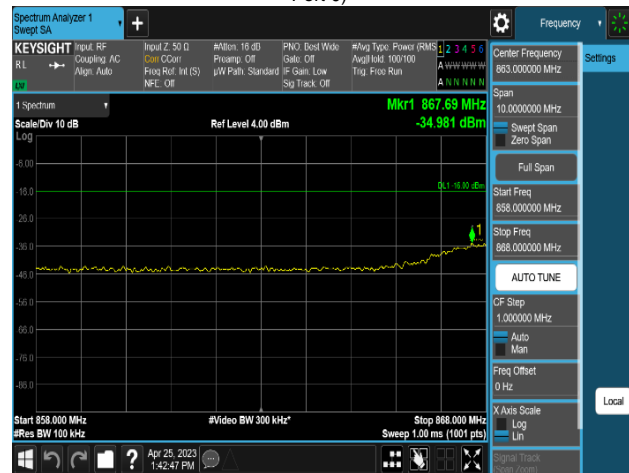
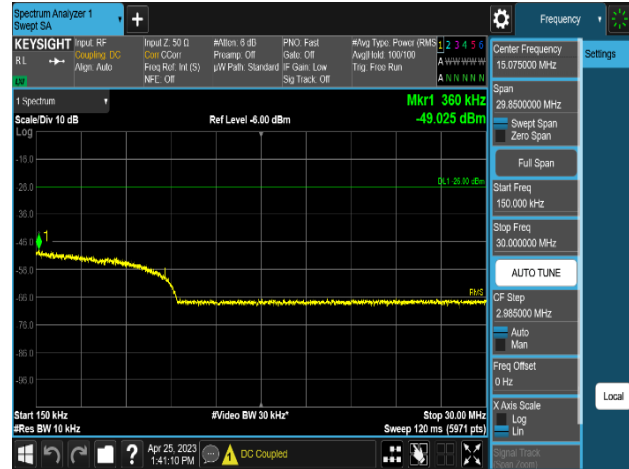
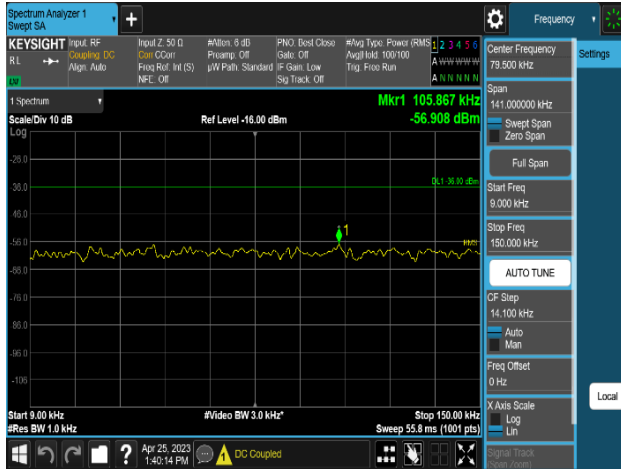


Plot 8-517. Conducted Spurious Emission Plot
895 MHz to 1 GHz
(MSR 2NC_DSS B(n)5_1C_10M+LTE B5_1C_5M_2T_QPSK-Mid
Channel, Port 0)



Plot 8-518. Conducted Spurious Emission Plot
1 GHz to 10 GHz
(MSR 2NC_DSS B(n)5_1C_10M+LTE B5_1C_5M_2T_QPSK-Mid
Channel, Port 0)

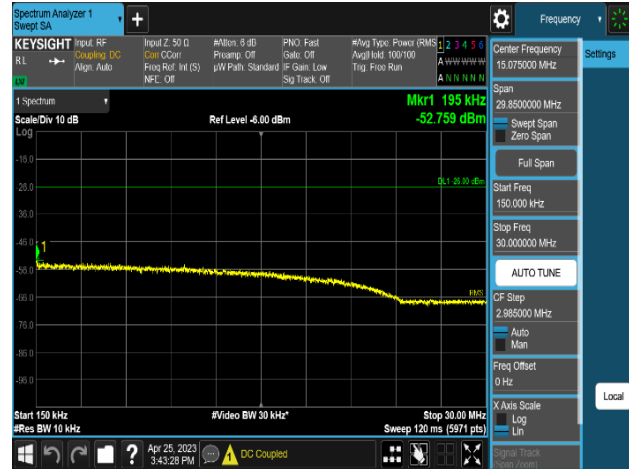
FCC ID: A3LRF4461D-13A		MEASUREMENT REPORT (CERTIFICATION)		Approved by: Technical Manager
Test Report S/N: 8K23040701-00-R2.A3L	Test Dates: 04/12/2023 - 05/26/2023	EUT Type: RRU(RF4461d)		Page 307 of 394



FCC ID: A3LRF4461D-13A		MEASUREMENT REPORT (CERTIFICATION)		Approved by: Technical Manager
Test Report S/N: 8K23040701-00-R2.A3L	Test Dates: 04/12/2023 - 05/26/2023	EUT Type: RRU(RF4461d)		Page 308 of 394



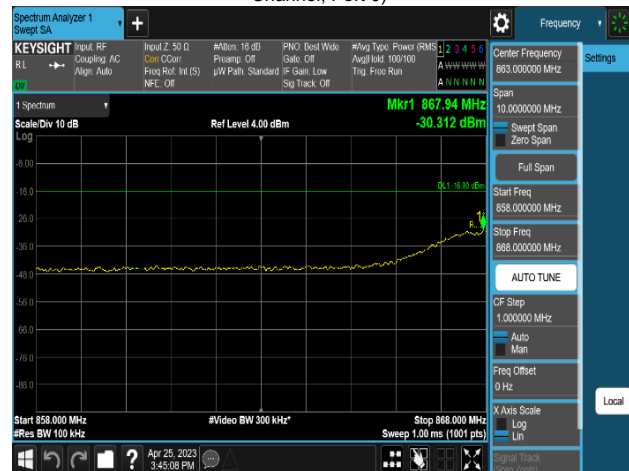
Plot 8-525. Conducted Spurious Emission Plot
9 kHz to 150 kHz
(MSR 3C_NR n5_2C_10M+10M+LTE B5_1C_5M_2T_QPSK-Mid Channel, Port 0)



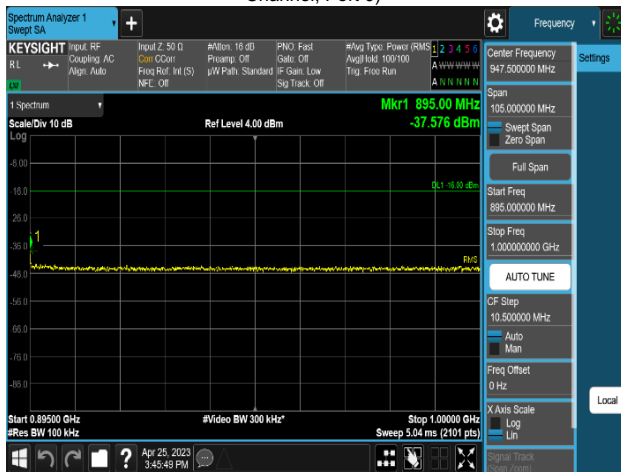
Plot 8-526. Conducted Spurious Emission Plot
150 kHz to 30 MHz
(MSR 3C_NR n5_2C_10M+10M+LTE B5_1C_5M_2T_QPSK-Mid Channel, Port 0)



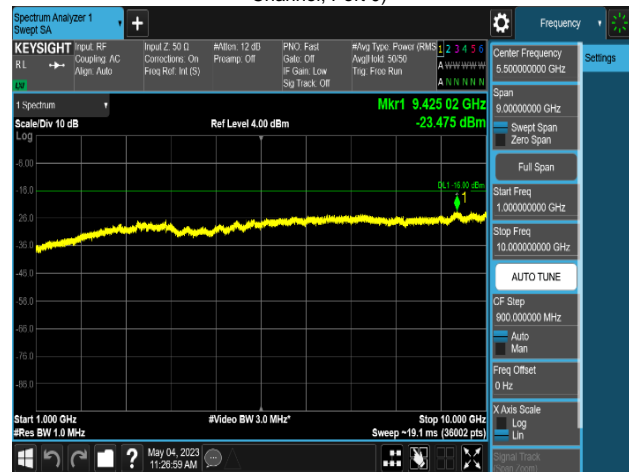
Plot 8-527. Conducted Spurious Emission Plot
30 MHz to 858 MHz
(MSR 3C_NR n5_2C_10M+10M+LTE B5_1C_5M_2T_QPSK-Mid Channel, Port 0)



Plot 8-528. Conducted Spurious Emission Plot
858 MHz to 868 MHz
(MSR 3C_NR n5_2C_10M+10M+LTE B5_1C_5M_2T_QPSK-Mid Channel, Port 0)

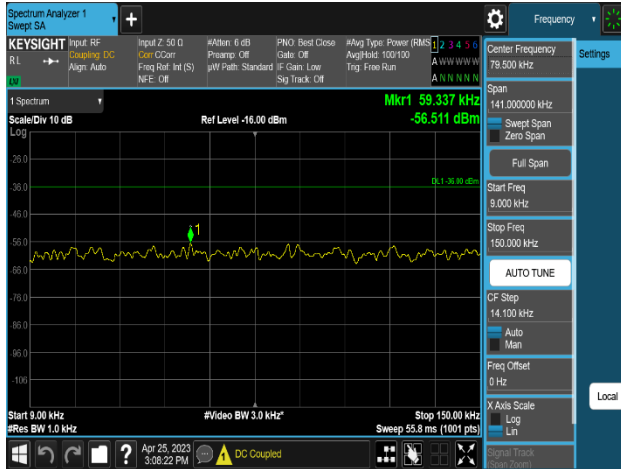


Plot 8-529. Conducted Spurious Emission Plot
895 MHz to 1 GHz
(MSR 3C_NR n5_2C_10M+10M+LTE B5_1C_5M_2T_QPSK-Mid Channel, Port 0)

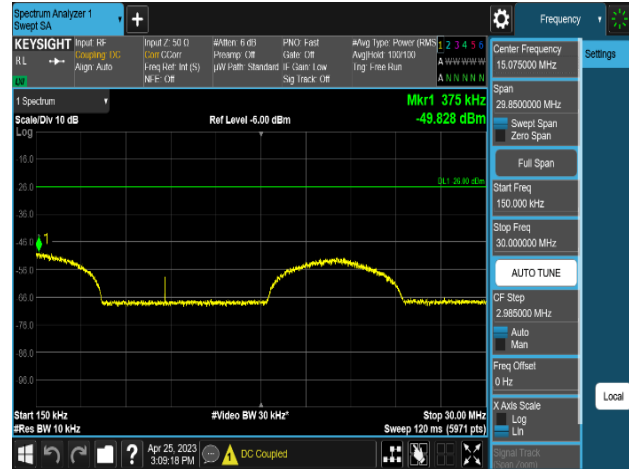


Plot 8-530. Conducted Spurious Emission Plot
1 GHz to 10 GHz
(MSR 3C_NR n5_2C_10M+10M+LTE B5_1C_5M_2T_QPSK-Mid Channel, Port 0)

FCC ID: A3LRF4461D-13A		MEASUREMENT REPORT (CERTIFICATION)		Approved by: Technical Manager
Test Report S/N: 8K23040701-00-R2.A3L	Test Dates: 04/12/2023 - 05/26/2023	EUT Type: RRU(RF4461d)		Page 309 of 394



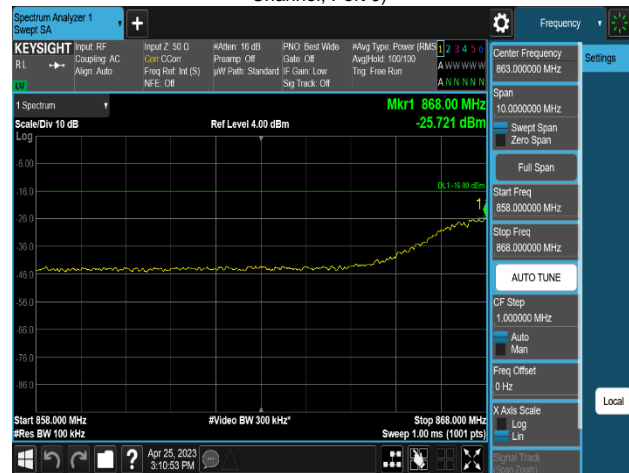
Plot 8-531. Conducted Spurious Emission Plot
9 kHz to 150 kHz
(MSR 2NC_NR n5_1C_5M+LTE B5_1C_5M_2T_QPSK-Mid Channel,
Port 0)



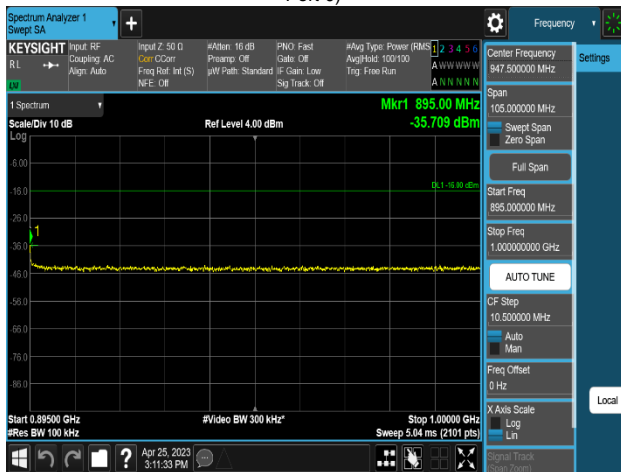
Plot 8-532. Conducted Spurious Emission Plot
150 kHz to 30 MHz
(MSR 3C_NR n5_2C_10M+10M+LTE B5_1C_5M_2T_QPSK-Mid
Channel, Port 0)



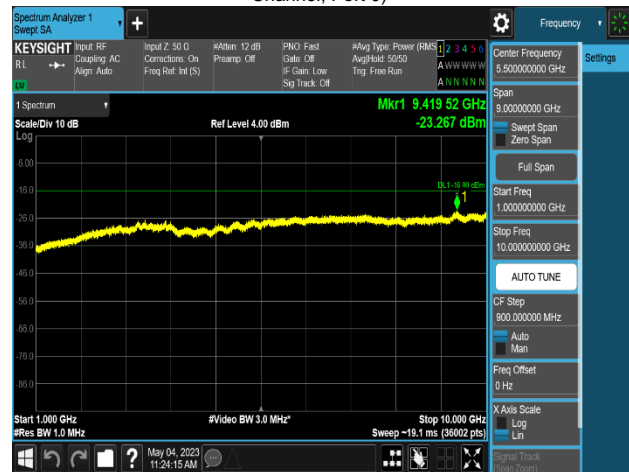
Plot 8-533. Conducted Spurious Emission Plot
30 MHz to 858 MHz
(MSR 2NC_NR n5_1C_5M+LTE B5_1C_5M_2T_QPSK-Mid Channel,
Port 0)



Plot 8-534. Conducted Spurious Emission Plot
858 MHz to 868 MHz
(MSR 3C_NR n5_2C_10M+10M+LTE B5_1C_5M_2T_QPSK-Mid
Channel, Port 0)



Plot 8-535. Conducted Spurious Emission Plot
895 MHz to 1 GHz
(MSR 2NC_NR n5_1C_5M+LTE B5_1C_5M_2T_QPSK-Mid Channel,
Port 0)



Plot 8-536. Conducted Spurious Emission Plot
1 GHz to 10 GHz
(MSR 3C_NR n5_2C_10M+10M+LTE B5_1C_5M_2T_QPSK-Mid
Channel, Port 0)

FCC ID: A3LRF4461D-13A		MEASUREMENT REPORT (CERTIFICATION)		Approved by: Technical Manager
Test Report S/N: 8K23040701-00-R2.A3L	Test Dates: 04/12/2023 - 05/26/2023	EUT Type: RRU(RF4461d)		Page 310 of 394



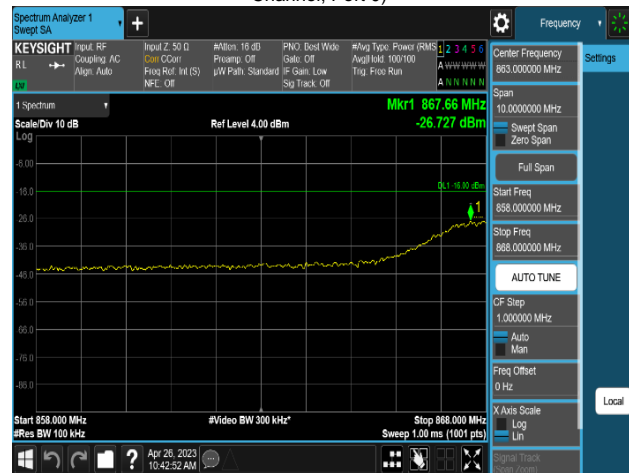
Plot 8-537. Conducted Spurious Emission Plot
9 kHz to 150 kHz
(MSR 2C_DSS B(n)5_1C_10M+NR n5_1C_5M_2T_QPSK - Low Channel, Port 0)



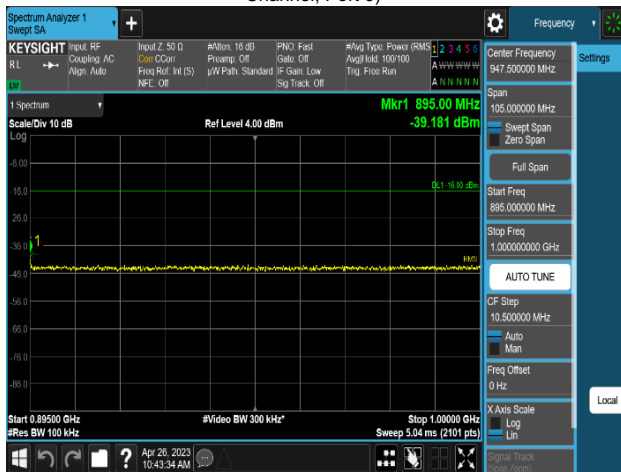
Plot 8-538. Conducted Spurious Emission Plot
150 kHz to 30 MHz
(MSR 2C_DSS B(n)5_1C_10M+NR n5_1C_5M_2T_QPSK - Low Channel, Port 0)



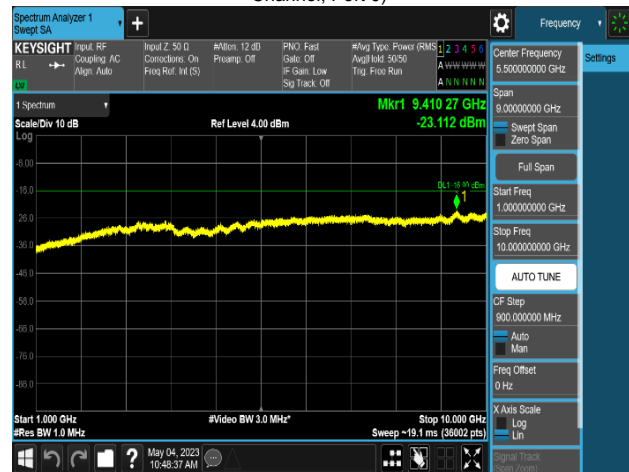
Plot 8-539. Conducted Spurious Emission Plot
30 MHz to 858 MHz
(MSR 2C_DSS B(n)5_1C_10M+NR n5_1C_5M_2T_QPSK - Low Channel, Port 0)



Plot 8-540. Conducted Spurious Emission Plot
858 MHz to 868 MHz
(MSR 2C_DSS B(n)5_1C_10M+NR n5_1C_5M_2T_QPSK - Low Channel, Port 0)



Plot 8-541. Conducted Spurious Emission Plot
895 MHz to 1 GHz
(MSR 2C_DSS B(n)5_1C_10M+NR n5_1C_5M_2T_QPSK - Low Channel, Port 0)



Plot 8-542. Conducted Spurious Emission Plot
1 GHz to 10 GHz
(MSR 2C_DSS B(n)5_1C_10M+NR n5_1C_5M_2T_QPSK - Low Channel, Port 0)

FCC ID: A3LRF4461D-13A		MEASUREMENT REPORT (CERTIFICATION)		Approved by: Technical Manager
Test Report S/N: 8K23040701-00-R2.A3L	Test Dates: 04/12/2023 - 05/26/2023	EUT Type: RRU(RF4461d)		Page 311 of 394



Plot 8-543. Conducted Spurious Emission Plot
9 kHz to 150 kHz
(MSR 2C_DSS B(n)5_1C_10M+NR n5_1C_15M_2T_16QAM-Low
Channel, Port 0)



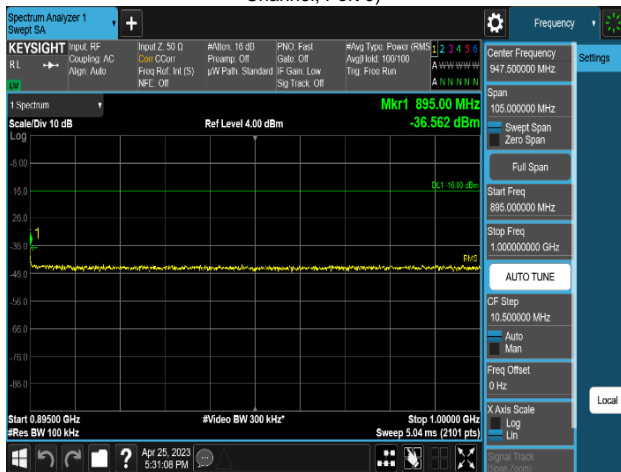
Plot 8-544. Conducted Spurious Emission Plot
150 kHz to 30 MHz
(MSR 2C_DSS B(n)5_1C_10M+NR n5_1C_15M_2T_16QAM-Low
Channel, Port 0)



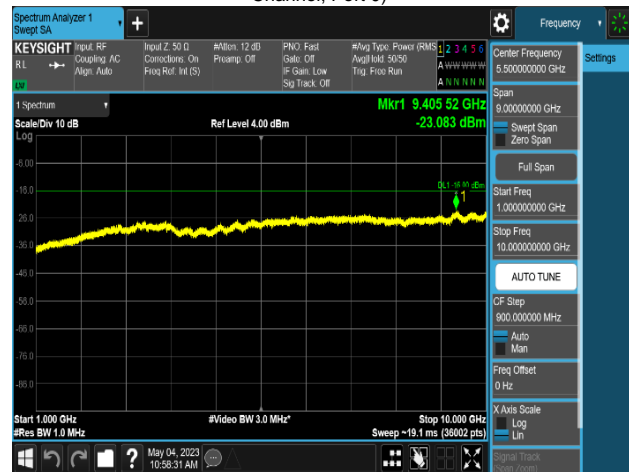
Plot 8-545. Conducted Spurious Emission Plot
30 MHz to 858 MHz
(MSR 2C_DSS B(n)5_1C_10M+NR n5_1C_15M_2T_16QAM-Low
Channel, Port 0)



Plot 8-546. Conducted Spurious Emission Plot
858 MHz to 868 MHz
(MSR 2C_DSS B(n)5_1C_10M+NR n5_1C_15M_2T_16QAM-Low
Channel, Port 0)

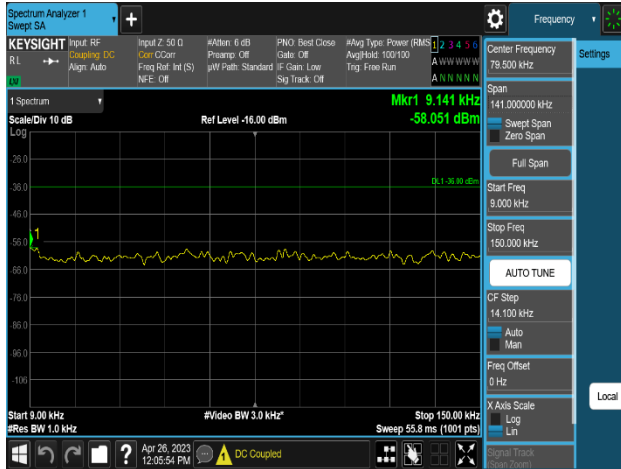


Plot 8-547. Conducted Spurious Emission Plot
895 MHz to 1 GHz
(MSR 2C_DSS B(n)5_1C_10M+NR n5_1C_15M_2T_16QAM-Low
Channel, Port 0)

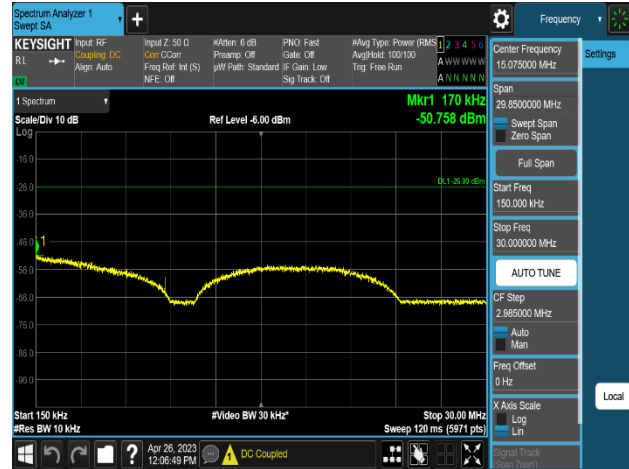


Plot 8-548. Conducted Spurious Emission Plot
1 GHz to 10 GHz
(MSR 2C_DSS B(n)5_1C_10M+NR n5_1C_15M_2T_16QAM-Low
Channel, Port 0)

FCC ID: A3LRF4461D-13A		MEASUREMENT REPORT (CERTIFICATION)		Approved by: Technical Manager
Test Report S/N: 8K23040701-00-R2.A3L	Test Dates: 04/12/2023 - 05/26/2023	EUT Type: RRU(RF4461d)		Page 312 of 394



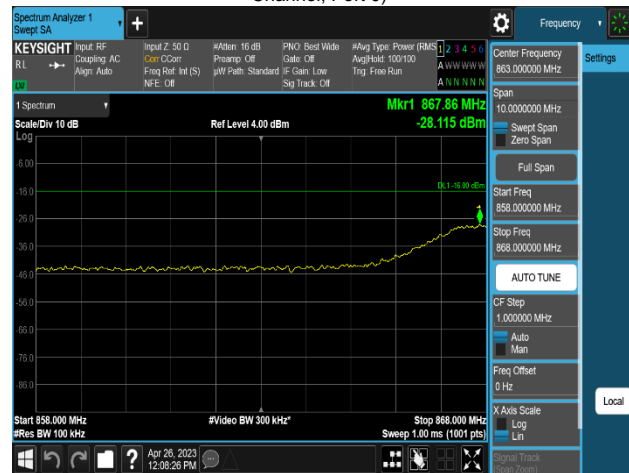
Plot 8-549. Conducted Spurious Emission Plot
9 kHz to 150 kHz
(MSR 2NC_DSS B(n)5_1C_10M+NR n5_1C_5M_2T_QPSK-Middle
Channel, Port 0)



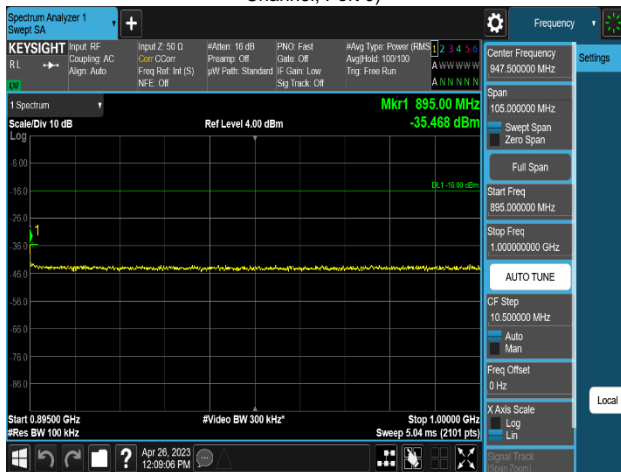
Plot 8-550. Conducted Spurious Emission Plot
150 kHz to 30 MHz
(MSR 2NC_DSS B(n)5_1C_10M+NR n5_1C_5M_2T_QPSK-Middle
Channel, Port 0)



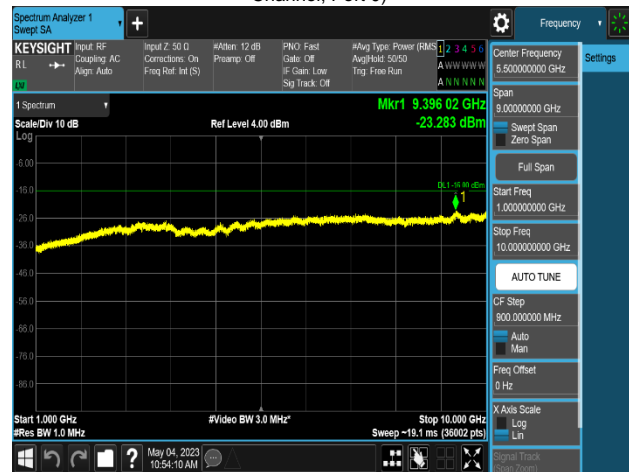
Plot 8-551. Conducted Spurious Emission Plot
30 MHz to 858 MHz
(MSR 2NC_DSS B(n)5_1C_10M+NR n5_1C_5M_2T_QPSK-Middle
Channel, Port 0)



Plot 8-552. Conducted Spurious Emission Plot
858 MHz to 868 MHz
(MSR 2NC_DSS B(n)5_1C_10M+NR n5_1C_5M_2T_QPSK-Middle
Channel, Port 0)



Plot 8-553. Conducted Spurious Emission Plot
895 MHz to 1 GHz
(MSR 2NC_DSS B(n)5_1C_10M+NR n5_1C_5M_2T_QPSK-Middle
Channel, Port 0)

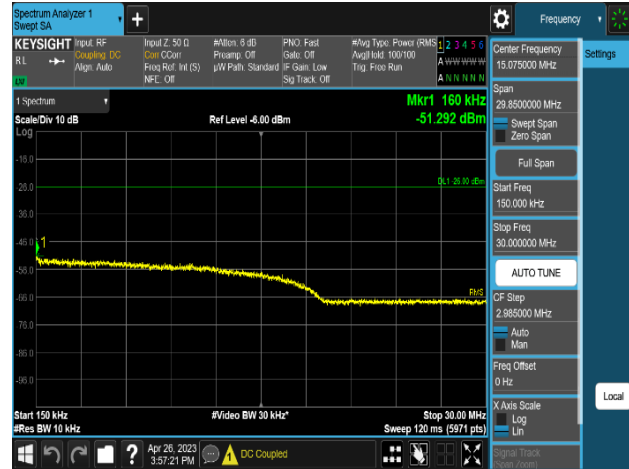


Plot 8-554. Conducted Spurious Emission Plot
1 GHz to 10 GHz
(MSR 2NC_DSS B(n)5_1C_10M+NR n5_1C_5M_2T_QPSK-Middle
Channel, Port 0)

FCC ID: A3LRF4461D-13A		MEASUREMENT REPORT (CERTIFICATION)		Approved by: Technical Manager
Test Report S/N: 8K23040701-00-R2.A3L	Test Dates: 04/12/2023 - 05/26/2023	EUT Type: RRU(RF4461d)		Page 313 of 394



Plot 8-555. Conducted Spurious Emission Plot
9 kHz to 150 kHz
(MSR 3C_DSS B(n)5_1C_10M+NR n5_1C_5M+LTE
B5_1C_5M_2T_16QAM-Middle Channel, Port 0)



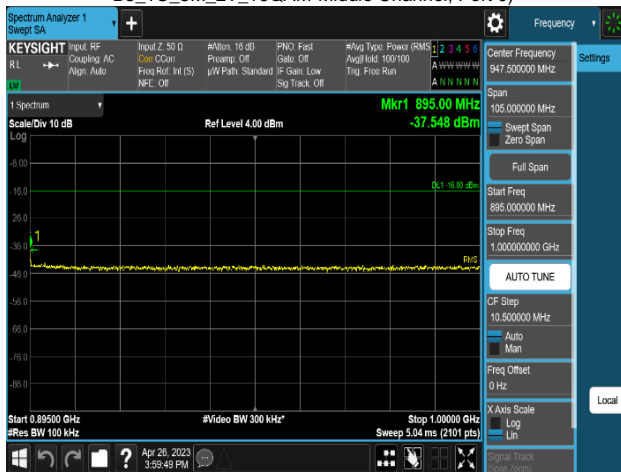
Plot 8-556. Conducted Spurious Emission Plot
150 kHz to 30 MHz
(MSR 3C_DSS B(n)5_1C_10M+NR n5_1C_5M+LTE
B5_1C_5M_2T_16QAM-Middle Channel, Port 0)



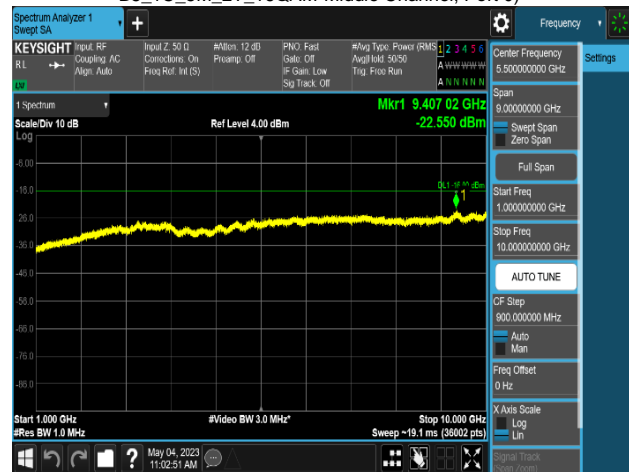
Plot 8-557. Conducted Spurious Emission Plot
30 MHz to 858 MHz
(MSR 3C_DSS B(n)5_1C_10M+NR n5_1C_5M+LTE
B5_1C_5M_2T_16QAM-Middle Channel, Port 0)



Plot 8-558. Conducted Spurious Emission Plot
858 MHz to 868 MHz
(MSR 3C_DSS B(n)5_1C_10M+NR n5_1C_5M+LTE
B5_1C_5M_2T_16QAM-Middle Channel, Port 0)

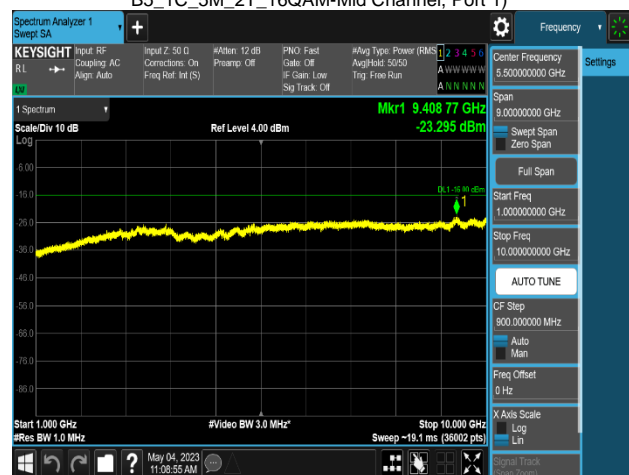
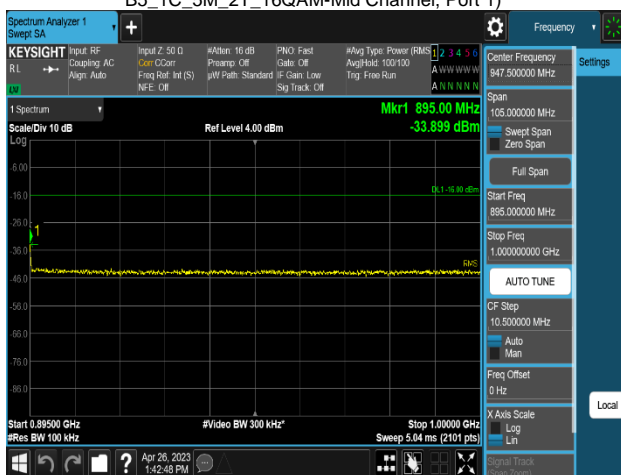
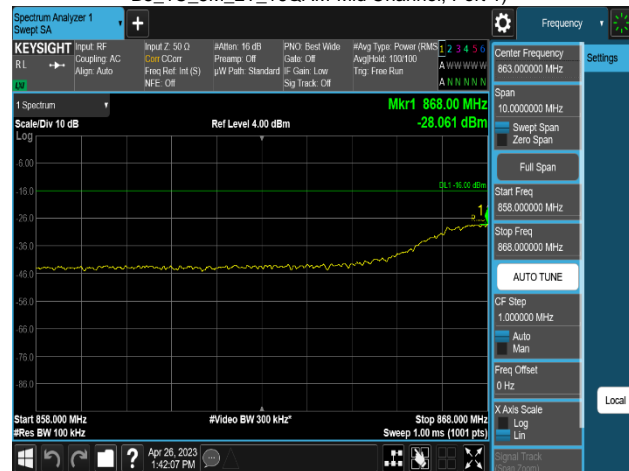
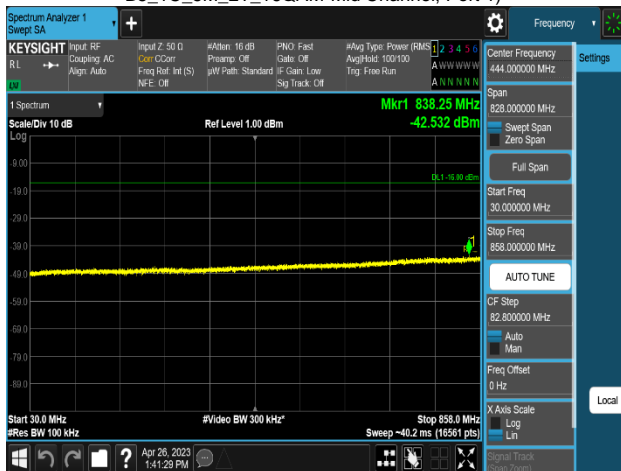
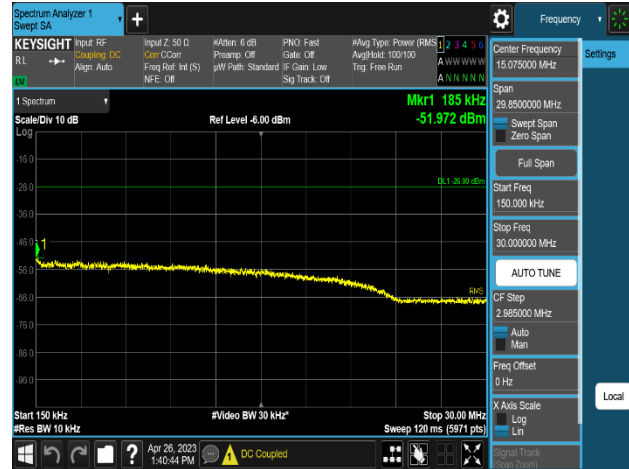
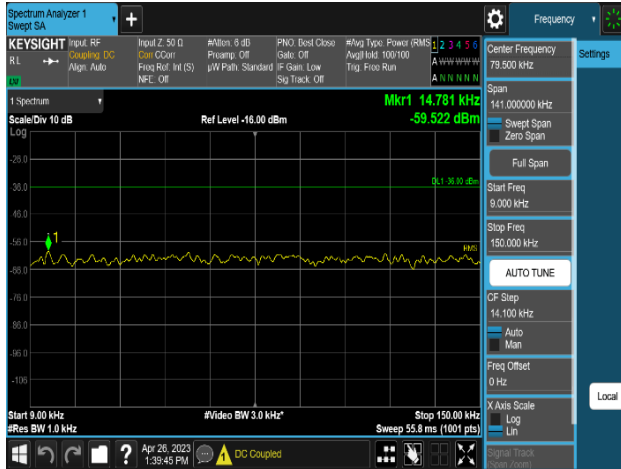


Plot 8-559. Conducted Spurious Emission Plot
895 MHz to 1 GHz
(MSR 3C_DSS B(n)5_1C_10M+NR n5_1C_5M+LTE
B5_1C_5M_2T_16QAM-Middle Channel, Port 0)

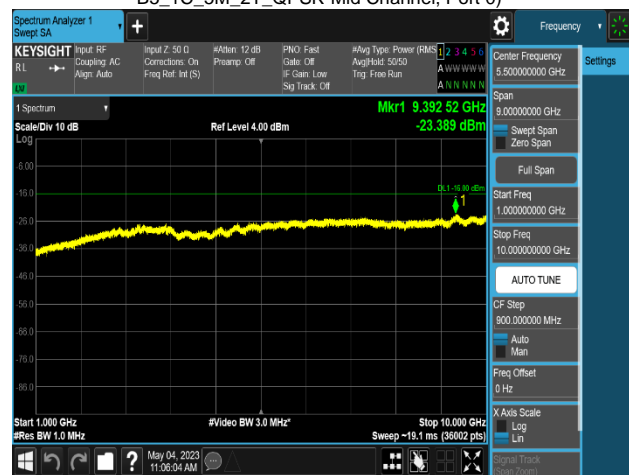
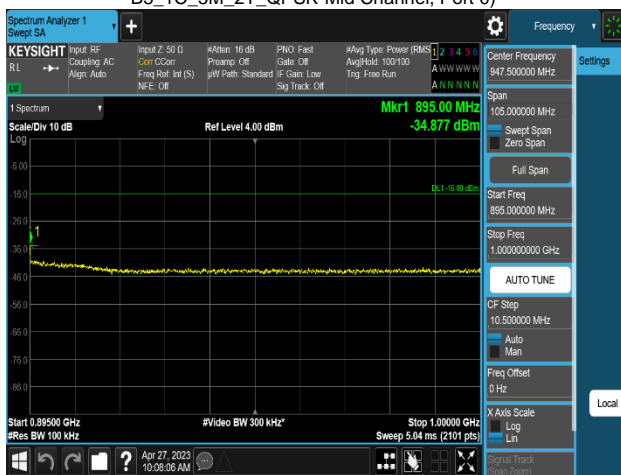
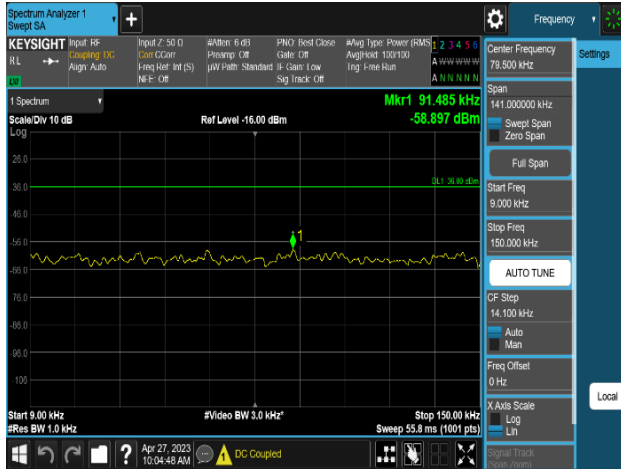


Plot 8-560. Conducted Spurious Emission Plot
1 GHz to 10 GHz
(MSR 3C_DSS B(n)5_1C_10M+NR n5_1C_5M+LTE
B5_1C_5M_2T_16QAM-Middle Channel, Port 0)

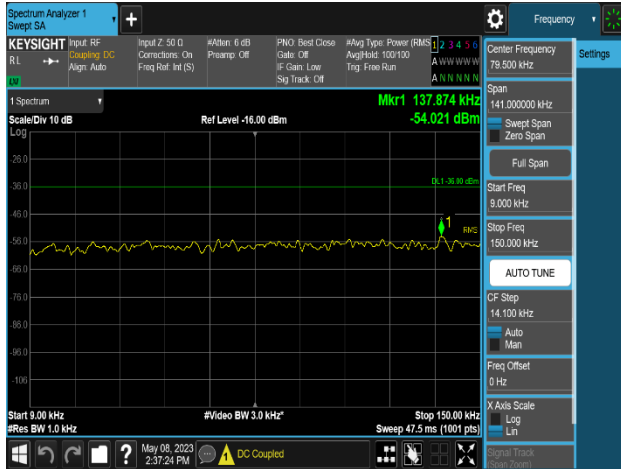
FCC ID: A3LRF4461D-13A		MEASUREMENT REPORT (CERTIFICATION)		Approved by: Technical Manager
Test Report S/N: 8K23040701-00-R2.A3L	Test Dates: 04/12/2023 - 05/26/2023	EUT Type: RRU(RF4461d)		Page 314 of 394



FCC ID: A3LRF4461D-13A		MEASUREMENT REPORT (CERTIFICATION)		Approved by: Technical Manager
Test Report S/N: 8K23040701-00-R2.A3L	Test Dates: 04/12/2023 - 05/26/2023	EUT Type: RRU(RF4461d)		Page 315 of 394



FCC ID: A3LRF4461D-13A		MEASUREMENT REPORT (CERTIFICATION)		Approved by: Technical Manager
Test Report S/N: 8K23040701-00-R2.A3L	Test Dates: 04/12/2023 - 05/26/2023	EUT Type: RRU(RF4461d)		Page 316 of 394



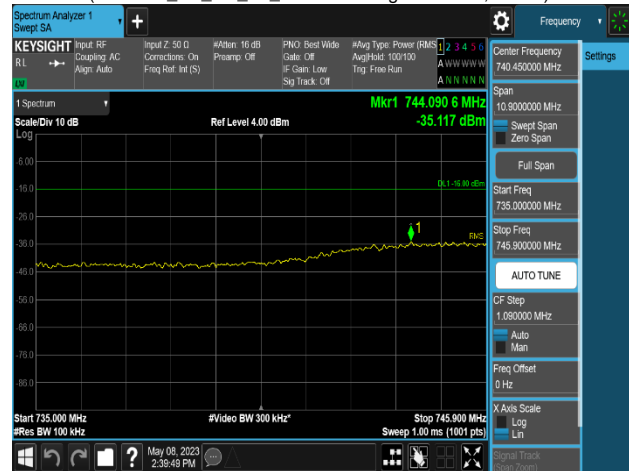
Plot 8-573. Conducted Spurious Emission Plot
9 kHz to 150 kHz
(LTE B13_1C_5M_2T_256QAM - High Channel, Port 1)



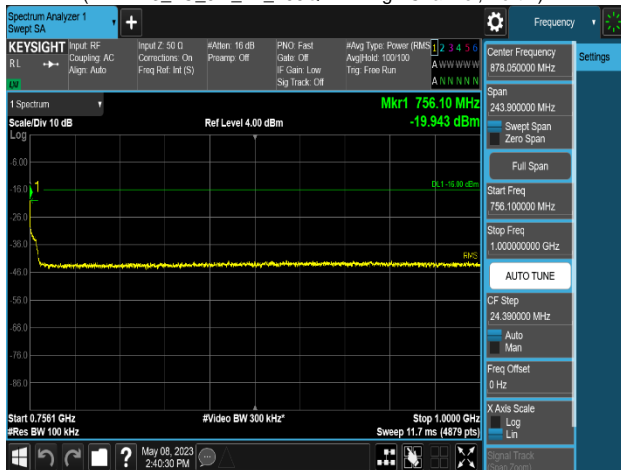
Plot 8-574. Conducted Spurious Emission Plot
150 kHz to 30 MHz
(LTE B13_1C_5M_2T_256QAM - High Channel, Port 1)



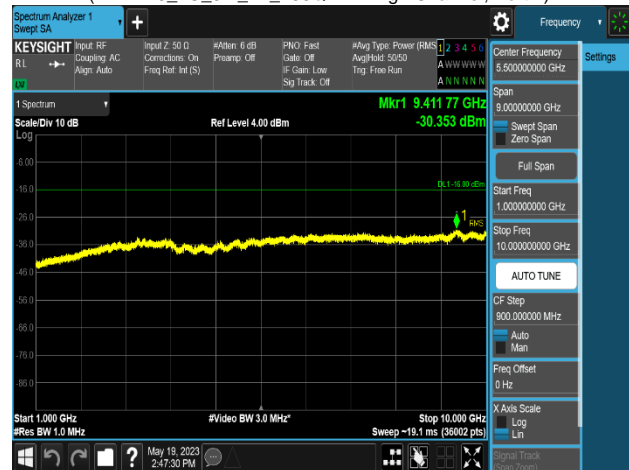
Plot 8-575. Conducted Spurious Emission Plot
30 MHz to 735 MHz
(LTE B13_1C_5M_2T_256QAM - High Channel, Port 1)



Plot 8-576. Conducted Spurious Emission Plot
735 MHz to 745.9 MHz
(LTE B13_1C_5M_2T_256QAM - High Channel, Port 1)



Plot 8-577. Conducted Spurious Emission Plot
756.1 MHz to 1 GHz
(LTE B13_1C_5M_2T_256QAM - High Channel, Port 1)



Plot 8-578. Conducted Spurious Emission Plot
1 GHz to 10 GHz
(LTE B13_1C_5M_2T_256QAM - High Channel, Port 1)

FCC ID: A3LRF4461D-13A		MEASUREMENT REPORT (CERTIFICATION)		Approved by: Technical Manager
Test Report S/N: 8K23040701-00-R2.A3L	Test Dates: 04/12/2023 - 05/26/2023	EUT Type: RRU(RF4461d)		Page 317 of 394