Mode	17	
	Harmonic	
	U-NII-5_5.925-6.425_802.11ax HE20_CH45_Full RU_6175MHz	
ANT	CDD 6+17	
Pol.	Horizontal	Vertical
Peak Avg	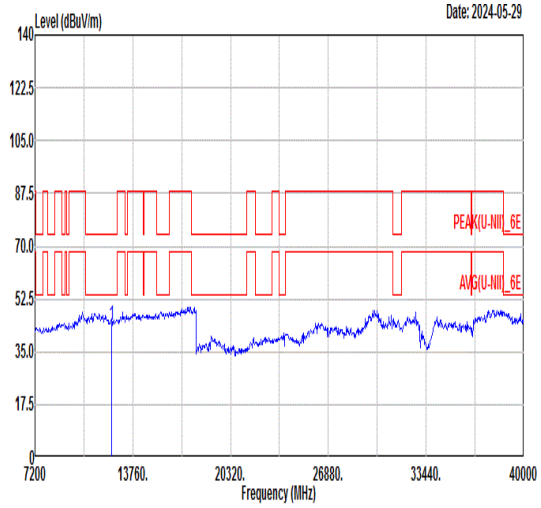 Freq Level Limit Line Margin Read Level Ant Factor Cable Loss Preamp Factor APos TPos Remark MHz dBuV/m dBuV/m dB dBuV dB/m dB dB cm deg 1 12350.00 43.80 74.00 -30.20 54.44 39.58 13.35 63.57 --- --- Peak	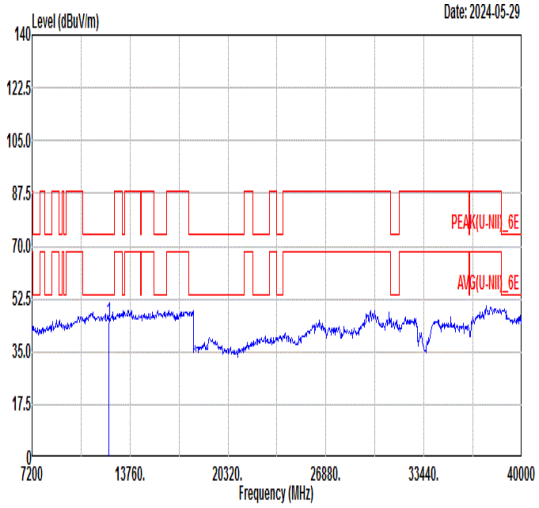 Freq Level Limit Line Margin Read Level Ant Factor Cable Loss Preamp Factor APos TPos Remark MHz dBuV/m dBuV/m dB dBuV dB/m dB dB cm deg 1 12350.00 44.83 74.00 -29.17 55.47 39.58 13.35 63.57 --- --- Peak

Mode	18	
	Harmonic	
	U-NII-5_5.925-6.425_802.11ax HE20_CH93_Full RU_6415MHz	
ANT	CDD 6+17	
Pol.	Horizontal	Vertical
Peak Avg	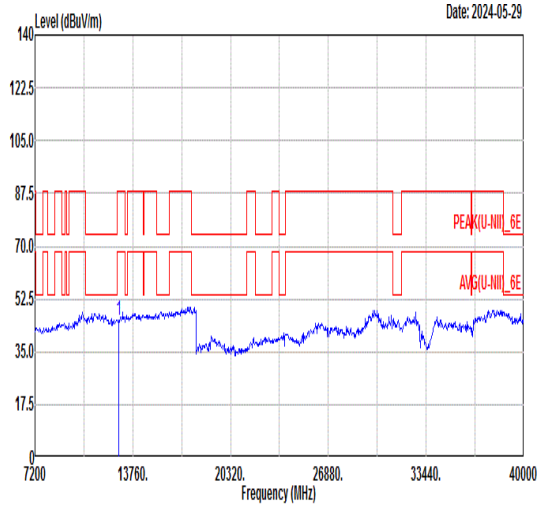 Freq Level Limit Line Margin Read Level Ant Factor Cable Loss Preamp Factor APos TPos Remark MHz dBuV/m dBuV/m dB dBuV dB/m dB dB cm deg 1 12830.00 45.55 88.20 -42.65 55.94 39.82 13.50 63.71 --- --- Peak	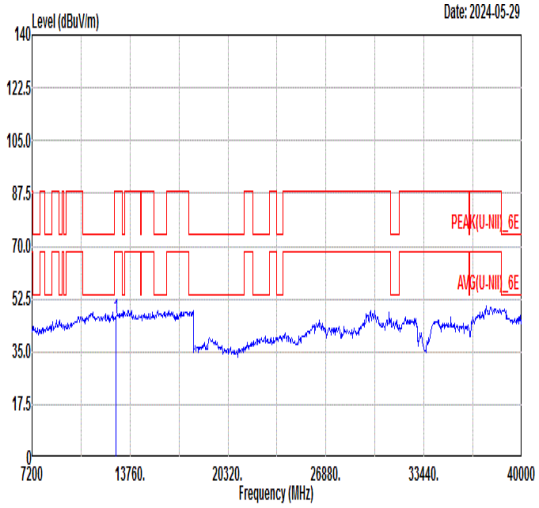 Freq Level Limit Line Margin Read Level Ant Factor Cable Loss Preamp Factor APos TPos Remark MHz dBuV/m dBuV/m dB dBuV dB/m dB dB cm deg 1 12830.00 46.21 88.20 -41.99 56.60 39.82 13.50 63.71 --- --- Peak

Mode	19	
	Harmonic	
	U-NII-5_5.925-6.425_802.11ax HE40_CH3_Full RU_5965MHz	
ANT	CDD 6+17	
Pol.	Horizontal	Vertical
Peak Avg	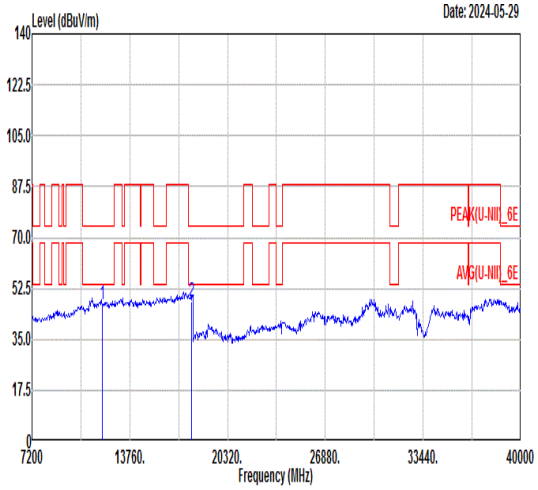 Freq Level Limit Line Margin Read Level Ant Factor Cable Loss Preamp Factor APos TPos Remark MHz dBuV/m dBuV/m dB dBuV dB/m dB dB cm deg 1 11930.00 46.85 74.00 -27.15 57.76 39.37 13.19 63.47 --- --- Peak 2 17895.00 48.00 74.00 -26.00 54.85 42.58 16.22 65.65 --- --- Peak	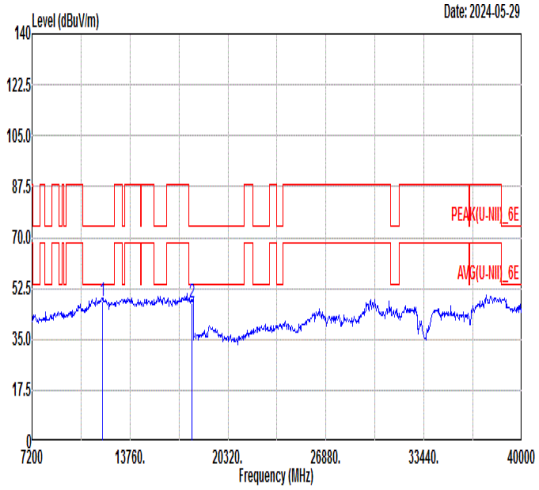 Freq Level Limit Line Margin Read Level Ant Factor Cable Loss Preamp Factor APos TPos Remark MHz dBuV/m dBuV/m dB dBuV dB/m dB dB cm deg 1 11930.00 48.20 74.00 -25.80 59.11 39.37 13.19 63.47 --- --- Peak 2 17895.00 47.35 74.00 -26.65 54.20 42.58 16.22 65.65 --- --- Peak

Mode	20	
	Harmonic	
	U-NII-5_5.925-6.425_802.11ax HE40_CH43_Full RU_6165MHz	
ANT	CDD 6+17	
Pol.	Horizontal	Vertical
Peak Avg	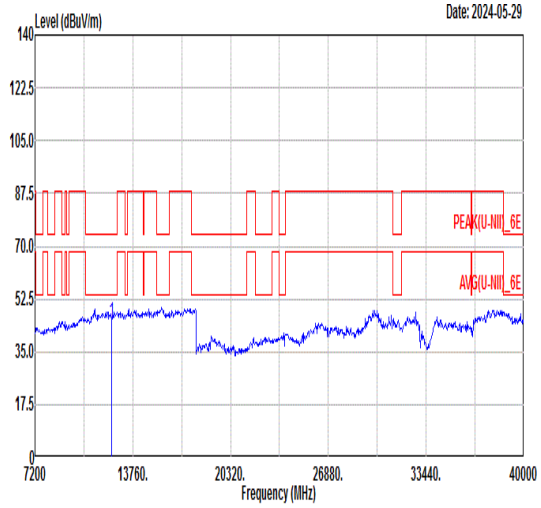 Freq Level Limit Line Margin Read Level Ant Factor Cable Loss Preamp Factor APos TPos Remark MHz dBuV/m dBuV/m dB dBuV dB/m dB dB cm deg 1 12330.00 44.94 74.00 -29.06 55.59 39.57 13.35 63.57 --- --- Peak	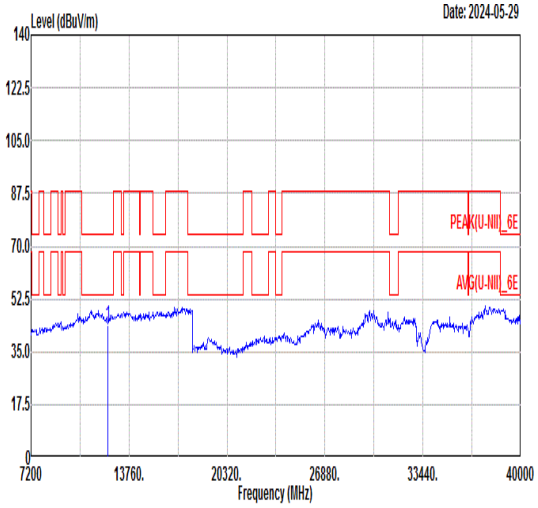 Freq Level Limit Line Margin Read Level Ant Factor Cable Loss Preamp Factor APos TPos Remark MHz dBuV/m dBuV/m dB dBuV dB/m dB dB cm deg 1 12330.00 43.77 74.00 -30.23 54.42 39.57 13.35 63.57 --- --- Peak

Mode	21	
	Harmonic	
	U-NII-5_5.925-6.425_802.11ax HE40_CH91_Full RU_6405MHz	
ANT	CDD 6+17	
Pol.	Horizontal	Vertical
Peak Avg	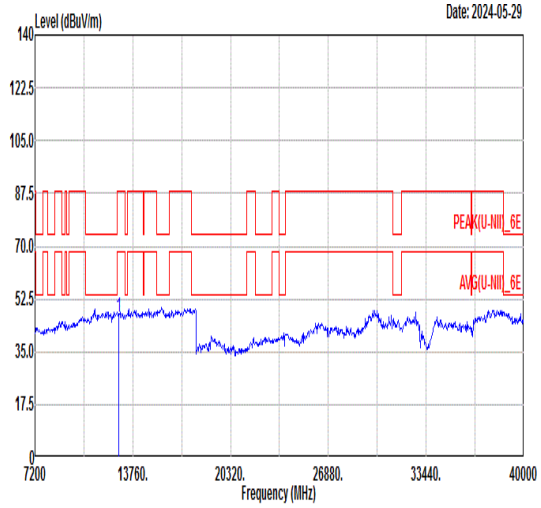 Freq Level Limit Line Margin Read Level Ant Factor Cable Loss Preamp Factor APos TPos Remark MHz dBuV/m dBuV/m dB dBuV dB/m dB dB cm deg 1 12810.00 46.43 88.20 -41.77 56.82 39.81 13.50 63.70 --- --- Peak	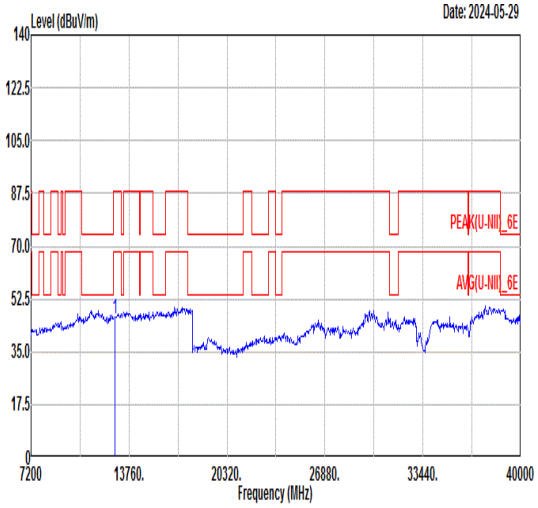 Freq Level Limit Line Margin Read Level Ant Factor Cable Loss Preamp Factor APos TPos Remark MHz dBuV/m dBuV/m dB dBuV dB/m dB dB cm deg 1 12810.00 45.96 88.20 -42.24 56.35 39.81 13.50 63.70 --- --- Peak

Mode	22	
	Harmonic	
	U-NII-5_5.925-6.425_802.11ax HE80_CH7_Full RU_5985MHz	
ANT	CDD 6+17	
Pol.	Horizontal	Vertical
Peak Avg	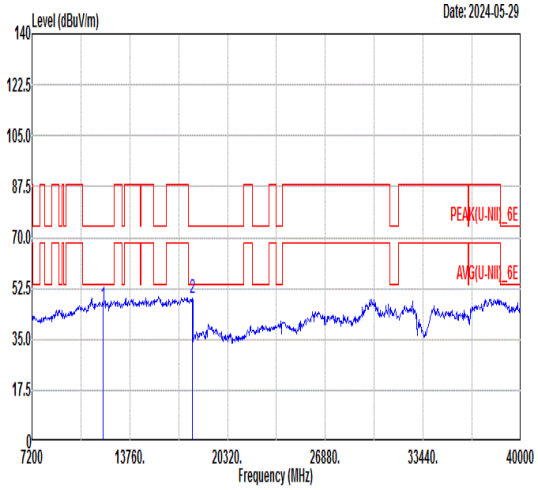 Freq Level Limit Line Margin Read Level Ant Factor Cable Loss Preamp Factor APos TPos Remark MHz dBuV/m dBuV/m dB dBuV dB/m dB dB cm deg 1 11970.00 46.71 74.00 -27.29 57.57 39.39 13.22 63.47 --- --- Peak 2 17955.00 49.00 74.00 -25.00 55.77 42.65 16.26 65.68 --- --- Peak	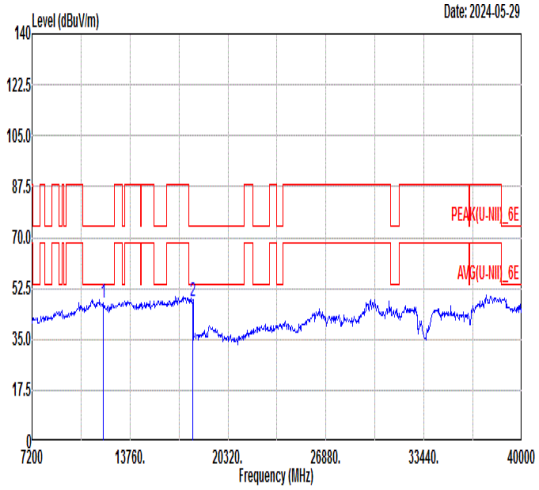 Freq Level Limit Line Margin Read Level Ant Factor Cable Loss Preamp Factor APos TPos Remark MHz dBuV/m dBuV/m dB dBuV dB/m dB dB cm deg 1 11970.00 47.46 74.00 -26.54 58.32 39.39 13.22 63.47 --- --- Peak 2 17955.00 47.87 74.00 -26.13 54.64 42.65 16.26 65.68 --- --- Peak

Mode	23	
	Harmonic	
	U-NII-5_5.925-6.425_802.11ax HE80_CH39_Full RU_6145MHz	
ANT	CDD 6+17	
Pol.	Horizontal	Vertical
Peak Avg	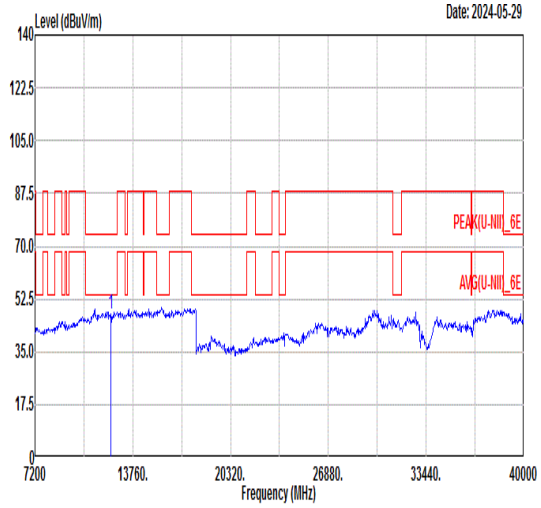 Freq Level Limit Line Margin Read Level Ant Factor Cable Loss Preamp Factor APos TPos Remark MHz dBuV/m dBuV/m dB dBuV dB/m dB dB cm deg 1 12290.00 47.35 74.00 -26.65 58.02 39.55 13.33 63.55 --- --- Peak	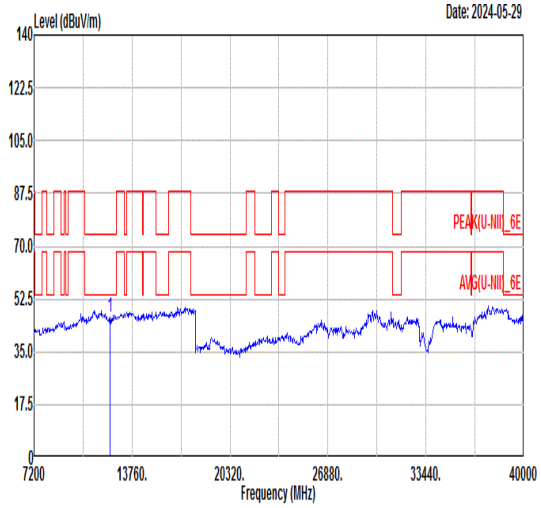 Freq Level Limit Line Margin Read Level Ant Factor Cable Loss Preamp Factor APos TPos Remark MHz dBuV/m dBuV/m dB dBuV dB/m dB dB cm deg 1 12290.00 46.59 74.00 -27.41 57.26 39.55 13.33 63.55 --- --- Peak

Mode	24	
	Harmonic	
	U-NII-5_5.925-6.425_802.11ax HE80_CH87_Full RU_6385MHz	
ANT	CDD 6+17	
Pol.	Horizontal	Vertical
Peak Avg	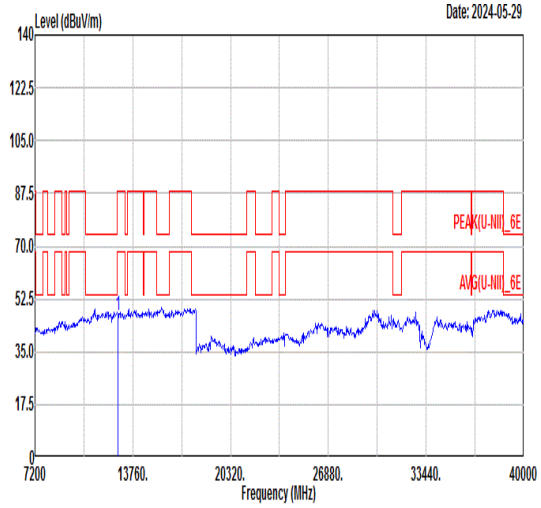 Freq Level Limit Line Margin Read Level Ant Factor Cable Loss Preamp Factor APos TPos Remark MHz dBuV/m dBuV/m dB dBuV dB/m dB dB cm deg 1 12770.00 47.19 88.20 -41.01 57.62 39.78 13.48 63.69 --- --- Peak	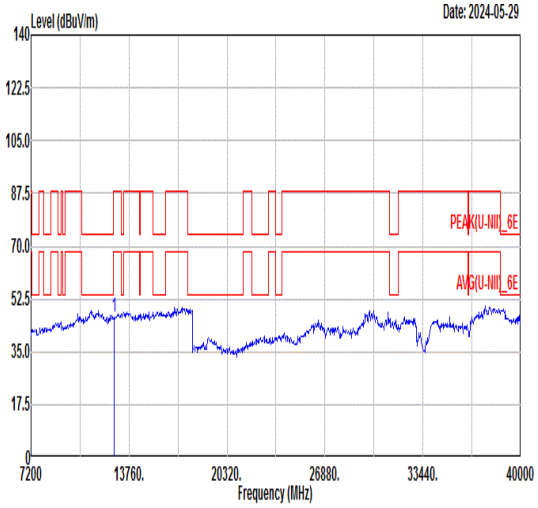 Freq Level Limit Line Margin Read Level Ant Factor Cable Loss Preamp Factor APos TPos Remark MHz dBuV/m dBuV/m dB dBuV dB/m dB dB cm deg 1 12770.00 46.55 88.20 -41.65 56.98 39.78 13.48 63.69 --- --- Peak

Mode	25	
	Harmonic	
	U-NII-5_5.925-6.425_802.11ax HE160_CH15_Full RU_6025MHz	
ANT	CDD 6+17	
Pol.	Horizontal	Vertical
Peak Avg	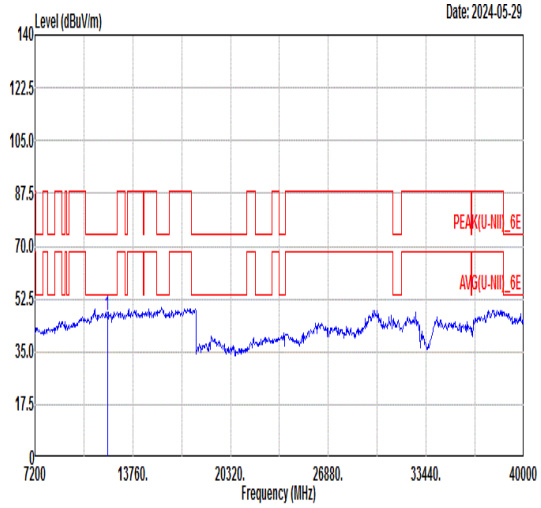 Freq Level Limit Line Margin Read Level Ant Factor Cable Loss Preamp Factor APos TPos Remark MHz dBuV/m dBuV/m dB dBuV dB/m dB dB cm deg 1 12050.00 47.13 74.00 -26.87 57.92 39.43 13.26 63.48 --- --- Peak	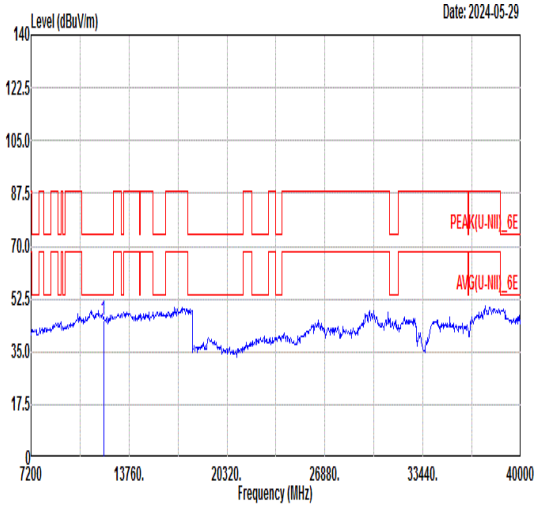 Freq Level Limit Line Margin Read Level Ant Factor Cable Loss Preamp Factor APos TPos Remark MHz dBuV/m dBuV/m dB dBuV dB/m dB dB cm deg 1 12050.00 45.34 74.00 -28.66 56.13 39.43 13.26 63.48 --- --- Peak

Mode	26	
	Harmonic	
	U-NII-5_5.925-6.425_802.11ax HE160_CH47_Full RU_6185MHz	
ANT	CDD 6+17	
Pol.	Horizontal	Vertical
Peak Avg	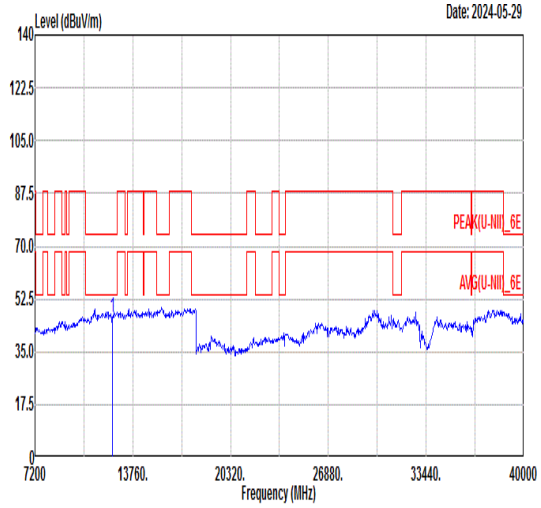 Freq Level Limit Line Margin Read Level Ant Factor Cable Loss Preamp Factor APos TPos Remark MHz dBuV/m dBuV/m dB dBuV dB/m dB dB cm deg 1 12370.00 46.59 74.00 -27.41 57.22 39.59 13.36 63.58 --- --- Peak	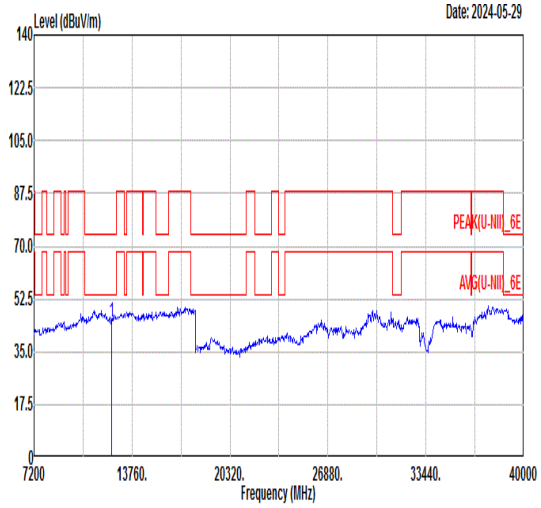 Freq Level Limit Line Margin Read Level Ant Factor Cable Loss Preamp Factor APos TPos Remark MHz dBuV/m dBuV/m dB dBuV dB/m dB dB cm deg 1 12370.00 44.89 74.00 -29.11 55.52 39.59 13.36 63.58 --- --- Peak

Mode	27	
	Harmonic	
	U-NII-5_5.925-6.425_802.11ax HE160_CH79_Full RU_6345MHz	
ANT	CDD 6+17	
Pol.	Horizontal	Vertical
Peak Avg	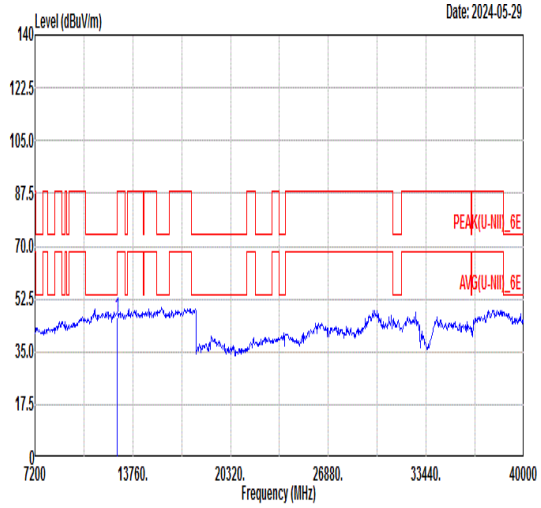 Freq Level Limit Line Margin Read Level Ant Factor Cable Loss Preamp Factor APos TPos Remark MHz dBuV/m dBuV/m dB dBuV dB/m dB dB cm deg 1 12690.00 46.34 74.00 -27.66 56.80 39.75 13.46 63.67 --- --- Peak	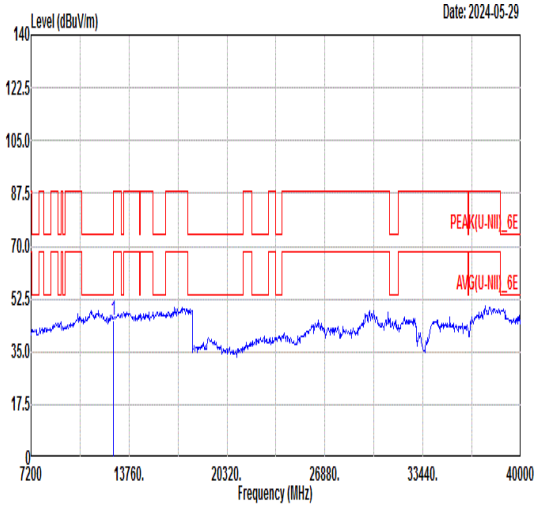 Freq Level Limit Line Margin Read Level Ant Factor Cable Loss Preamp Factor APos TPos Remark MHz dBuV/m dBuV/m dB dBuV dB/m dB dB cm deg 1 12690.00 45.42 74.00 -28.58 55.88 39.75 13.46 63.67 --- --- Peak

Mode	28	
	Harmonic	
	U-NII-6_6.425-6.525_802.11ax HE20_CH97_Full RU_6435MHz	
ANT	CDD 6+17	
Pol.	Horizontal	Vertical
Peak Avg	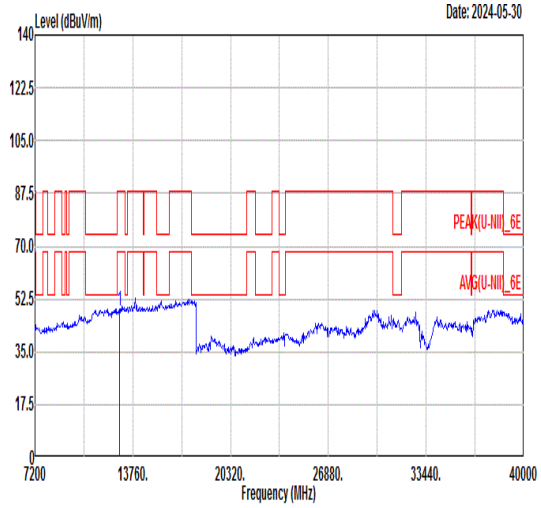 Freq Level Limit Line Margin Read Level Ant Factor Cable Loss Preamp Factor APos TPos Remark MHz dBuV/m dBuV/m dB dBuV dB/m dB dB cm deg 1 12870.00 48.44 88.20 -39.76 58.80 39.84 13.52 63.72 --- --- Peak	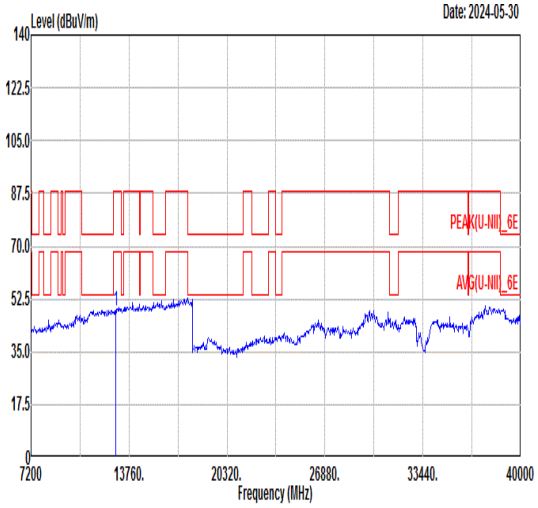 Freq Level Limit Line Margin Read Level Ant Factor Cable Loss Preamp Factor APos TPos Remark MHz dBuV/m dBuV/m dB dBuV dB/m dB dB cm deg 1 12870.00 48.49 88.20 -39.71 58.85 39.84 13.52 63.72 --- --- Peak

Mode	29	
	Harmonic	
	U-NII-6_6.425-6.525_802.11ax HE20_CH105_Full RU_6475MHz	
ANT	CDD 6+17	
Pol.	Horizontal	Vertical
Peak Avg	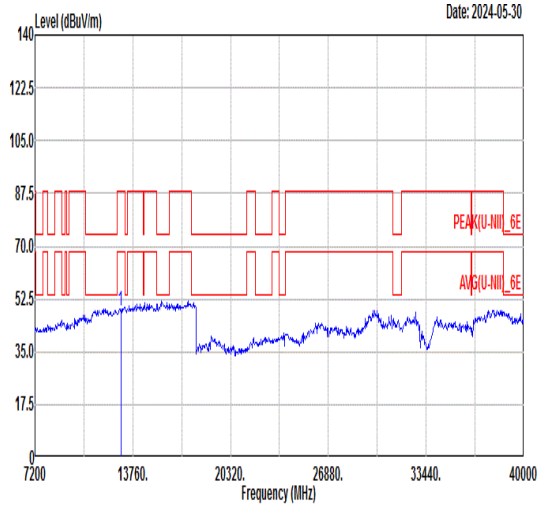 Freq Level Limit Line Margin Read Level Ant Factor Cable Loss Preamp Factor APos TPos Remark MHz dBuV/m dBuV/m dB dBuV dB/m dB dB cm deg 1 12950.00 48.66 88.20 -39.54 58.99 39.88 13.54 63.75 --- --- Peak	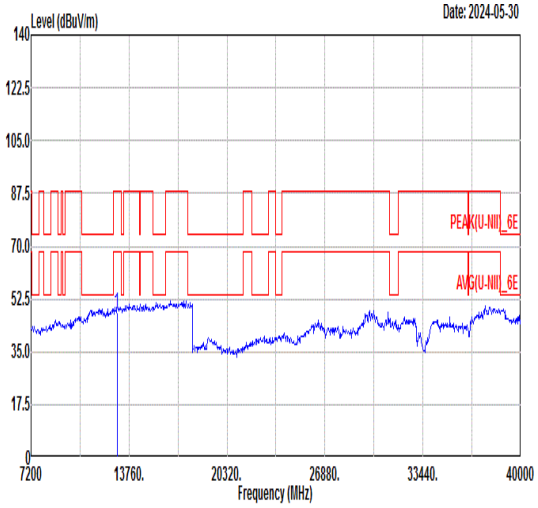 Freq Level Limit Line Margin Read Level Ant Factor Cable Loss Preamp Factor APos TPos Remark MHz dBuV/m dBuV/m dB dBuV dB/m dB dB cm deg 1 12950.00 48.10 88.20 -40.10 58.43 39.88 13.54 63.75 --- --- Peak

Mode	30	
	Harmonic	
	U-NII-6_6.425-6.525_802.11ax HE20_CH113_Full RU_6515MHz	
ANT	CDD 6+17	
Pol.	Horizontal	Vertical
Peak Avg	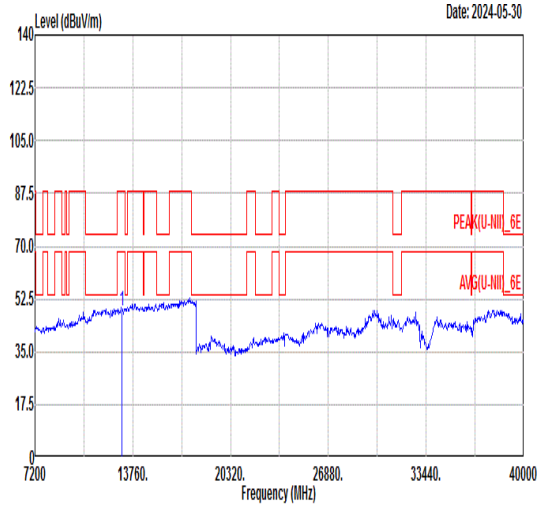 Freq Level Limit Line Margin Read Level Ant Factor Cable Loss Preamp Factor APos TPos Remark MHz dBuV/m dBuV/m dB dBuV dB/m dB dB cm deg 1 13030.00 48.72 88.20 -39.48 58.99 39.92 13.57 63.76 --- --- Peak	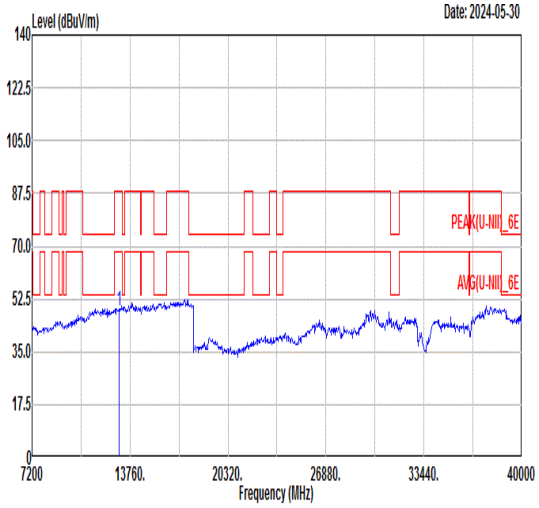 Freq Level Limit Line Margin Read Level Ant Factor Cable Loss Preamp Factor APos TPos Remark MHz dBuV/m dBuV/m dB dBuV dB/m dB dB cm deg 1 13030.00 48.77 88.20 -39.43 59.04 39.92 13.57 63.76 --- --- Peak

Mode	31	
	Harmonic	
	U-NII-6_6.425-6.525_802.11ax HE40_CH99_Full RU_6445MHz	
ANT	CDD 6+17	
Pol.	Horizontal	Vertical
Peak Avg	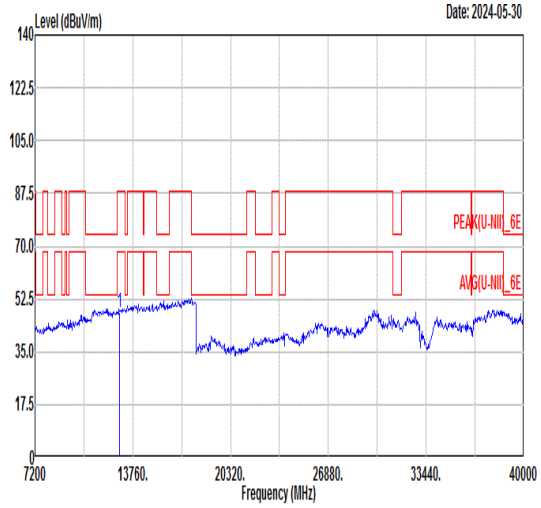 Freq Level Limit Line Margin Read Level Ant Factor Cable Loss Preamp Factor APos TPos Remark MHz dBuV/m dBuV/m dB dBuV dB/m dB dB cm deg 1 12890.00 48.26 88.20 -39.94 58.62 39.85 13.52 63.73 --- --- Peak	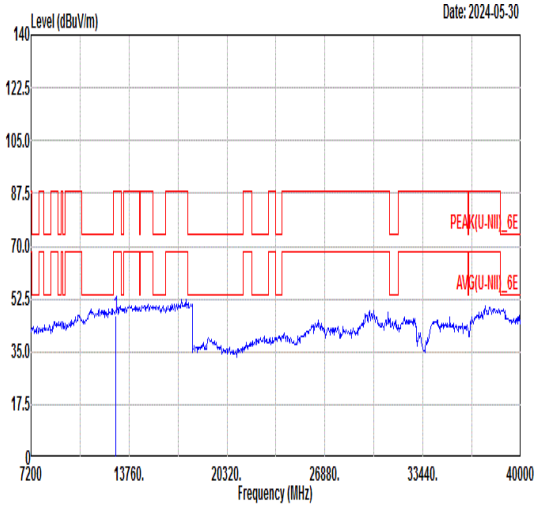 Freq Level Limit Line Margin Read Level Ant Factor Cable Loss Preamp Factor APos TPos Remark MHz dBuV/m dBuV/m dB dBuV dB/m dB dB cm deg 1 12890.00 46.80 88.20 -41.40 57.16 39.85 13.52 63.73 --- --- Peak

Mode	32	
	Harmonic	
	U-NII-6_6.425-6.525_802.11ax HE40_CH107_Full RU_6485MHz	
ANT	CDD 6+17	
Pol.	Horizontal	Vertical
Peak Avg	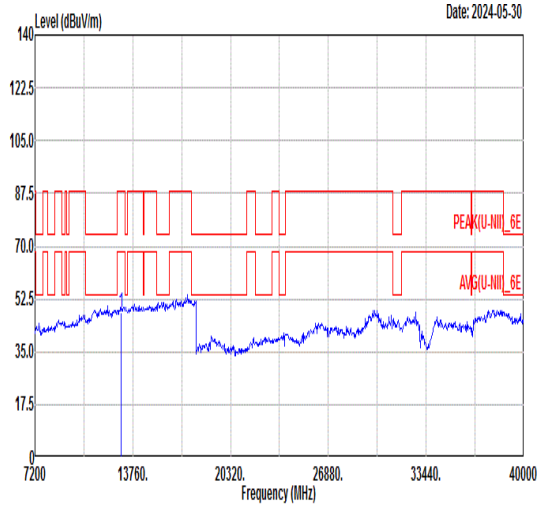 Freq Level Limit Line Margin Read Level Ant Factor Cable Loss Preamp Factor APos TPos Remark MHz dBuV/m dBuV/m dB dBuV dB/m dB dB cm deg 1 12970.00 48.23 88.20 -39.97 58.54 39.89 13.55 63.75 --- --- Peak	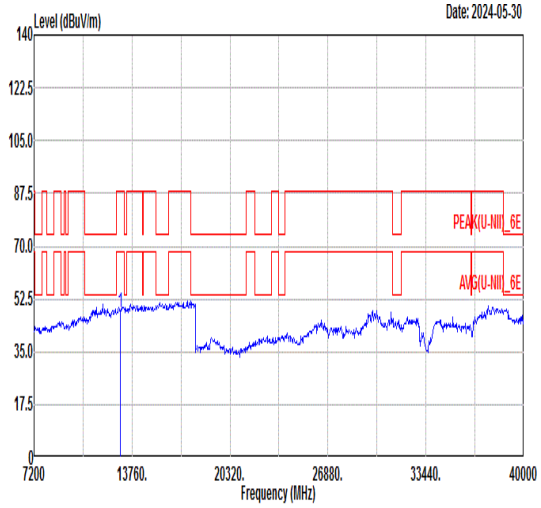 Freq Level Limit Line Margin Read Level Ant Factor Cable Loss Preamp Factor APos TPos Remark MHz dBuV/m dBuV/m dB dBuV dB/m dB dB cm deg 1 12970.00 48.28 88.20 -39.92 58.59 39.89 13.55 63.75 --- --- Peak

Mode	33	
	Harmonic	
	U-NII-6_6.425-6.525_802.11ax HE80_CH103_Full RU_6465MHz	
ANT	CDD 6+17	
Pol.	Horizontal	Vertical
Peak Avg	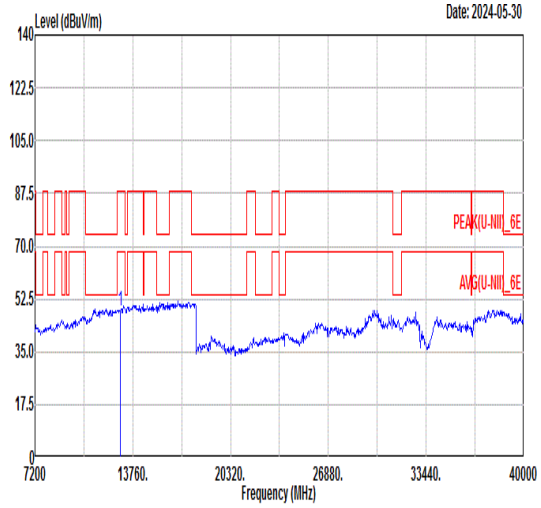 Freq Level Limit Line Margin Read Level Ant Factor Cable Loss Preamp Factor APos TPos Remark MHz dBuV/m dBuV/m dB dBuV dB/m dB dB cm deg 1 12930.00 48.58 88.20 -39.62 58.91 39.87 13.54 63.74 --- --- Peak	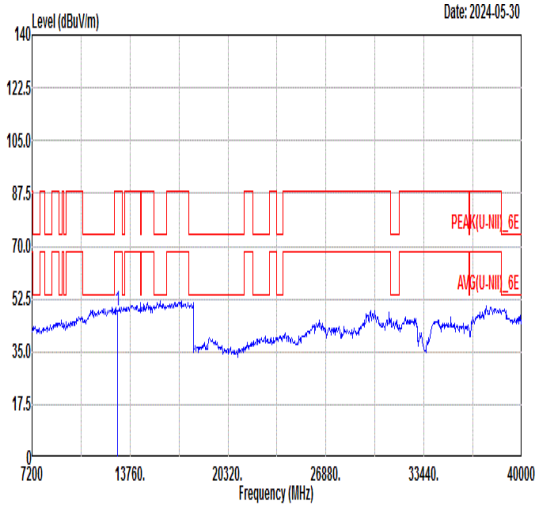 Freq Level Limit Line Margin Read Level Ant Factor Cable Loss Preamp Factor APos TPos Remark MHz dBuV/m dBuV/m dB dBuV dB/m dB dB cm deg 1 12930.00 48.54 88.20 -39.66 58.87 39.87 13.54 63.74 --- --- Peak

Mode	34	
	Harmonic	
	U-NII-6_6.425-6.525_802.11ax HE40_CH115_Full RU_6525MHz	
ANT	CDD 6+17	
Pol.	Horizontal	Vertical
Peak Avg	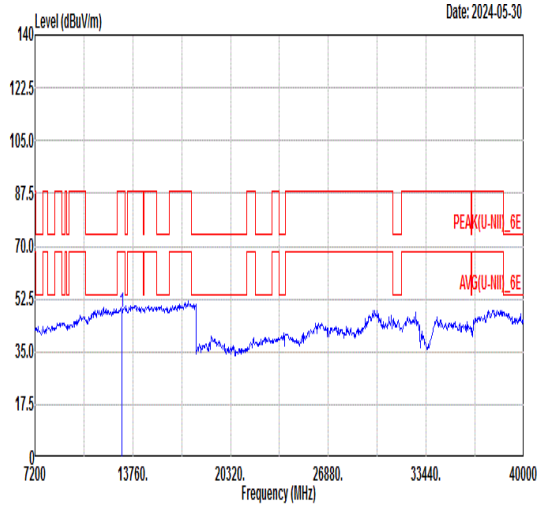 Freq Level Limit Line Margin Read Level Ant Factor Cable Loss Preamp Factor APos TPos Remark MHz dBuV/m dBuV/m dB dBuV dB/m dB dB cm deg 1 13050.00 47.92 88.20 -40.28 58.19 39.93 13.57 63.77 --- --- Peak	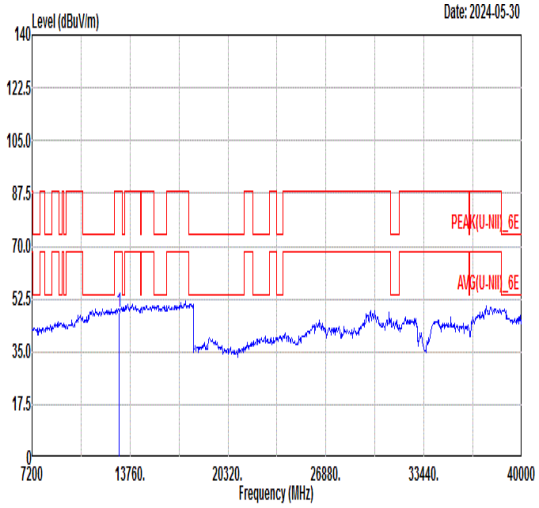 Freq Level Limit Line Margin Read Level Ant Factor Cable Loss Preamp Factor APos TPos Remark MHz dBuV/m dBuV/m dB dBuV dB/m dB dB cm deg 1 13050.00 47.96 88.20 -40.24 58.23 39.93 13.57 63.77 --- --- Peak

Mode	35	
	Harmonic	
	U-NII-6_6.425-6.525_802.11ax HE80_CH119_Full RU_6545MHz	
ANT	CDD 6+17	
Pol.	Horizontal	Vertical
Peak Avg	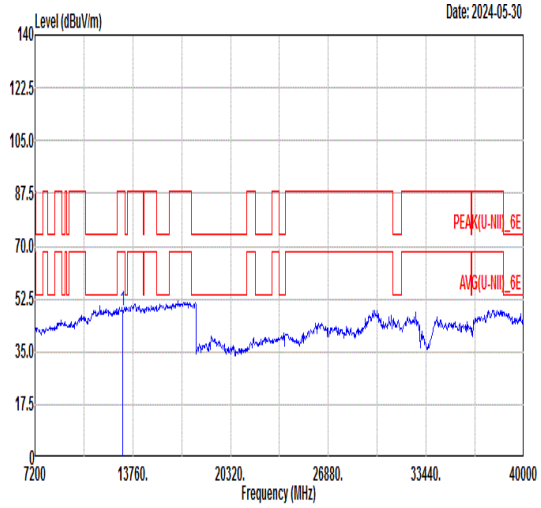 Freq Level Limit Line Margin Read Level Ant Factor Cable Loss Preamp Factor APos TPos Remark MHz dBuV/m dBuV/m dB dBuV dB/m dB dB cm deg 1 13090.00 48.65 88.20 -39.55 58.89 39.94 13.59 63.77 --- --- Peak	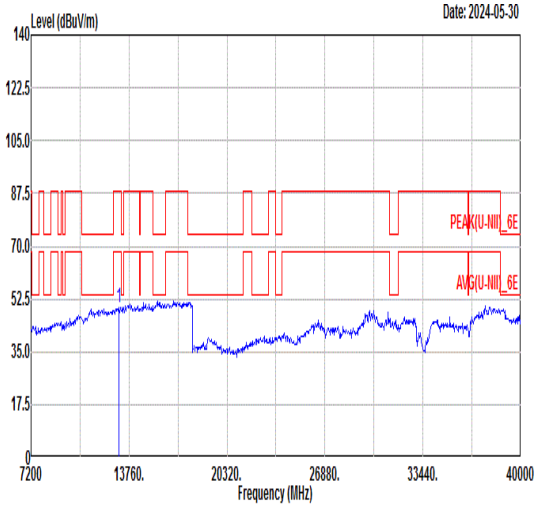 Freq Level Limit Line Margin Read Level Ant Factor Cable Loss Preamp Factor APos TPos Remark MHz dBuV/m dBuV/m dB dBuV dB/m dB dB cm deg 1 13090.00 49.56 88.20 -38.64 59.80 39.94 13.59 63.77 --- --- Peak

Mode	36	
	Harmonic	
	U-NII-6_6.425-6.525_802.11ax HE160_CH111_Full RU_6505MHz	
ANT	CDD 6+17	
Pol.	Horizontal	Vertical
Peak Avg	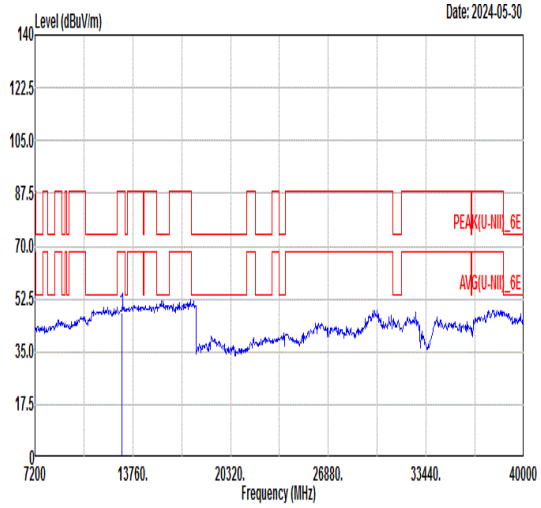 Freq Level Limit Line Margin Read Level Ant Factor Cable Loss Preamp Factor APos TPos Remark MHz dBuV/m dBuV/m dB dBuV dB/m dB dB cm deg 1 13010.00 48.02 88.20 -40.18 58.31 39.91 13.56 63.76 --- --- Peak	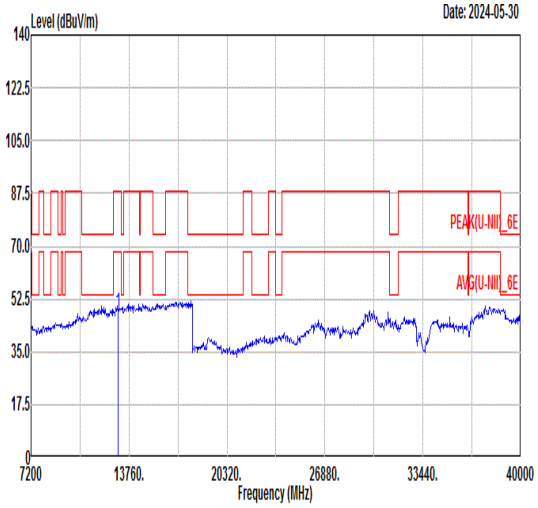 Freq Level Limit Line Margin Read Level Ant Factor Cable Loss Preamp Factor APos TPos Remark MHz dBuV/m dBuV/m dB dBuV dB/m dB dB cm deg 1 13010.00 48.26 88.20 -39.94 58.55 39.91 13.56 63.76 --- --- Peak

Mode	37	
	Harmonic	
	U-NII-7_6.525-6.875_802.11ax HE20_CH117_Full RU_6535MHz	
ANT	CDD 6+17	
Pol.	Horizontal	Vertical
Peak Avg	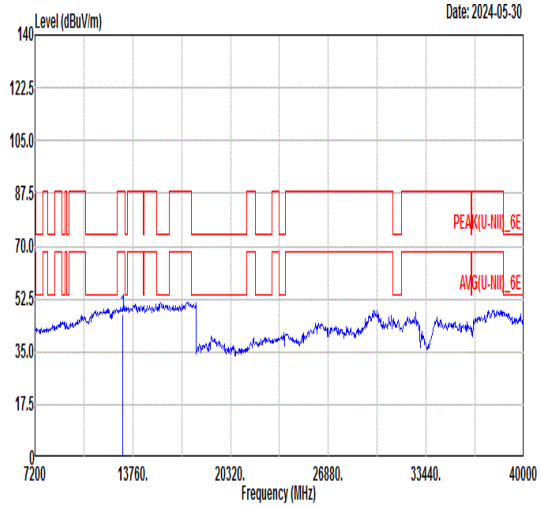 Freq Level Limit Line Margin Read Level Ant Factor Cable Loss Preamp Factor APos TPos Remark MHz dBuV/m dBuV/m dB dBuV dB/m dB dB cm deg 1 13070.00 47.46 88.20 -40.74 57.71 39.94 13.58 63.77 --- --- Peak	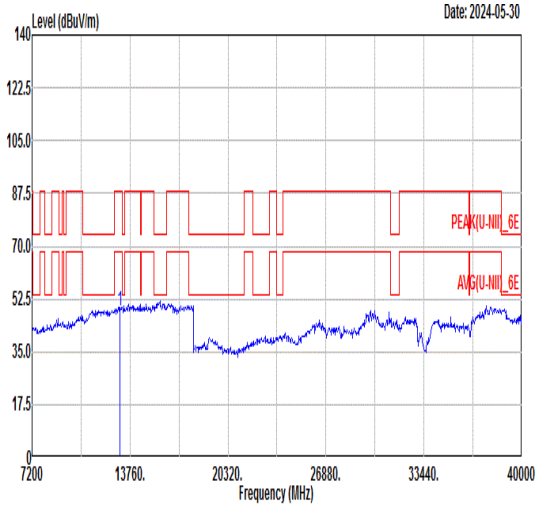 Freq Level Limit Line Margin Read Level Ant Factor Cable Loss Preamp Factor APos TPos Remark MHz dBuV/m dBuV/m dB dBuV dB/m dB dB cm deg 1 13070.00 48.80 88.20 -39.40 59.05 39.94 13.58 63.77 --- --- Peak

Mode	38	
	Harmonic	
	U-NII-7_6.525-6.875_802.11ax HE20_CH149_Full RU_6695MHz	
ANT	CDD 6+17	
Pol.	Horizontal	Vertical
Peak Avg	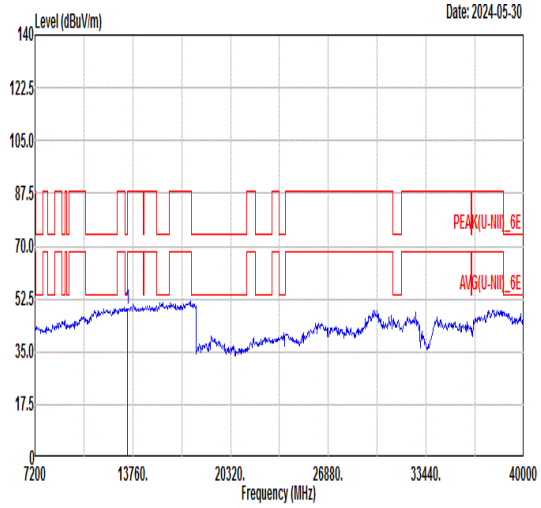 Freq Level Limit Line Margin Read Level Ant Factor Cable Loss Preamp Factor APos TPos Remark MHz dBuV/m dBuV/m dB dBuV dB/m dB dB cm deg 1 13390.00 49.26 74.00 -24.74 59.30 40.10 13.68 63.82 --- --- Peak	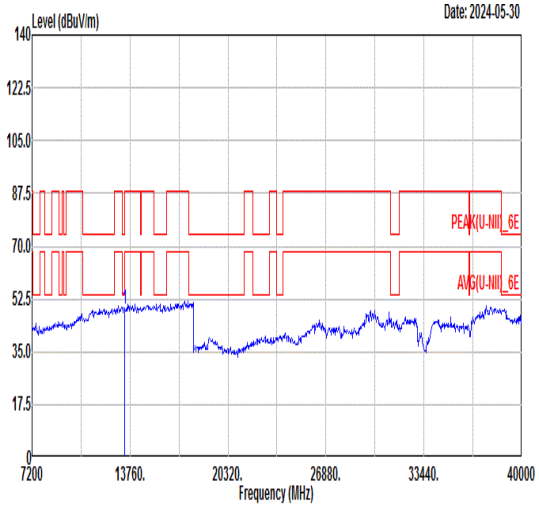 Freq Level Limit Line Margin Read Level Ant Factor Cable Loss Preamp Factor APos TPos Remark MHz dBuV/m dBuV/m dB dBuV dB/m dB dB cm deg 1 13390.00 49.24 74.00 -24.76 59.28 40.10 13.68 63.82 --- --- Peak

Mode	39	
	Harmonic	
	U-NII-7_6.525-6.875_802.11ax HE40_CH123_Full RU_6565MHz	
ANT	CDD 6+17	
Pol.	Horizontal	Vertical
Peak Avg	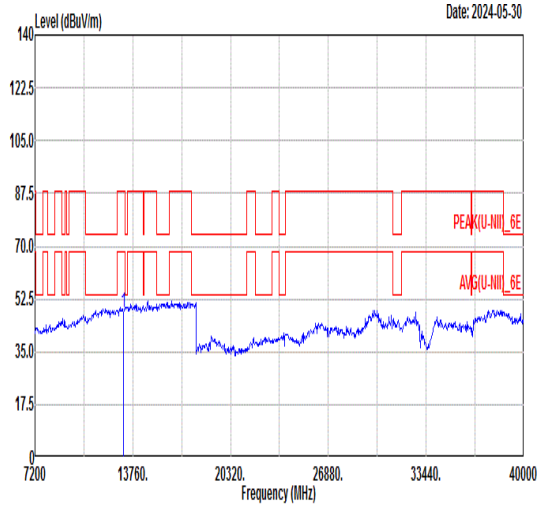 Freq Level Limit Line Margin Read Level Ant Factor Cable Loss Preamp Factor APos TPos Remark MHz dBuV/m dBuV/m dB dBuV dB/m dB dB cm deg 1 13130.00 48.21 88.20 -39.99 58.42 39.97 13.60 63.78 --- --- Peak	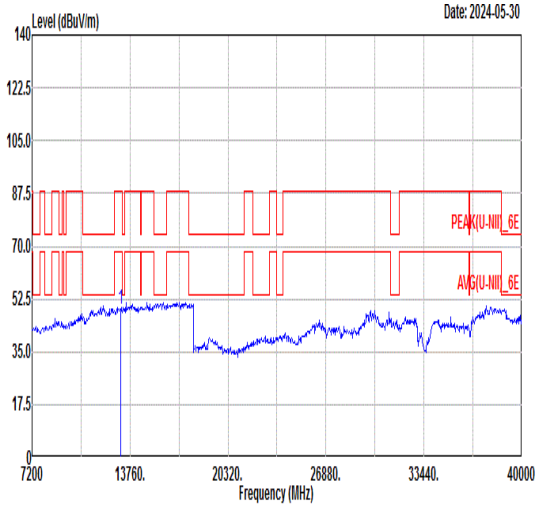 Freq Level Limit Line Margin Read Level Ant Factor Cable Loss Preamp Factor APos TPos Remark MHz dBuV/m dBuV/m dB dBuV dB/m dB dB cm deg 1 13130.00 49.02 88.20 -39.18 59.23 39.97 13.60 63.78 --- --- Peak

Mode	40	
	Harmonic	
	U-NII-7_6.525-6.875_802.11ax HE40_CH147_Full RU_6685MHz	
ANT	CDD 6+17	
Pol.	Horizontal	Vertical
Peak Avg	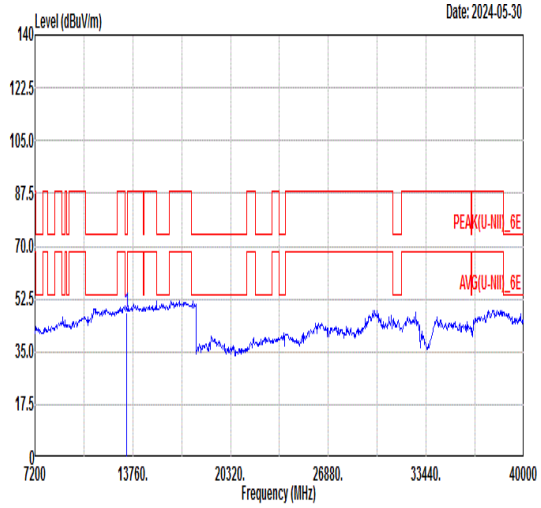 Freq Level Limit Line Margin Read Level Ant Factor Cable Loss Preamp Factor APos TPos Remark MHz dBuV/m dBuV/m dB dBuV dB/m dB dB cm deg 1 13370.00 47.90 74.00 -26.10 57.96 40.09 13.67 63.82 --- --- Peak	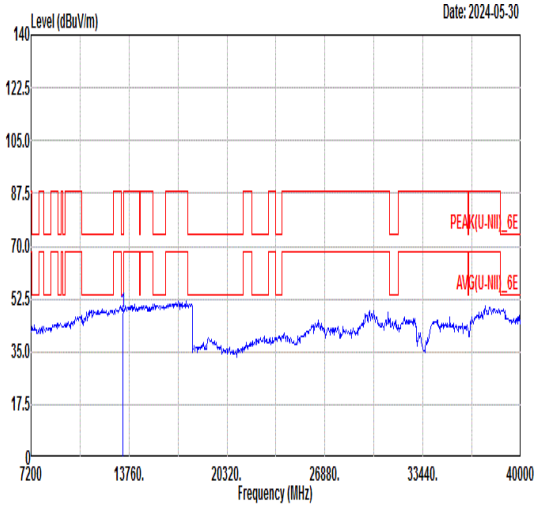 Freq Level Limit Line Margin Read Level Ant Factor Cable Loss Preamp Factor APos TPos Remark MHz dBuV/m dBuV/m dB dBuV dB/m dB dB cm deg 1 13370.00 48.17 74.00 -25.83 58.23 40.09 13.67 63.82 --- --- Peak

Mode	41	
	Harmonic	
	U-NII-7_6.525-6.875_802.11ax HE40_CH179_Full RU_6845MHz	
ANT	CDD 6+17	
Pol.	Horizontal	Vertical
Peak Avg	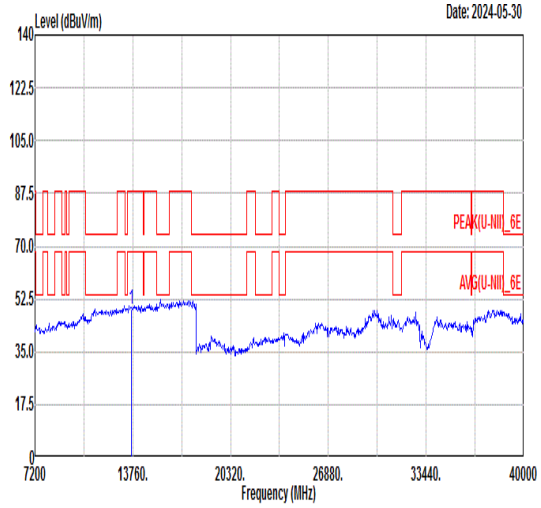 Freq Level Limit Line Margin Read Level Ant Factor Cable Loss Preamp Factor APos TPos Remark MHz dBuV/m dBuV/m dB dBuV dB/m dB dB cm deg 1 13690.00 49.35 88.20 -38.85 59.18 40.25 13.78 63.86 --- --- Peak	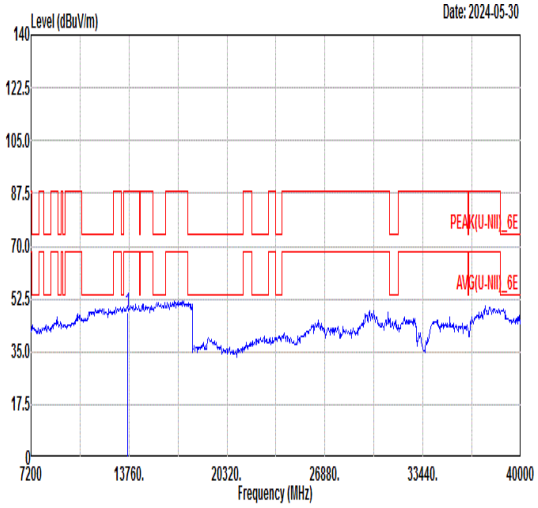 Freq Level Limit Line Margin Read Level Ant Factor Cable Loss Preamp Factor APos TPos Remark MHz dBuV/m dBuV/m dB dBuV dB/m dB dB cm deg 1 13690.00 47.92 88.20 -40.28 57.75 40.25 13.78 63.86 --- --- Peak

Mode	42	
	Harmonic	
	U-NII-7_6.525-6.875_802.11ax HE80_CH135_Full RU_6625MHz	
ANT	CDD 6+17	
Pol.	Horizontal	Vertical
Peak Avg	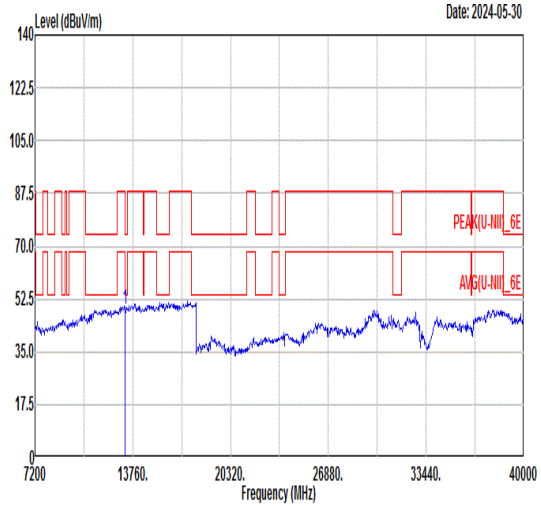 Freq Level Limit Line Margin Read Level Ant Factor Cable Loss Preamp Factor APos TPos Remark MHz dBuV/m dBuV/m dB dBuV dB/m dB dB cm deg 1 13250.00 49.15 74.00 -24.85 59.28 40.03 13.64 63.80 --- --- Peak	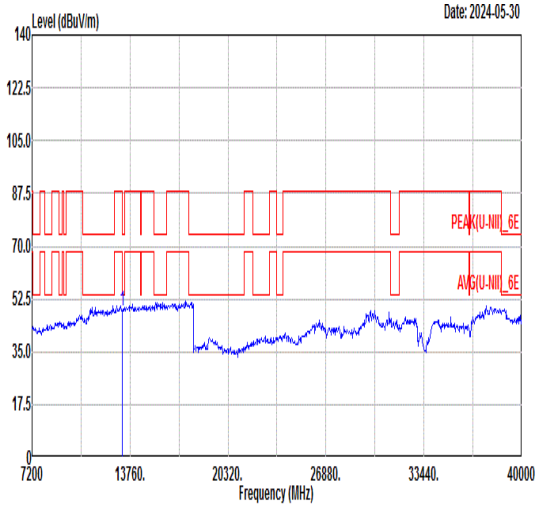 Freq Level Limit Line Margin Read Level Ant Factor Cable Loss Preamp Factor APos TPos Remark MHz dBuV/m dBuV/m dB dBuV dB/m dB dB cm deg 1 13250.00 48.45 74.00 -25.55 58.58 40.03 13.64 63.80 --- --- Peak

Mode	43	
	Harmonic	
	U-NII-7_6.525-6.875_802.11ax HE80_CH151_Full RU_6705MHz	
ANT	CDD 6+17	
Pol.	Horizontal	Vertical
Peak Avg	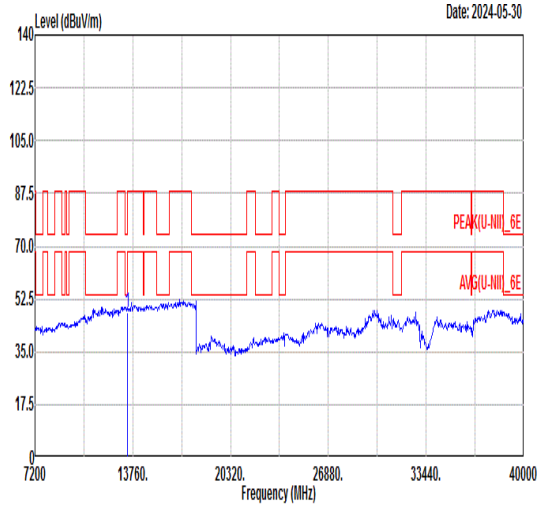 Freq Level Limit Line Margin Read Level Ant Factor Cable Loss Preamp Factor APos TPos Remark MHz dBuV/m dBuV/m dB dBuV dB/m dB dB cm deg 1 13410.00 47.92 88.20 -40.28 57.94 40.11 13.69 63.82 --- --- Peak	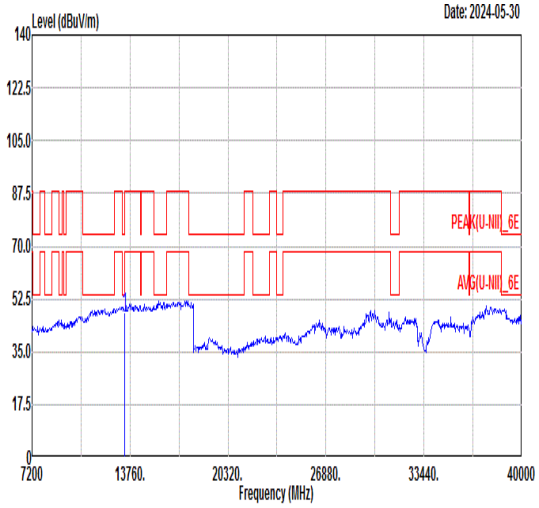 Freq Level Limit Line Margin Read Level Ant Factor Cable Loss Preamp Factor APos TPos Remark MHz dBuV/m dBuV/m dB dBuV dB/m dB dB cm deg 1 13410.00 47.94 88.20 -40.26 57.96 40.11 13.69 63.82 --- --- Peak

Mode	44	
	Harmonic	
	U-NII-7_6.525-6.875_802.11ax HE160_CH143_Full RU_6665MHz	
ANT	CDD 6+17	
Pol.	Horizontal	Vertical
Peak Avg	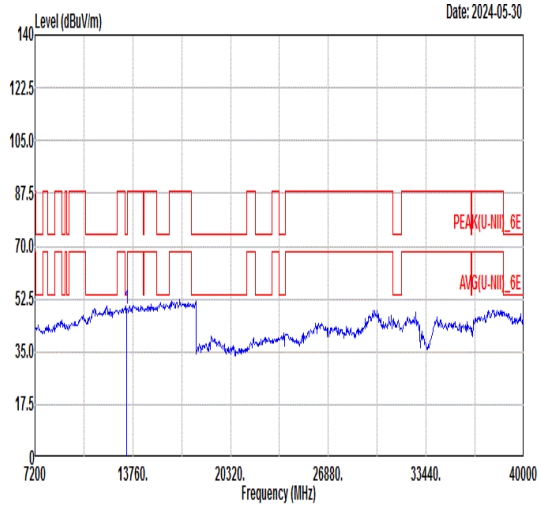 Freq Level Limit Line Margin Read Level Ant Factor Cable Loss Preamp Factor APos TPos Remark MHz dBuV/m dBuV/m dB dBuV dB/m dB dB cm deg 1 13330.00 49.15 74.00 -24.85 59.23 40.07 13.66 63.81 --- --- Peak	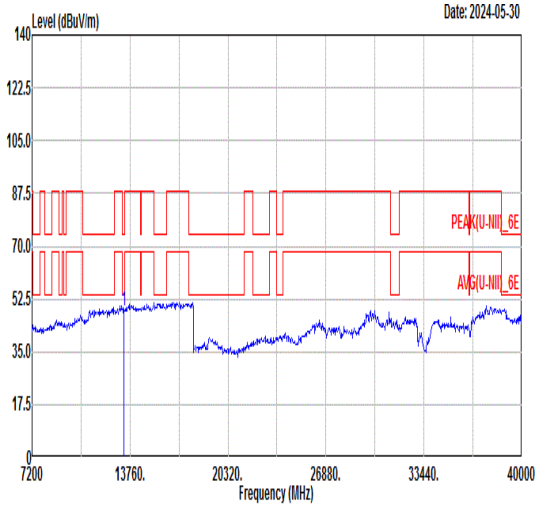 Freq Level Limit Line Margin Read Level Ant Factor Cable Loss Preamp Factor APos TPos Remark MHz dBuV/m dBuV/m dB dBuV dB/m dB dB cm deg 1 13330.00 48.39 74.00 -25.61 58.47 40.07 13.66 63.81 --- --- Peak

Mode	45	
	Harmonic	
	U-NII-7_6.525-6.875_802.11ax HE20_CH185_Full_6875MHz	
ANT	CDD 6+17	
Pol.	Horizontal	Vertical
Peak Avg	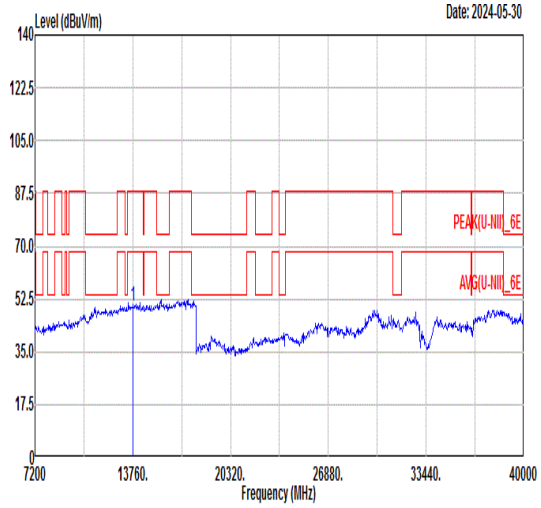 Freq Level Limit Line Margin Read Level Ant Factor Cable Loss Preamp Factor APos TPos Remark MHz dBuV/m dBuV/m dB dBuV dB/m dB dB cm deg 1 13750.00 50.19 88.20 -38.01 59.99 40.28 13.79 63.87 --- --- Peak	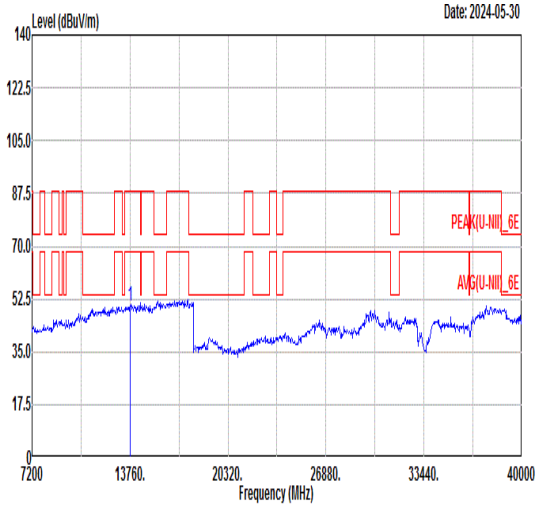 Freq Level Limit Line Margin Read Level Ant Factor Cable Loss Preamp Factor APos TPos Remark MHz dBuV/m dBuV/m dB dBuV dB/m dB dB cm deg 1 13750.00 50.25 88.20 -37.95 60.05 40.28 13.79 63.87 --- --- Peak

Mode	46	
	Harmonic	
	U-NII-7_6.525-6.875_802.11ax HE80_CH183_Full_6865MHz	
ANT	CDD 6+17	
Pol.	Horizontal	Vertical
Peak Avg	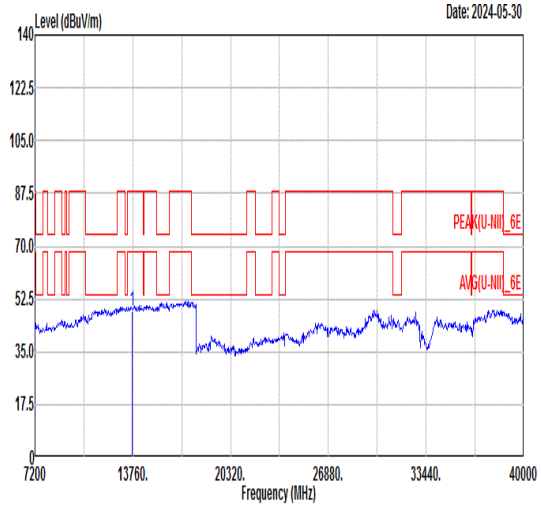 Freq Level Limit Line Margin Read Level Ant Factor Cable Loss Preamp Factor APos TPos Remark MHz dBuV/m dBuV/m dB dBuV dB/m dB dB cm deg 1 13730.00 48.67 88.20 -39.53 58.48 40.27 13.79 63.87 --- --- Peak	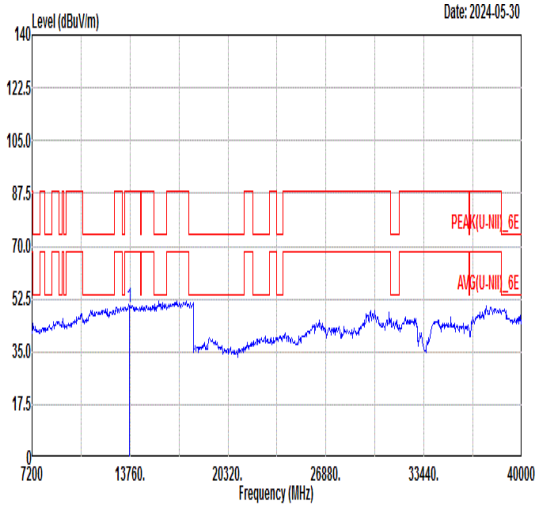 Freq Level Limit Line Margin Read Level Ant Factor Cable Loss Preamp Factor APos TPos Remark MHz dBuV/m dBuV/m dB dBuV dB/m dB dB cm deg 1 13730.00 49.74 88.20 -38.46 59.55 40.27 13.79 63.87 --- --- Peak

Mode	47	
	Harmonic	
	U-NII-7_6.525-6.875_802.11ax HE160_CH175_Full RU_6825MHz	
ANT	CDD 6+17	
Pol.	Horizontal	Vertical
Peak Avg	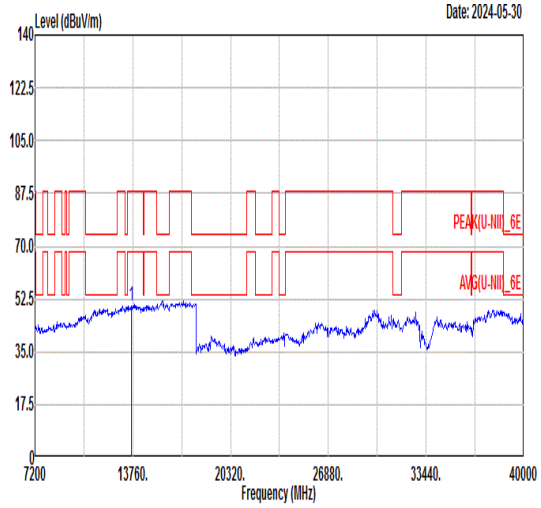 Freq Level Limit Line Margin Read Level Ant Factor Cable Loss Preamp Factor APos TPos Remark MHz dBuV/m dBuV/m dB dBuV dB/m dB dB cm deg 1 13650.00 50.26 88.20 -37.94 60.13 40.23 13.76 63.86 --- --- Peak	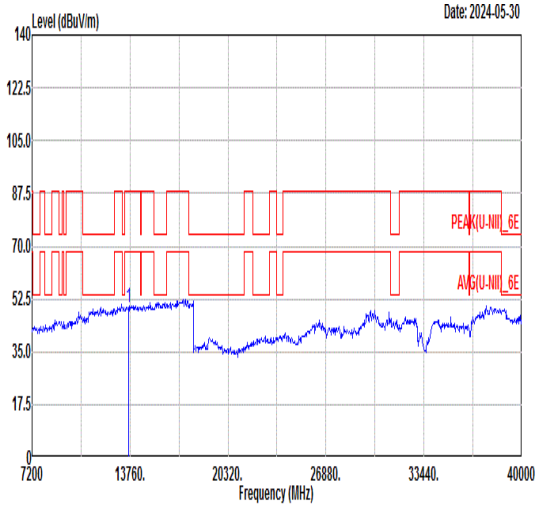 Freq Level Limit Line Margin Read Level Ant Factor Cable Loss Preamp Factor APos TPos Remark MHz dBuV/m dBuV/m dB dBuV dB/m dB dB cm deg 1 13650.00 49.60 88.20 -38.60 59.47 40.23 13.76 63.86 --- --- Peak

Mode	48	
	Harmonic	
	U-NII-8_6.875-7.125_802.11ax HE20_CH189_Full RU_6895MHz	
ANT	CDD 6+17	
Pol.	Horizontal	Vertical
Peak Avg	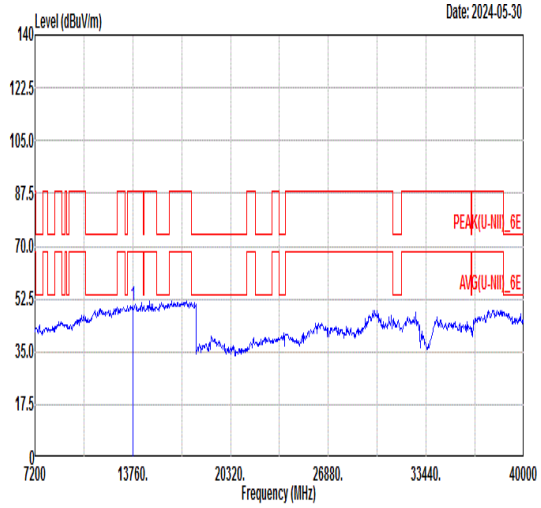 Freq Level Limit Line Margin Read Level Ant Factor Cable Loss Preamp Factor APos TPos Remark MHz dBuV/m dBuV/m dB dBuV dB/m dB dB cm deg 1 13790.00 50.26 88.20 -37.94 60.03 40.30 13.81 63.88 --- --- Peak	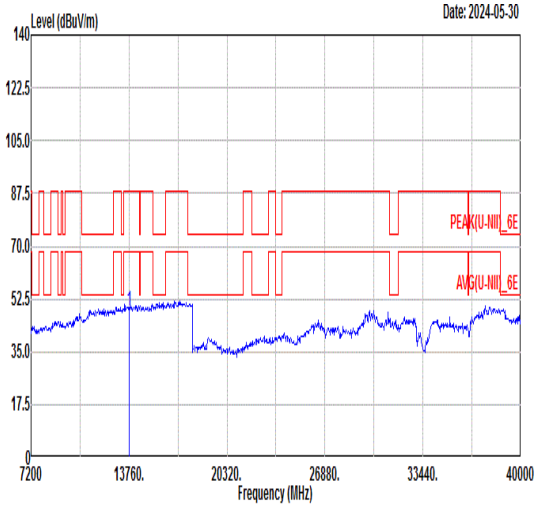 Freq Level Limit Line Margin Read Level Ant Factor Cable Loss Preamp Factor APos TPos Remark MHz dBuV/m dBuV/m dB dBuV dB/m dB dB cm deg 1 13790.00 48.43 88.20 -39.77 58.20 40.30 13.81 63.88 --- --- Peak

Mode	49	
	Harmonic	
	U-NII-8_6.875-7.125_802.11ax HE20_CH209_Full RU_6995MHz	
ANT	CDD 6+17	
Pol.	Horizontal	Vertical
Peak Avg	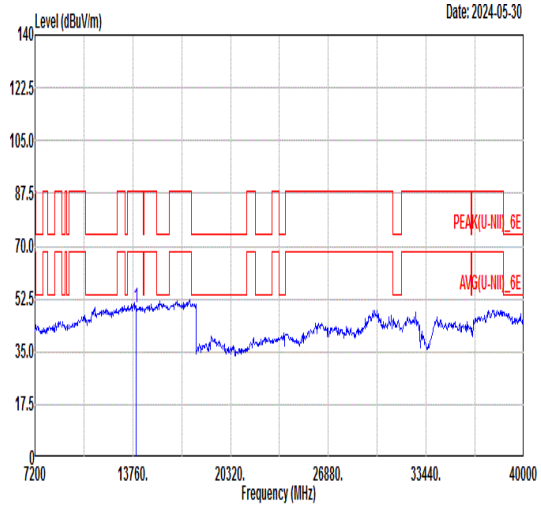 Freq Level Limit Line Margin Read Level Ant Factor Cable Loss Preamp Factor APos TPos Remark MHz dBuV/m dBuV/m dB dBuV dB/m dB dB cm deg 1 13990.00 49.84 88.20 -38.36 59.48 40.40 13.87 63.91 --- --- Peak	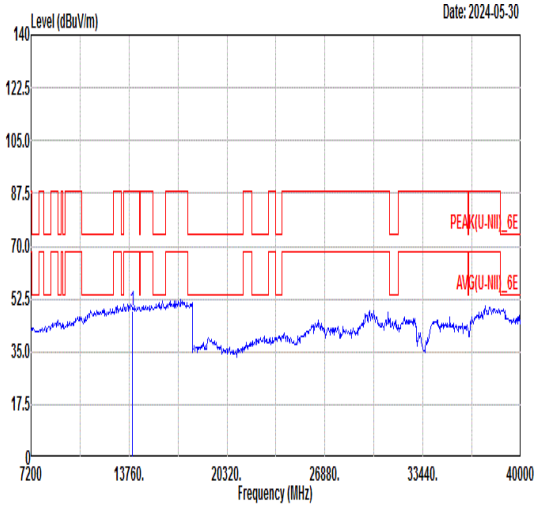 Freq Level Limit Line Margin Read Level Ant Factor Cable Loss Preamp Factor APos TPos Remark MHz dBuV/m dBuV/m dB dBuV dB/m dB dB cm deg 1 13990.00 48.59 88.20 -39.61 58.23 40.40 13.87 63.91 --- --- Peak

Mode	50	
	Harmonic	
	U-NII-8_6.875-7.125_802.11ax HE20_CH229_Full RU_7095MHz	
ANT	CDD 6+17	
Pol.	Horizontal	Vertical
Peak Avg	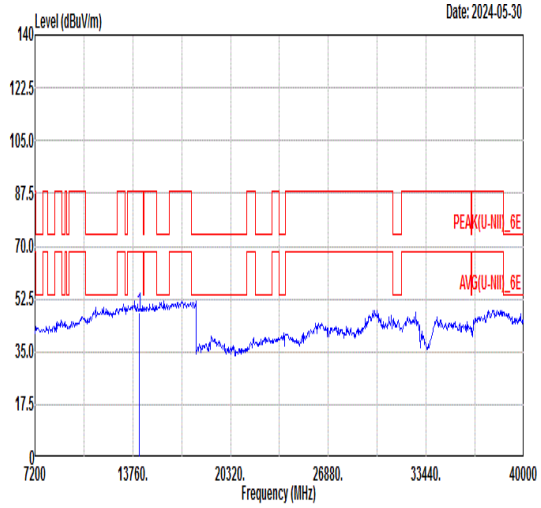 Freq Level Limit Line Margin Read Level Ant Factor Cable Loss Preamp Factor APos TPos Remark MHz dBuV/m dBuV/m dB dBuV dB/m dB dB cm deg 1 14190.00 48.12 88.20 -40.08 57.67 40.38 13.96 63.89 --- --- Peak	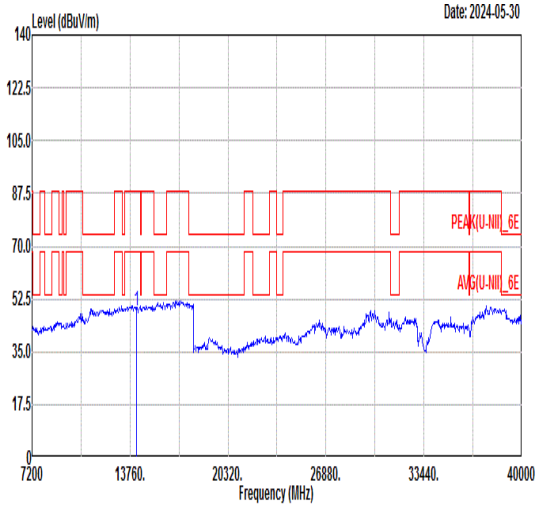 Freq Level Limit Line Margin Read Level Ant Factor Cable Loss Preamp Factor APos TPos Remark MHz dBuV/m dBuV/m dB dBuV dB/m dB dB cm deg 1 14190.00 48.72 88.20 -39.48 58.27 40.38 13.96 63.89 --- --- Peak

Mode	51	
	Band Edge	
	U-NII-8_6.875-7.125_802.11ax HE20_CH229_Partial_RU RU26/8_7095MHz	
ANT	CDD 6+17	
Pol.	Horizontal	Fundamental
Peak	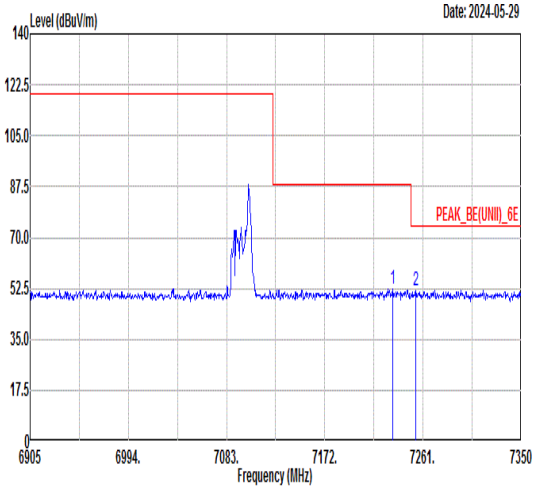 Freq Level Limit Line Margin (dB) Read Level Ant Factor Cable Loss Preamp Factor APos TPos Remark MHz dBuV/m dBuV/m dBuV dB/m dB dB cm deg 1 7233.41 52.56 88.20 -35.64 39.08 36.91 10.18 33.61 100 276 PEAK 2 7254.33 51.84 74.00 -22.16 38.36 36.90 10.18 33.60 100 276 PEAK	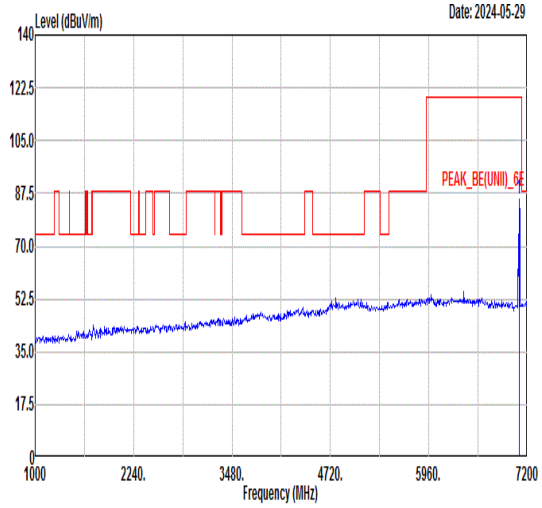 Freq Level Limit Line Margin (dB) Read Level Ant Factor Cable Loss Preamp Factor APos TPos Remark MHz dBuV/m dBuV/m dBuV dB/m dB dB cm deg 1 7095.00 85.72 ------ ------ 72.22 36.96 10.20 33.66 100 276 PEAK
Avg	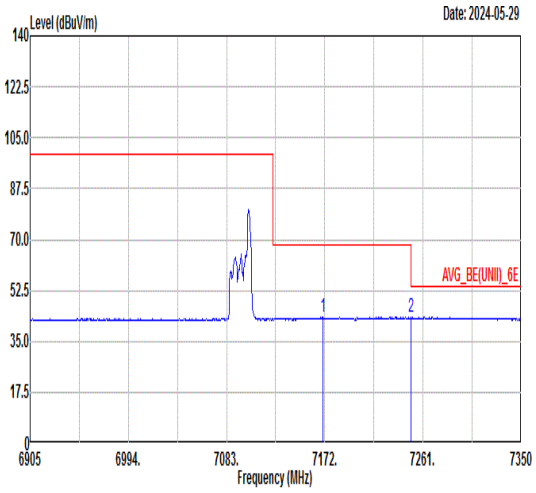 Freq Level Limit Line Margin (dB) Read Level Ant Factor Cable Loss Preamp Factor APos TPos Remark MHz dBuV/m dBuV/m dBuV dB/m dB dB cm deg 1 7170.22 43.21 68.20 -24.99 29.72 36.93 10.19 33.63 100 276 AVERAGE 2 7250.32 43.29 54.00 -10.71 29.81 36.90 10.18 33.60 100 276 AVERAGE	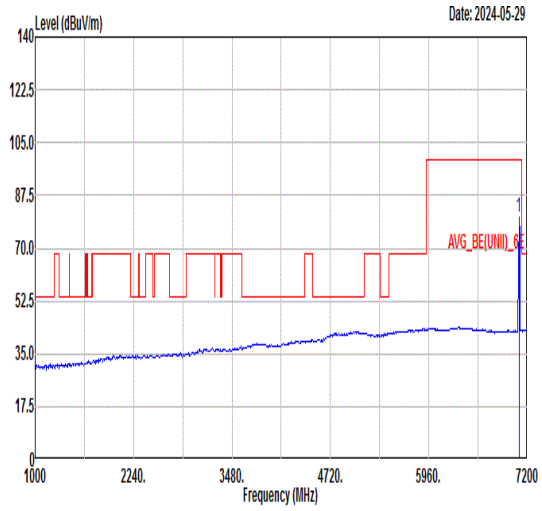 Freq Level Limit Line Margin (dB) Read Level Ant Factor Cable Loss Preamp Factor APos TPos Remark MHz dBuV/m dBuV/m dBuV dB/m dB dB cm deg 1 7095.00 80.32 ------ ------ 66.82 36.96 10.20 33.66 100 276 AVERAGE

Mode	51
	Band Edge
	U-NII-8_6.875-7.125_802.11ax HE20_CH229_Partial_RU RU26/8_7095MHz
ANT	CDD 6+17

Pol.	Vertical	Fundamental
Peak	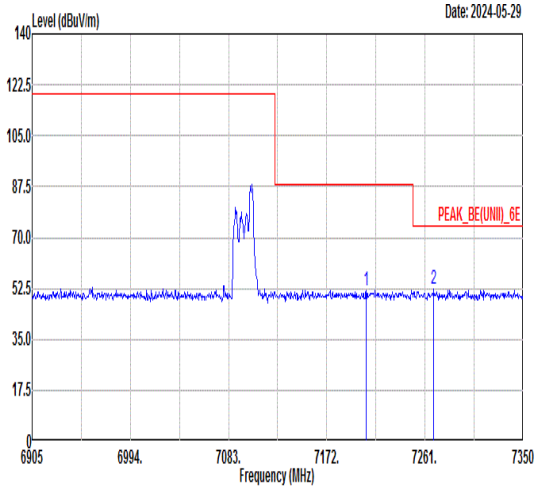 Freq Level Limit Line Margin (dB) Read Level Ant Factor Cable Loss Preamp Factor APos TPos Remark MHz dBuV/m dBuV/m dBuV dB/m dB dB cm deg 1 7207.60 51.97 88.20 -36.23 38.49 36.92 10.18 33.62 100 118 PEAK 2 7269.01 52.24 74.00 -21.76 38.76 36.89 10.18 33.59 100 118 PEAK	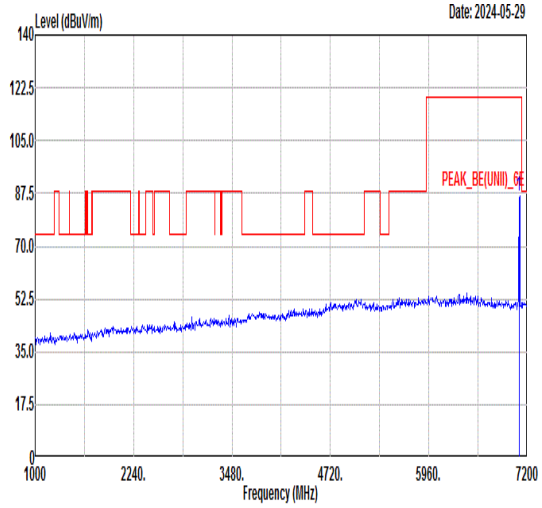 Freq Level Limit Line Margin (dB) Read Level Ant Factor Cable Loss Preamp Factor APos TPos Remark MHz dBuV/m dBuV/m dBuV dB/m dB dB cm deg 1 7095.00 86.88 ------ ------ 73.38 36.96 10.20 33.66 100 118 PEAK
Avg	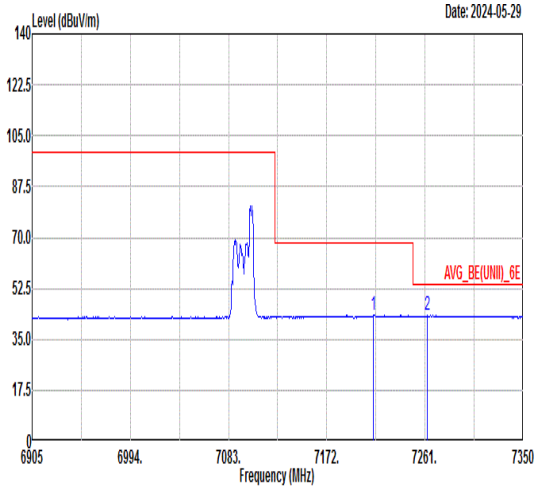 Freq Level Limit Line Margin (dB) Read Level Ant Factor Cable Loss Preamp Factor APos TPos Remark MHz dBuV/m dBuV/m dBuV dB/m dB dB cm deg 1 7213.83 43.21 68.20 -24.99 29.73 36.91 10.18 33.61 100 118 AVERAGE 2 7262.78 43.18 54.00 -10.82 29.70 36.89 10.18 33.59 100 118 AVERAGE	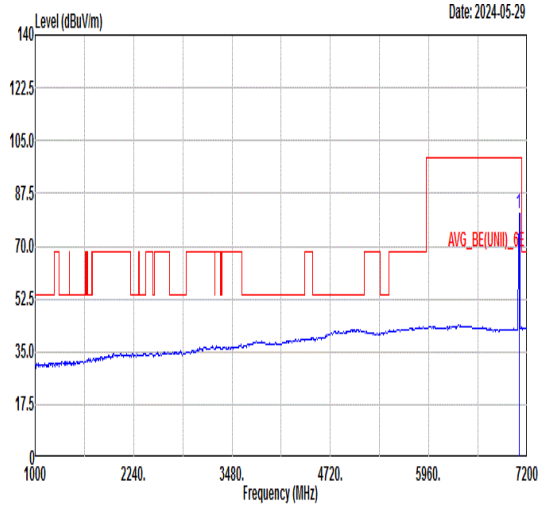 Freq Level Limit Line Margin (dB) Read Level Ant Factor Cable Loss Preamp Factor APos TPos Remark MHz dBuV/m dBuV/m dBuV dB/m dB dB cm deg 1 7095.00 80.86 ------ ------ 67.36 36.96 10.20 33.66 100 118 AVERAGE

Mode	51	
	Harmonic	
	U-NII-8_6.875-7.125_802.11ax HE20_CH229_Partial_RU RU26/8_7095MHz	
ANT	CDD 6+17	
Pol.	Horizontal	Vertical
Peak Avg	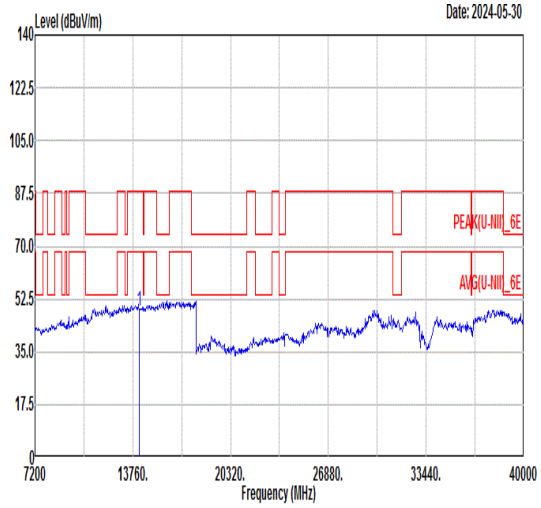 Freq Level Limit Line Margin Read Level Ant Factor Cable Loss Preamp Factor APos TPos Remark MHz dBuV/m dBuV/m dB dBuV dB/m dB dB cm deg 1 14190.00 48.67 88.20 -39.53 58.22 40.38 13.96 63.89 --- --- Peak	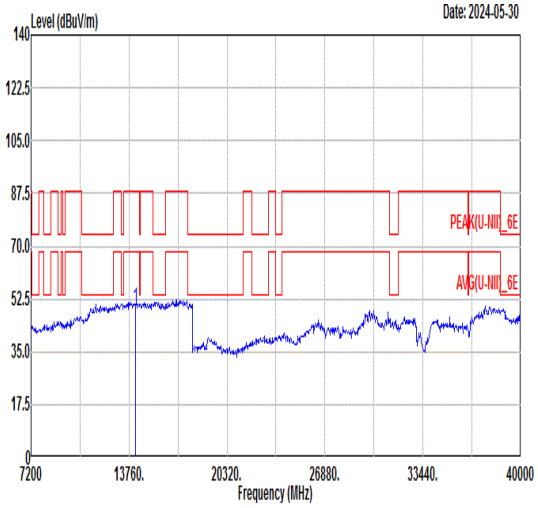 Freq Level Limit Line Margin Read Level Ant Factor Cable Loss Preamp Factor APos TPos Remark MHz dBuV/m dBuV/m dB dBuV dB/m dB dB cm deg 1 14190.00 49.64 88.20 -38.56 59.19 40.38 13.96 63.89 --- --- Peak

Mode	52	
	Band Edge	
	U-NII-8_6.875-7.125_802.11ax HE20_CH229_Partial_RU RU52/40_7095MHz	
ANT	CDD 6+17	
Pol.	Horizontal	Fundamental
Peak	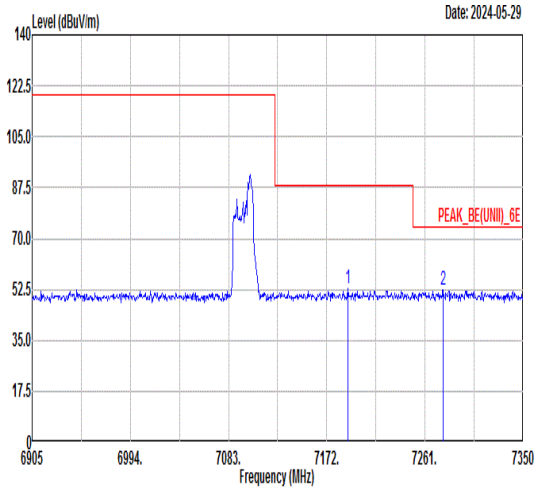 Freq Level Limit Line Margin (dB) Read Level Ant Factor Cable Loss Preamp Factor APos TPos Remark MHz dBuV/m dBuV/m dBuV dB/m dB dB cm deg 1 7191.14 52.68 88.20 -35.52 39.20 36.92 10.18 33.62 200 196 PEAK 2 7277.47 52.10 74.00 -21.90 38.62 36.89 10.18 33.59 200 196 PEAK	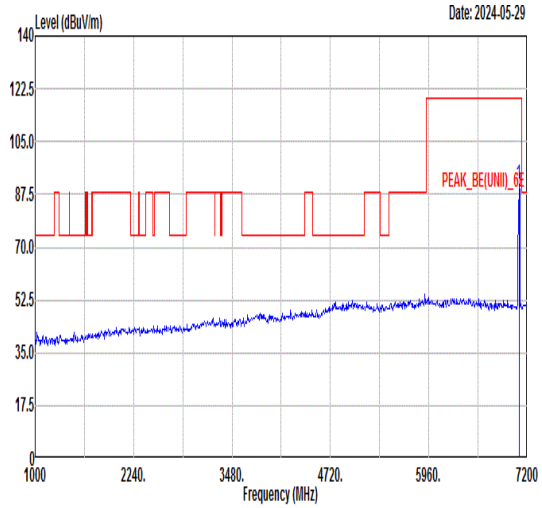 Freq Level Limit Line Margin (dB) Read Level Ant Factor Cable Loss Preamp Factor APos TPos Remark MHz dBuV/m dBuV/m dBuV dB/m dB dB cm deg 1 7095.00 91.04 ------ ------ 77.54 36.96 10.20 33.66 200 196 PEAK
Avg	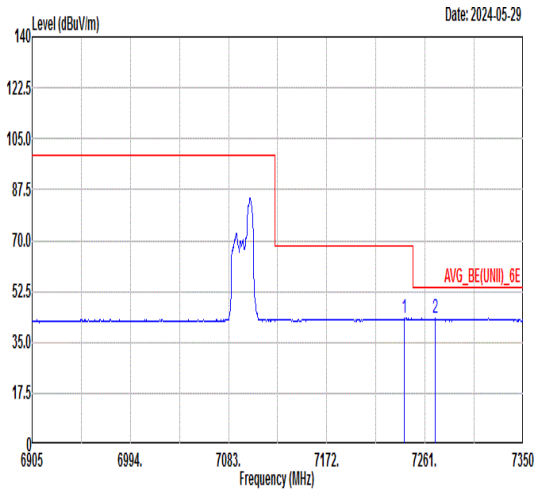 Freq Level Limit Line Margin (dB) Read Level Ant Factor Cable Loss Preamp Factor APos TPos Remark MHz dBuV/m dBuV/m dBuV dB/m dB dB cm deg 1 7242.31 43.23 68.20 -24.97 29.75 36.90 10.18 33.60 200 196 AVERAGE 2 7270.35 43.10 54.00 -10.90 29.62 36.89 10.18 33.59 200 196 AVERAGE	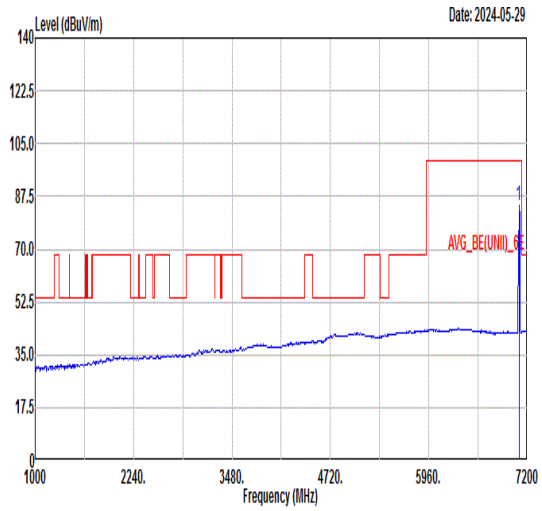 Freq Level Limit Line Margin (dB) Read Level Ant Factor Cable Loss Preamp Factor APos TPos Remark MHz dBuV/m dBuV/m dBuV dB/m dB dB cm deg 1 7095.00 84.73 ------ ------ 71.23 36.96 10.20 33.66 200 196 AVERAGE

Mode	52	
	Band Edge	
	U-NII-8_6.875-7.125_802.11ax HE20_CH229_Partial_RU RU52/40_7095MHz	
ANT	CDD 6+17	
Pol.	Vertical	Fundamental
Peak	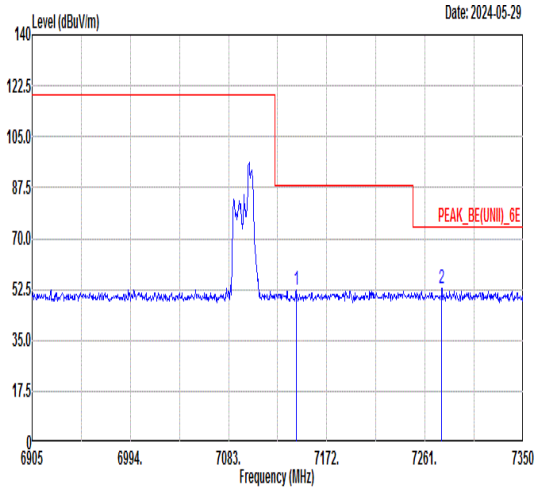 Freq Level Limit Line Margin (dB) Read Level Ant Factor Cable Loss Preamp Factor APos TPos Remark 1 7144.41 52.54 88.20 -35.66 39.05 36.94 10.19 33.64 300 79 PEAK 2 7276.13 52.68 74.00 -21.32 39.20 36.89 10.18 33.59 300 79 PEAK	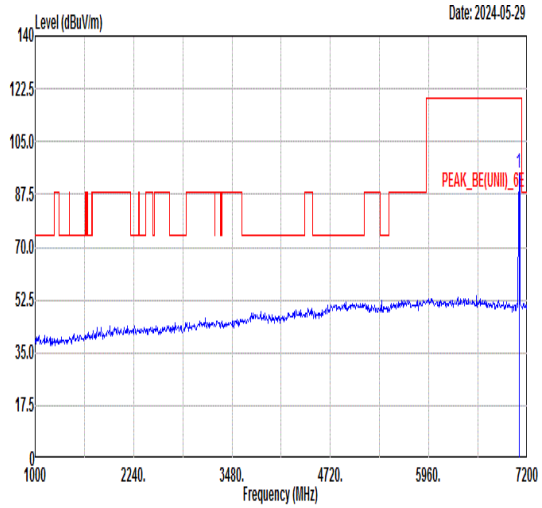 Freq Level Limit Line Margin (dB) Read Level Ant Factor Cable Loss Preamp Factor APos TPos Remark 1 7095.00 94.65 ------ ------ 81.15 36.96 10.20 33.66 300 79 PEAK
Avg	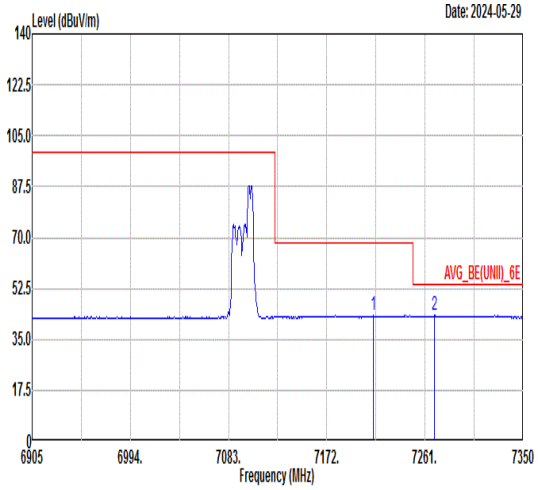 Freq Level Limit Line Margin (dB) Read Level Ant Factor Cable Loss Preamp Factor APos TPos Remark 1 7214.28 43.19 68.20 -25.01 29.71 36.91 10.18 33.61 300 79 AVERAGE 2 7269.46 43.10 54.00 -10.90 29.62 36.89 10.18 33.59 300 79 AVERAGE	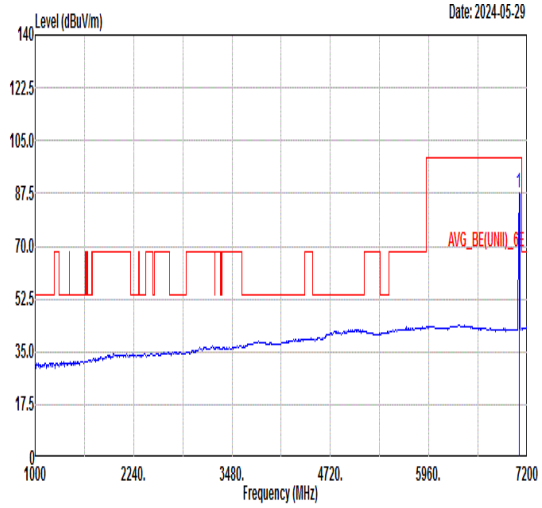 Freq Level Limit Line Margin (dB) Read Level Ant Factor Cable Loss Preamp Factor APos TPos Remark 1 7095.00 87.47 ------ ------ 73.97 36.96 10.20 33.66 300 79 AVERAGE

Mode	52	
	Harmonic	
	U-NII-8_6.875-7.125_802.11ax HE20_CH229_Partial_RU RU52/40_7095MHz	
ANT	CDD 6+17	
Pol.	Horizontal	Vertical
Peak Avg	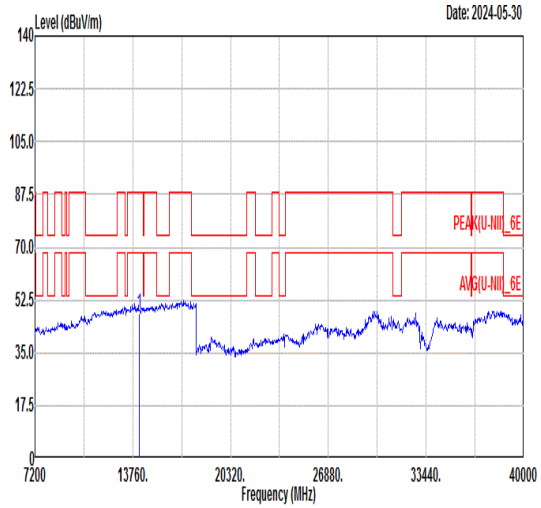 Freq Level Limit Line Margin Read Level Ant Factor Cable Loss Preamp Factor APos TPos Remark MHz dBuV/m dBuV/m dB dBuV dB/m dB dB cm deg 1 14190.00 48.30 88.20 -39.90 57.85 40.38 13.96 63.89 --- --- Peak	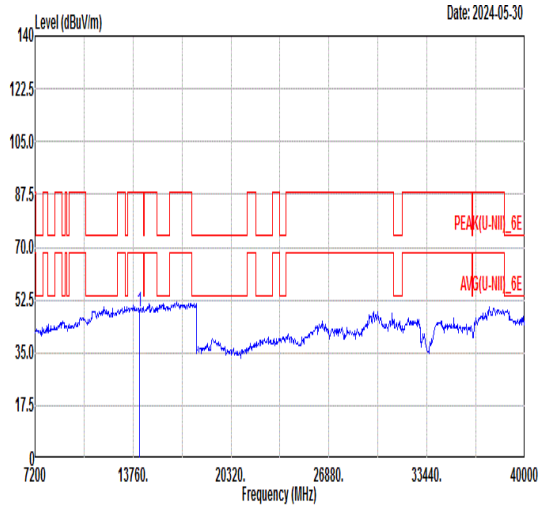 Freq Level Limit Line Margin Read Level Ant Factor Cable Loss Preamp Factor APos TPos Remark MHz dBuV/m dBuV/m dB dBuV dB/m dB dB cm deg 1 14190.00 48.38 88.20 -39.82 57.93 40.38 13.96 63.89 --- --- Peak

Mode	53	
	Band Edge	
	U-NII-8_6.875-7.125_802.11ax HE20_CH229_Partial_RU RU106/54_7095MHz	
ANT	CDD 6+17	
Pol.	Horizontal	Fundamental
Peak	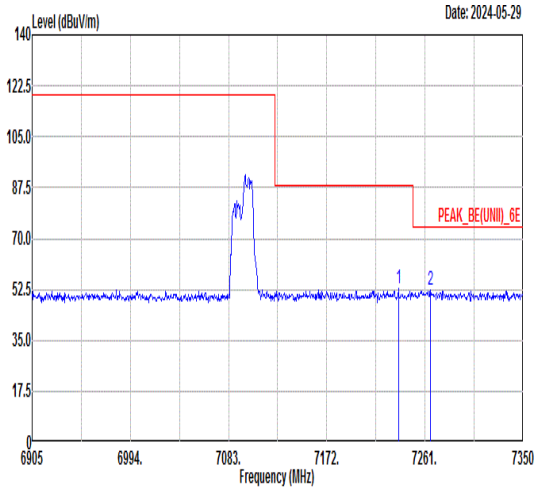 Freq Level Limit Line Margin (dB) Read Level Ant Factor Cable Loss Preamp Factor APos TPos Remark MHz dBuV/m dBuV/m dBuV dB/m dB dB cm deg 1 7236.97 52.96 88.20 -35.24 39.48 36.91 10.18 33.61 200 13 PEAK 2 7265.90 52.05 74.00 -21.95 38.57 36.89 10.18 33.59 200 13 PEAK	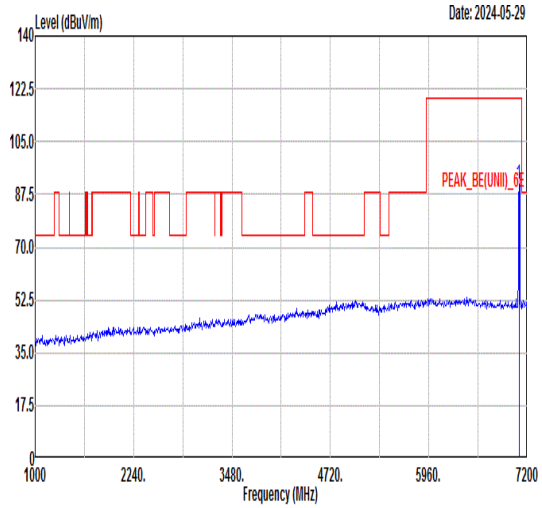 Freq Level Limit Line Margin (dB) Read Level Ant Factor Cable Loss Preamp Factor APos TPos Remark MHz dBuV/m dBuV/m dBuV dB/m dB dB cm deg 1 7095.00 90.72 ------ ------ 77.22 36.96 10.20 33.66 200 13 PEAK
Avg	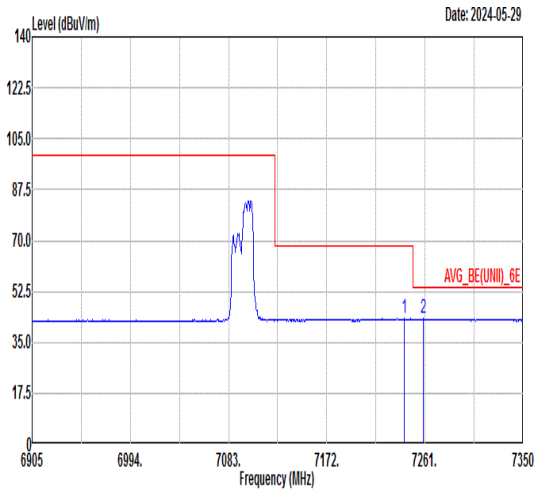 Freq Level Limit Line Margin (dB) Read Level Ant Factor Cable Loss Preamp Factor APos TPos Remark MHz dBuV/m dBuV/m dBuV dB/m dB dB cm deg 1 7242.31 43.14 68.20 -25.06 29.66 36.90 10.18 33.60 200 13 AVERAGE 2 7259.67 43.21 54.00 -10.79 29.73 36.90 10.18 33.60 200 13 AVERAGE	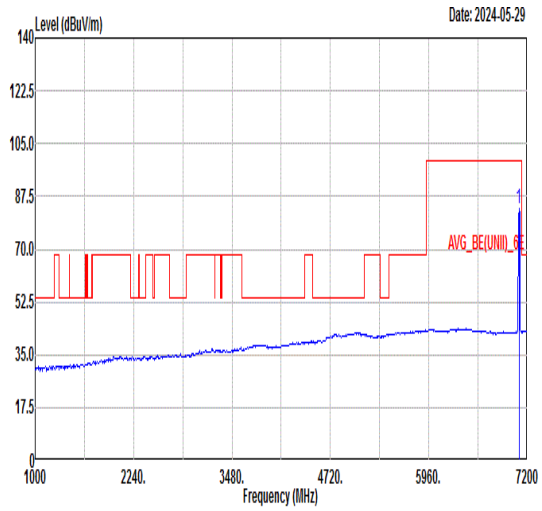 Freq Level Limit Line Margin (dB) Read Level Ant Factor Cable Loss Preamp Factor APos TPos Remark MHz dBuV/m dBuV/m dBuV dB/m dB dB cm deg 1 7095.00 83.39 ------ ------ 69.89 36.96 10.20 33.66 200 13 AVERAGE

Mode	53	
	Band Edge	
	U-NII-8_6.875-7.125_802.11ax HE20_CH229_Partial_RU RU106/54_7095MHz	
ANT	CDD 6+17	
Pol.	Vertical	Fundamental
Peak	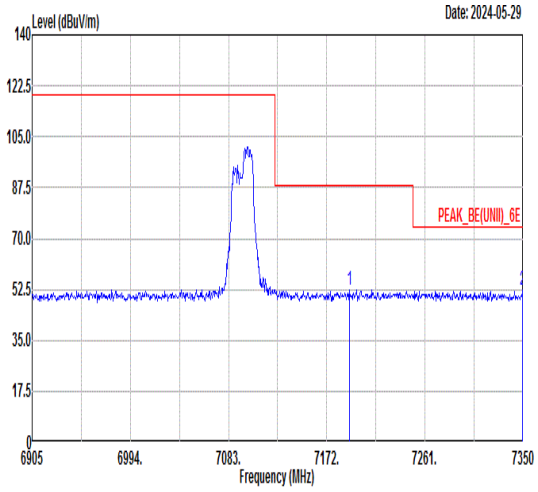 Freq Level Limit Line Margin (dB) Read Level Ant Factor Cable Loss Preamp Factor APos TPos Remark MHz dBuV/m dBuV/m dBuV dB/m dB dB cm deg 1 7192.92 52.29 88.20 -35.91 38.81 36.92 10.18 33.62 210 278 PEAK 2 7349.56 52.13 74.00 -21.87 38.65 36.86 10.18 33.56 210 278 PEAK	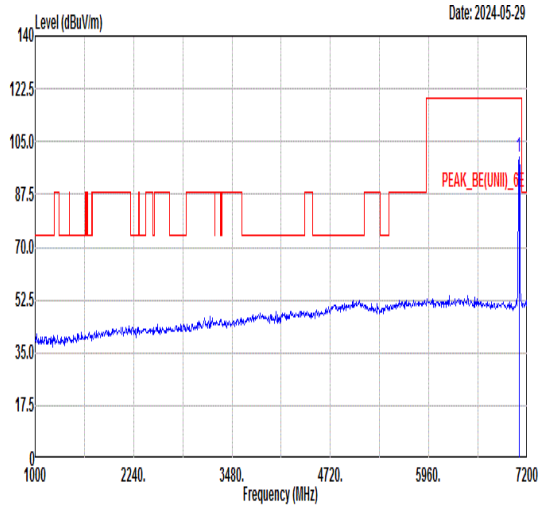 Freq Level Limit Line Margin (dB) Read Level Ant Factor Cable Loss Preamp Factor APos TPos Remark MHz dBuV/m dBuV/m dBuV dB/m dB dB cm deg 1 7095.00 99.77 ------ ------ 86.27 36.96 10.20 33.66 210 278 PEAK
Avg	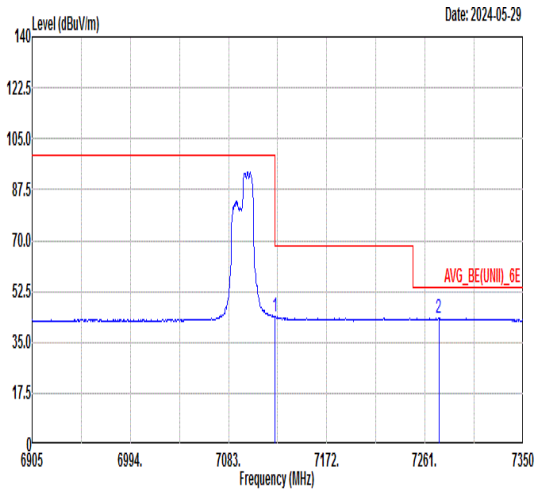 Freq Level Limit Line Margin (dB) Read Level Ant Factor Cable Loss Preamp Factor APos TPos Remark MHz dBuV/m dBuV/m dBuV dB/m dB dB cm deg 1 7125.28 43.70 68.20 -24.50 30.20 36.95 10.20 33.65 210 278 AVERAGE 2 7273.46 43.17 54.00 -10.83 29.69 36.89 10.18 33.59 210 278 AVERAGE	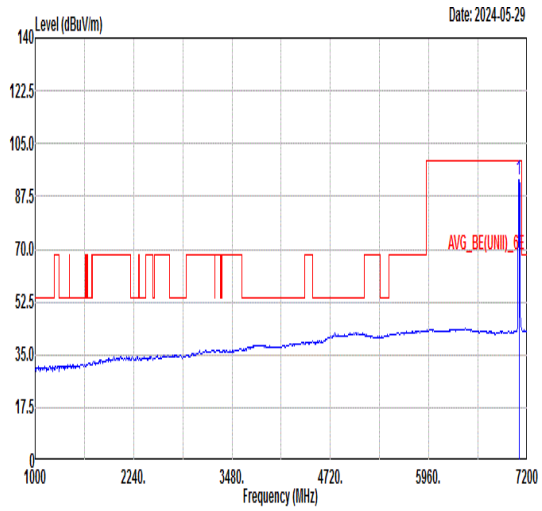 Freq Level Limit Line Margin (dB) Read Level Ant Factor Cable Loss Preamp Factor APos TPos Remark MHz dBuV/m dBuV/m dBuV dB/m dB dB cm deg 1 7095.00 93.17 ------ ------ 79.67 36.96 10.20 33.66 210 278 AVERAGE

Mode	53	
	Harmonic	
	U-NII-8_6.875-7.125_802.11ax HE20_CH229_Partial_RU RU106/54_7095MHz	
ANT	CDD 6+17	
Pol.	Horizontal	Vertical
Peak Avg	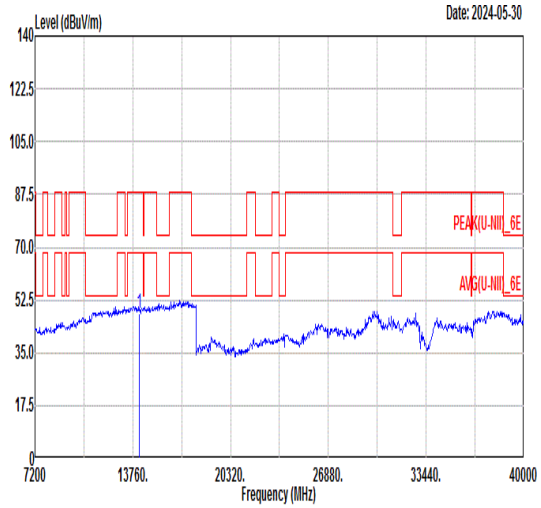 Freq Level Limit Line Margin Read Level Ant Factor Cable Loss Preamp Factor APos TPos Remark MHz dBuV/m dBuV/m dB dBuV dB/m dB dB cm deg 1 14190.00 48.16 88.20 -40.04 57.71 40.38 13.96 63.89 --- --- Peak	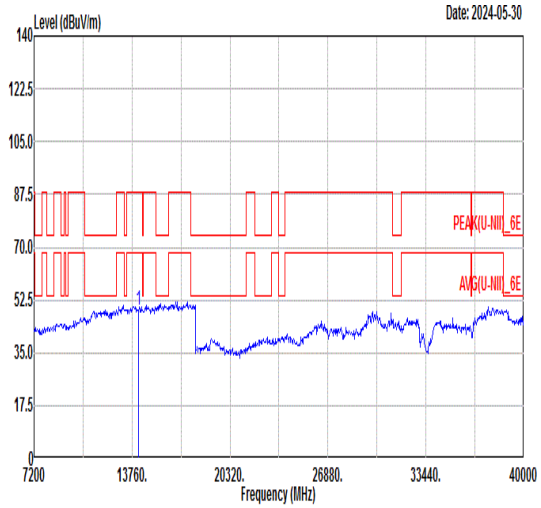 Freq Level Limit Line Margin Read Level Ant Factor Cable Loss Preamp Factor APos TPos Remark MHz dBuV/m dBuV/m dB dBuV dB/m dB dB cm deg 1 14190.00 48.97 88.20 -39.23 58.52 40.38 13.96 63.89 --- --- Peak

Mode	54	
	Harmonic	
	U-NII-8_6.875-7.125_802.11ax HE40_CH203_Full RU_6965MHz	
ANT	CDD 6+17	
Pol.	Horizontal	Vertical
Peak Avg	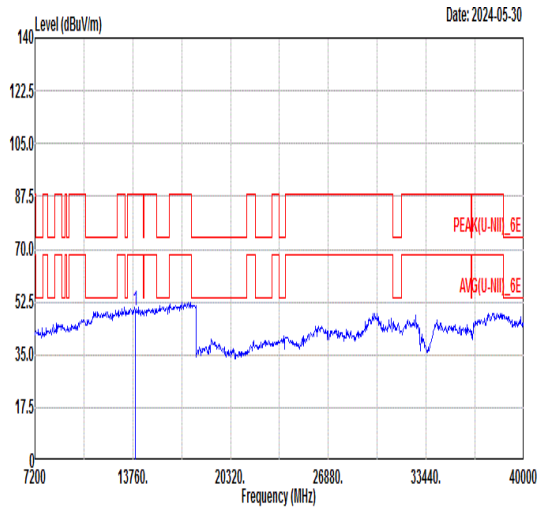 Freq Level Limit Line Margin Read Level Ant Factor Cable Loss Preamp Factor APos TPos Remark MHz dBuV/m dBuV/m dB dBuV dB/m dB dB cm deg 1 13930.00 49.68 88.20 -38.52 59.36 40.37 13.85 63.90 --- --- Peak	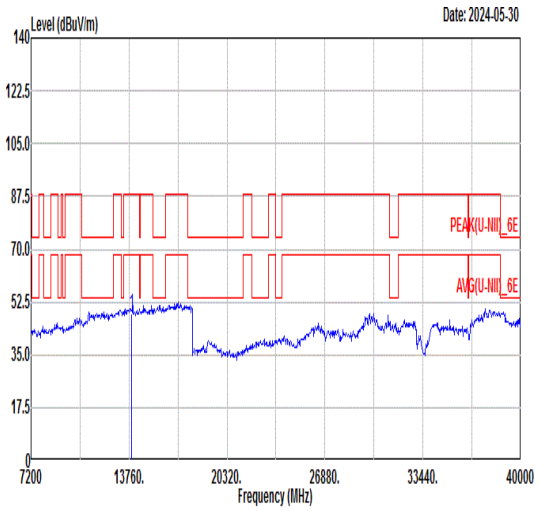 Freq Level Limit Line Margin Read Level Ant Factor Cable Loss Preamp Factor APos TPos Remark MHz dBuV/m dBuV/m dB dBuV dB/m dB dB cm deg 1 13930.00 48.85 88.20 -39.35 58.53 40.37 13.85 63.90 --- --- Peak

Mode	55	
	Harmonic	
	U-NII-8_6.875-7.125_802.11ax HE40_CH227_Full RU_7085MHz	
ANT	CDD 6+17	
Pol.	Horizontal	Vertical
Peak Avg	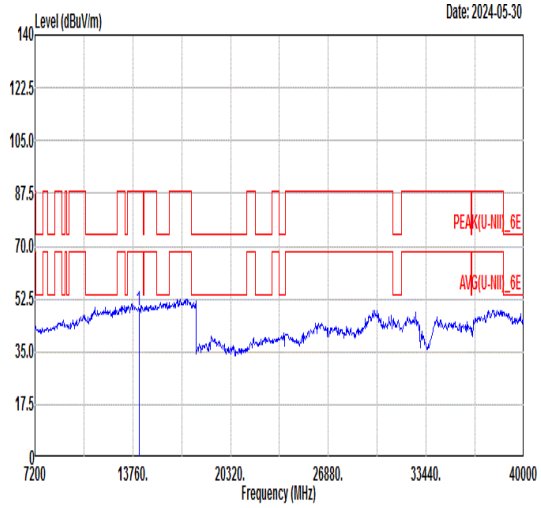 Freq Level Limit Line Margin Read Level Ant Factor Cable Loss Preamp Factor APos TPos Remark MHz dBuV/m dBuV/m dB dBuV dB/m dB dB cm deg 1 14170.00 48.60 88.20 -39.60 58.16 40.38 13.95 63.89 --- --- Peak	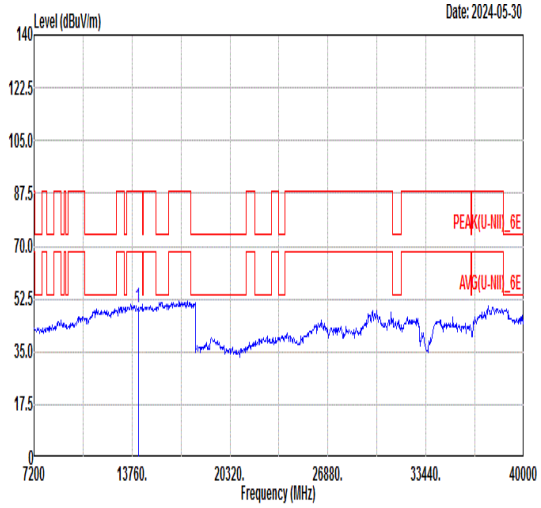 Freq Level Limit Line Margin Read Level Ant Factor Cable Loss Preamp Factor APos TPos Remark MHz dBuV/m dBuV/m dB dBuV dB/m dB dB cm deg 1 14170.00 49.42 88.20 -38.78 58.98 40.38 13.95 63.89 --- --- Peak

Mode	56	
	Harmonic	
	U-NII-8_6.875-7.125_802.11ax HE80_CH199_Full RU_6945MHz	
ANT	CDD 6+17	
Pol.	Horizontal	Vertical
Peak Avg	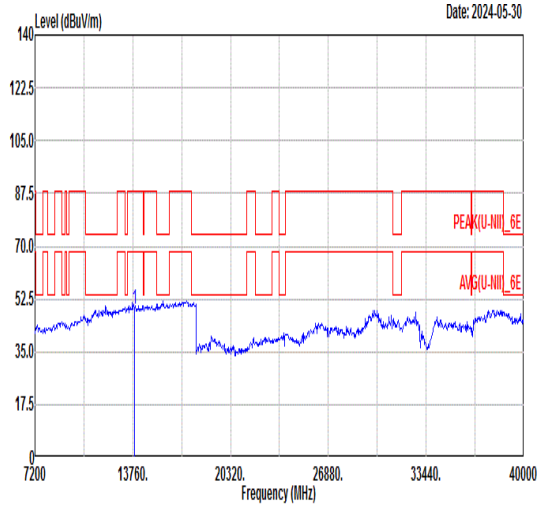 Freq Level Limit Line Margin Read Level Ant Factor Cable Loss Preamp Factor APos TPos Remark MHz dBuV/m dBuV/m dB dBuV dB/m dB dB cm deg 1 13890.00 49.09 88.20 -39.11 58.79 40.35 13.84 63.89 --- --- Peak	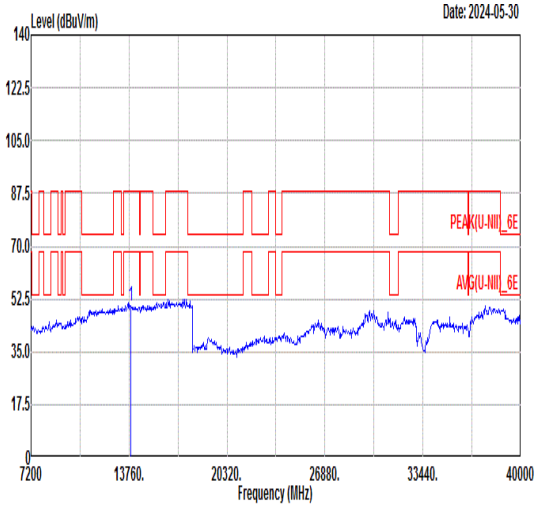 Freq Level Limit Line Margin Read Level Ant Factor Cable Loss Preamp Factor APos TPos Remark MHz dBuV/m dBuV/m dB dBuV dB/m dB dB cm deg 1 13890.00 50.31 88.20 -37.89 60.01 40.35 13.84 63.89 --- --- Peak

Mode	57	
	Harmonic	
	U-NII-8_6.875-7.125_802.11ax HE80_CH215_Full RU_7025MHz	
ANT	CDD 6+17	
Pol.	Horizontal	Vertical
Peak Avg	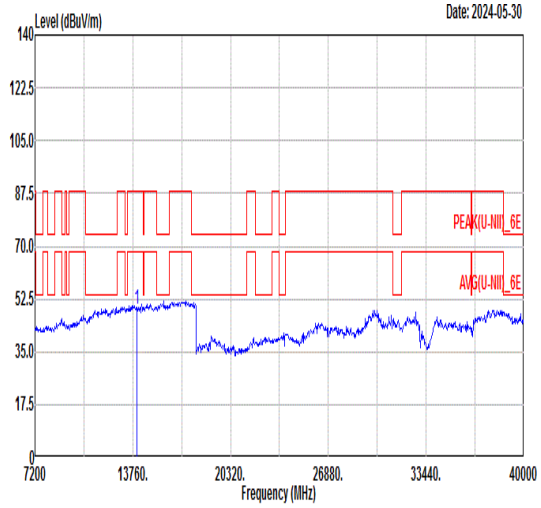 Freq Level Limit Line Margin Read Level Ant Factor Cable Loss Preamp Factor APos TPos Remark MHz dBuV/m dBuV/m dB dBuV dB/m dB dB cm deg 1 14050.00 48.93 88.20 -39.27 58.53 40.40 13.90 63.90 --- --- Peak	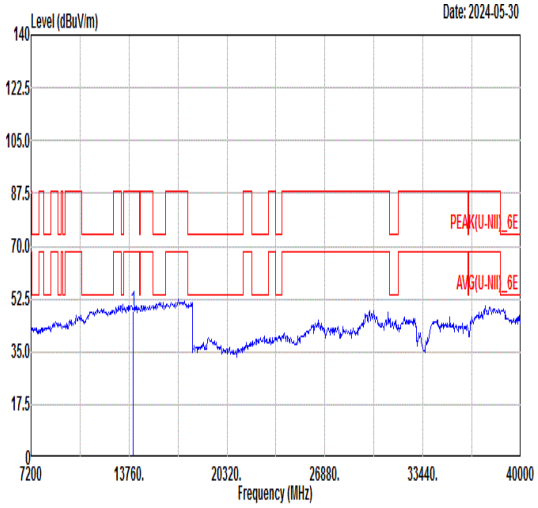 Freq Level Limit Line Margin Read Level Ant Factor Cable Loss Preamp Factor APos TPos Remark MHz dBuV/m dBuV/m dB dBuV dB/m dB dB cm deg 1 14050.00 48.48 88.20 -39.72 58.08 40.40 13.90 63.90 --- --- Peak

Mode	58	
	Harmonic	
	U-NII-8_6.875-7.125_802.11ax HE160_CH207_Full RU_6985MHz	
ANT	CDD 6+17	
Pol.	Horizontal	Vertical
Peak Avg	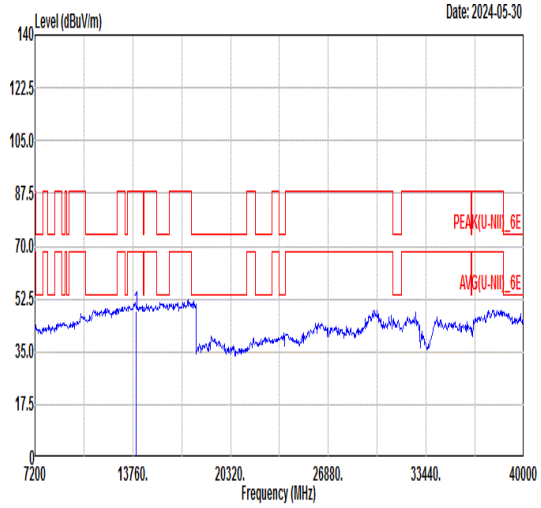 Freq Level Limit Line Margin Read Level Ant Factor Cable Loss Preamp Factor APos TPos Remark MHz dBuV/m dBuV/m dB dBuV dB/m dB dB cm deg 1 13970.00 48.37 88.20 -39.83 58.03 40.39 13.86 63.91 --- --- Peak	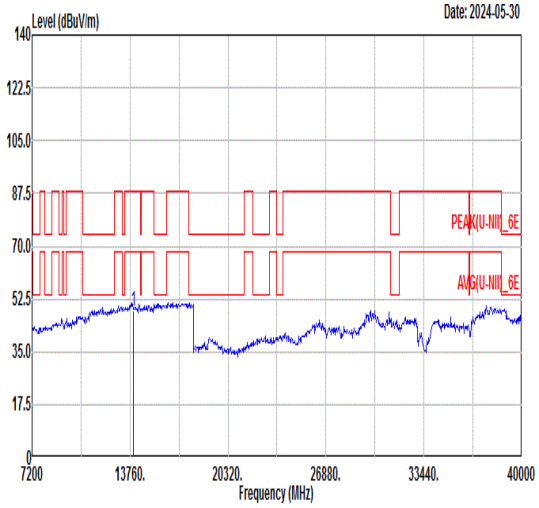 Freq Level Limit Line Margin Read Level Ant Factor Cable Loss Preamp Factor APos TPos Remark MHz dBuV/m dBuV/m dB dBuV dB/m dB dB cm deg 1 13970.00 48.54 88.20 -39.66 58.20 40.39 13.86 63.91 --- --- Peak

Mode	59	
	Harmonic	
	U-NII-8_6.875-7.125_802.11ax HE40_CH187_Full RU_6885MHz	
ANT	CDD 6+17	
Pol.	Horizontal	Vertical
Peak Avg	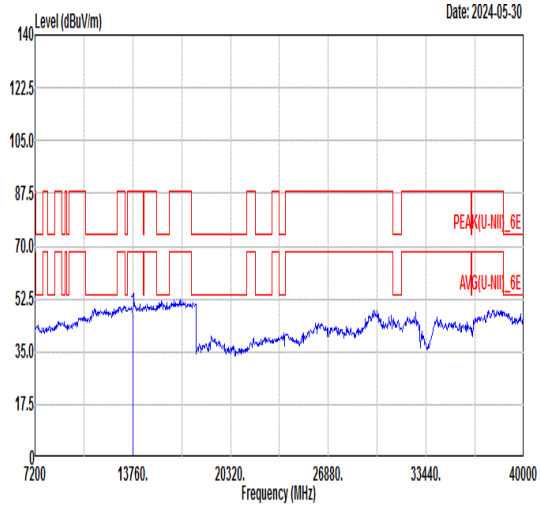 Freq Level Limit Line Margin Read Level Ant Factor Cable Loss Preamp Factor APos TPos Remark MHz dBuV/m dBuV/m dB dBuV dB/m dB dB cm deg 1 13770.00 47.99 88.20 -40.21 57.79 40.28 13.80 63.88 --- --- Peak	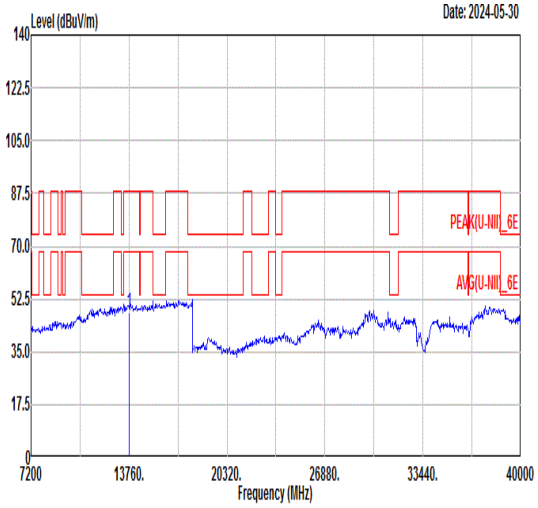 Freq Level Limit Line Margin Read Level Ant Factor Cable Loss Preamp Factor APos TPos Remark MHz dBuV/m dBuV/m dB dBuV dB/m dB dB cm deg 1 13770.00 48.24 88.20 -39.96 58.04 40.28 13.80 63.88 --- --- Peak

Mode	60	
	Harmonic	
	U-NII-8_6.875-7.125_802.11a_CH185_Full RU_6875MHz	
ANT	CDD 6+17	
Pol.	Horizontal	Vertical
Peak Avg	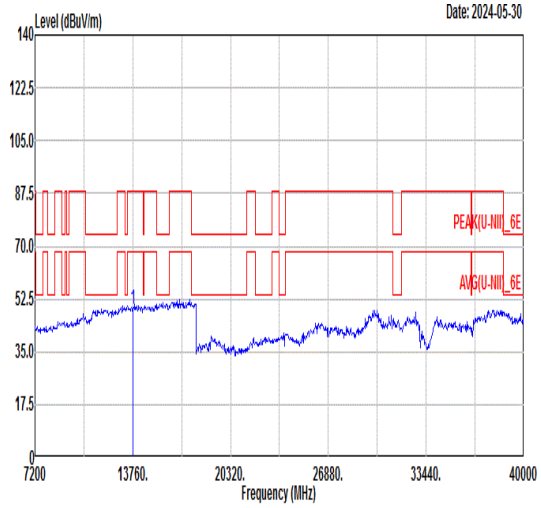 Freq Level Limit Line Margin Read Level Ant Factor Cable Loss Preamp Factor APos TPos Remark MHz dBuV/m dBuV/m dB dBuV dB/m dB dB cm deg 1 13750.00 49.37 88.20 -38.83 59.17 40.28 13.79 63.87 --- --- Peak	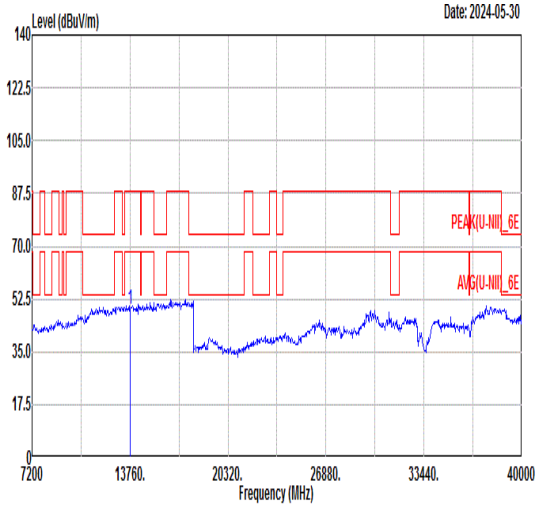 Freq Level Limit Line Margin Read Level Ant Factor Cable Loss Preamp Factor APos TPos Remark MHz dBuV/m dBuV/m dB dBuV dB/m dB dB cm deg 1 13750.00 49.08 88.20 -39.12 58.88 40.28 13.79 63.87 --- --- Peak

Mode	61	
	LF	
	U-NII-8_6.875-7.125_802.11ax HE40_CH227_Full RU_7085MHz	
ANT	CDD 6+17	
Pol.	Horizontal	Vertical
QP/ Peak	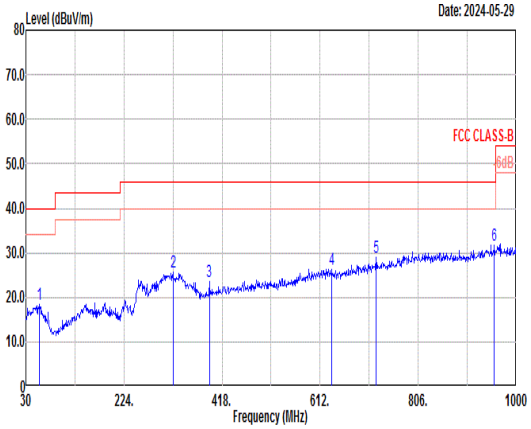	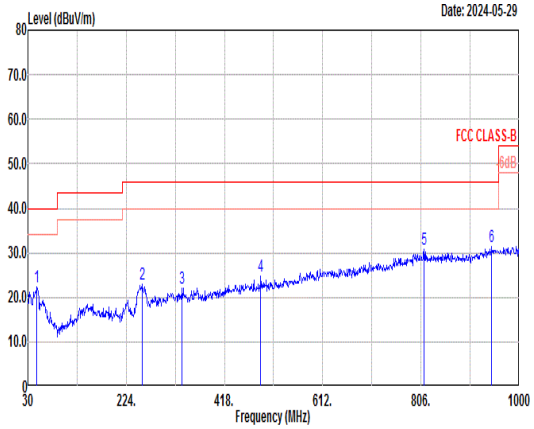

Horizontal:

	Freq	Level	Limit Line	Margin	Read Level	Ant Factor	Cable Loss	Preamp Factor	APos	TPos	Remark
	MHz	dBuV/m	dBuV/m	dB	dBuV	dB/m	dB	dB	cm	deg	
1	57.16	18.41	40.00	-21.59	36.55	12.90	0.76	31.80	---	---	Peak
2	321.00	25.65	46.00	-20.35	35.40	19.83	1.88	31.46	---	---	Peak
3	392.78	23.54	46.00	-22.46	31.32	21.63	2.08	31.49	---	---	Peak
4	635.28	26.31	46.00	-19.69	29.96	24.90	2.62	31.17	---	---	Peak
5	722.58	28.97	46.00	-17.03	31.98	25.39	2.80	31.20	---	---	Peak
6	956.35	31.74	46.00	-14.26	32.10	27.21	3.24	30.81	---	---	Peak

Vertical:

	Freq	Level	Limit Line	Margin	Read Level	Ant Factor	Cable Loss	Preamp Factor	APos	TPos	Remark
	MHz	dBuV/m	dBuV/m	dB	dBuV	dB/m	dB	dB	cm	deg	
1	47.46	22.34	40.00	-17.66	37.76	15.75	0.68	31.85	---	---	Peak
2	256.01	22.93	46.00	-23.07	33.57	19.28	1.67	31.59	---	---	Peak
3	334.58	22.17	46.00	-23.83	31.51	20.17	1.92	31.43	---	---	Peak
4	489.78	24.80	46.00	-21.20	30.33	23.59	2.30	31.42	---	---	Peak
5	811.82	30.65	46.00	-15.35	32.35	26.43	2.97	31.10	---	---	Peak
6	945.68	31.36	46.00	-14.64	31.84	27.11	3.22	30.81	---	---	Peak

Mode	62	
	Band Edge	
	802.11ax HE40_CH227_Full RU_7085MHz+LTE B48 Link+ Bluetooth LE_2Mbps_CH38_2478MHz Co-location	
Pol.	Horizontal	Fundamental
Peak	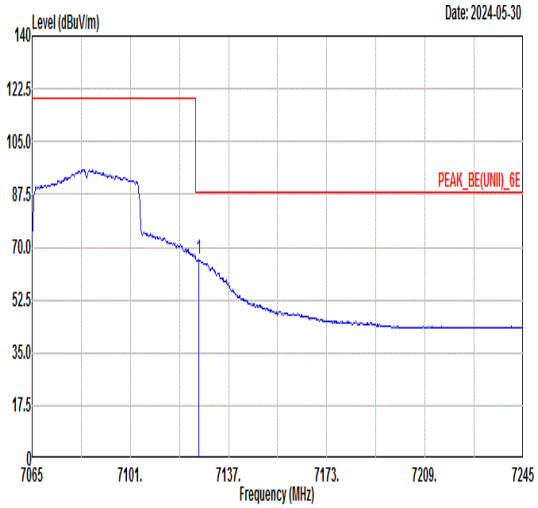 Freq Level Limit Line Margin Read Level Ant Factor Cable Loss Preamp Factor APos TPos Remark MHz dBuV/m dBuV/m dB dBuV dB/m dB dB cm deg 1 7126.20 66.25 88.20 -21.95 52.75 36.95 10.20 33.65 200 245 PEAK	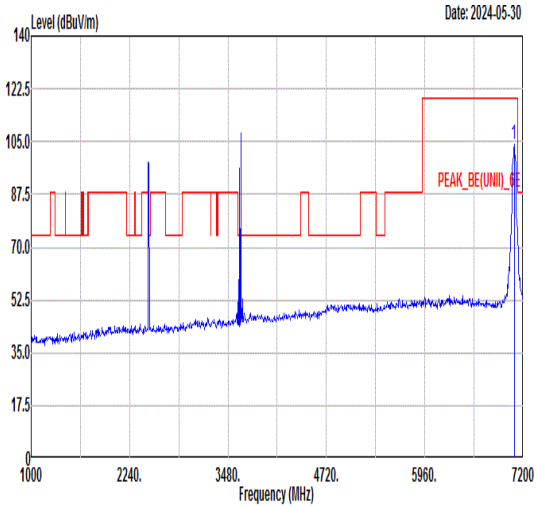 Freq Level Limit Line Margin Read Level Ant Factor Cable Loss Preamp Factor APos TPos Remark MHz dBuV/m dBuV/m dB dBuV dB/m dB dB cm deg 1 7085.00 103.93 ------ ------ 90.43 36.96 10.20 33.66 200 245 PEAK
Avg	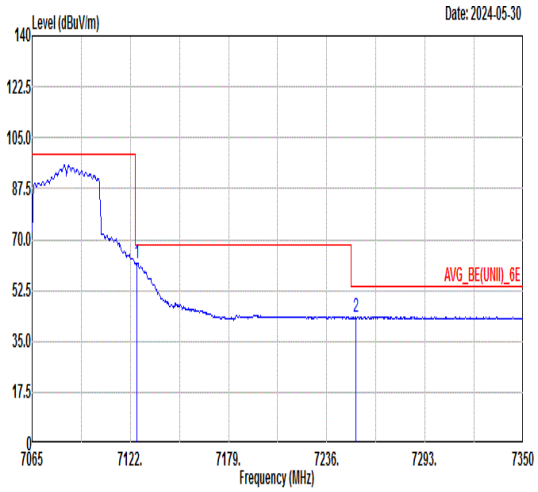 Freq Level Limit Line Margin Read Level Ant Factor Cable Loss Preamp Factor APos TPos Remark MHz dBuV/m dBuV/m dB dBuV dB/m dB dB cm deg 1 7125.71 61.92 68.20 -6.28 48.42 36.95 10.20 33.65 200 245 AVERAGE 2 7252.82 43.50 54.00 -10.50 30.02 36.90 10.18 33.60 200 245 AVERAGE	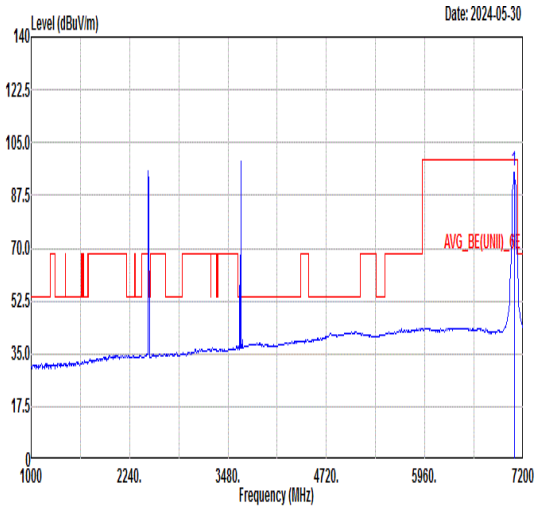 Freq Level Limit Line Margin Read Level Ant Factor Cable Loss Preamp Factor APos TPos Remark MHz dBuV/m dBuV/m dB dBuV dB/m dB dB cm deg 1 7085.00 95.55 ------ ------ 92.99 30.70 5.45 33.59 200 245 AVERAGE

Mode	62	
	Band Edge	
	802.11ax HE40_CH227_Full RU_7085MHz+LTE B48 Link+ Bluetooth LE_2Mbps_CH38_2478MHz Co-location	
Pol.	Vertical	Fundamental
Peak	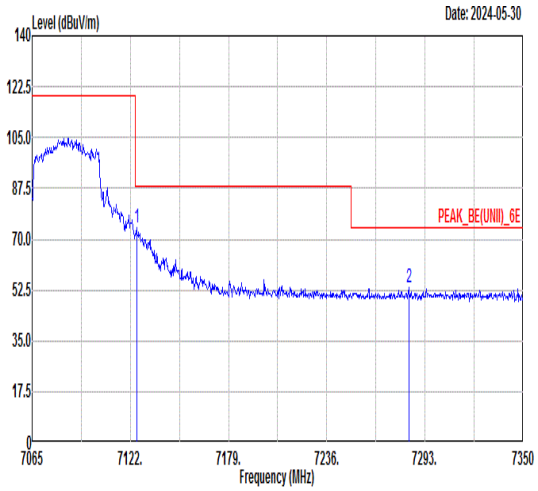 Freq Level Limit Line Margin Read Level Ant Factor Cable Loss Preamp Factor APos TPos Remark MHz dBuV/m dBuV/m dB dBuV dB/m dB dB cm deg 1 7125.71 74.06 88.20 -14.14 60.56 36.95 10.20 33.65 205 268 PEAK 2 7283.60 53.18 74.00 -20.82 39.70 36.89 10.18 33.59 205 268 PEAK	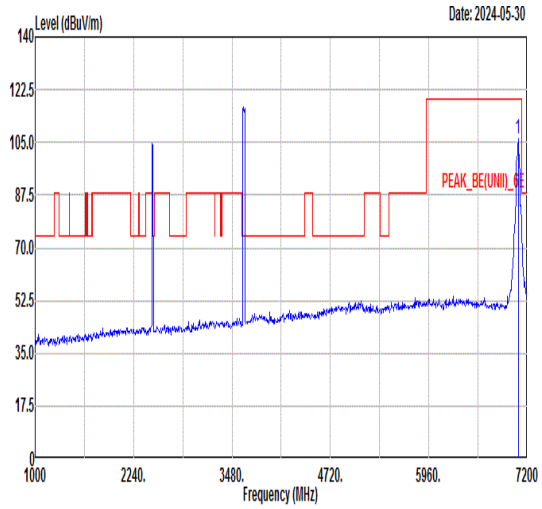 Freq Level Limit Line Margin Read Level Ant Factor Cable Loss Preamp Factor APos TPos Remark MHz dBuV/m dBuV/m dB dBuV dB/m dB dB cm deg 1 7085.00 106.06 ------ ------ 92.56 36.96 10.20 33.66 205 268 PEAK
Avg	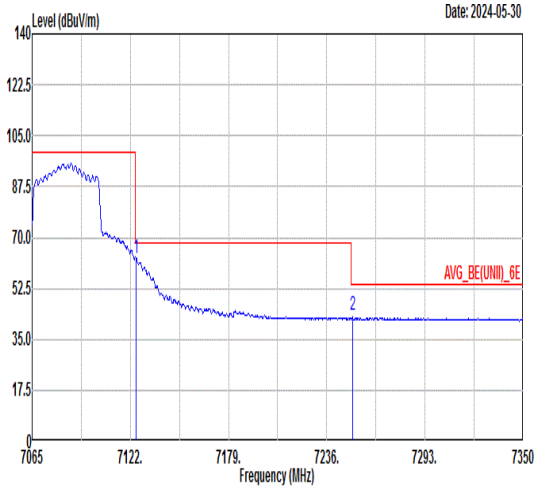 Freq Level Limit Line Margin Read Level Ant Factor Cable Loss Preamp Factor APos TPos Remark MHz dBuV/m dBuV/m dB dBuV dB/m dB dB cm deg 1 7125.14 63.12 68.20 -5.08 49.62 36.95 10.20 33.65 205 268 AVERAGE 2 7250.82 43.30 54.00 -10.70 29.82 36.90 10.18 33.60 205 268 AVERAGE	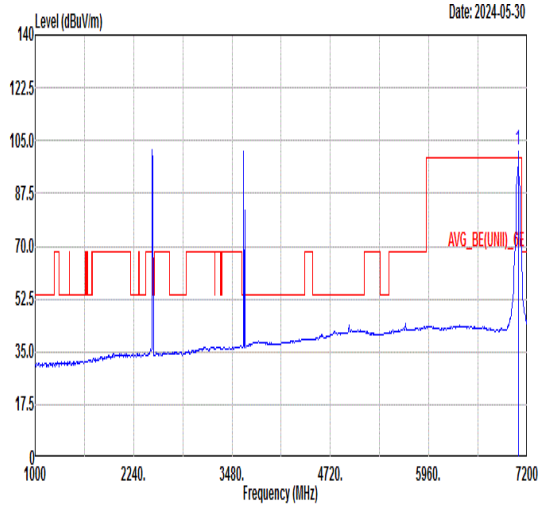 Freq Level Limit Line Margin Read Level Ant Factor Cable Loss Preamp Factor APos TPos Remark MHz dBuV/m dBuV/m dB dBuV dB/m dB dB cm deg 1 7085.00 102.16 ------ ------ 99.60 30.70 5.45 33.59 205 268 AVERAGE

Mode	62	
	Band Edge	
	802.11ax HE40_CH227_Full RU_7085MHz+LTE B48 Link+ Bluetooth LE_2Mbps_CH38_2478MHz Co-location	
Pol.	Horizontal	Fundamental
Peak	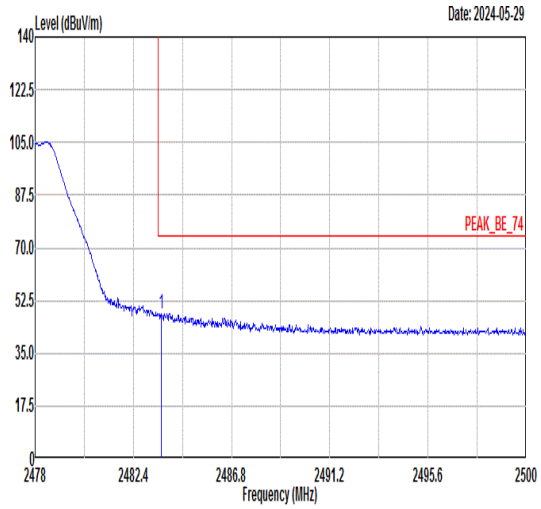 Freq Level Limit Line Margin (dB) Read Level Ant Factor Cable Loss Preamp Factor APos TPos Remark MHz dBuV/m dBuV/m dBuV dB/m dB dB cm deg 1 2483.65 48.31 74.00 -25.69 45.74 30.70 5.46 33.59 329 297 PEAK	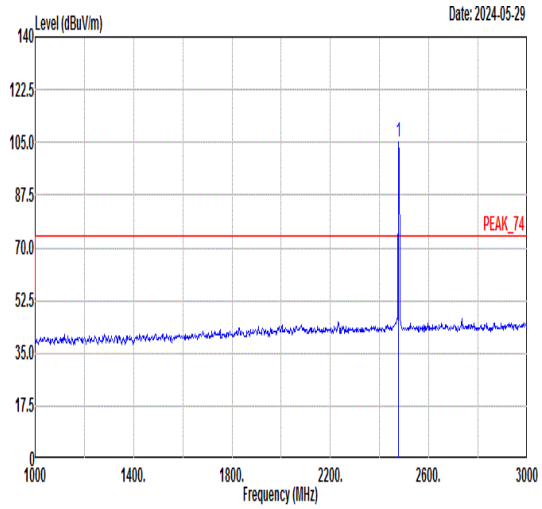 Freq Level Limit Line Margin (dB) Read Level Ant Factor Cable Loss Preamp Factor APos TPos Remark MHz dBuV/m dBuV/m dBuV dB/m dB dB cm deg 1 2478.00 105.18 ------ ------ 102.62 30.70 5.45 33.59 329 297 PEAK
Avg	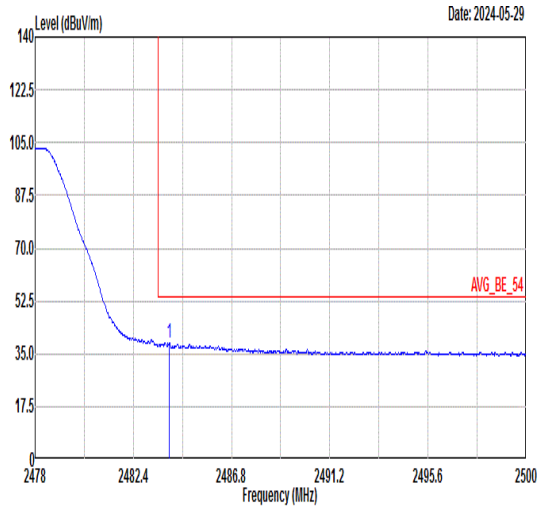 Freq Level Limit Line Margin (dB) Read Level Ant Factor Cable Loss Preamp Factor APos TPos Remark MHz dBuV/m dBuV/m dBuV dB/m dB dB cm deg 1 2484.01 38.64 54.00 -15.36 36.07 30.70 5.46 33.59 329 297 AVERAGE	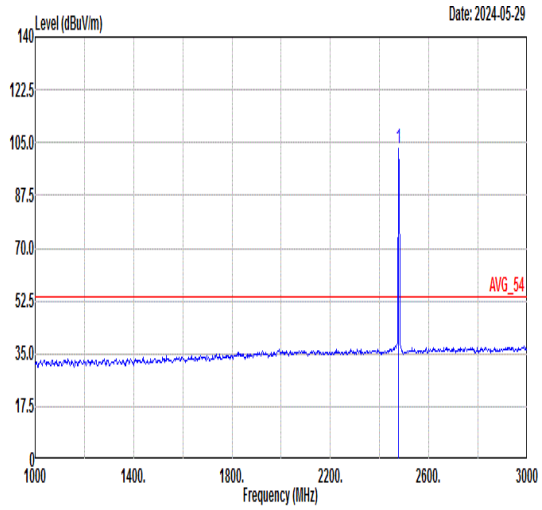 Freq Level Limit Line Margin (dB) Read Level Ant Factor Cable Loss Preamp Factor APos TPos Remark MHz dBuV/m dBuV/m dBuV dB/m dB dB cm deg 1 2478.00 103.22 ------ ------ 100.66 30.70 5.45 33.59 329 297 AVERAGE

Mode	62	
	Band Edge	
	802.11ax HE40_CH227_Full RU_7085MHz+LTE B48 Link+ Bluetooth LE_2Mbps_CH38_2478MHz Co-location	
Pol.	Vertical	Fundamental
Peak	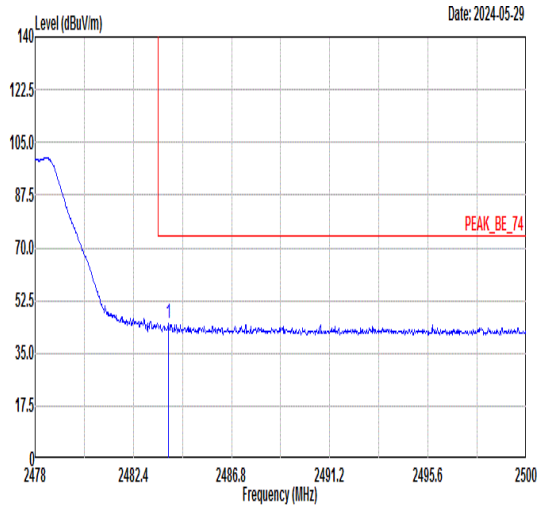 Freq Level Limit Line Margin (dB) Read Level Ant Factor Cable Loss Preamp Factor APos TPos Remark MHz dBuV/m dBuV/m dBuV dB/m dB dB cm deg 1 2483.98 44.66 74.00 -29.34 42.09 30.70 5.46 33.59 335 307 PEAK	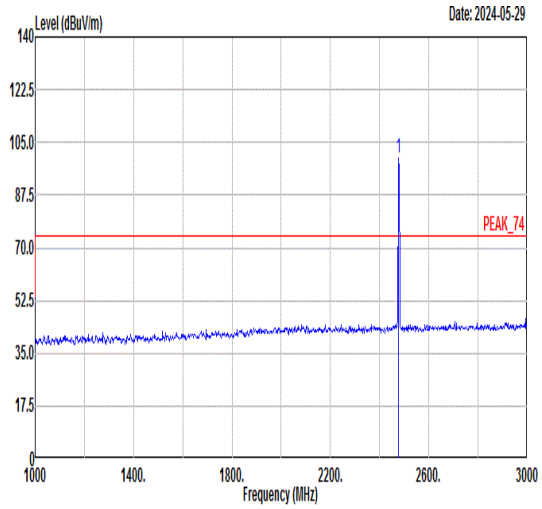 Freq Level Limit Line Margin (dB) Read Level Ant Factor Cable Loss Preamp Factor APos TPos Remark MHz dBuV/m dBuV/m dBuV dB/m dB dB cm deg 1 2478.00 99.86 ------ ------ 97.30 30.70 5.45 33.59 335 307 PEAK
Avg	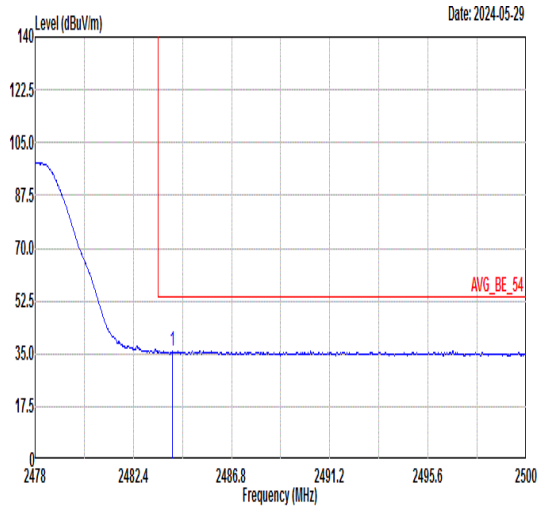 Freq Level Limit Line Margin (dB) Read Level Ant Factor Cable Loss Preamp Factor APos TPos Remark MHz dBuV/m dBuV/m dBuV dB/m dB dB cm deg 1 2484.14 36.02 54.00 -17.98 33.45 30.70 5.46 33.59 335 307 AVERAGE	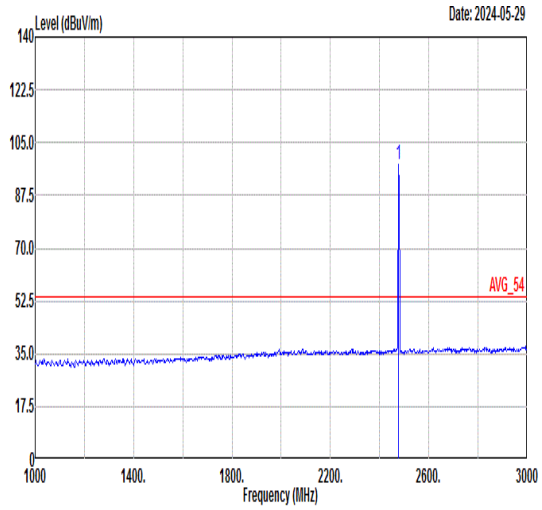 Freq Level Limit Line Margin (dB) Read Level Ant Factor Cable Loss Preamp Factor APos TPos Remark MHz dBuV/m dBuV/m dBuV dB/m dB dB cm deg 1 2478.00 97.98 ------ ------ 95.42 30.70 5.45 33.59 335 307 AVERAGE

Mode	62	
	Harmonic	
	802.11ax HE40_CH227_Full RU_7085MHz+LTE B48 Link+ Bluetooth LE_2Mbps_CH38_2478MHz Co-location	
Pol.	Horizontal	Vertical
Peak Avg	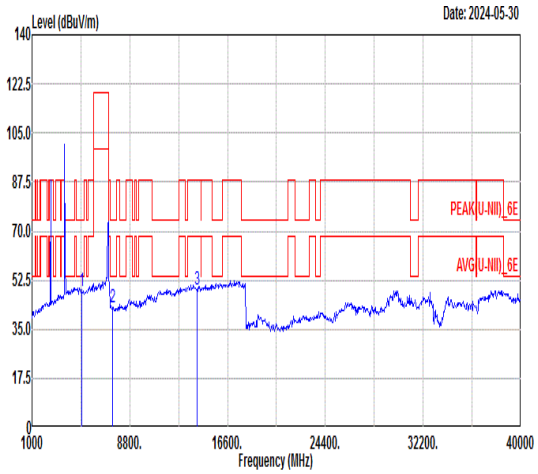 Freq Level Limit Line Margin Read Level Ant Factor Cable Loss Preamp Factor APos TPos Remark MHz dBuV/m dBuV/m dB dBuV dB/m dB dB cm deg 1 4956.00 48.67 74.00 -25.33 36.81 36.09 8.48 32.71 --- --- Peak 2 7434.00 42.96 74.00 -31.04 29.49 36.83 10.17 33.53 --- --- Peak 3 14170.00 49.29 88.20 -38.91 29.03 40.38 13.95 34.07 --- --- Peak	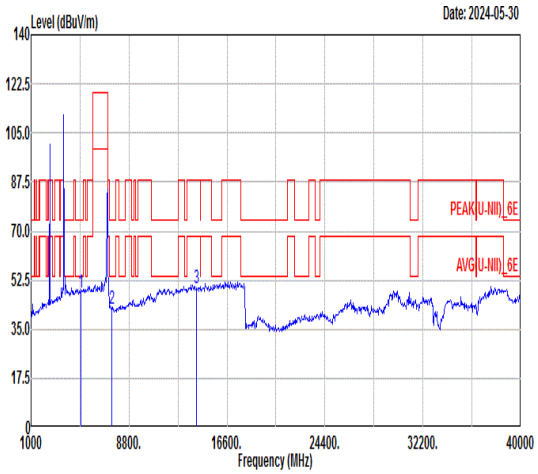 Freq Level Limit Line Margin Read Level Ant Factor Cable Loss Preamp Factor APos TPos Remark MHz dBuV/m dBuV/m dB dBuV dB/m dB dB cm deg 1 4956.00 48.30 74.00 -25.70 36.44 36.09 8.48 32.71 --- --- Peak 2 7434.00 42.26 74.00 -31.74 28.79 36.83 10.17 33.53 --- --- Peak 3 14170.00 49.87 88.20 -38.33 29.61 40.38 13.95 34.07 --- --- Peak

Note: For all plots above, the over limit line signals are Fundamental signal which can be ignored.

Mode	63	
	Band Edge	
	802.11ax HE40_CH227_Full RU_7085MHz+LTE B48 Link+ WLAN2.4G_11g_CH11_2462MHz Co-location	
Pol.	Horizontal	Fundamental
Peak	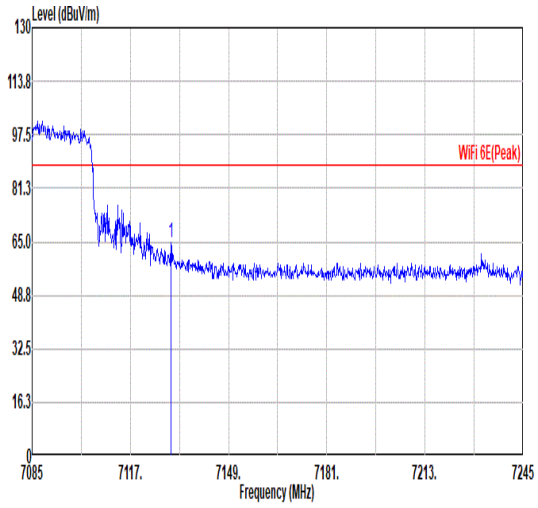 Freq Level Limit Line Margin Read Level Ant Factor Cable Loss Preamp Factor Aux Factor APos TPos Remark MHz dBuV/m dBuV/m dB dBuV dB/m dB dB dB cm deg 1 7130.12 64.88 88.20 -23.32 44.85 35.80 14.83 30.60 0.00 103 92 PEAK	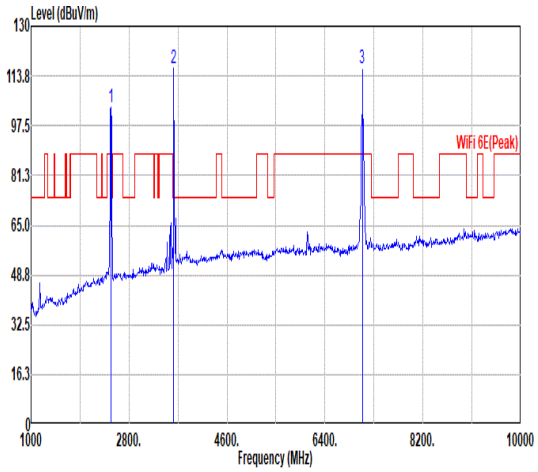 Freq Level Limit Line Margin Read Level Ant Factor Cable Loss Preamp Factor Aux Factor APos TPos Remark MHz dBuV/m dBuV/m dB dBuV dB/m dB dB dB cm deg 1 2467.00 103.71 ------ ------ 93.38 32.40 8.89 30.96 0.00 103 92 PEAK 2 3619.00 116.05 ------ ------ 102.56 32.98 10.54 30.03 0.00 103 92 PEAK 3 7085.00 116.05 ------ ------ 102.56 32.98 10.54 30.03 0.00 103 92 PEAK
Avg	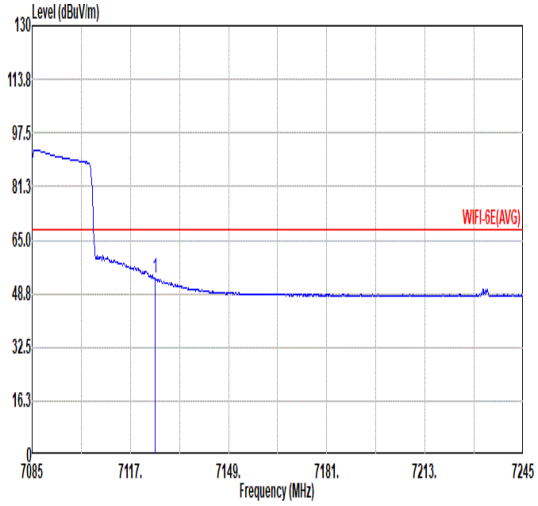 Freq Level Limit Line Margin Read Level Ant Factor Cable Loss Preamp Factor Aux Factor APos TPos Remark MHz dBuV/m dBuV/m dB dBuV dB/m dB dB dB cm deg 1 7125.16 53.35 68.20 -14.85 33.31 35.80 14.84 30.60 0.00 103 92 AVERAGE	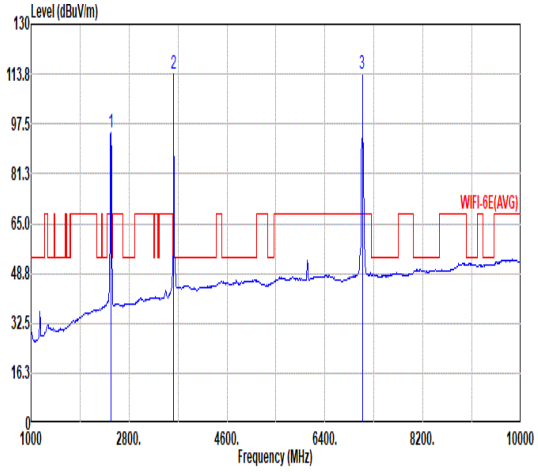 Freq Level Limit Line Margin Read Level Ant Factor Cable Loss Preamp Factor Aux Factor APos TPos Remark MHz dBuV/m dBuV/m dB dBuV dB/m dB dB dB cm deg 1 2467.00 94.62 ------ ------ 84.29 32.40 8.89 30.96 0.00 103 92 AVERAGE 2 3619.00 113.88 ------ ------ 100.39 32.98 10.54 30.03 0.00 103 92 AVERAGE 3 7085.00 113.88 ------ ------ 100.39 32.98 10.54 30.03 0.00 103 92 AVERAGE

Mode	63	
	Band Edge	
	802.11ax HE40_CH227_Full RU_7085MHz+LTE B48 Link+ WLAN2.4G_11g_CH11_2462MHz Co-location	
Pol.	Vertical	Fundamental
Peak	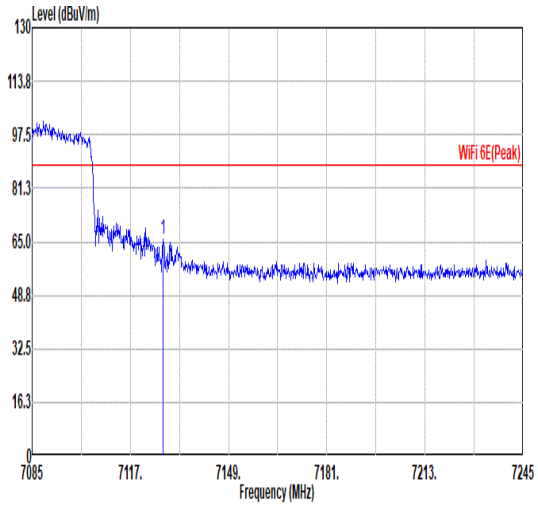 Freq Level Limit Line Margin Read Level Ant Factor Cable Loss Preamp Factor Aux Factor APos TPos Remark MHz dBuV/m dBuV/m dB dBuV dB/m dB dB dB cm deg 1 7127.72 65.53 88.20 -22.67 45.50 35.80 14.83 30.60 0.00 251 72 PEAK	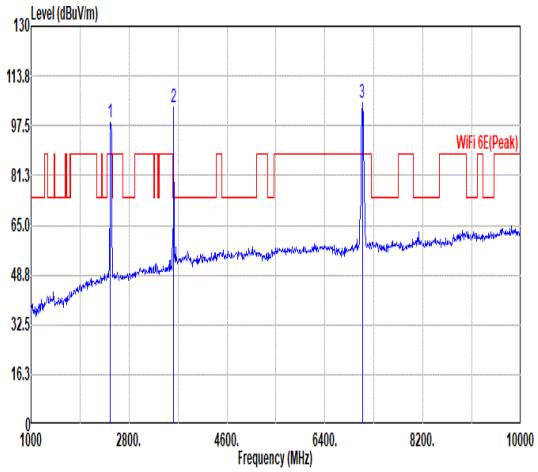 Freq Level Limit Line Margin Read Level Ant Factor Cable Loss Preamp Factor Aux Factor APos TPos Remark MHz dBuV/m dBuV/m dB dBuV dB/m dB dB dB cm deg 1 2458.00 98.62 ------ ------ 88.28 32.40 8.90 30.96 0.00 251 72 PEAK 2 3619.00 103.56 ------ ------ 90.07 32.98 10.54 30.03 0.00 251 72 PEAK 3 7085.00 104.80 ------ ------ 84.71 35.81 14.85 30.57 0.00 251 72 PEAK
Avg	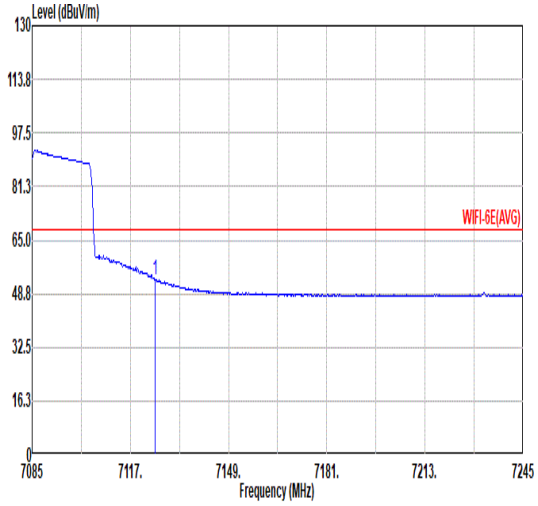 Freq Level Limit Line Margin Read Level Ant Factor Cable Loss Preamp Factor Aux Factor APos TPos Remark MHz dBuV/m dBuV/m dB dBuV dB/m dB dB dB cm deg 1 7125.00 53.03 68.20 -15.17 32.99 35.80 14.84 30.60 0.00 251 72 AVERAGE	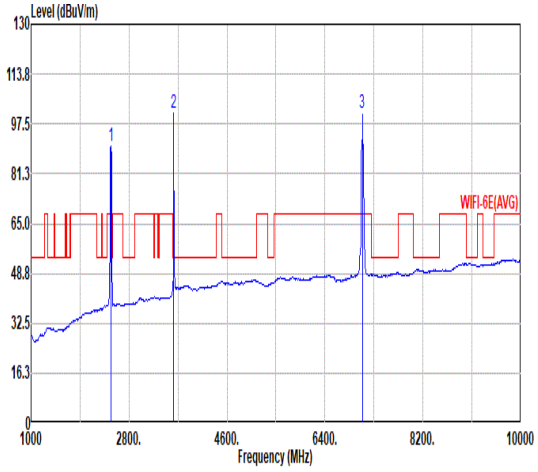 Freq Level Limit Line Margin Read Level Ant Factor Cable Loss Preamp Factor Aux Factor APos TPos Remark MHz dBuV/m dBuV/m dB dBuV dB/m dB dB dB cm deg 1 2467.00 90.19 ------ ------ 79.86 32.40 8.89 30.96 0.00 251 72 AVERAGE 2 3619.00 101.17 ------ ------ 87.68 32.98 10.54 30.03 0.00 251 72 AVERAGE 3 7085.00 101.17 ------ ------ 87.68 32.98 10.54 30.03 0.00 251 72 AVERAGE

Mode	63	
	Band Edge	
	802.11ax HE40_CH227_Full RU_7085MHz+LTE B48 Link+ WLAN2.4G_11g_CH11_2462MHz Co-location	
Pol.	Horizontal	Fundamental
Peak	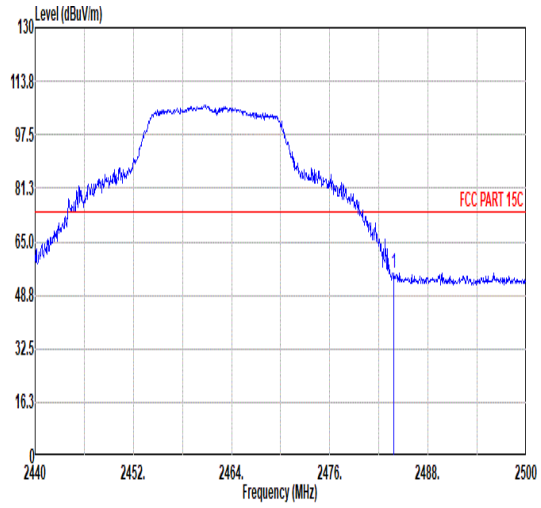 Freq Level Limit Line Margin Read Level Ant Factor Cable Loss Preamp Factor Aux Factor APos TPos Remark MHz dBuV/m dBuV/m dB dBuV dB/m dB dB dB cm deg 1 2483.86 55.57 74.00 -18.43 39.26 32.40 8.88 30.97 6.00 133 112 PEAK	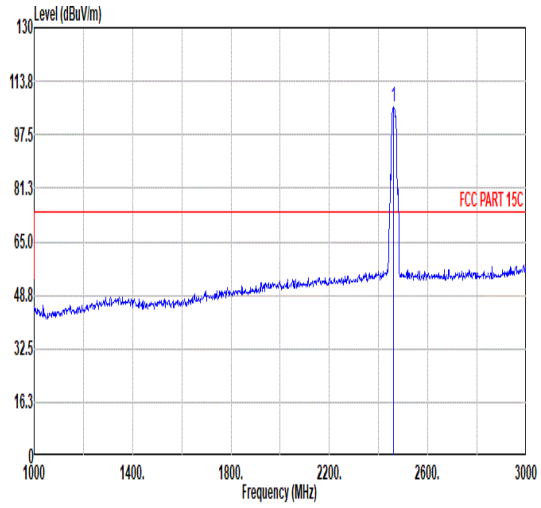 Freq Level Limit Line Margin Read Level Ant Factor Cable Loss Preamp Factor Aux Factor APos TPos Remark MHz dBuV/m dBuV/m dB dBuV dB/m dB dB dB cm deg 1 2462.00 106.05 ------ ------ 89.72 32.40 8.89 30.96 6.00 133 112 PEAK
Avg	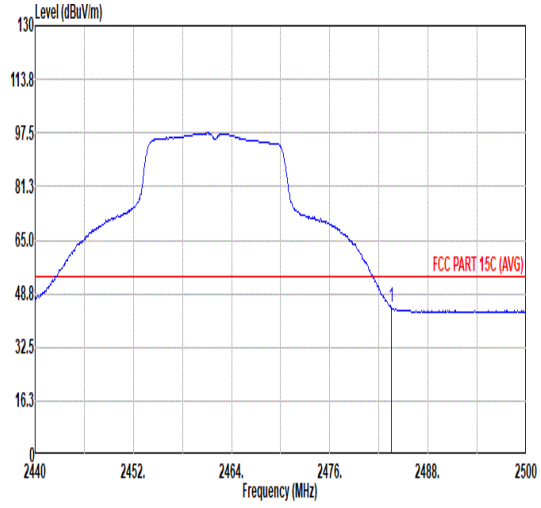 Freq Level Limit Line Margin Read Level Ant Factor Cable Loss Preamp Factor Aux Factor APos TPos Remark MHz dBuV/m dBuV/m dB dBuV dB/m dB dB dB cm deg 1 2483.56 44.59 54.00 -9.41 28.28 32.40 8.88 30.97 6.00 133 112 AVERAGE	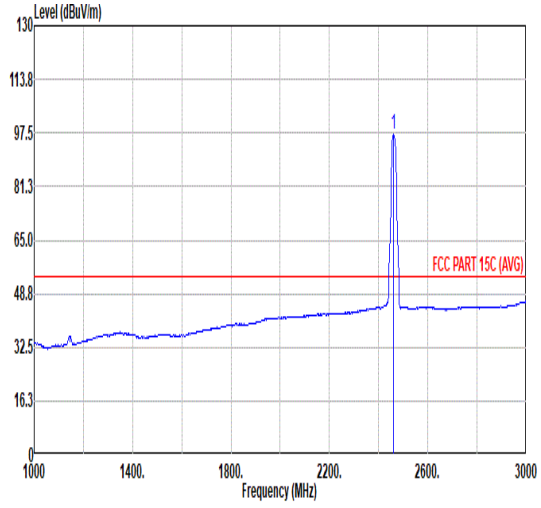 Freq Level Limit Line Margin Read Level Ant Factor Cable Loss Preamp Factor Aux Factor APos TPos Remark MHz dBuV/m dBuV/m dB dBuV dB/m dB dB dB cm deg 1 2462.00 97.31 ------ ------ 80.98 32.40 8.89 30.96 6.00 133 112 AVERAGE

Mode	63	
	Band Edge	
	802.11ax HE40_CH227_Full RU_7085MHz+LTE B48 Link+ WLAN2.4G_11g_CH11_2462MHz Co-location	
Pol.	Vertical	Fundamental
Peak	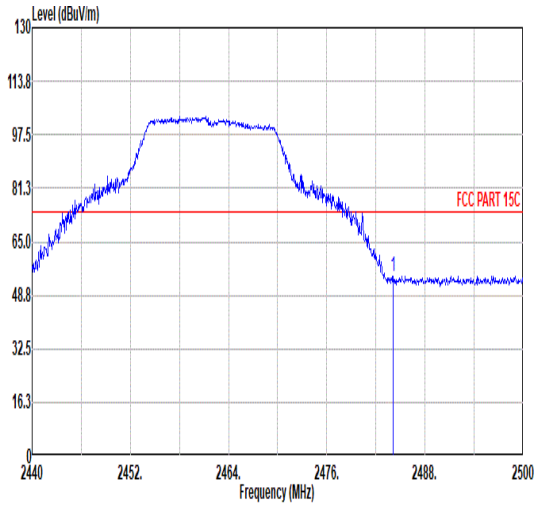 Freq Level Limit Line Margin Read Level Ant Factor Cable Loss Preamp Factor Aux Factor APos TPos Remark MHz dBuV/m dBuV/m dB dBuV dB/m dB dB dB cm deg 1 2484.10 54.65 74.00 -19.35 38.34 32.40 8.88 30.97 6.00 324 81 PEAK	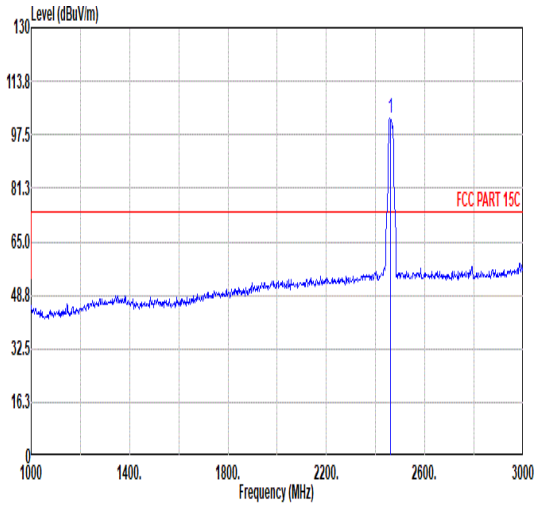 Freq Level Limit Line Margin Read Level Ant Factor Cable Loss Preamp Factor Aux Factor APos TPos Remark MHz dBuV/m dBuV/m dB dBuV dB/m dB dB dB cm deg 1 2462.00 102.51 ------ ------ 86.17 32.40 8.90 30.96 6.00 324 81 PEAK
Avg	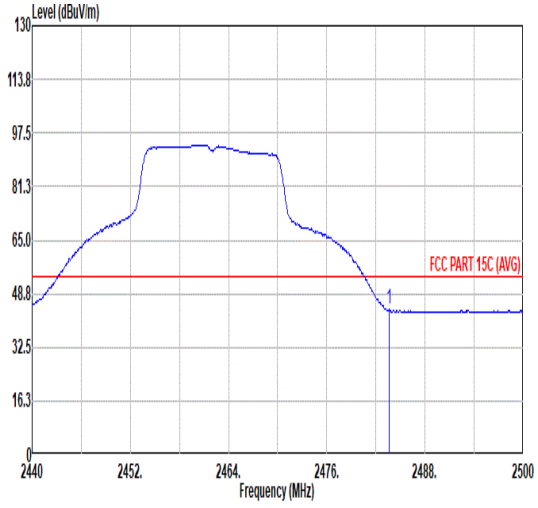 Freq Level Limit Line Margin Read Level Ant Factor Cable Loss Preamp Factor Aux Factor APos TPos Remark MHz dBuV/m dBuV/m dB dBuV dB/m dB dB dB cm deg 1 2483.62 43.92 54.00 -10.08 27.61 32.40 8.88 30.97 6.00 324 81 AVERAGE	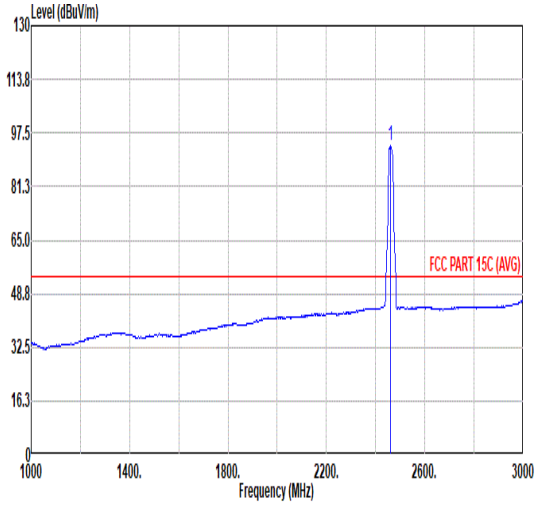 Freq Level Limit Line Margin Read Level Ant Factor Cable Loss Preamp Factor Aux Factor APos TPos Remark MHz dBuV/m dBuV/m dB dBuV dB/m dB dB dB cm deg 1 2462.00 93.79 ------ ------ 77.46 32.40 8.89 30.96 6.00 324 81 AVERAGE

Mode	63	
	Harmonic	
	802.11ax HE40_CH227_Full RU_7085MHz+LTE B48 Link+ WLAN2.4G_11g_CH11_2462MHz Co-location	
Pol.	Horizontal	Vertical
Peak Avg	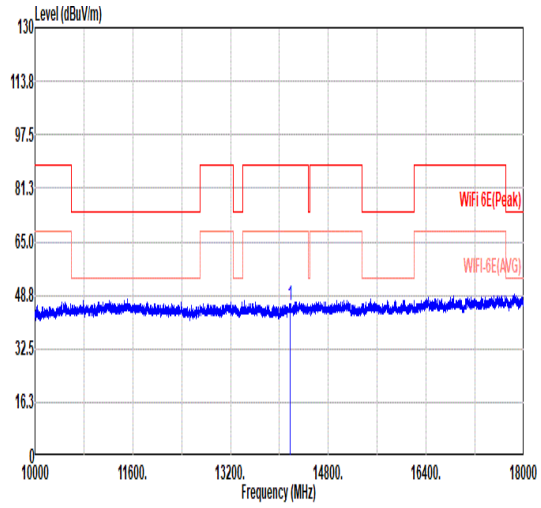 Freq Level Limit Line Margin Read Level Ant Factor Cable Loss Preamp Factor Aux Factor APos TPos Remark MHz dBuV/m dBuV/m dB dBuV dB/m dB dB dB cm deg 1 14170.00 45.78 88.20 -42.42 49.61 39.00 20.83 63.66 0.00 -- -- PEAK	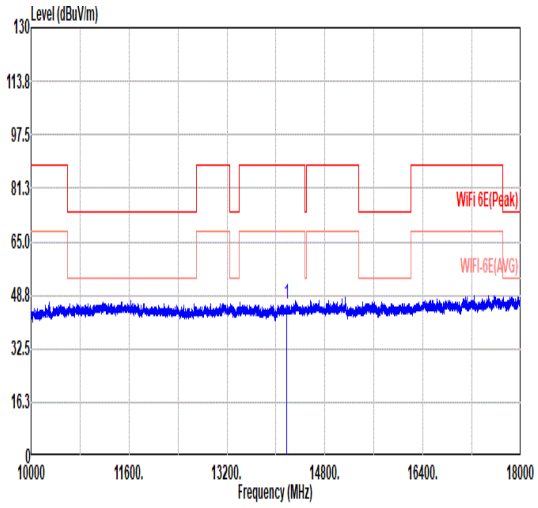 Freq Level Limit Line Margin Read Level Ant Factor Cable Loss Preamp Factor Aux Factor APos TPos Remark MHz dBuV/m dBuV/m dB dBuV dB/m dB dB dB cm deg 1 14170.00 46.21 88.20 -41.99 50.04 39.00 20.83 63.66 0.00 -- -- PEAK

Note: For all plots above, the over limit line signals are Fundamental signal which can be ignored.

Mode	1	
	Band Edge	
	U-NII-5_5.925-6.425_802.11a_CH1_Full_5955MHz	
ANT	CDD 6+17	
Pol.	Horizontal	Fundamental
Peak	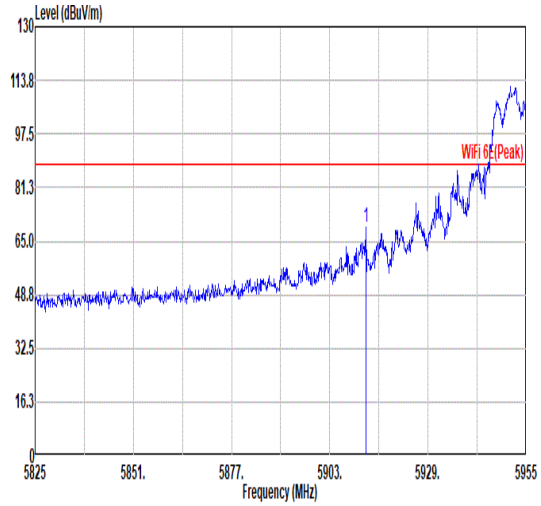 Freq Level Limit Line Margin Read Level Ant Factor Cable Loss Preamp Factor Aux Factor APos TPos Remark MHz dBuV/m dBuV/m dB dBuV dB/m dB dB dB cm deg 1 5912.62 69.11 88.20 -19.09 59.71 35.14 11.54 37.28 0.00 103 314 PEAK	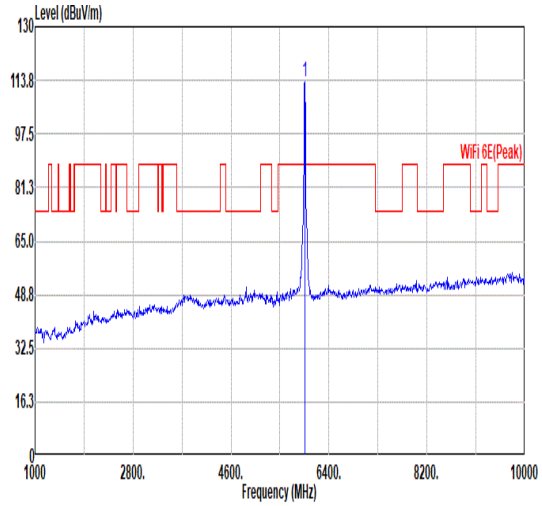 Freq Level Limit Line Margin Read Level Ant Factor Cable Loss Preamp Factor Aux Factor APos TPos Remark MHz dBuV/m dBuV/m dB dBuV dB/m dB dB dB cm deg 1 5955.00 113.34 ------ ------ 103.75 35.28 11.58 37.27 0.00 103 314 PEAK
Avg	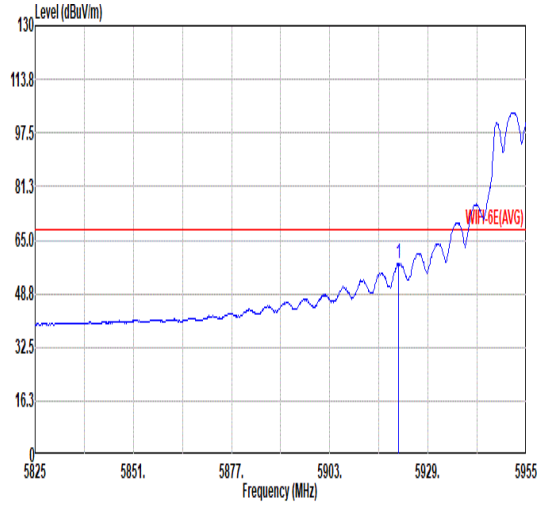 Freq Level Limit Line Margin Read Level Ant Factor Cable Loss Preamp Factor Aux Factor APos TPos Remark MHz dBuV/m dBuV/m dB dBuV dB/m dB dB dB cm deg 1 5921.20 58.12 68.20 -10.08 48.69 35.16 11.55 37.28 0.00 103 314 AVERAGE	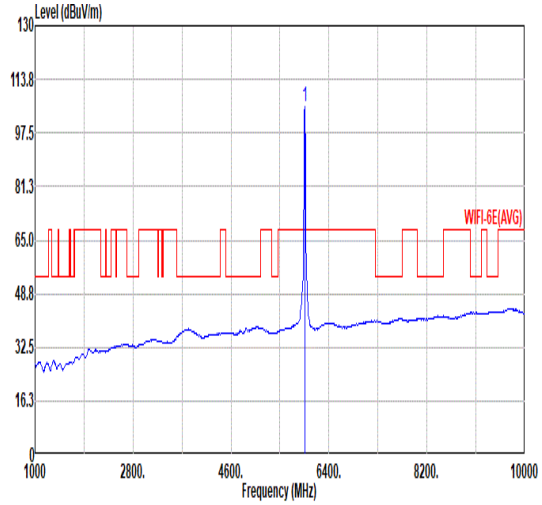 Freq Level Limit Line Margin Read Level Ant Factor Cable Loss Preamp Factor Aux Factor APos TPos Remark MHz dBuV/m dBuV/m dB dBuV dB/m dB dB dB cm deg 1 5955.00 105.31 ------ ------ 95.72 35.28 11.58 37.27 0.00 103 314 AVERAGE

Mode	1	
	Band Edge	
	U-NII-5_5.925-6.425_802.11a_CH1_Full_5955MHz	
ANT	CDD 6+17	
Pol.	Vertical	Fundamental
Peak	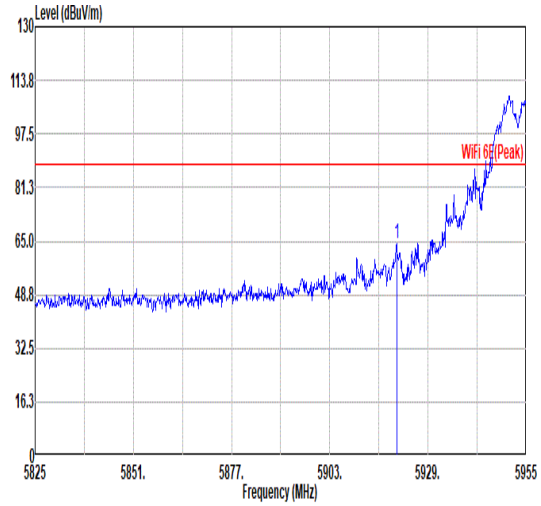 Freq Level Limit Line Margin Read Level Ant Factor Cable Loss Preamp Factor Aux Factor APos TPos Remark MHz dBuV/m dBuV/m dB dBuV dB/m dB dB dB cm deg 1 5920.68 64.02 88.20 -24.18 54.59 35.16 11.55 37.28 0.00 258 289 PEAK	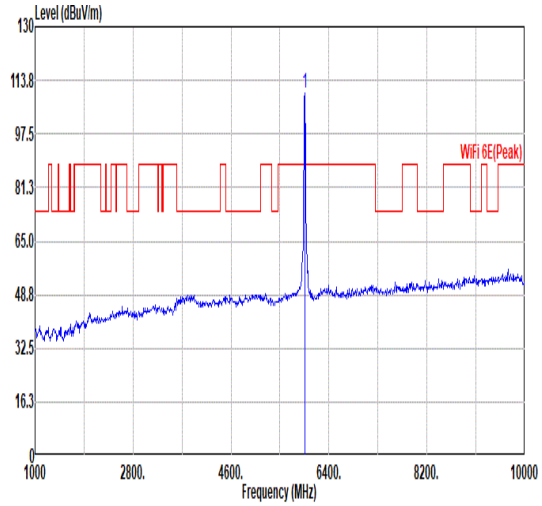 Freq Level Limit Line Margin Read Level Ant Factor Cable Loss Preamp Factor Aux Factor APos TPos Remark MHz dBuV/m dBuV/m dB dBuV dB/m dB dB dB cm deg 1 5955.00 109.69 ------ ------ 100.10 35.28 11.58 37.27 0.00 258 289 PEAK
Avg	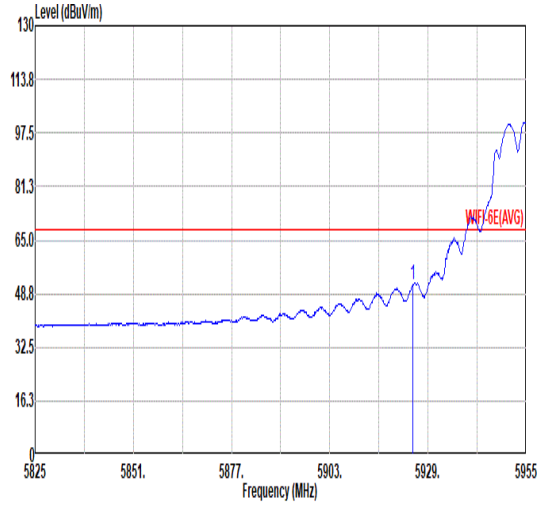 Freq Level Limit Line Margin Read Level Ant Factor Cable Loss Preamp Factor Aux Factor APos TPos Remark MHz dBuV/m dBuV/m dB dBuV dB/m dB dB dB cm deg 1 5924.97 51.61 68.20 -16.59 42.17 35.17 11.55 37.28 0.00 258 289 AVERAGE	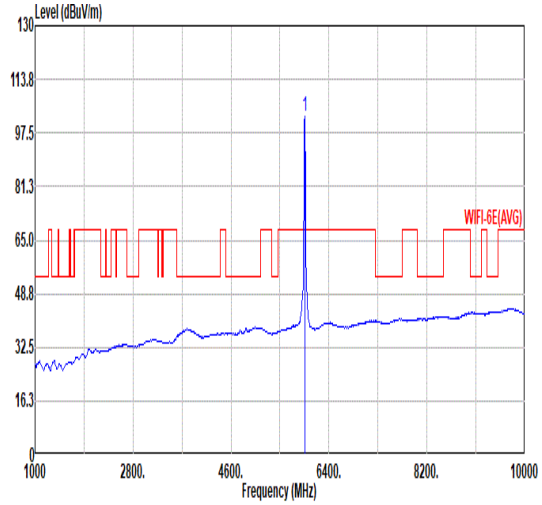 Freq Level Limit Line Margin Read Level Ant Factor Cable Loss Preamp Factor Aux Factor APos TPos Remark MHz dBuV/m dBuV/m dB dBuV dB/m dB dB dB cm deg 1 5955.00 102.33 ------ ------ 92.74 35.28 11.58 37.27 0.00 258 289 AVERAGE

Mode	13	
	Band Edge	
	U-NII-5_5.925-6.425_802.11ax HE20_CH1_Full_5955MHz	
ANT	CDD 6+17	
Pol.	Horizontal	Fundamental
Peak	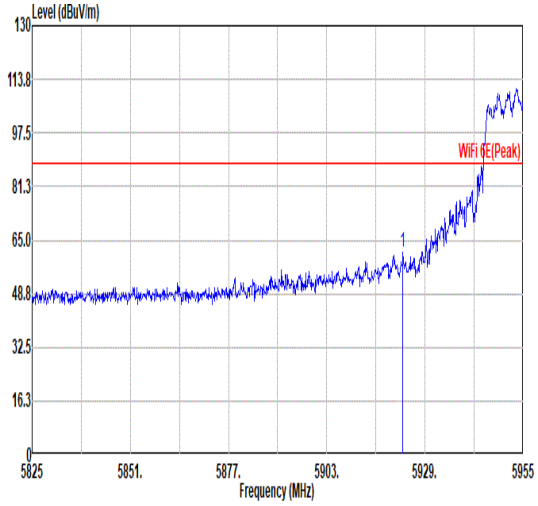 Freq Level Limit Line Margin Read Level Ant Factor Cable Loss Preamp Factor Aux Factor APos TPos Remark MHz dBuV/m dBuV/m dB dBuV dB/m dB dB dB cm deg 1 5923.15 61.41 88.20 -26.79 51.97 35.17 11.55 37.28 0.00 107 311 PEAK	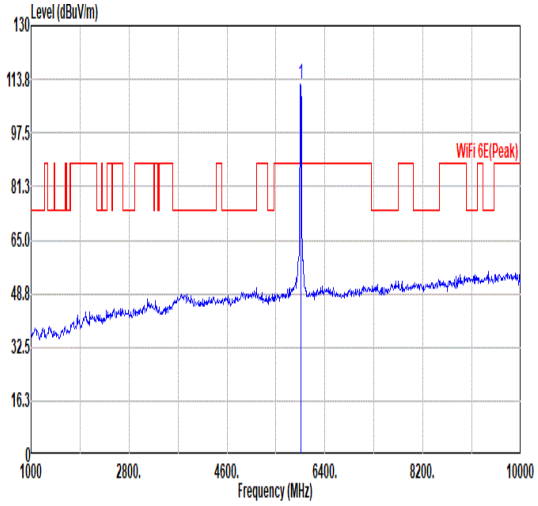 Freq Level Limit Line Margin Read Level Ant Factor Cable Loss Preamp Factor Aux Factor APos TPos Remark MHz dBuV/m dBuV/m dB dBuV dB/m dB dB dB cm deg 1 5955.00 112.25 ------ ------ 102.70 35.25 11.57 37.27 0.00 107 311 PEAK
Avg	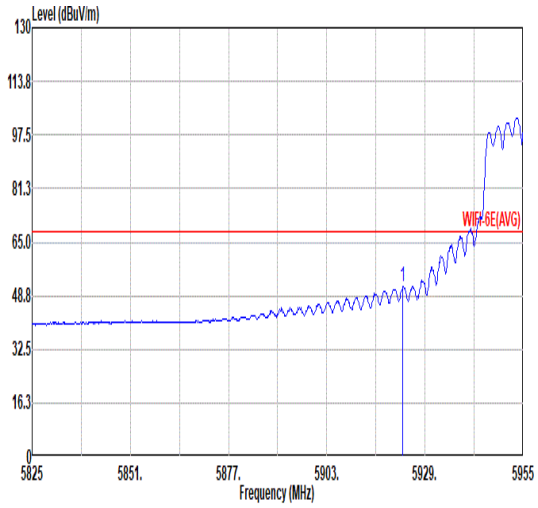 Freq Level Limit Line Margin Read Level Ant Factor Cable Loss Preamp Factor Aux Factor APos TPos Remark MHz dBuV/m dBuV/m dB dBuV dB/m dB dB dB cm deg 1 5923.15 51.41 68.20 -16.79 41.97 35.17 11.55 37.28 0.00 107 311 AVERAGE	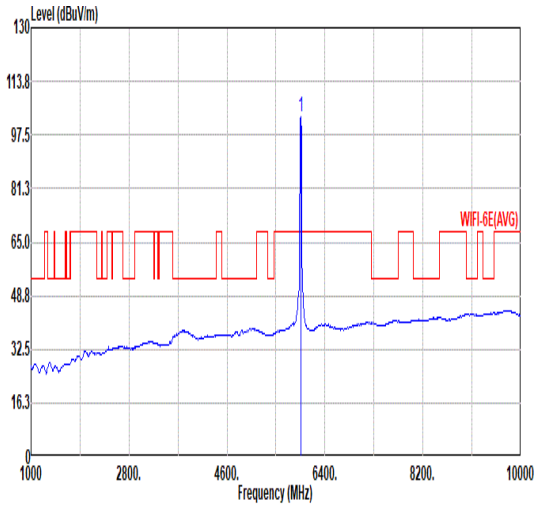 Freq Level Limit Line Margin Read Level Ant Factor Cable Loss Preamp Factor Aux Factor APos TPos Remark MHz dBuV/m dBuV/m dB dBuV dB/m dB dB dB cm deg 1 5955.00 102.91 ------ ------ 93.32 35.28 11.58 37.27 0.00 107 311 AVERAGE

Mode	13	
	Band Edge	
	U-NII-5_5.925-6.425_802.11ax HE20_CH1_Full_5955MHz	
ANT	CDD 6+17	
Pol.	Vertical	Fundamental
Peak	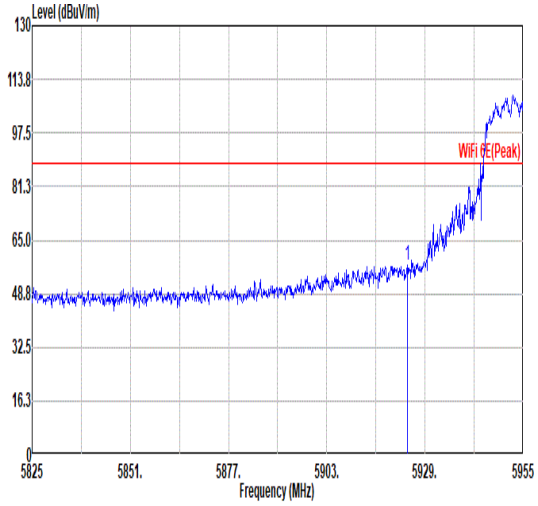 Freq Level Limit Line Margin Read Level Ant Factor Cable Loss Preamp Factor Aux Factor APos TPos Remark MHz dBuV/m dBuV/m dB dBuV dB/m dB dB dB cm deg 1 5924.32 57.19 88.20 -31.01 47.75 35.17 11.55 37.28 0.00 351 269 PEAK	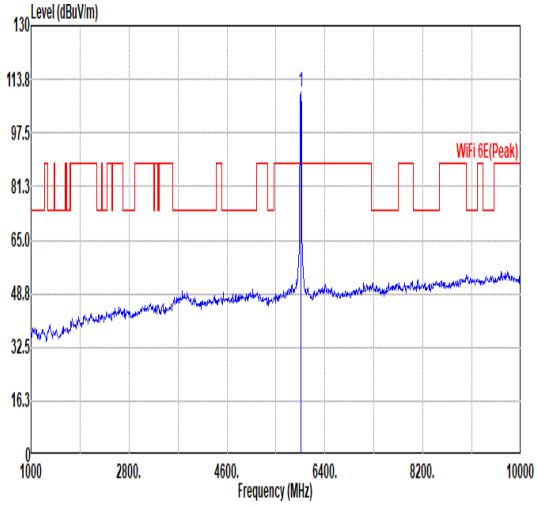 Freq Level Limit Line Margin Read Level Ant Factor Cable Loss Preamp Factor Aux Factor APos TPos Remark MHz dBuV/m dBuV/m dB dBuV dB/m dB dB dB cm deg 1 5955.00 109.77 ------ ------ 100.18 35.28 11.58 37.27 0.00 351 269 PEAK
Avg	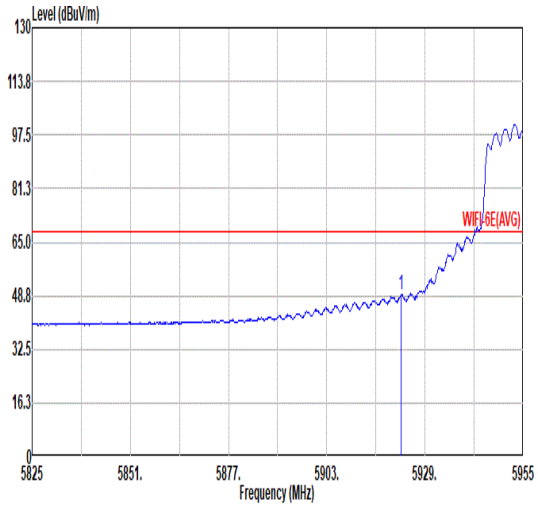 Freq Level Limit Line Margin Read Level Ant Factor Cable Loss Preamp Factor Aux Factor APos TPos Remark MHz dBuV/m dBuV/m dB dBuV dB/m dB dB dB cm deg 1 5922.76 49.12 68.20 -19.08 39.68 35.17 11.55 37.28 0.00 351 269 AVERAGE	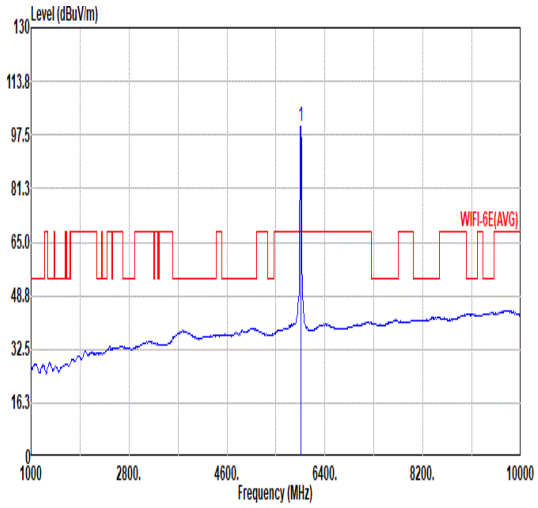 Freq Level Limit Line Margin Read Level Ant Factor Cable Loss Preamp Factor Aux Factor APos TPos Remark MHz dBuV/m dBuV/m dB dBuV dB/m dB dB dB cm deg 1 5955.00 100.24 ------ ------ 90.69 35.25 11.57 37.27 0.00 351 269 AVERAGE

Mode	19	
	Band Edge	
	U-NII-5_5.925-6.425_802.11ax HE40_CH3_Full_5965MHz	
ANT	CDD 6+17	
Pol.	Horizontal	Fundamental
Peak	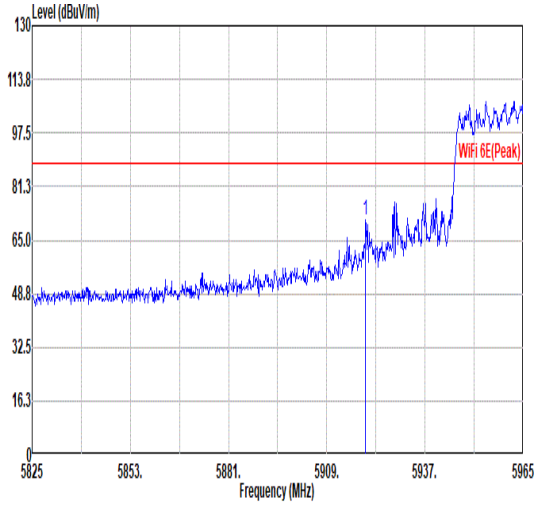 Freq Level Limit Line Margin Read Level Ant Factor Cable Loss Preamp Factor Aux Factor APos TPos Remark MHz dBuV/m dBuV/m dB dBuV dB/m dB dB dB cm deg 1 5920.06 71.19 88.20 -17.01 61.76 35.16 11.55 37.28 0.00 112 305 PEAK	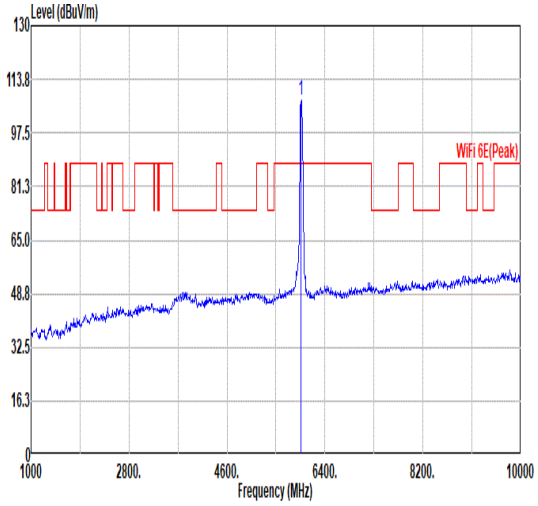 Freq Level Limit Line Margin Read Level Ant Factor Cable Loss Preamp Factor Aux Factor APos TPos Remark MHz dBuV/m dBuV/m dB dBuV dB/m dB dB dB cm deg 1 5965.00 107.47 ------ ------ 97.86 35.30 11.58 37.27 0.00 112 305 PEAK
Avg	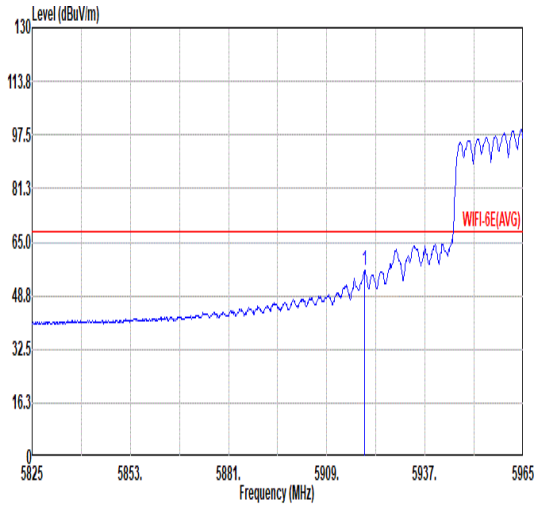 Freq Level Limit Line Margin Read Level Ant Factor Cable Loss Preamp Factor Aux Factor APos TPos Remark MHz dBuV/m dBuV/m dB dBuV dB/m dB dB dB cm deg 1 5919.78 56.41 68.20 -11.79 46.98 35.16 11.55 37.28 0.00 112 305 AVERAGE	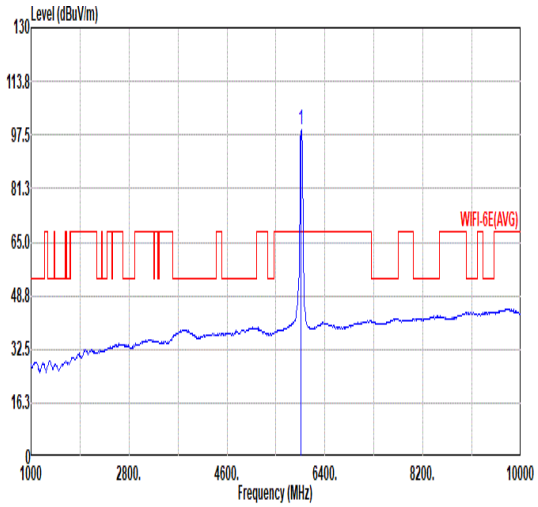 Freq Level Limit Line Margin Read Level Ant Factor Cable Loss Preamp Factor Aux Factor APos TPos Remark MHz dBuV/m dBuV/m dB dBuV dB/m dB dB dB cm deg 1 5965.00 99.07 ------ ------ 89.46 35.30 11.58 37.27 0.00 112 305 AVERAGE

Mode	19	
	Band Edge	
	U-NII-5_5.925-6.425_802.11ax HE40_CH3_Full_5965MHz	
ANT	CDD 6+17	
Pol.	Vertical	Fundamental
Peak	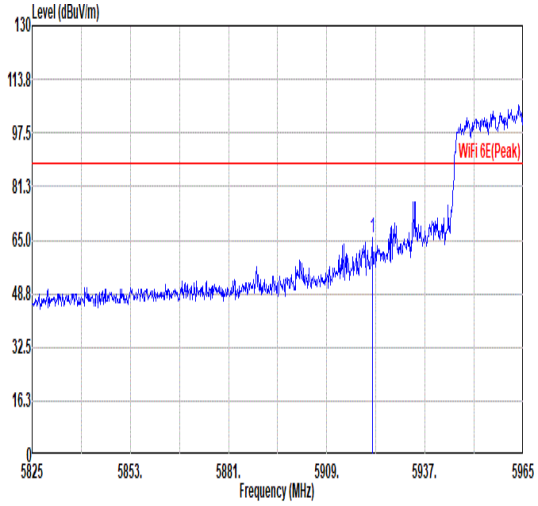 Freq Level Limit Line Margin Read Level Ant Factor Cable Loss Preamp Factor Aux Factor APos TPos Remark MHz dBuV/m dBuV/m dB dBuV dB/m dB dB dB cm deg 1 5922.02 65.83 88.20 -22.37 56.39 35.17 11.55 37.28 0.00 347 270 PEAK	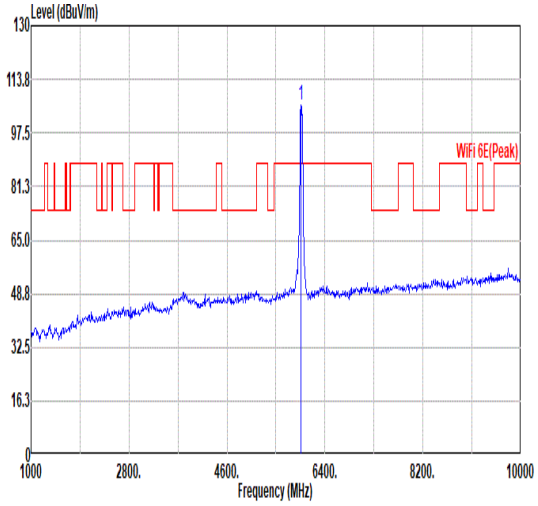 Freq Level Limit Line Margin Read Level Ant Factor Cable Loss Preamp Factor Aux Factor APos TPos Remark MHz dBuV/m dBuV/m dB dBuV dB/m dB dB dB cm deg 1 5965.00 106.13 ------ ------ 96.54 35.28 11.58 37.27 0.00 347 270 PEAK
Avg	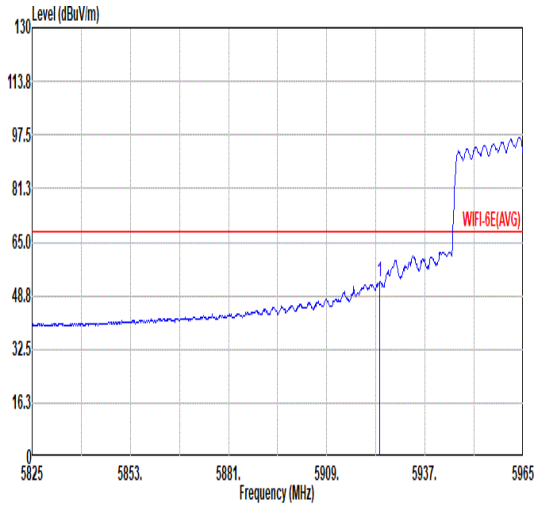 Freq Level Limit Line Margin Read Level Ant Factor Cable Loss Preamp Factor Aux Factor APos TPos Remark MHz dBuV/m dBuV/m dB dBuV dB/m dB dB dB cm deg 1 5924.12 53.20 68.20 -15.00 43.76 35.17 11.55 37.28 0.00 347 270 AVERAGE	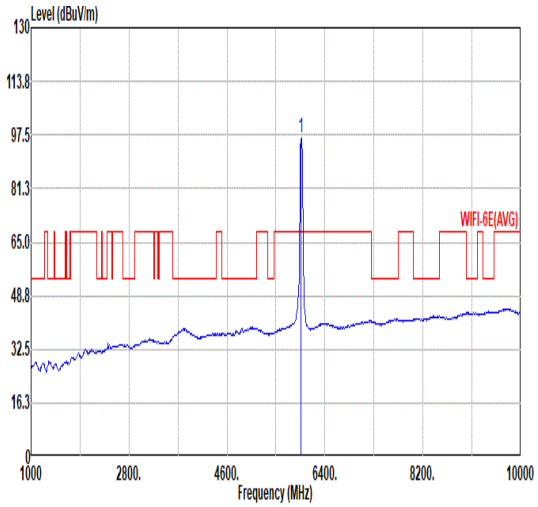 Freq Level Limit Line Margin Read Level Ant Factor Cable Loss Preamp Factor Aux Factor APos TPos Remark MHz dBuV/m dBuV/m dB dBuV dB/m dB dB dB cm deg 1 5965.00 96.65 ------ ------ 87.04 35.30 11.58 37.27 0.00 347 270 AVERAGE

Mode	22	
	Band Edge	
	U-NII-5_5.925-6.425_802.11ax HE80_CH7_Full_5985MHz	
ANT	CDD 6+17	
Pol.	Horizontal	Fundamental
Peak	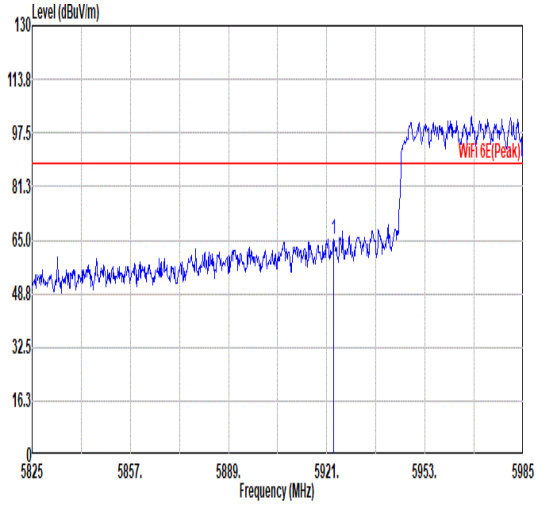 Freq Level Limit Line Margin Read Level Ant Factor Cable Loss Preamp Factor Aux Factor APos TPos Remark MHz dBuV/m dBuV/m dB dBuV dB/m dB dB dB cm deg 1 5923.24 65.24 88.20 -22.96 55.80 35.17 11.55 37.28 0.00 100 306 PEAK	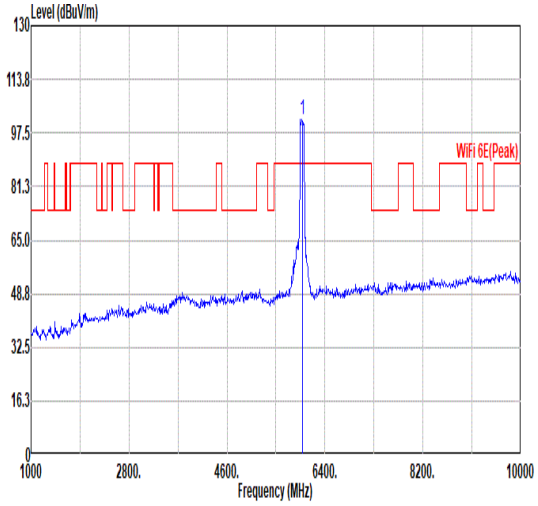 Freq Level Limit Line Margin Read Level Ant Factor Cable Loss Preamp Factor Aux Factor APos TPos Remark MHz dBuV/m dBuV/m dB dBuV dB/m dB dB dB cm deg 1 5985.00 101.58 ------ ------ 92.03 35.25 11.57 37.27 0.00 100 306 PEAK
Avg	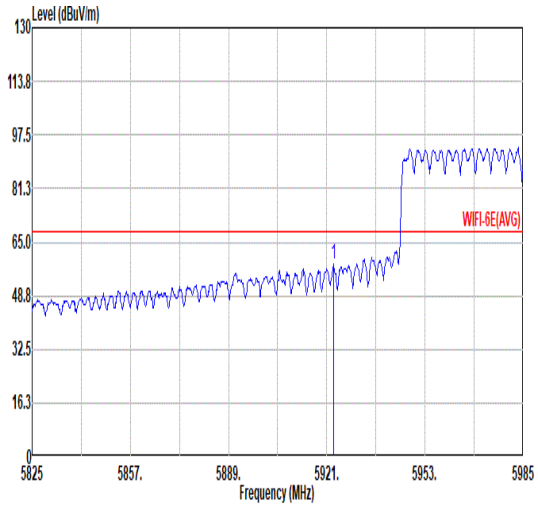 Freq Level Limit Line Margin Read Level Ant Factor Cable Loss Preamp Factor Aux Factor APos TPos Remark MHz dBuV/m dBuV/m dB dBuV dB/m dB dB dB cm deg 1 5923.24 58.38 68.20 -9.82 48.94 35.17 11.55 37.28 0.00 100 306 AVERAGE	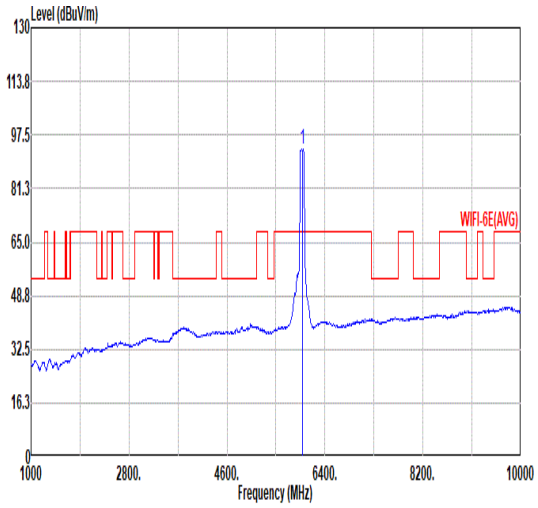 Freq Level Limit Line Margin Read Level Ant Factor Cable Loss Preamp Factor Aux Factor APos TPos Remark MHz dBuV/m dBuV/m dB dBuV dB/m dB dB dB cm deg 1 5985.00 93.18 ------ ------ 83.52 35.33 11.59 37.26 0.00 100 306 AVERAGE

Mode	22	
	Band Edge	
	U-NII-5_5.925-6.425_802.11ax HE80_CH7_Full_5985MHz	
ANT	CDD 6+17	
Pol.	Vertical	Fundamental
Peak	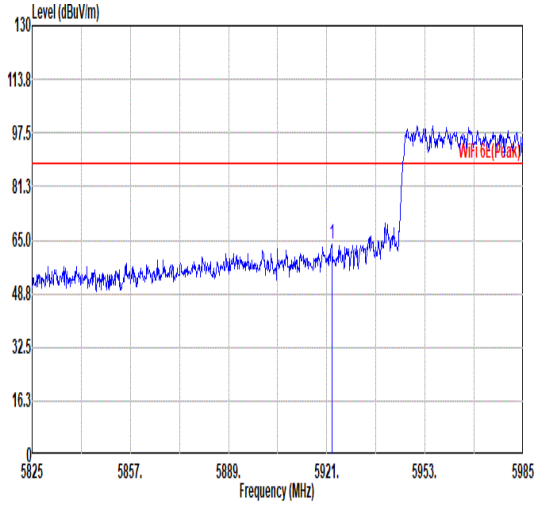 Freq Level Limit Line Margin Read Level Ant Factor Cable Loss Preamp Factor Aux Factor APos TPos Remark MHz dBuV/m dBuV/m dB dBuV dB/m dB dB dB cm deg 1 5922.60 63.90 88.20 -24.30 54.46 35.17 11.55 37.28 0.00 307 279 PEAK	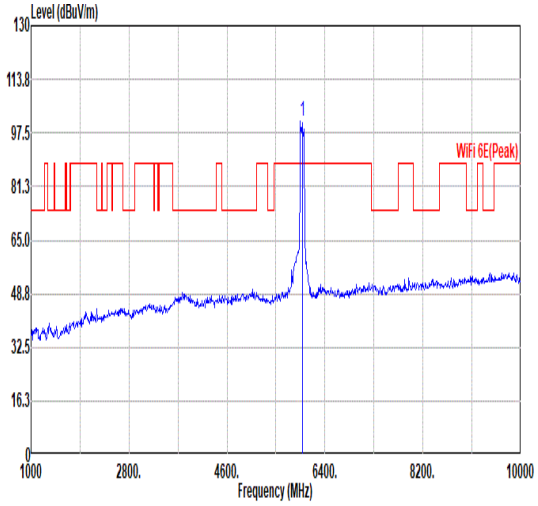 Freq Level Limit Line Margin Read Level Ant Factor Cable Loss Preamp Factor Aux Factor APos TPos Remark MHz dBuV/m dBuV/m dB dBuV dB/m dB dB dB cm deg 1 5985.00 101.05 ------ ------ 91.50 35.25 11.57 37.27 0.00 307 279 PEAK
Avg	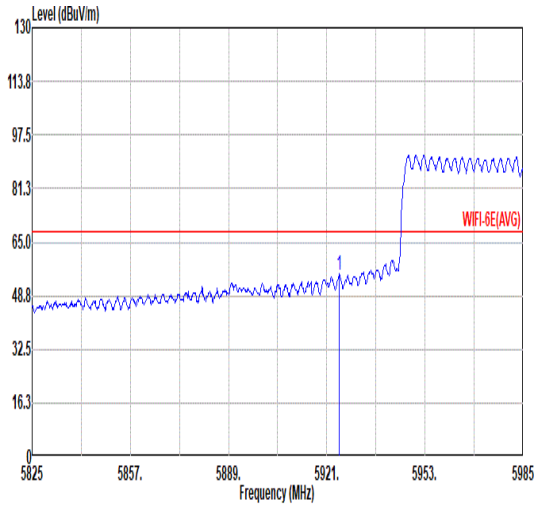 Freq Level Limit Line Margin Read Level Ant Factor Cable Loss Preamp Factor Aux Factor APos TPos Remark MHz dBuV/m dBuV/m dB dBuV dB/m dB dB dB cm deg 1 5925.00 54.81 68.20 -13.39 45.37 35.17 11.55 37.28 0.00 307 279 AVERAGE	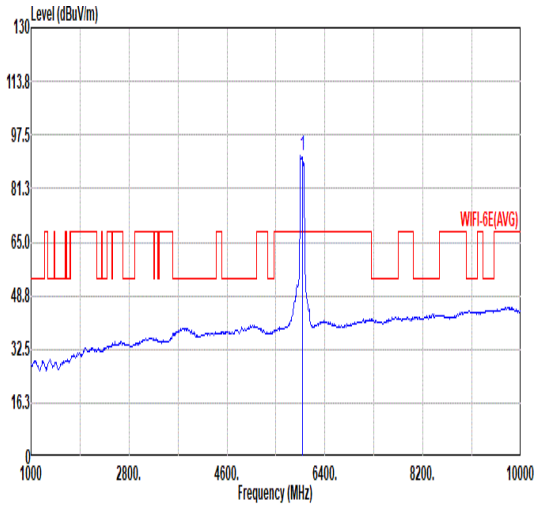 Freq Level Limit Line Margin Read Level Ant Factor Cable Loss Preamp Factor Aux Factor APos TPos Remark MHz dBuV/m dBuV/m dB dBuV dB/m dB dB dB cm deg 1 5985.00 91.20 ------ ------ 81.65 35.25 11.57 37.27 0.00 307 279 AVERAGE

Mode	25	
	Band Edge	
	U-NII-5_5.925-6.425_802.11ax HE160_CH15_Full_6025MHz	
ANT	CDD 6+17	
Pol.	Horizontal	Fundamental
Peak	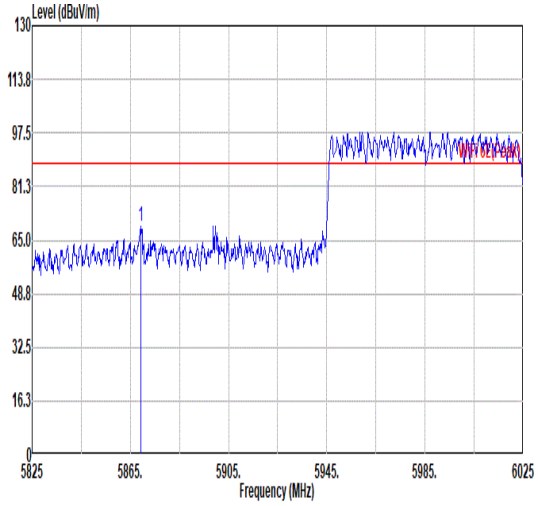 Freq Level Limit Line Margin Read Level Ant Factor Cable Loss Preamp Factor Aux Factor APos TPos Remark MHz dBuV/m dBuV/m dB dBuV dB/m dB dB dB cm deg 1 5869.20 69.20 88.20 -19.00 60.01 34.98 11.51 37.30 0.00 100 309 PEAK	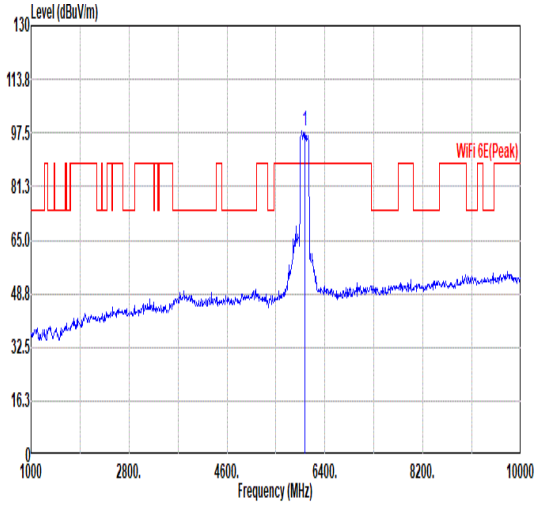 Freq Level Limit Line Margin Read Level Ant Factor Cable Loss Preamp Factor Aux Factor APos TPos Remark MHz dBuV/m dBuV/m dB dBuV dB/m dB dB dB cm deg 1 6025.00 97.99 ------ ------ 88.33 35.33 11.59 37.26 0.00 100 309 PEAK
Avg	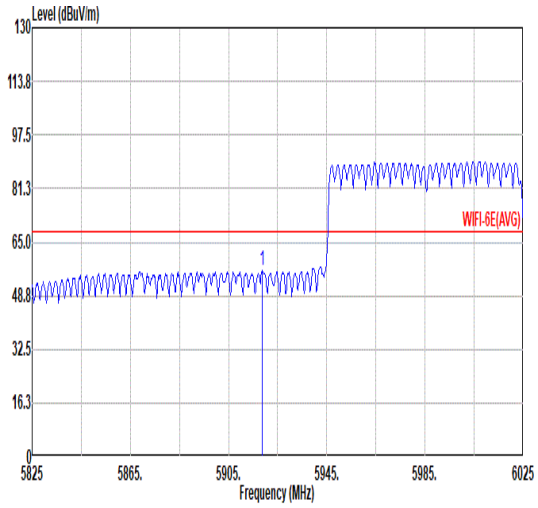 Freq Level Limit Line Margin Read Level Ant Factor Cable Loss Preamp Factor Aux Factor APos TPos Remark MHz dBuV/m dBuV/m dB dBuV dB/m dB dB dB cm deg 1 5918.80 56.24 68.20 -11.96 46.81 35.16 11.55 37.28 0.00 100 309 AVERAGE	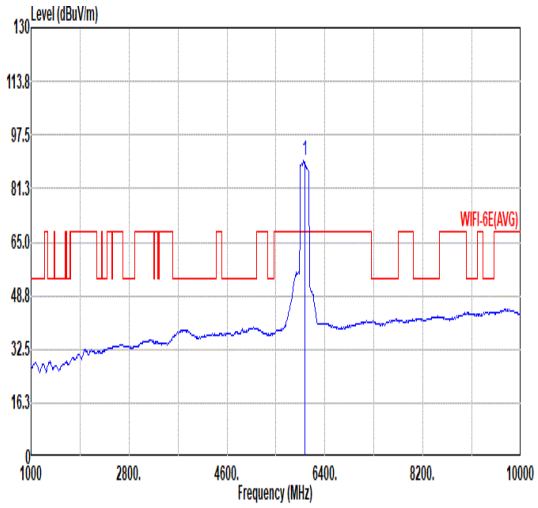 Freq Level Limit Line Margin Read Level Ant Factor Cable Loss Preamp Factor Aux Factor APos TPos Remark MHz dBuV/m dBuV/m dB dBuV dB/m dB dB dB cm deg 1 6025.00 89.64 ------ ------ 79.89 35.40 11.61 37.26 0.00 100 309 AVERAGE

Mode	25	
	Band Edge	
	U-NII-5_5.925-6.425_802.11ax HE160_CH15_Full_6025MHz	
ANT	CDD 6+17	
Pol.	Vertical	Fundamental
Peak	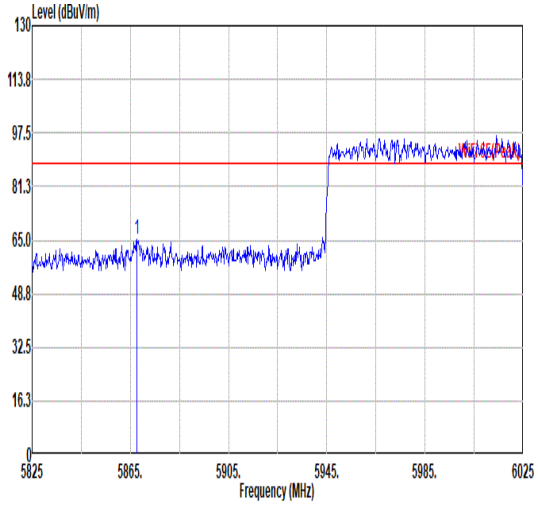 Freq Level Limit Line Margin Read Level Ant Factor Cable Loss Preamp Factor Aux Factor APos TPos Remark MHz dBuV/m dBuV/m dB dBuV dB/m dB dB dB cm deg 1 5867.60 65.28 88.20 -22.92 56.11 34.97 11.50 37.30 0.00 307 274 PEAK	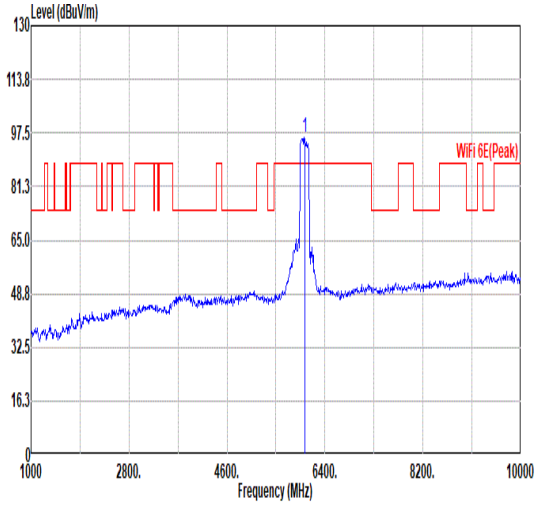 Freq Level Limit Line Margin Read Level Ant Factor Cable Loss Preamp Factor Aux Factor APos TPos Remark MHz dBuV/m dBuV/m dB dBuV dB/m dB dB dB cm deg 1 6025.00 95.98 ------ ------ 86.21 35.40 11.62 37.25 0.00 307 274 PEAK
Avg	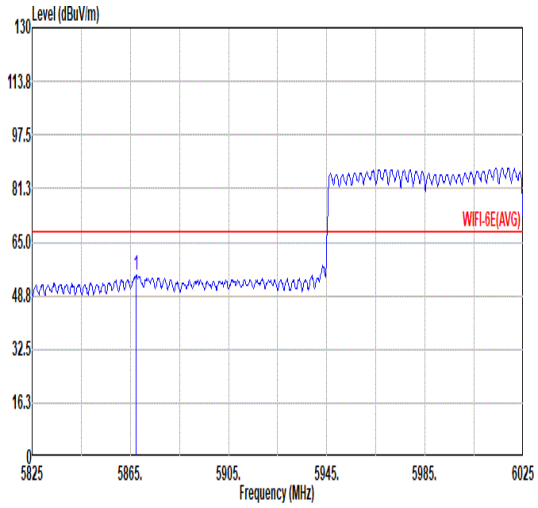 Freq Level Limit Line Margin Read Level Ant Factor Cable Loss Preamp Factor Aux Factor APos TPos Remark MHz dBuV/m dBuV/m dB dBuV dB/m dB dB dB cm deg 1 5867.40 55.15 68.20 -13.05 45.98 34.97 11.50 37.30 0.00 307 274 AVERAGE	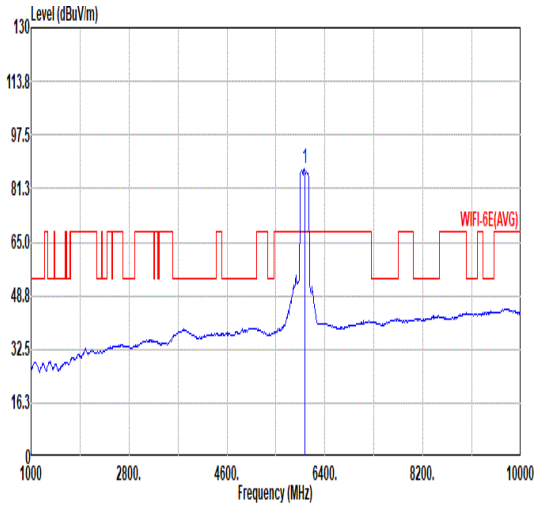 Freq Level Limit Line Margin Read Level Ant Factor Cable Loss Preamp Factor Aux Factor APos TPos Remark MHz dBuV/m dBuV/m dB dBuV dB/m dB dB dB cm deg 1 6025.00 87.45 ------ ------ 77.68 35.40 11.62 37.25 0.00 307 274 AVERAGE

Mode	50	
	Band Edge	
	U-NII-8_6.875-7.125_802.11ax HE20_CH229_Full_7095MHz	
ANT	CDD 6+17	
Pol.	Horizontal	Fundamental
Peak	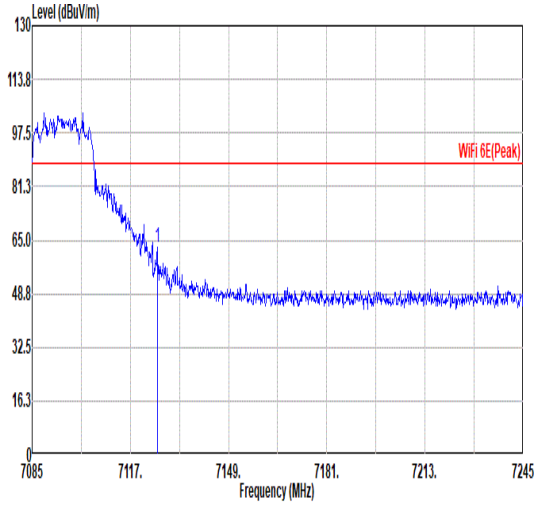 Freq Level Limit Line Margin Read Level Ant Factor Cable Loss Preamp Factor Aux Factor APos TPos Remark MHz dBuV/m dBuV/m dB dBuV dB/m dB dB dB cm deg 1 7125.80 62.83 88.20 -25.37 51.76 35.53 12.56 37.02 0.00 100 341 PEAK	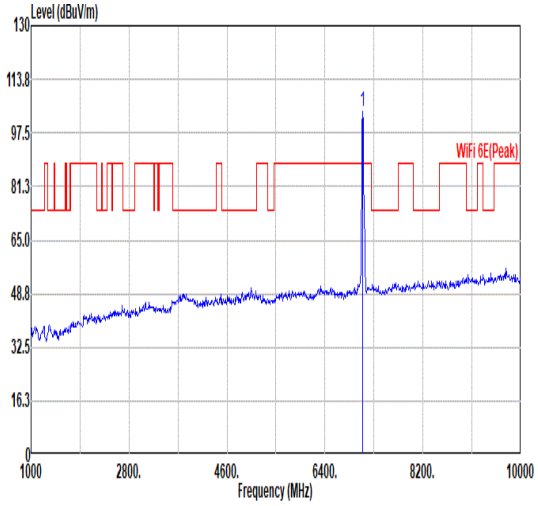 Freq Level Limit Line Margin Read Level Ant Factor Cable Loss Preamp Factor Aux Factor APos TPos Remark MHz dBuV/m dBuV/m dB dBuV dB/m dB dB dB cm deg 1 7095.00 103.90 ------ ------ 92.85 35.51 12.55 37.01 0.00 100 341 PEAK
Avg	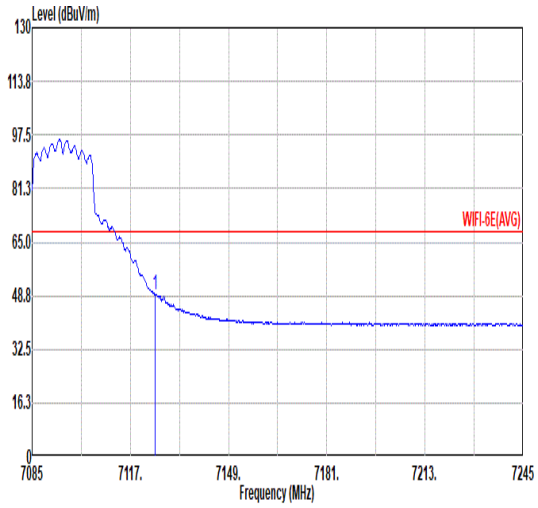 Freq Level Limit Line Margin Read Level Ant Factor Cable Loss Preamp Factor Aux Factor APos TPos Remark MHz dBuV/m dBuV/m dB dBuV dB/m dB dB dB cm deg 1 7125.16 49.16 68.20 -19.04 38.09 35.53 12.56 37.02 0.00 100 341 AVERAGE	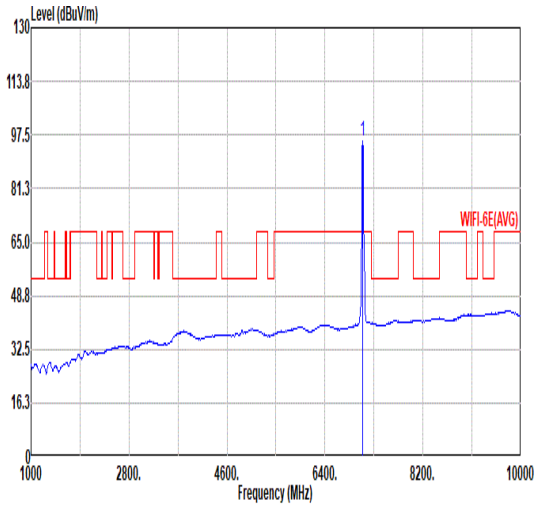 Freq Level Limit Line Margin Read Level Ant Factor Cable Loss Preamp Factor Aux Factor APos TPos Remark MHz dBuV/m dBuV/m dB dBuV dB/m dB dB dB cm deg 1 7095.00 95.56 ------ ------ 84.51 35.51 12.55 37.01 0.00 100 341 AVERAGE

Mode	50	
	Band Edge	
	U-NII-8_6.875-7.125_802.11ax HE20_CH229_Full_7095MHz	
ANT	CDD 6+17	
Pol.	Vertical	Fundamental
Peak	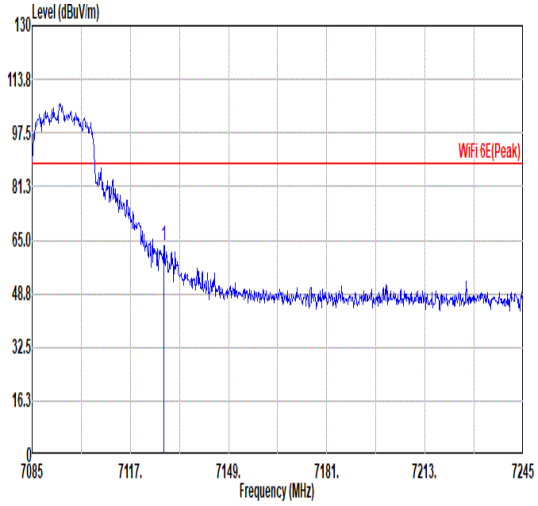 Freq Level Limit Line Margin Read Level Ant Factor Cable Loss Preamp Factor Aux Factor APos TPos Remark MHz dBuV/m dBuV/m dB dBuV dB/m dB dB dB cm deg 1 7127.88 63.32 88.20 -24.88 52.25 35.53 12.56 37.02 0.00 292 98 PEAK	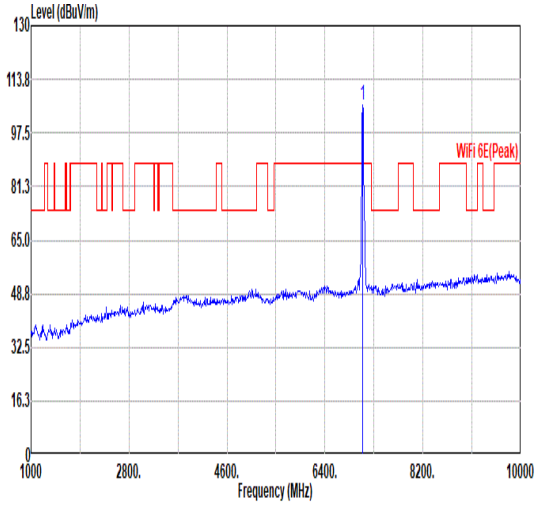 Freq Level Limit Line Margin Read Level Ant Factor Cable Loss Preamp Factor Aux Factor APos TPos Remark MHz dBuV/m dBuV/m dB dBuV dB/m dB dB dB cm deg 1 7095.00 106.08 ------ ------ 95.03 35.51 12.55 37.01 0.00 292 98 PEAK
Avg	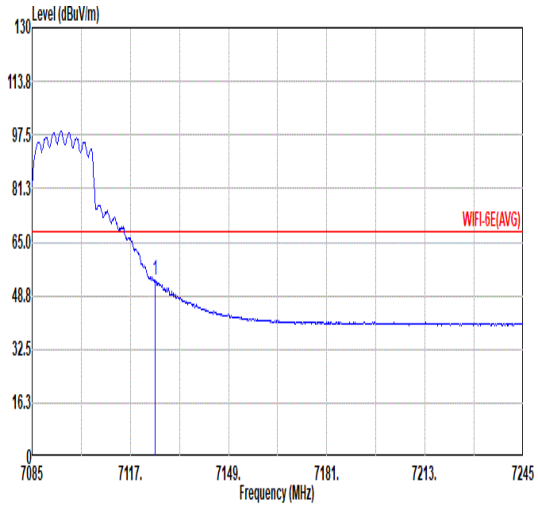 Freq Level Limit Line Margin Read Level Ant Factor Cable Loss Preamp Factor Aux Factor APos TPos Remark MHz dBuV/m dBuV/m dB dBuV dB/m dB dB dB cm deg 1 7125.16 53.41 68.20 -14.79 42.34 35.53 12.56 37.02 0.00 292 98 AVERAGE	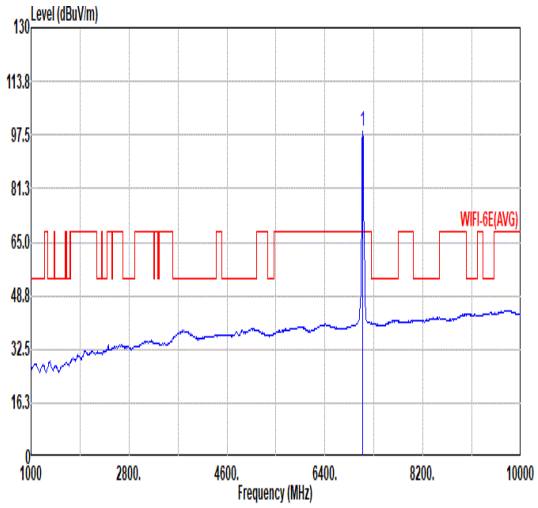 Freq Level Limit Line Margin Read Level Ant Factor Cable Loss Preamp Factor Aux Factor APos TPos Remark MHz dBuV/m dBuV/m dB dBuV dB/m dB dB dB cm deg 1 7095.00 98.53 ------ ------ 87.48 35.51 12.55 37.01 0.00 292 98 AVERAGE

Mode	55	
	Band Edge	
	U-NII-8_6.875-7.125_802.11ax HE40_CH227_Full_7085MHz	
ANT	CDD 6+17	
Pol.	Horizontal	Fundamental
Peak	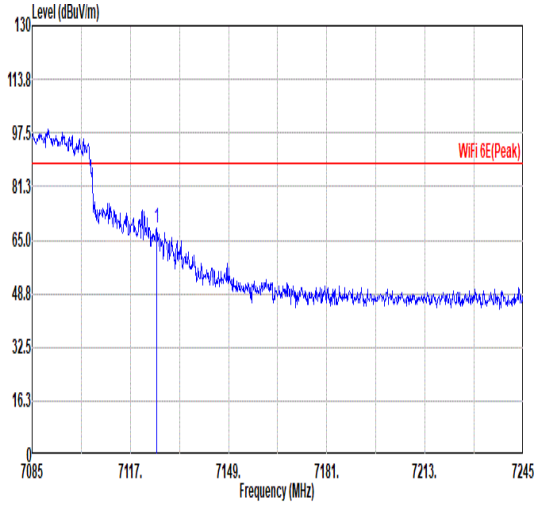 Freq Level Limit Line Margin Read Level Ant Factor Cable Loss Preamp Factor Aux Factor APos TPos Remark MHz dBuV/m dBuV/m dB dBuV dB/m dB dB dB cm deg 1 7125.48 68.44 88.20 -19.76 57.37 35.53 12.56 37.02 0.00 100 344 PEAK	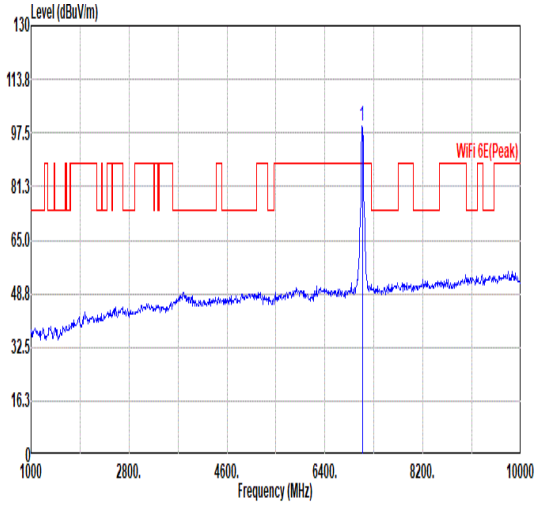 Freq Level Limit Line Margin Read Level Ant Factor Cable Loss Preamp Factor Aux Factor APos TPos Remark MHz dBuV/m dBuV/m dB dBuV dB/m dB dB dB cm deg 1 7085.00 99.41 ------ ------ 88.35 35.53 12.54 37.01 0.00 100 344 PEAK
Avg	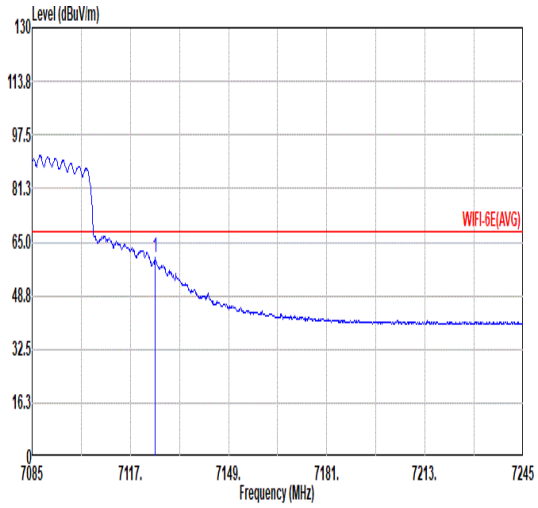 Freq Level Limit Line Margin Read Level Ant Factor Cable Loss Preamp Factor Aux Factor APos TPos Remark MHz dBuV/m dBuV/m dB dBuV dB/m dB dB dB cm deg 1 7125.16 60.20 68.20 -8.00 49.13 35.53 12.56 37.02 0.00 100 344 AVERAGE	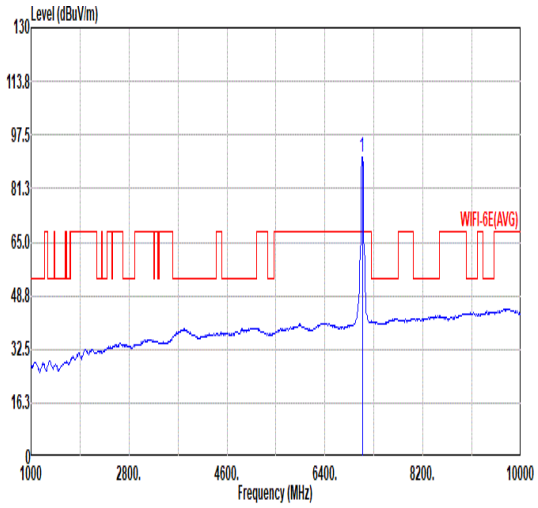 Freq Level Limit Line Margin Read Level Ant Factor Cable Loss Preamp Factor Aux Factor APos TPos Remark MHz dBuV/m dBuV/m dB dBuV dB/m dB dB dB cm deg 1 7085.00 90.98 ------ ------ 79.92 35.53 12.54 37.01 0.00 100 344 AVERAGE

Mode	55	
	Band Edge	
	U-NII-8_6.875-7.125_802.11ax HE40_CH227_Full_7085MHz	
ANT	CDD 6+17	
Pol.	Vertical	Fundamental
Peak	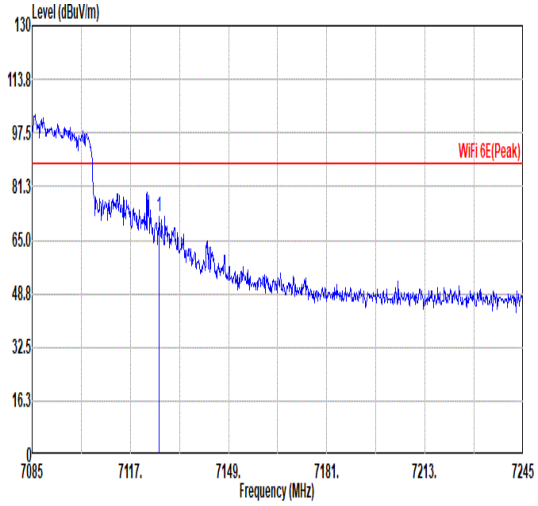 Freq Level Limit Line Margin Read Level Ant Factor Cable Loss Preamp Factor Aux Factor APos TPos Remark MHz dBuV/m dBuV/m dB dBuV dB/m dB dB dB cm deg 1 7126.44 72.10 88.20 -16.10 61.03 35.53 12.56 37.02 0.00 305 102 PEAK	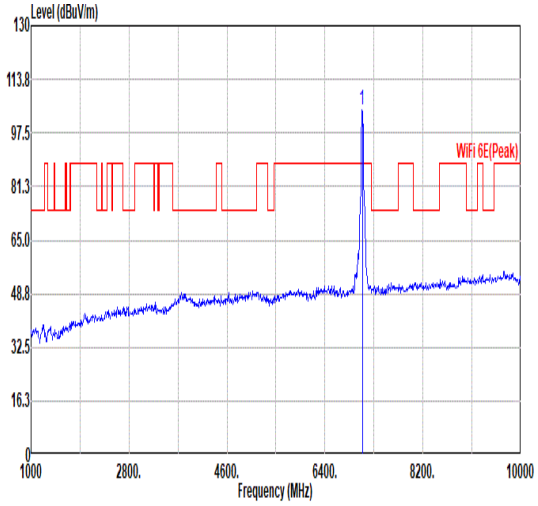 Freq Level Limit Line Margin Read Level Ant Factor Cable Loss Preamp Factor Aux Factor APos TPos Remark MHz dBuV/m dBuV/m dB dBuV dB/m dB dB dB cm deg 1 7085.00 104.31 ------ ------ 93.25 35.53 12.54 37.01 0.00 305 102 PEAK
Avg	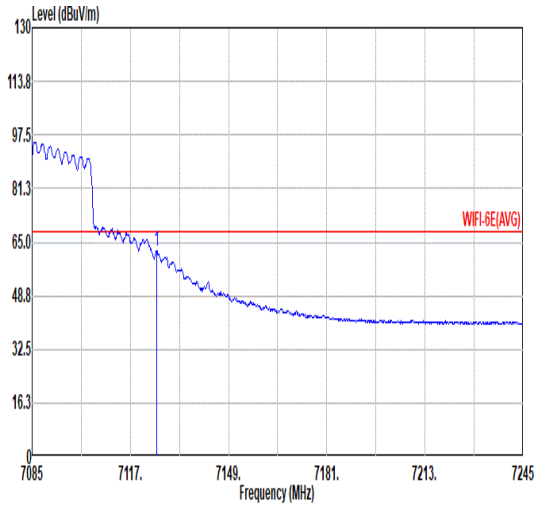 Freq Level Limit Line Margin Read Level Ant Factor Cable Loss Preamp Factor Aux Factor APos TPos Remark MHz dBuV/m dBuV/m dB dBuV dB/m dB dB dB cm deg 1 7125.64 62.27 68.20 -5.93 51.20 35.53 12.56 37.02 0.00 305 102 AVERAGE	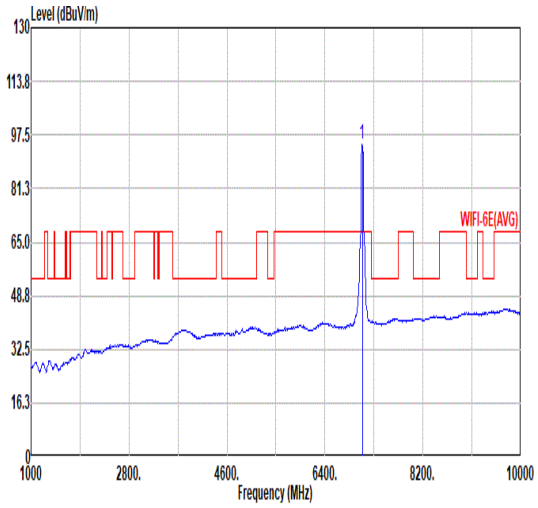 Freq Level Limit Line Margin Read Level Ant Factor Cable Loss Preamp Factor Aux Factor APos TPos Remark MHz dBuV/m dBuV/m dB dBuV dB/m dB dB dB cm deg 1 7085.00 94.88 ------ ------ 83.82 35.53 12.54 37.01 0.00 305 102 AVERAGE

Mode	57	
	Band Edge	
	U-NII-8_6.875-7.125_802.11ax HE80_CH215_Full_7025MHz	
ANT	CDD 6+17	
Pol.	Horizontal	Fundamental
Peak	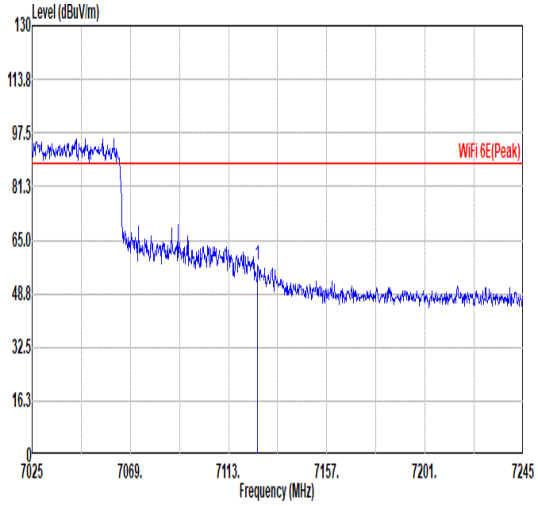 Freq Level Limit Line Margin Read Level Ant Factor Cable Loss Preamp Factor Aux Factor APos TPos Remark MHz dBuV/m dBuV/m dB dBuV dB/m dB dB dB cm deg 1 7125.98 57.34 88.20 -30.86 46.27 35.53 12.56 37.02 0.00 125 348 PEAK	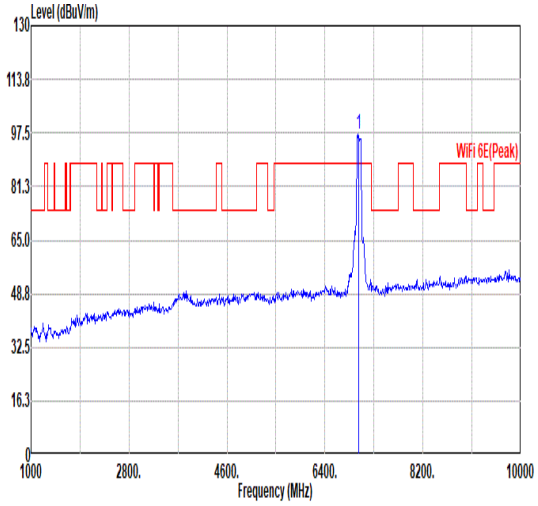 Freq Level Limit Line Margin Read Level Ant Factor Cable Loss Preamp Factor Aux Factor APos TPos Remark MHz dBuV/m dBuV/m dB dBuV dB/m dB dB dB cm deg 1 7025.00 97.31 ------ ------ 86.13 35.68 12.50 37.00 0.00 125 348 PEAK
Avg	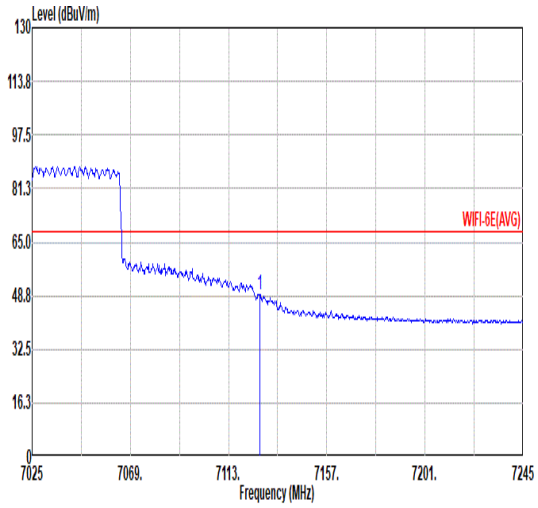 Freq Level Limit Line Margin Read Level Ant Factor Cable Loss Preamp Factor Aux Factor APos TPos Remark MHz dBuV/m dBuV/m dB dBuV dB/m dB dB dB cm deg 1 7126.86 49.20 68.20 -19.00 38.13 35.53 12.56 37.02 0.00 125 348 AVERAGE	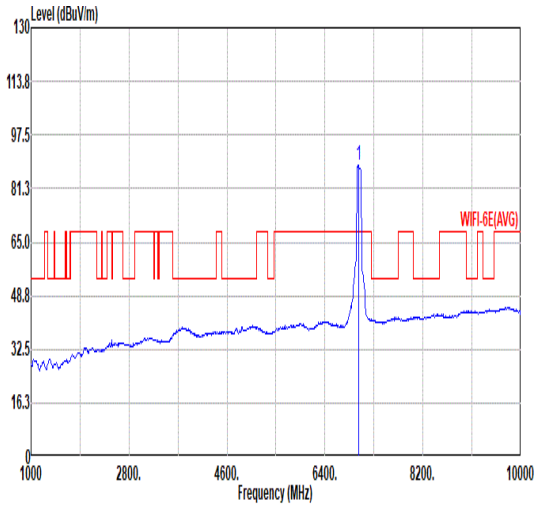 Freq Level Limit Line Margin Read Level Ant Factor Cable Loss Preamp Factor Aux Factor APos TPos Remark MHz dBuV/m dBuV/m dB dBuV dB/m dB dB dB cm deg 1 7025.00 88.32 ------ ------ 77.16 35.66 12.50 37.00 0.00 125 348 AVERAGE

Mode	57	
	Band Edge	
	U-NII-8_6.875-7.125_802.11ax HE80_CH215_Full_7025MHz	
ANT	CDD 6+17	
Pol.	Vertical	Fundamental
Peak	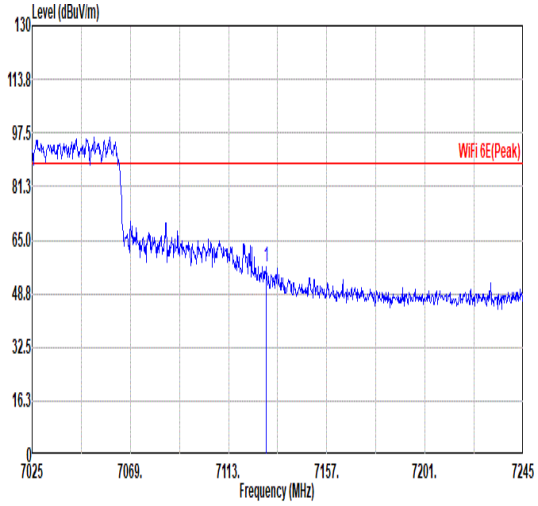 Freq Level Limit Line Margin Read Level Ant Factor Cable Loss Preamp Factor Aux Factor APos TPos Remark MHz dBuV/m dBuV/m dB dBuV dB/m dB dB dB cm deg 1 7129.94 56.91 88.20 -31.29 45.84 35.53 12.56 37.02 0.00 328 94 PEAK	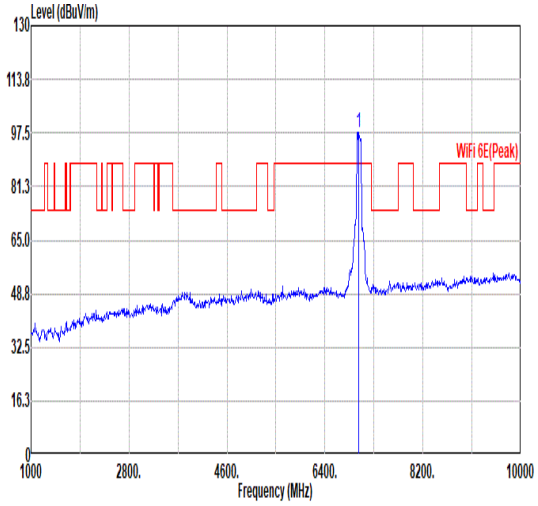 Freq Level Limit Line Margin Read Level Ant Factor Cable Loss Preamp Factor Aux Factor APos TPos Remark MHz dBuV/m dBuV/m dB dBuV dB/m dB dB dB cm deg 1 7025.00 97.81 ------ ------ 86.63 35.69 12.49 37.00 0.00 328 94 PEAK
Avg	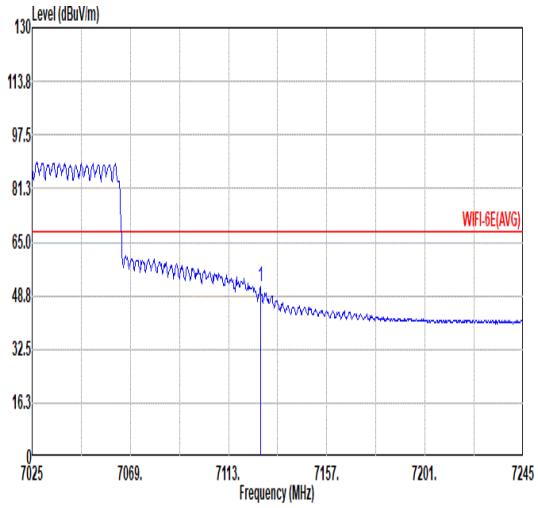 Freq Level Limit Line Margin Read Level Ant Factor Cable Loss Preamp Factor Aux Factor APos TPos Remark MHz dBuV/m dBuV/m dB dBuV dB/m dB dB dB cm deg 1 7127.30 51.35 68.20 -16.85 40.28 35.53 12.56 37.02 0.00 328 94 AVERAGE	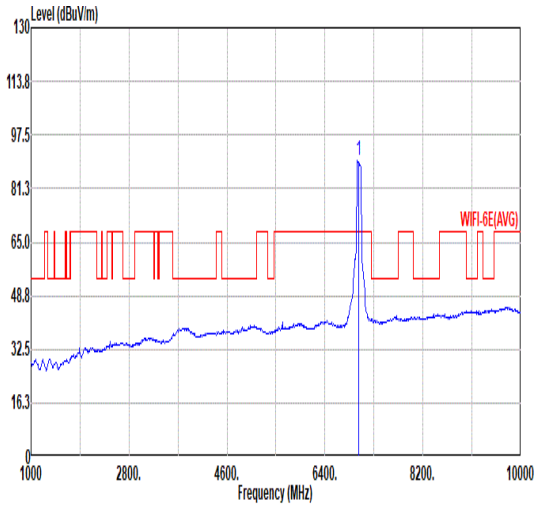 Freq Level Limit Line Margin Read Level Ant Factor Cable Loss Preamp Factor Aux Factor APos TPos Remark MHz dBuV/m dBuV/m dB dBuV dB/m dB dB dB cm deg 1 7025.00 89.85 ------ ------ 78.67 35.69 12.49 37.00 0.00 328 94 AVERAGE

Mode	58	
	Band Edge	
	U-NII-8_6.875-7.125_802.11ax HE160_CH207_Full_6985MHz	
ANT	CDD 6+17	
Pol.	Horizontal	Fundamental
Peak	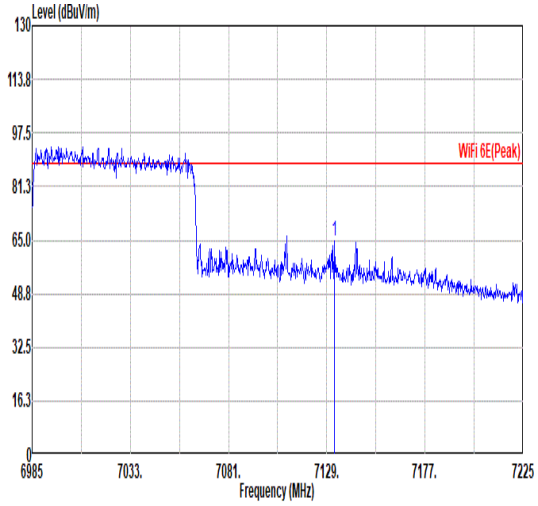 Freq Level Limit Line Margin Read Level Ant Factor Cable Loss Preamp Factor Aux Factor APos TPos Remark MHz dBuV/m dBuV/m dB dBuV dB/m dB dB dB cm deg 1 7132.84 64.90 88.20 -23.30 53.82 35.53 12.57 37.02 0.00 158 309 PEAK	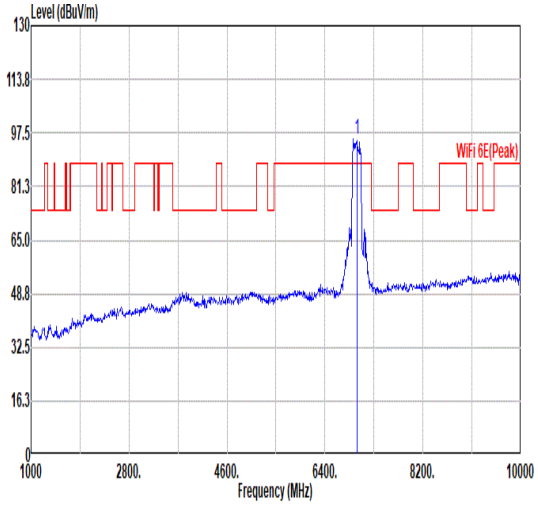 Freq Level Limit Line Margin Read Level Ant Factor Cable Loss Preamp Factor Aux Factor APos TPos Remark MHz dBuV/m dBuV/m dB dBuV dB/m dB dB dB cm deg 1 6985.00 95.76 ------ ------ 84.72 35.62 12.43 37.01 0.00 158 309 PEAK
Avg	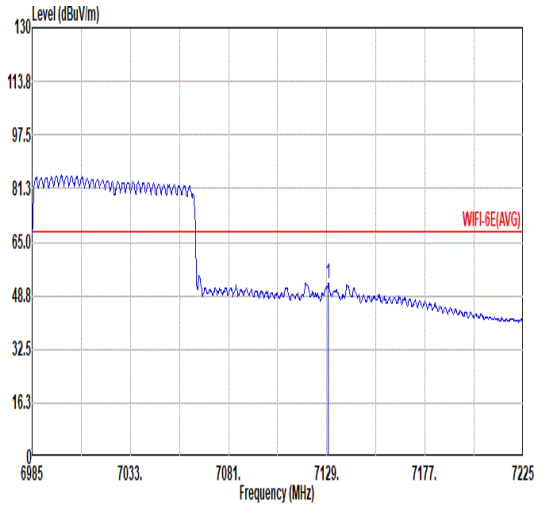 Freq Level Limit Line Margin Read Level Ant Factor Cable Loss Preamp Factor Aux Factor APos TPos Remark MHz dBuV/m dBuV/m dB dBuV dB/m dB dB dB cm deg 1 7129.72 52.42 68.20 -15.78 41.35 35.53 12.56 37.02 0.00 158 309 AVERAGE	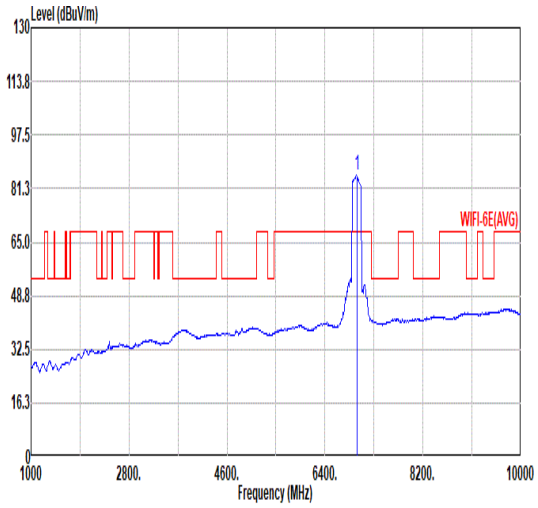 Freq Level Limit Line Margin Read Level Ant Factor Cable Loss Preamp Factor Aux Factor APos TPos Remark MHz dBuV/m dBuV/m dB dBuV dB/m dB dB dB cm deg 1 6985.00 85.35 ------ ------ 74.20 35.68 12.47 37.00 0.00 158 309 AVERAGE

Mode	58	
	Band Edge	
	U-NII-8_6.875-7.125_802.11ax HE160_CH207_Full_6985MHz	
ANT	CDD 6+17	
Pol.	Vertical	Fundamental
Peak	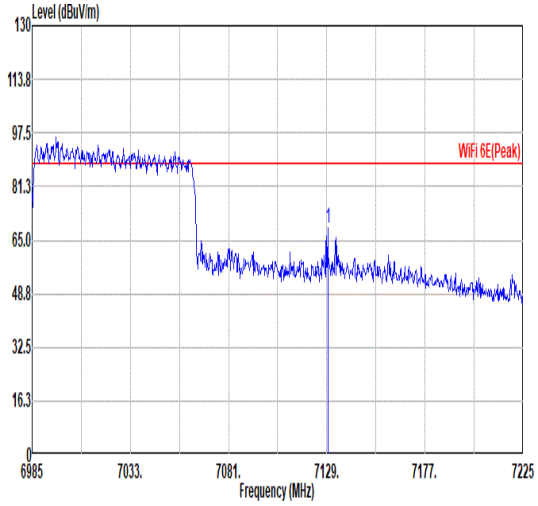 Freq Level Limit Line Margin Read Level Ant Factor Cable Loss Preamp Factor Aux Factor APos TPos Remark MHz dBuV/m dBuV/m dB dBuV dB/m dB dB dB cm deg 1 7129.48 68.62 88.20 -19.58 57.55 35.53 12.56 37.02 0.00 300 95 PEAK	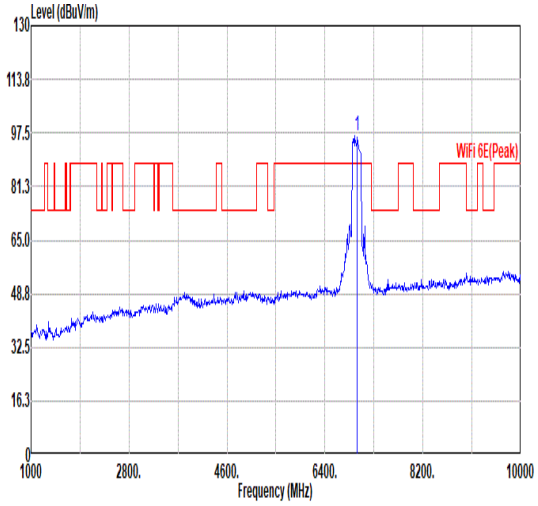 Freq Level Limit Line Margin Read Level Ant Factor Cable Loss Preamp Factor Aux Factor APos TPos Remark MHz dBuV/m dBuV/m dB dBuV dB/m dB dB dB cm deg 1 6985.00 96.54 ------ ------ 85.45 35.65 12.45 37.01 0.00 300 95 PEAK
Avg	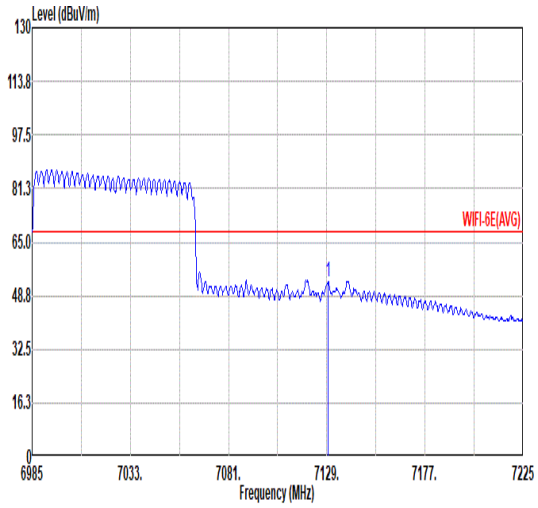 Freq Level Limit Line Margin Read Level Ant Factor Cable Loss Preamp Factor Aux Factor APos TPos Remark MHz dBuV/m dBuV/m dB dBuV dB/m dB dB dB cm deg 1 7129.72 53.13 68.20 -15.07 42.06 35.53 12.56 37.02 0.00 300 95 AVERAGE	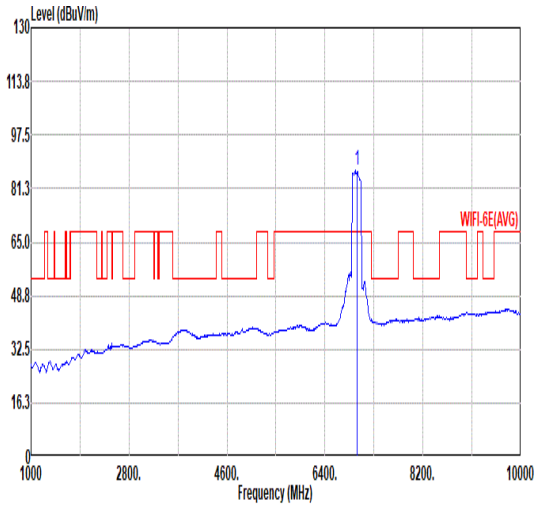 Freq Level Limit Line Margin Read Level Ant Factor Cable Loss Preamp Factor Aux Factor APos TPos Remark MHz dBuV/m dBuV/m dB dBuV dB/m dB dB dB cm deg 1 6985.00 86.65 ------ ------ 75.54 35.66 12.46 37.01 0.00 300 95 AVERAGE

Appendix D. Duty Cycle Plots

Band	Duty Cycle(%)	T(ms)	1/T(kHz)	VBW Setting
802.11a	96.97	1.391	0.719	1KHz
802.11ax HE20	95.89	1.015	0.986	1KHz
802.11ax HE40	92.31	0.539	1.855	3KHz
802.11ax HE80	86.69	0.293	3.416	10KHZ
802.11ax HE160	93.39	0.615	1.627	3KHz
802.11ax HE20 RU26	99.16	-	-	10Hz
802.11ax HE20 RU52	99.15	-	-	10Hz
802.11ax HE20 RU106	98.24	-	-	10Hz

802.11a

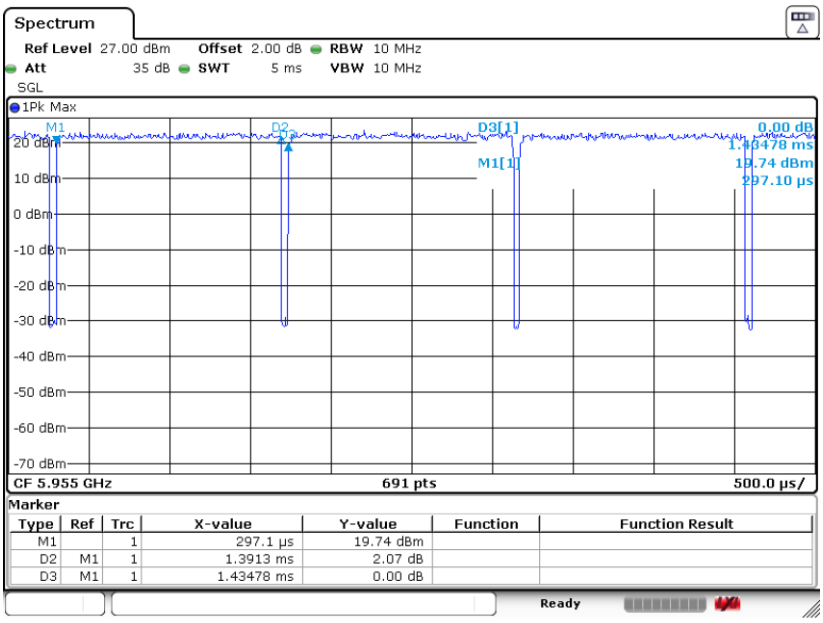

802.11ax HE20

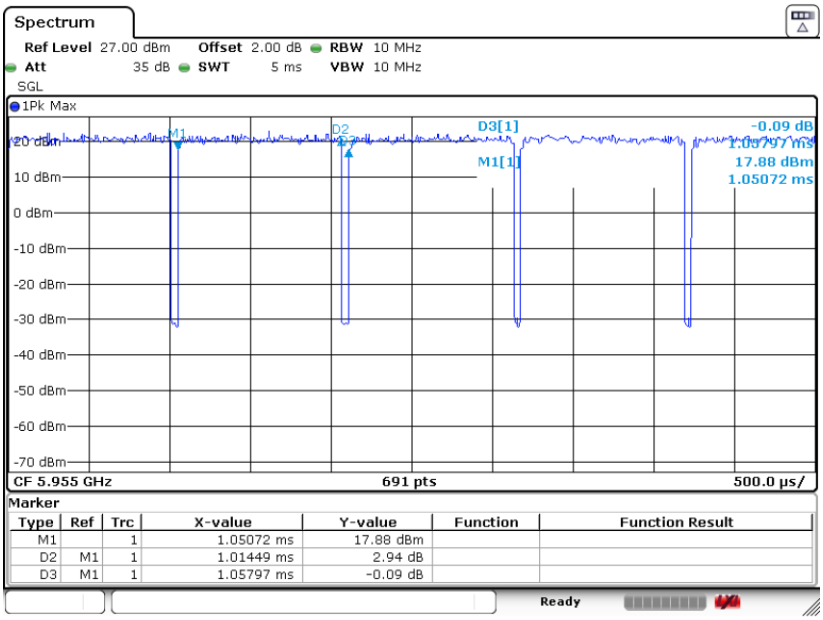

802.11ax HE40

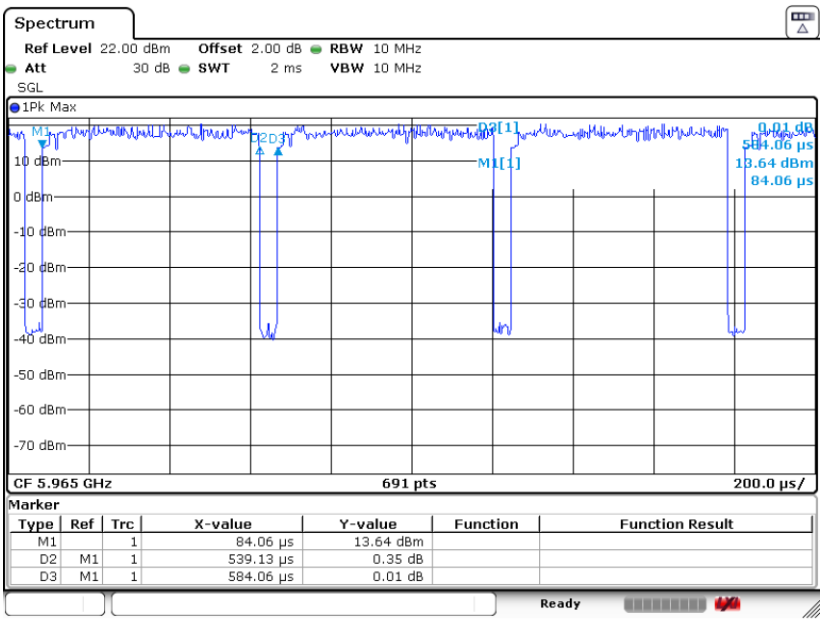

802.11ax HE80

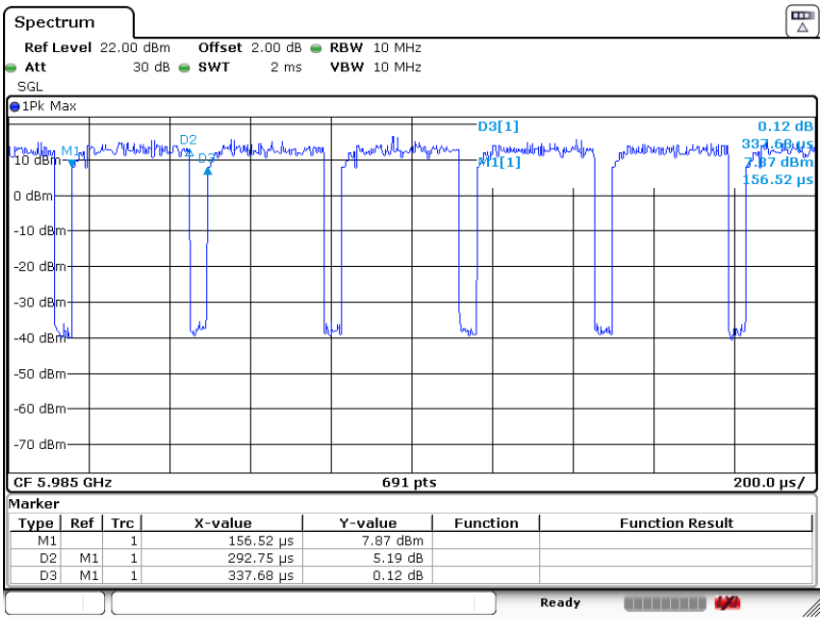

802.11ax HE160

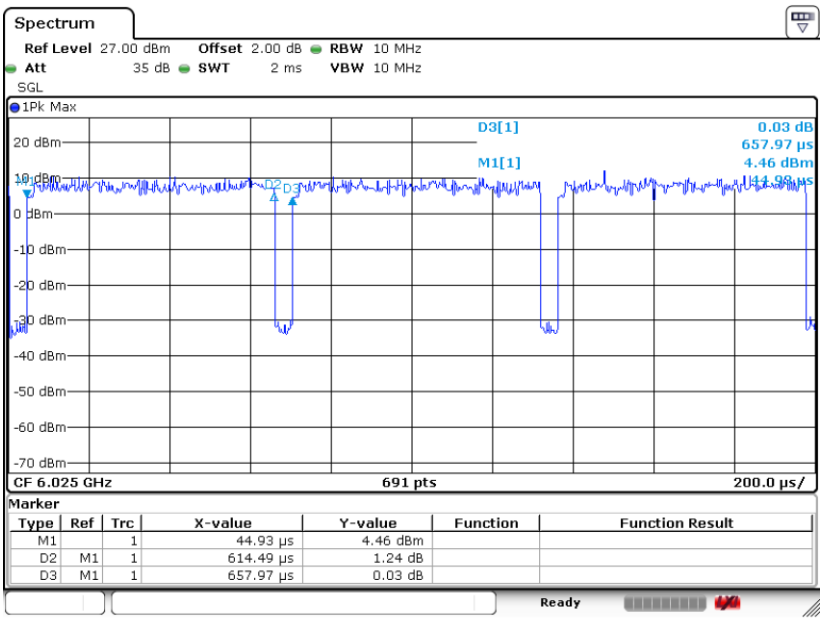

802.11ax HE20 RU26

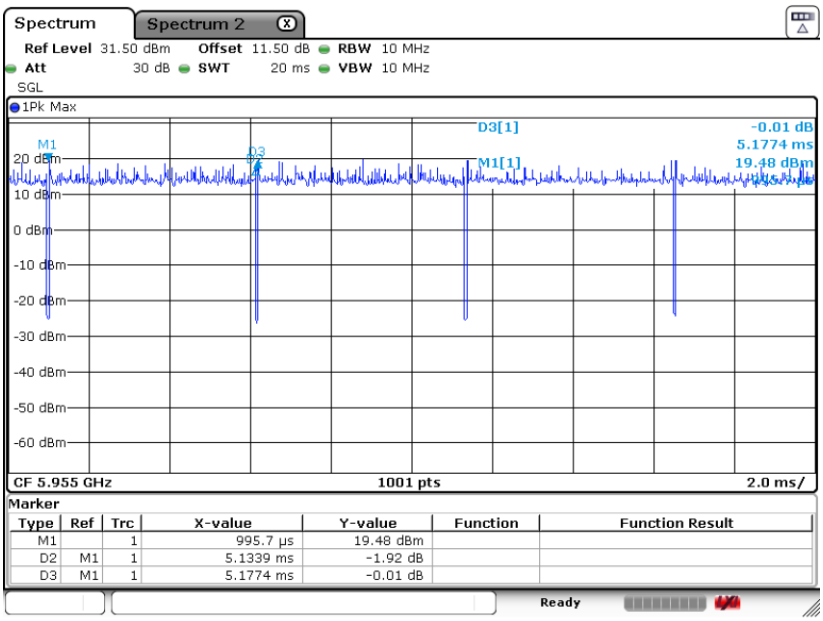

802.11ax HE20 RU52

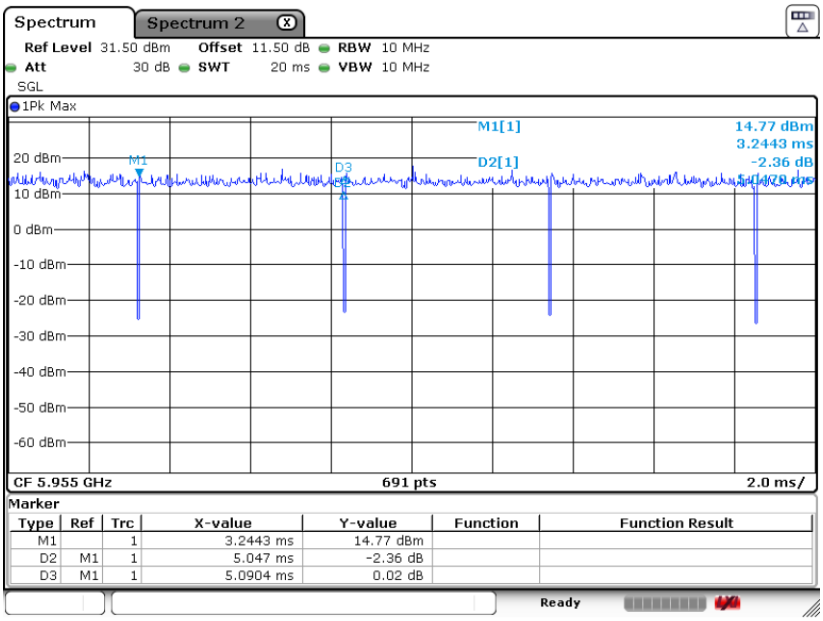
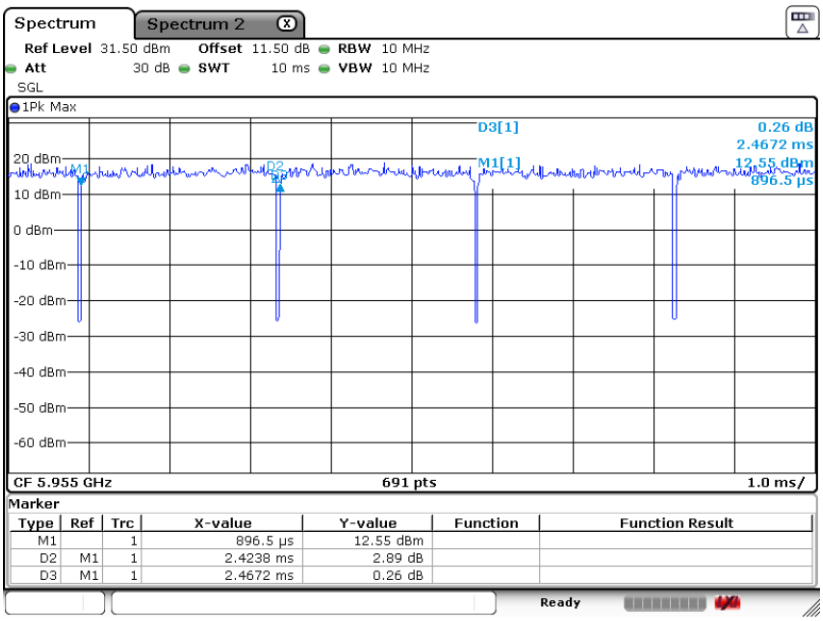
802.11ax HE20 RU106