

Important Safety Instructions

*Note:

These important safety instructions apply to Yunjing Intelligence Innovation (Shenzhen) Co., Ltd (hereinafter referred to as "NARWAL")'s Wet Dry Vacuum (hereinafter referred to as "NARWAL products" or "appliance"), which consists of the Vacuum and the Charging Station or Adapter (hereinafter referred to as "Charging Station").

Dear users:

Thank you for purchasing NARWAL products.

The Instructions may be updated from time to time based on product updates and user feedback. Please scan the QR code below to browse the official website and view the latest version.










1. READ ALL INSTRUCTIONS BEFORE USING YOUR APPLIANCE.



When using the appliance, basic instructions should always be followed, including the following:

- To reduce the risk of fire, electric shock, or to reduce the risk of injury or damage, read the following safety precautions before setting up, operating, and maintaining your appliance.

	Safety Alert Symbol It is used to alert you to potential physical injury hazards. Obey all safety messages that follow this symbol to avoid possible injury or death.		
	Risk of electric shock		Risk of fire
	Caution		Class II equipment
	Class III equipment		Alternating current

	Direct current		For indoor use only.
	Read the instructions.		CE Symbol
	FCC Symbol		
	This symbol on the battery indicates that the battery must not be disposed of with unsorted common municipal waste.		
	This symbol on the product indicates that the appliance must not be disposed of with unsorted common municipal waste.		

- The appliance is only intended for household use and NOT for industrial, commercial, or outdoor use.
- The appliance is suitable for indoor hard floors, including waxed floors, floors made of rubber, marble, granite, terrazzo, wood, composite materials, and bamboo, mirror tiles and ceramic tiles of all kinds, and other flat surfaces. If the appliance is used on uneven surfaces, the effect may be compromised.
- DO NOT use the appliance to clean high-temperature substances (unextinguished cigarettes, matches or hot ashes, etc.), ultrafine substances (lime, cement, wood chips, gypsum powder, ashes, toner, etc.), hazardous substances (solvents, descalers, etc.), chemical substances (acids, detergents, etc.), and other substances of uncertain physical properties.
- DO NOT use the appliance to clean detergents, kerosene, gasoline, alcohol, paint, perfume, and other liquids that may cause the appliance to short-circuit, catch fire, or explode.
- DO NOT use the appliance to clean toners and color powders used inside laser printers and copiers, as they may cause the appliance to catch fire or explode.
- DO NOT use the appliance to clean such sharp objects as glass shards, pins, paper clips, stones, plaster, large pieces of paper, etc., which may clog the appliance or scratch the floor.
- DO NOT use the appliance in an environment with open flames.
- DO NOT place the air inlet of the appliance close to clothes, hair, fingers, or other parts of the human body.
- DO NOT place the power cord close to the heat source or use the power cord to drag or lift the appliance. The power cord should be used carefully to avoid any damage.
- DO NOT burn the appliance even if the appliance has been seriously damaged for the battery inside may cause an explosion.
- DO NOT store or use the appliance in a humid environment or when the temperature is beyond 5-40 °C.
- If necessary, people with physical, mental, or sensory disabilities (including kids) should operate the appliance under supervision or guidance.
- Please ensure that the appliance operates at the rated voltage indicated in the appliance label.
- DO NOT touch the plug or any electrically charged part with wet hands to avoid electric shock.

- DO NOT use any third-party battery, charger, or self-cleaning base.
- DO NOT disassemble or repair the appliance on your own when it malfunctions. Please contact the after-sales customer service for help.
- If the power cord is torn or broken, please immediately stop using it and contact customer service. It must be replaced by the manufacturer or authorized professionals.
- If the appliance will not be used for a long time, please unplug the power cord when it is fully charged, place it in a cool and dry place, and recharge it at least once every three months to avoid over-discharging the battery.
- DO NOT clean or maintain the appliance unless it is turned off and the power cord is unplugged.
- There are electrical components in the main unit, handle, and self-cleaning base, and they cannot be soaked in or rinsed with water.
- Please make sure that the appliance is turned off when transporting the appliance. It is recommended to use the original package for transportation.
- DO NOT place any small objects in the air outlet or block the air outlet. Please remove all small objects that may hinder the smooth airflow from the air outlet to prevent overheating.
- DO NOT shake the appliance up and down or bump it violently to prevent dirty water from flowing into the motor.
- Place the appliance against the wall after use to prevent tripping or falling.
- If the dirty water tank is full of solid waste and there is a lot of water stains or liquid to be cleaned on the floor, please empty the solid waste first and then clean the water stains or liquid to avoid waste or liquid clogging that leads to water ingress into the fan or overflowing.
- As the appliance will automatically suck objects near it, please put away data cables, socks, plastic bags, shoeleaces, curtains and other floor fabrics on the floor, otherwise they may entangle the roller brush and cause damage to both.
- DO NOT touch the running roller brush to prevent pinching when cleaning with the wet dry vacuum or during self-cleaning and drying.
- The water tank may contain water stains for it is tested before shipping. Please rest assured.
- DO NOT use the appliance to clean laundry detergent, detergents, urine, and other easy foaming liquids, otherwise lots of bubbles generated in the dirty water tank may be sucked into the fan to affect its service life. If such liquids are sucked accidentally, please manually remove and clean the roller brush, otherwise self-cleaning may be triggered.
- Do not leave appliance when plugged in. Unplug from outlet when not in use and before servicing.

– To Reduce The Risk Of Electric Shock – Do not use outdoors . Only use indoors in a dry location.

- DO NOT spray or pour liquid on it. Do not submerged your appliance in water. In case of liquid spills, dry it promptly.
- Do not allow to be used as a toy. Close attention is necessary when used by or near children and pets. Children should be supervised to ensure that they do not play with the appliance.
- This appliance is not intended for use by persons (including children) with reduced physical, sensory or mental capabilities, or lack of experience and knowledge, unless they have been given supervision or instruction concerning the use of the appliance by a person responsible for their safety.
- Use only as described in the user manual and the important safety instructions. Use only manufacturer's recommended attachments.
- Do not use with damaged cord or plug. If appliance is not working as it should, has been dropped, damaged, left outdoors, or dropped into water, return it to a service center.
- Do not pull or carry by cord, use cord as a handle, close a door on cord, or pull cord around sharp edges or corners. Do not run appliance over cord. Keep cord away from heated surfaces.
- Do not unplug by pulling on cord. To unplug, grasp the plug, not the cord.
- Do not use to pick up flammable or combustible liquids, such as gasoline, or use in areas where they may be present. The battery might catch fire or explode.
- Do not place the appliance on or near a cooker or any other hot surface and do not incinerate this appliance even if it is severely damaged. The battery might catch fire or explode.

- Do not use in explosive areas or places of static electricity leaks, such as a gas station.
- Do not operate or store your appliance in extremely hot or cold temperatures. The recommended operating temperature range is from 0°C/32°F to 35°C/95°F and the storage temperature range is from -20°C/-4°F to 70°C/158°F. Charge your appliance at a temperature between 4°C/39°F and 40°C/104°F. Keep your appliance away from fire or places with temperatures higher than 130°C/266°F to avoid any risk of explosion.
- Do not expose your appliance to direct sunlight.
- Always keep the front side of your appliance facing upward for transporting, moving, operating, and component replacement. Your appliance may be damaged if turned upside down.
- Do not apply any fragrance or scented product to the filter(s) of the appliance. The chemicals in such products are known to be flammable and can cause the appliance to catch fire.
- Use only NARWAL recommended accessories and replacement parts.
- Use only NARWAL charger, power adaptor and battery supplied with the product, other types of batteries may burst causing injury to persons and damage.
- Do not disassemble the appliance except as instructed to install or replace the battery or to perform required maintenance as incorrect reassembly may result in an electric shock or fire.
- When the appliance is provided with double insulation, use only identical replacement parts. See instructions for Servicing of Double-Insulated Appliances.

- A double-insulated appliance is marked with the words "DOUBLE INSULATION" or "DOUBLE INSULATED".
- The symbol (□) may also be marked on the appliance.
- In a double-insulated appliance, two systems of insulation are provided instead of grounding.
- No grounding means is provided on a double-insulated appliance, nor should a means for grounding be added to the appliance.
- Servicing of a double-insulated appliance requires extreme care and knowledge of the system, and should be done only by a qualified service personnel.
- Replacement parts for a double-insulated appliance must be identical to those parts in the appliance.
- Before using your appliance on hard floors, please test your appliance on a small section of the hard floors to ensure that it is compatible. Using your appliance on a hard floor that is not compatible could result in damage to your floor.
- Before using your appliance on carpets or rugs, ensure that the carpets or rugs are compatible. Using your appliance on a carpets or rug that is not compatible could result in damage to your carpets or rugs.
- Before using your appliance, pick up objects like clothing, loose papers, pull cords for blinds or curtains, power cords, and any fragile objects. If your appliance passes over a cord and drags it, there is a chance an object could be pulled down from a table or shelf. Ensure that no sharp objects, such as blades, scissors, or screwdrivers, are in areas to be cleaned.
- Take care of toddlers, children, pets, the blind, and the elderly if they are near an operating appliance. Do not operate the appliance in a room where an infant or child or pet is present and unattended.
- If your appliance get blocked, please turn off the power and manually remove the obstacles.
- Do not put any objects into openings.
- Do not touch the charging points on the appliance or the charging station with any object.
- In case of a liquid leak, stop using the appliance, turn off the power, and contact the service center.
- Be aware that floors may be slippery after wet cleaning with your appliance.
- After mopping, the charging station will dry the mop pads. During this process, do not pull out the plug or disconnect power to the charging station.
- Use extra care when cleaning near stairs.
- Do not use your appliance without the dust bin and/or filters in place.
- Prevent unintentional starting. Ensure the switch is in the off position before connecting to the battery pack, picking up or carrying the appliance. Carrying the appliance or the charging station with your finger on the switch invites accidents. Please do not move the appliance or the charging station while they are charging.
- Disconnect the battery pack from the appliance before making any adjustments, changing accessories, or storing


- the appliance. Such preventive safety measures reduce the risk of starting the appliance accidentally.
- Have servicing performed by a qualified technician using only identical replacement parts to maintain product safety.

- The improper use of battery may result in fire or explosion. Do not heat, disassemble, break, destroy, or burn your appliance or battery.
- Do not use unauthorized chargers. Use of an unauthorized chargers could cause the battery to generate heat, smoke, catch fire or explode.
- Only use specifically designated battery packs. Using any other battery packs may create a risk of injury and fire.
- Do not use the battery pack that is damaged or modified. Damaged or modified batteries may exhibit unpredictable behavior resulting in fire, explosion, and risk of injury.
- Use only 100 V AC-240 V AC input power as required by the manufacturer to avoid damaging your appliance.
- Periodically inspect the battery pack for any signs of damage or leakage. Do not charge damaged or leaking battery packs. Do not allow the liquid to come into contact with skin or eyes. If contact has been made, wash the affected area with large amount of water and seek medical help.
- Keep batteries out of the reach of children. Seek medical help immediately if a cell or a battery has been swallowed.
- Do not unplug the charger by pulling on the cable. To unplug, grasp the charger, not the cable. The use of an extension cable is not recommended.
- When the battery pack is not in use, keep it away from other metal objects such as paper clips, coins, keys, nails, and screws that can make a connection from one terminal to another. Shorting the battery terminals may cause burns or a fire.
- Charge the appliance and the charging station to full capacity, then power them off and unplug the charging station when not in use for extended periods. Ensure to recharge them at least once every three months to prevent the battery from being over-discharged.
- Keep the battery pack clean and dry. Wipe the cell/battery terminals with a clean dry cloth if they become dirty.
- Follow all charging instructions and do not charge the battery pack or the appliance outside the temperature range specified in the manual or this important safety instructions.
- The battery should be removed from the product before disposal.
- Dispose of or recycle the battery in accordance with local ordinances or regulations.

- Household detergent is safe when used and stored according to the instructions on the label. Always make sure that you read and follow the directions carefully.
- Only use NARWAL designated detergent. The use of non-designated detergent may damage your appliance or even cause fire and electric shock due to internal component damage.
- Rinse hands after use.
- Keep the detergent away from children.
- Keep the detergent away from eyes, if the product gets into eyes, rinse thoroughly with water.
- Please refer to the outer box and bottle of the detergent for more warnings.

2. Compliance Information

2.1.1 FCC/IC Compliance Statement

	<p>This device complies with part 15 of the FCC Rules/contains licence-exempt transmitter(s)/receiver(s) that comply with Innovation, Science and Economic Development Canada's licence-exempt RSS(s). Operation is subject to the following two conditions:</p> <ol style="list-style-type: none"> (1) This device may not cause harmful interference, and (2) this device must accept any interference received, including interference that may cause undesired operation.
--	---

Important: Changes or modifications to this unit not expressly approved by the party responsible for compliance could void the user's authority to operate the equipment.

Note: This equipment has been tested and found to comply with the limits for a Class B digital device, pursuant to part 15 of the FCC Rules. These limits are designed to provide reasonable protection against harmful interference in a residential installation. This equipment generates, uses and can radiate radio frequency energy and, if not installed and used in accordance with the instructions, may cause harmful interference to radio communications. However, there is no guarantee that interference will not occur in a particular installation. If this equipment does cause harmful interference to radio or television reception, which can be determined by turning the equipment off and on, the user is encouraged to try to correct the interference by one or more of the following measures:

- Reorient or relocate the receiving antenna.
- Increase the separation between the equipment and receiver.
- Connect the equipment into an outlet on a circuit different from that to which the receiver is connected.
- Consult the dealer or an experienced radio/TV technician for help.

2.1.2 Maximum Permissive Exposure Statement

This product complies with FCC and ICSED radiation exposure limits set forth for an uncontrolled environment. This transmitter must not be co-located or operating in conjunction with any other antenna or transmitter.

2.1.3 For CA

Déclaration de conformité IC

L'émetteur/récepteur exempt de licence contenu dans le présent appareil est conforme aux CNR d'Innovation, Sciences et Développement économique Canada applicables aux appareils radio exempts de licence.

L'exploitation est autorisée aux deux conditions suivantes :

- 1) L'appareil ne doit pas produire de brouillage;
- 2) L'appareil doit accepter tout brouillage radioélectrique subi, même si le brouillage est susceptible d'en compromettre le fonctionnement.

Déclaration d'exposition Permissive maximale


Cet équipement est conforme à l'exposition aux rayonnements Industry Canada limites établies pour un environnement non contrôlé.

2.2.1 CE Declaration of Conformity

	<p>Hereby, NARWAL declares that the radio equipment type [Wet Dry Vacuum] is in compliance with Directive 2014/53/EU. The full text of the declaration of conformity is available at the following internet address: https://de.narwal.com/pages/compliance</p>
--	--

2.2.2 Maximum Permissive Exposure Statement

This product complies with CE radiation exposure limits set forth for an uncontrolled environment.

	<p>This symbol on the battery indicates that the battery must not be disposed of with unsorted common municipal waste.</p>
---	--

As the end-user, it is your responsibility to dispose of the end-of-life battery in your appliance in an environmentally sensitive manner as follows:

- returning it to the distributor/dealer from whom you purchased the product; or
- depositing it in a designated collection point.

The separate collection and recycling of end-of-life batteries at the time of disposal will help to conserve natural resources and to ensure that it is recycled in a manner that protects human health and the environment. For more information, please contact your local recycling office or the dealer from whom you originally purchased the product. Failure to properly dispose of end-of-life batteries may result in the negative potential effects on the environment and human health due to the substances in the batteries and accumulators. Information regarding the effects of problematic substances in the battery waste stream may be found at the following source: <https://environment.ec.europa.eu/topics/waste-and-recycling/batteries>.

	<p>This symbol on the product indicates that the appliance must not be disposed of with unsorted common municipal waste.</p>
---	--

As the end-user, it is your responsibility to dispose of the end-of-life appliance in an environmentally sensitive manner as follows:

- returning it to the distributor/dealer from whom you purchased the product; or
- depositing it in a designated collection point.

Disposing of this product correctly will help save valuable resources and prevent any potential negative effects on human health and the environment, which could otherwise arise from inappropriate waste handling. Please contact your local authority for further details or your nearest designated collection point. Penalties may be applicable for incorrect disposal of this waste, in accordance with your national legislation. More information may be found at the following source: <https://environment.ec.europa.eu/topics/waste-and-recycling/waste-electrical-and-electronic-equipment-weee>

3. Warranty Policy

IMPORTANT: NARWAL ("We", "Our", "Us") offers a warranty which does not affect your statutory rights under consumer-related laws. This Warranty only applies to NARWAL products (the "Product") that you purchase from NARWAL or distributors or retailers authorized by NARWAL for your personal use and not for commercial resale. This Warranty is available only in the country or region (except the Chinese Mainland) where you originally purchase

the Product.

Any updates to this Policy will be posted on NARWAL.com and we encourage you to periodically review this Policy to ensure you are familiar with the most current version. If there is any inconsistency between this Policy on NARWAL.com and any other documents included with or relating to NARWAL products, the latest version of this Policy on NARWAL.com shall govern.

This Policy is available in other languages on NARWAL.com. In the event of a conflict between different translations, the English version shall prevail.

NARWAL hereby warrants that each NARWAL Product that you purchase will be free from material and workmanship defects under normal use in accordance with NARWAL's published guidelines from the date of delivery to the warranty period specified in this Policy (the "Warranty Period"). NARWAL's published guidelines include, but not limited to, user manuals, specifications, in-app notifications, and service communications.

If you purchase your Product in the European Union or Switzerland, this Warranty has a two-year duration; If you purchase your Product outside the European Union or Switzerland, this Warranty has a one-year duration; However, if there are special provisions on the laws applicable to country or region where the Product is originally purchased, such provisions shall apply. This Warranty does not apply to consumable items.

In the event of any defects in material or workmanship in the Product during the Warranty Period, please contact us by finding our email address or visiting our website. If your Product was not directly purchased from NARWAL, please contact your local seller first. You will need to provide the serial number of your Product and the original invoice or receipt showing the date of purchase and all details of the Product for the warranty service.

When submitting a warranty claim to NARWAL, you understand and agree that you may be required to return or ship the Product to NARWAL or our authorized service company for further examination. If there is any defect in material or workmanship in the Product and your claim is received within the Warranty Period, NARWAL will be responsible for the repair and replacement service, as well as the shipping to and from your location (only within the country or region where the Product is originally purchased). **Notice:** The warranty service is only available in the country or region where the Product is originally purchased. The Product is not eligible for any cross-border or international warranty service. If you seek the warranty service in the country or region where the Product is originally purchased, you will be required to bear the international freight to and from your location to the country or region where the Product is originally purchased, customs duties and other associated charges. NARWAL will, at our option:

- repair the Product using new or refurbished parts, or;
- exchange the Product with a product that is new or which has been manufactured from new or refurbished parts and is at least functionally equivalent to the original product, or;
- exchange the Product with a product that is new and upgraded model which has at least equivalent or upgraded function to the original product.

Where permitted by applicable laws, the Warranty Period will not be extended or updated or otherwise affected by subsequent repair, replacement or resale of the Product. Parts repaired or replaced during the Warranty Period will be warranted for the remainder of the original warranty period. The replaced or repaired product will be returned by NARWAL to you as soon as possible. All parts that we replace from the Product will become our property.

Unless undertaken by NARWAL in writing, under the following circumstances, the Product will not be covered by

the warranty service, and NARWAL or the service provider authorized by NARWAL will have the right to charge the freight, labor cost and material cost:

- normal wear and tear (including without limitation wear and tear of batteries);
- expiration of Warranty Period;
- where the Product's serial number has been removed, erased, defaced or altered or has otherwise become illegible;
- non-compliance with the Product instructions, causing failure or damage to the Product;
- failure or damage caused by deliberate actions or negligence and other human factors;
- failure or damage caused by accident or force majeure (such as fire, water, lightning or other acts of nature);
- external causes beyond our reasonable control that result in failure in the Product, including but not limited to breakdowns, fluctuations or interruptions in electric power, ISP (Internet service provider) service, or wireless networks;
- weak and/or inconsistent wireless signal strength in your home, causing the Product to be unusable;
- use of spare parts or other consumable items which are not provided or recommended by NARWAL;
- any alteration or modification to the Product causing failure or damage to the Product, which has been carried out by you or a third party not authorized by NARWAL;
- any failure to adequately package the Product for transportation, causing failure or damage to the Product;
- any Product(s) purchased from unauthorized distributors or retailers;
- use in non-household scenarios, including but not limited to: for cleaning white ash, sand, dust, etc. ; for cleaning business environments; for cleaning environments with special adsorption of microparticles such as chemicals and metals.

THIS POLICY IS YOUR SOLE REMEDY AGAINST NARWAL AND NARWAL'S SOLE LIABILITY IN RESPECT OF ANY DEFECTS IN YOUR PRODUCT. THIS WARRANTY REPLACES ALL OTHER NARWAL WARRANTIES AND LIABILITIES, WHETHER ORAL, WRITTEN, (NON-MANDATORY) STATUTORY, CONTRACTUAL OR IN TORT. WHERE PERMITTED BY APPLICABLE LAW(S) TO THE MAXIMUM EXTENT, NARWAL WILL NOT ASSUME ANY IMPLIED WARRANTY, INCLUDING BUT NOT LIMITED TO WARRANTIES AS TO MERCHANTABILITY OF THE PRODUCT OR FITNESS FOR SPECIFIC PURPOSE OR HIDDEN OR POTENTIAL DEFECTS. HOWEVER, THIS POLICY SHALL NEITHER EXCLUDE NOR LIMIT ANY OF YOUR STATUTORY RIGHTS UNDER APPLICABLE LAWS.

TO THE MAXIMUM EXTENT PERMITTED BY APPLICABLE LAW(S), NARWAL DOES NOT ASSUME ANY LIABILITY FOR LOSS OF OR DAMAGE TO OR CORRUPTION OF DATA, FOR ANY LOSS OF PROFIT, LOSS OF USE OF PRODUCTS OR FUNCTIONALITY, LOSS OF BUSINESS, LOSS OF CONTRACTS, LOSS OF REVENUES OR LOSS OF ANTICIPATED SAVINGS, INCREASED COSTS OR EXPENSES OR ANY INDIRECT OR SPECIAL LOSS OR DAMAGE. TO THE MAXIMUM EXTENT