

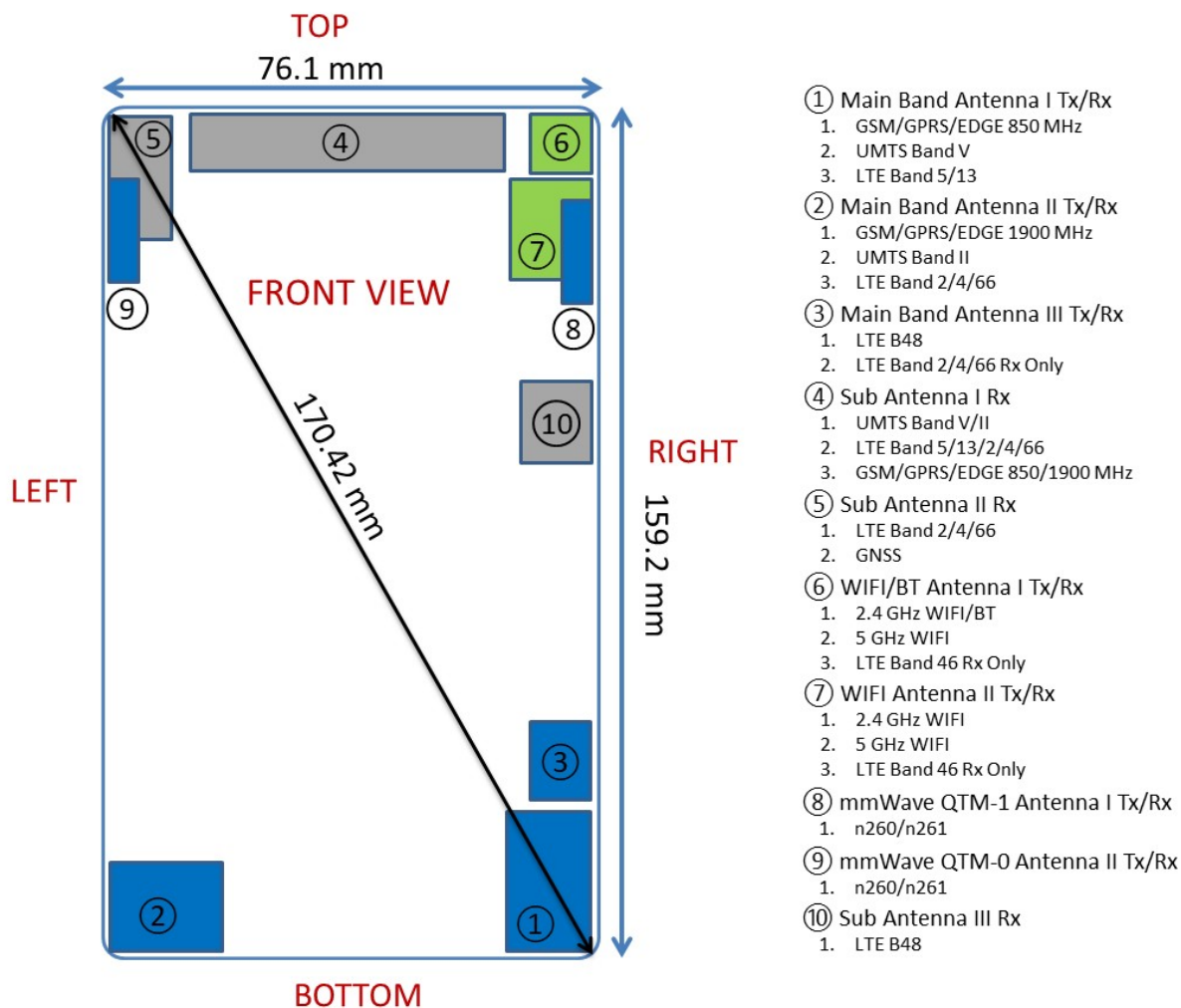




## APPENDIX F: DUT ANTENNA DIAGRAM & SAR TEST SETUP PHOTOGRAPHS

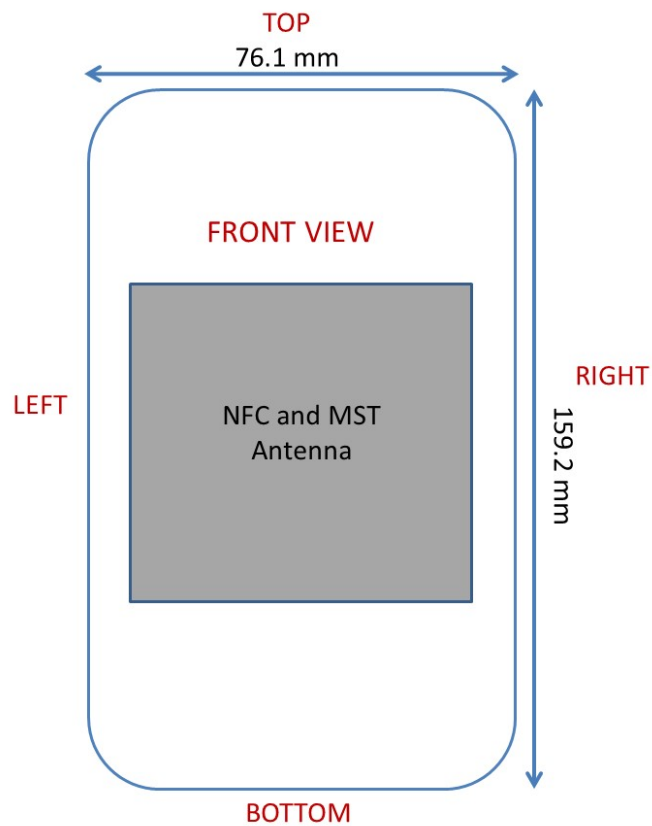
<b>FCC ID</b> ZNFV450VM		<b>SAR EVALUATION REPORT</b>		<b>Approved by:</b> Quality Manager
<b>Test Dates:</b> 01/21/19 - 02/20/19	<b>DUT Type:</b> Portable Handset			<b>APPENDIX F:</b> Page 1 of 13





Note: Exact antenna dimensions and separation distances are shown in the Technical Descriptions in the FCC Filing.


**Figure F-1**  
**DUT Antenna Locations**

FCC ID ZNFV450VM		SAR EVALUATION REPORT		Approved by: Quality Manager
Test Dates: 01/21/19 - 02/20/19	DUT Type: Portable Handset			APPENDIX F: Page 2 of 13




**Figure F-2**  
**NFC and MST Antenna Locations**



FCC ID ZNFV450VM	 <b>PCTEST</b> ENGINEERING LABORATORY, INC.	SAR EVALUATION REPORT		Approved by: Quality Manager
Test Dates: 01/21/19 - 02/20/19	DUT Type: Portable Handset			APPENDIX F: Page 3 of 13




**SAR Test Setup Photo 1 – Right Cheek**



**SAR Test Setup Photo 2 – Right Tilt**



<b>FCC ID</b> ZNFV450VM	 <b>PCTEST</b> ENGINEERING LABORATORY, INC.	<b>SAR EVALUATION REPORT</b>	 <b>LG</b>	<b>Approved by:</b> Quality Manager
<b>Test Dates:</b> 01/21/19 - 02/20/19	<b>DUT Type:</b> Portable Handset			<b>APPENDIX F:</b> Page 4 of 13



**SAR Test Setup Photo 3 – Left Cheek**



**SAR Test Setup Photo 4 – Left Tilt**



<b>FCC ID</b> ZNFV450VM		<b>SAR EVALUATION REPORT</b>		<b>Approved by:</b> Quality Manager
<b>Test Dates:</b> 01/21/19 - 02/20/19	<b>DUT Type:</b> Portable Handset			<b>APPENDIX F:</b> Page 5 of 13



**SAR Test Setup Photo 5 – Back Side at 10 mm**



**SAR Test Setup Photo 6 – Back Side at 2 mm**



<b>FCC ID</b> ZNFV450VM		<b>SAR EVALUATION REPORT</b>		<b>Approved by:</b> Quality Manager
<b>Test Dates:</b> 01/21/19 - 02/20/19	<b>DUT Type:</b> Portable Handset			<b>APPENDIX F:</b> Page 6 of 13



**SAR Test Setup Photo 7 – Back Side at 0 mm**



**SAR Test Setup Photo 8 – Front Side at 10 mm**

<b>FCC ID</b> ZNFV450VM		<b>SAR EVALUATION REPORT</b>		<b>Approved by:</b> Quality Manager
<b>Test Dates:</b> 01/21/19 - 02/20/19	<b>DUT Type:</b> Portable Handset			<b>APPENDIX F:</b> Page 7 of 13







**SAR Test Setup Photo 9 – Front Side at 1 mm**



**SAR Test Setup Photo 10 – Front Side at 0 mm**

<b>FCC ID</b> ZNFV450VM		<b>SAR EVALUATION REPORT</b>		<b>Approved by:</b> Quality Manager
<b>Test Dates:</b> 01/21/19 - 02/20/19	<b>DUT Type:</b> Portable Handset			<b>APPENDIX F:</b> Page 8 of 13







**SAR Test Setup Photo 11 – Top Side at 10 mm**



**SAR Test Setup Photo 12 – Top Side at 0 mm**



<b>FCC ID</b> ZNFV450VM		<b>SAR EVALUATION REPORT</b>		<b>Approved by:</b> Quality Manager
<b>Test Dates:</b> 01/21/19 - 02/20/19	<b>DUT Type:</b> Portable Handset			<b>APPENDIX F:</b> Page 9 of 13



**SAR Test Setup Photo 13 – Bottom Side at 10 mm**




**SAR Test Setup Photo 14 – Bottom Side at 3 mm**



<b>FCC ID</b> ZNFV450VM		<b>SAR EVALUATION REPORT</b>		<b>Approved by:</b> Quality Manager
<b>Test Dates:</b> 01/21/19 - 02/20/19	<b>DUT Type:</b> Portable Handset			<b>APPENDIX F:</b> Page 10 of 13



**SAR Test Setup Photo 15 – Bottom Side at 0 mm**



**SAR Test Setup Photo 16 – Right Side at 10 mm**



<b>FCC ID</b> ZNFV450VM		<b>SAR EVALUATION REPORT</b>		<b>Approved by:</b> Quality Manager
<b>Test Dates:</b> 01/21/19 - 02/20/19	<b>DUT Type:</b> Portable Handset			<b>APPENDIX F:</b> Page 11 of 13



**SAR Test Setup Photo 17 – Right Side at 0 mm**



**SAR Test Setup Photo 18 – Left Side at 10 mm**



<b>FCC ID</b> ZNFV450VM		<b>SAR EVALUATION REPORT</b>		<b>Approved by:</b> Quality Manager
<b>Test Dates:</b> 01/21/19 - 02/20/19	<b>DUT Type:</b> Portable Handset			<b>APPENDIX F:</b> Page 12 of 13



**SAR Test Setup Photo 19 – Left Side at 0 mm**



**SAR Test Setup Photo 20 – Vertical and Horizontal Reference Lines**

FCC ID ZNFV450VM		SAR EVALUATION REPORT		Approved by: Quality Manager
Test Dates: 01/21/19 - 02/20/19	DUT Type: Portable Handset			APPENDIX F: Page 13 of 13