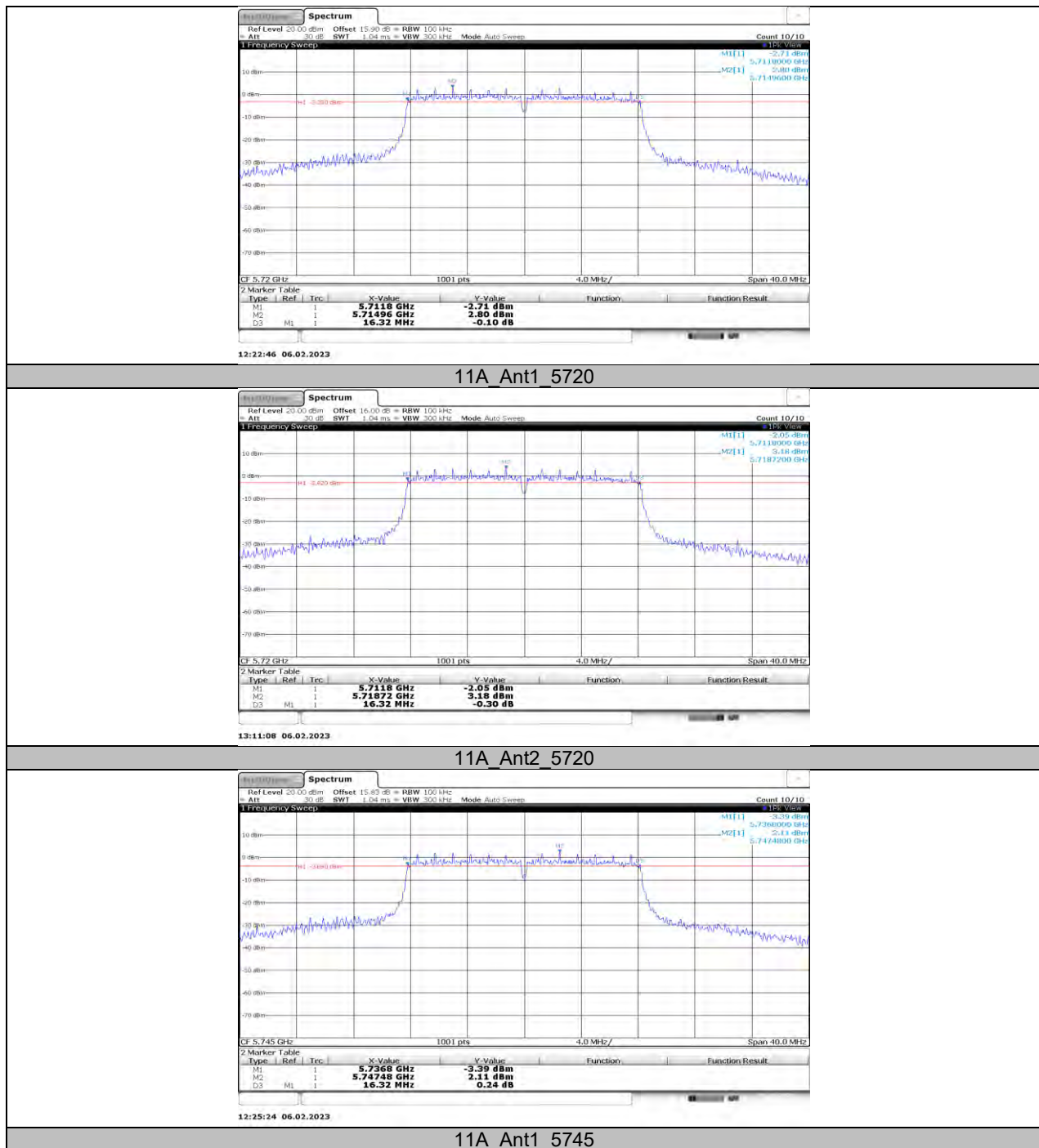


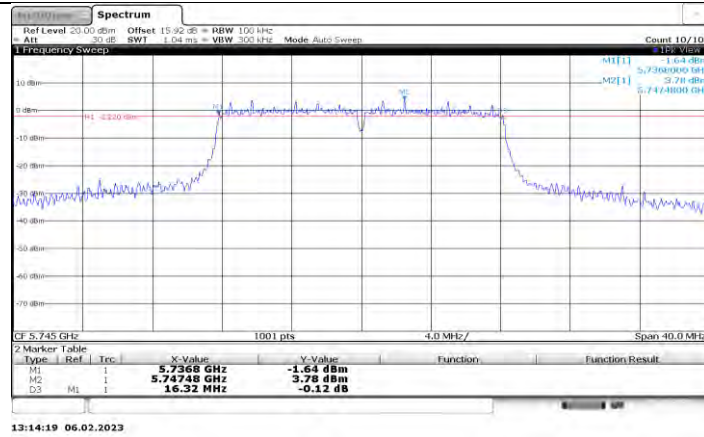
11.3. APPENDIX C: MIN EMISSION BANDWIDTH

11.3.1. Test Result

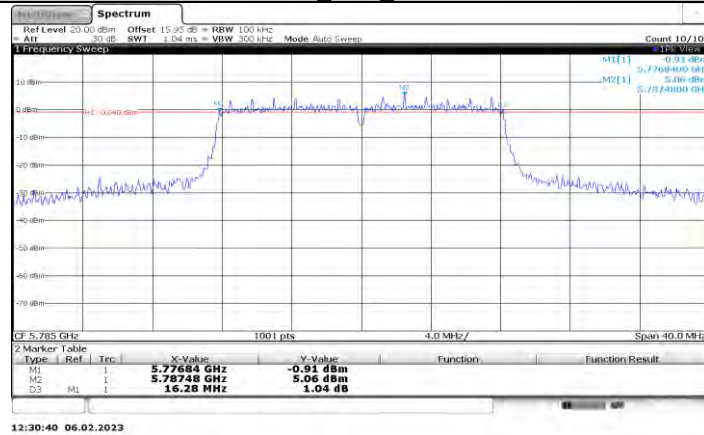
Test Mode	Antenna	Channel	6db EBW [MHz]	FL[MHz]	FH[MHz]	Limit[MHz]	Verdict
11A	Ant1	5720	16.32	5711.80	5728.12	0.5	PASS
	Ant2	5720	16.32	5711.80	5728.12	0.5	PASS
	Ant1	5720_UNII-3	3.12	5725	5728.12	0.5	PASS
	Ant2	5720_UNII-3	3.12	5725	5728.12	0.5	PASS
	Ant1	5745	16.32	5736.80	5753.12	0.5	PASS
	Ant2	5745	16.32	5736.80	5753.12	0.5	PASS
	Ant1	5785	16.28	5776.84	5793.12	0.5	PASS
	Ant2	5785	16.32	5776.80	5793.12	0.5	PASS
	Ant1	5825	16.32	5816.80	5833.12	0.5	PASS
11N20MIMO	Ant2	5825	16.32	5816.80	5833.12	0.5	PASS
	Ant1	5720	17.56	5711.16	5728.72	0.5	PASS
	Ant2	5720	17.32	5711.16	5728.48	0.5	PASS
	Ant1	5720_UNII-3	3.72	5725	5728.72	0.5	PASS
	Ant2	5720_UNII-3	3.48	5725	5728.48	0.5	PASS
	Ant1	5745	17.56	5736.16	5753.72	0.5	PASS
	Ant2	5745	17.56	5736.16	5753.72	0.5	PASS
	Ant1	5785	17.56	5776.20	5793.76	0.5	PASS
	Ant2	5785	17.52	5776.20	5793.72	0.5	PASS
11N40MIMO	Ant1	5825	17.52	5816.20	5833.72	0.5	PASS
	Ant2	5825	17.56	5816.16	5833.72	0.5	PASS
	Ant1	5710	35.44	5692.08	5727.52	0.5	PASS
	Ant2	5710	35.12	5692.40	5727.52	0.5	PASS
	Ant1	5710_UNII-3	2.52	5725	5727.52	0.5	PASS
	Ant2	5710_UNII-3	2.52	5725	5727.52	0.5	PASS
	Ant1	5755	35.52	5737.00	5772.52	0.5	PASS
	Ant2	5755	35.52	5737.00	5772.52	0.5	PASS
	Ant1	5795	35.12	5777.40	5812.52	0.5	PASS
11AC80MIMO	Ant2	5795	35.12	5777.40	5812.52	0.5	PASS
	Ant1	5690	73.76	5653.68	5727.44	0.5	PASS
	Ant2	5690	73.92	5652.40	5726.32	0.5	PASS
	Ant1	5690_UNII-3	2.44	5725	5727.44	0.5	PASS
	Ant2	5690_UNII-3	1.32	5725	5726.32	0.5	PASS
	Ant1	5775	73.76	5738.68	5812.44	0.5	PASS
	Ant2	5775	75.04	5737.40	5812.44	0.5	PASS

11.3.2. Test Graphs

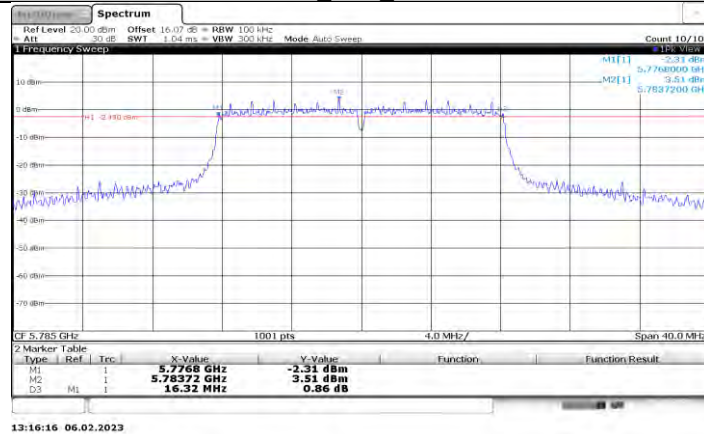




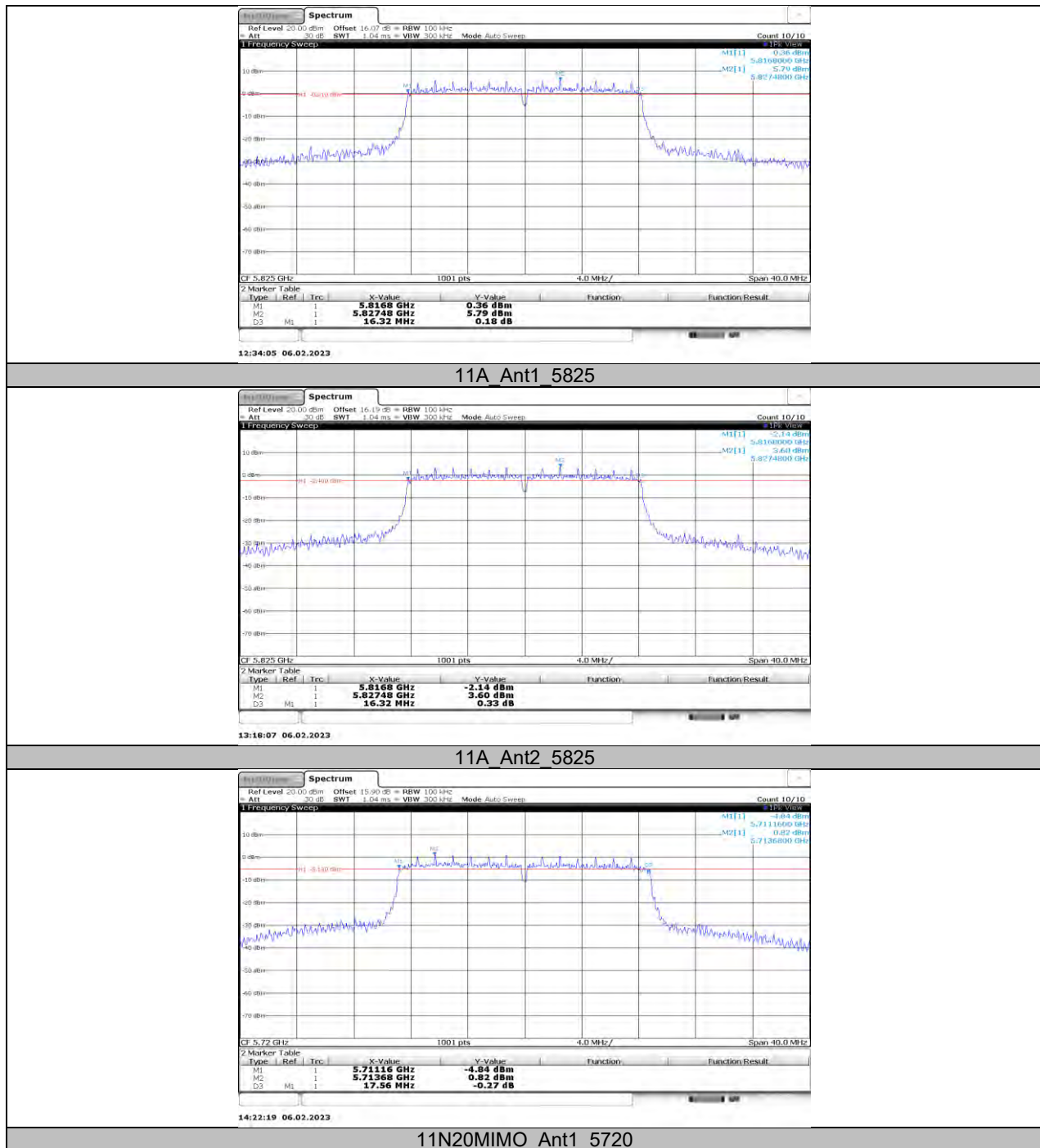
11A_Ant2_5745

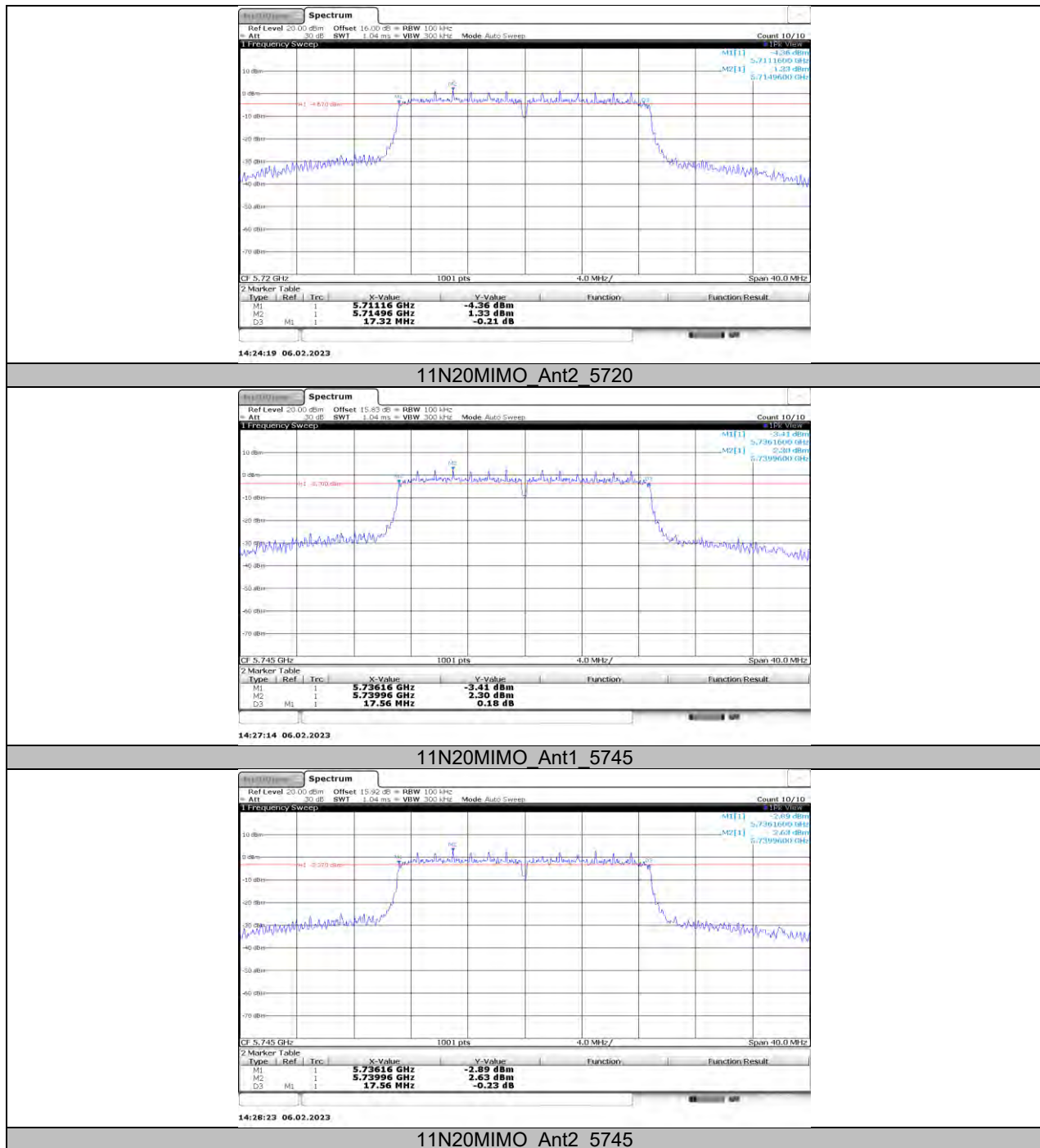


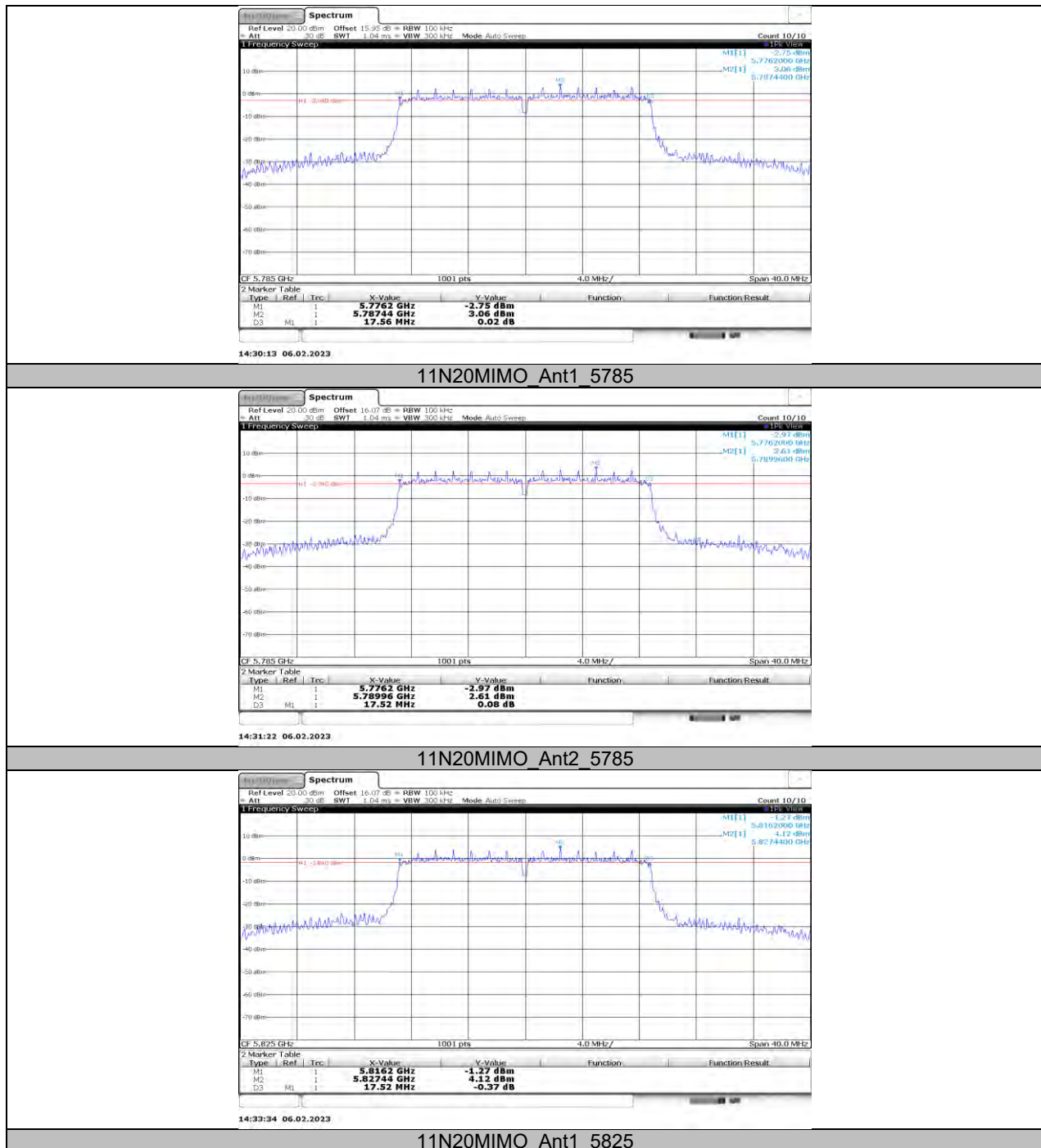
11A_Ant1_5785

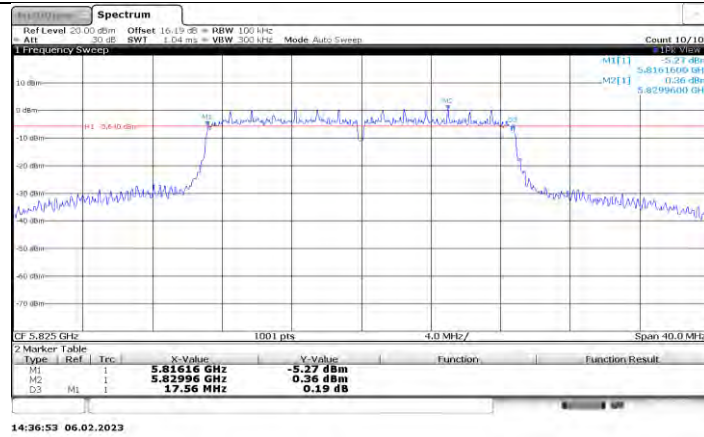


11A_Ant2_5785

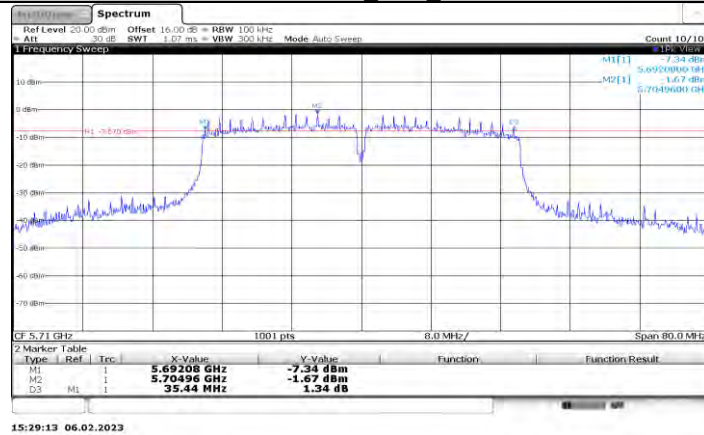




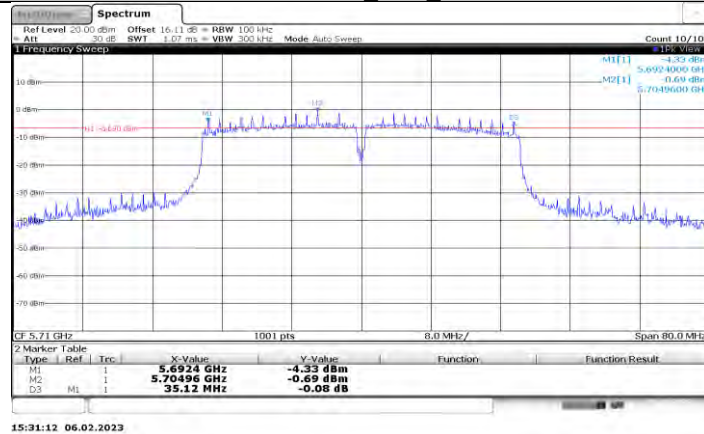




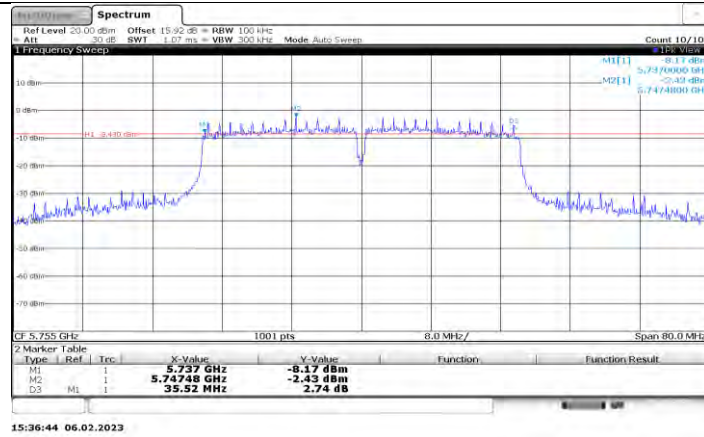
11N20MIMO_Ant2_5825



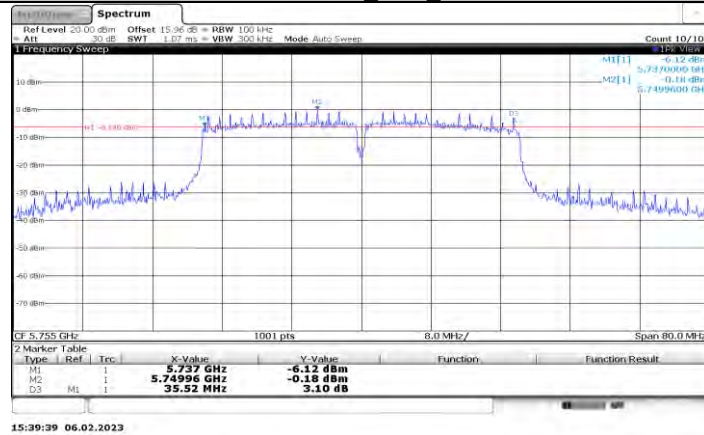
11N40MIMO_Ant1_5710



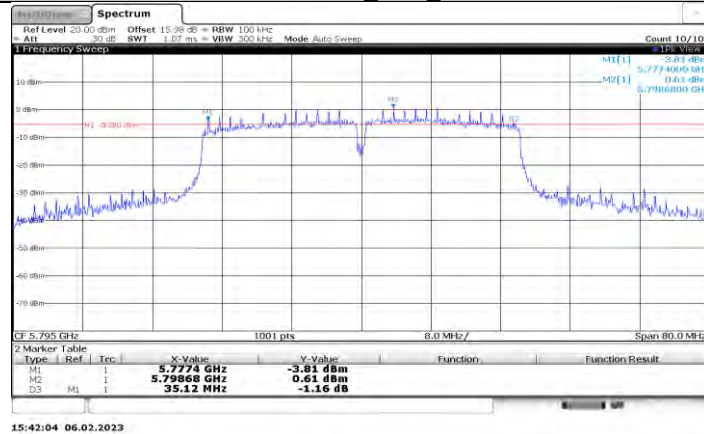
11N40MIMO_Ant2_5710



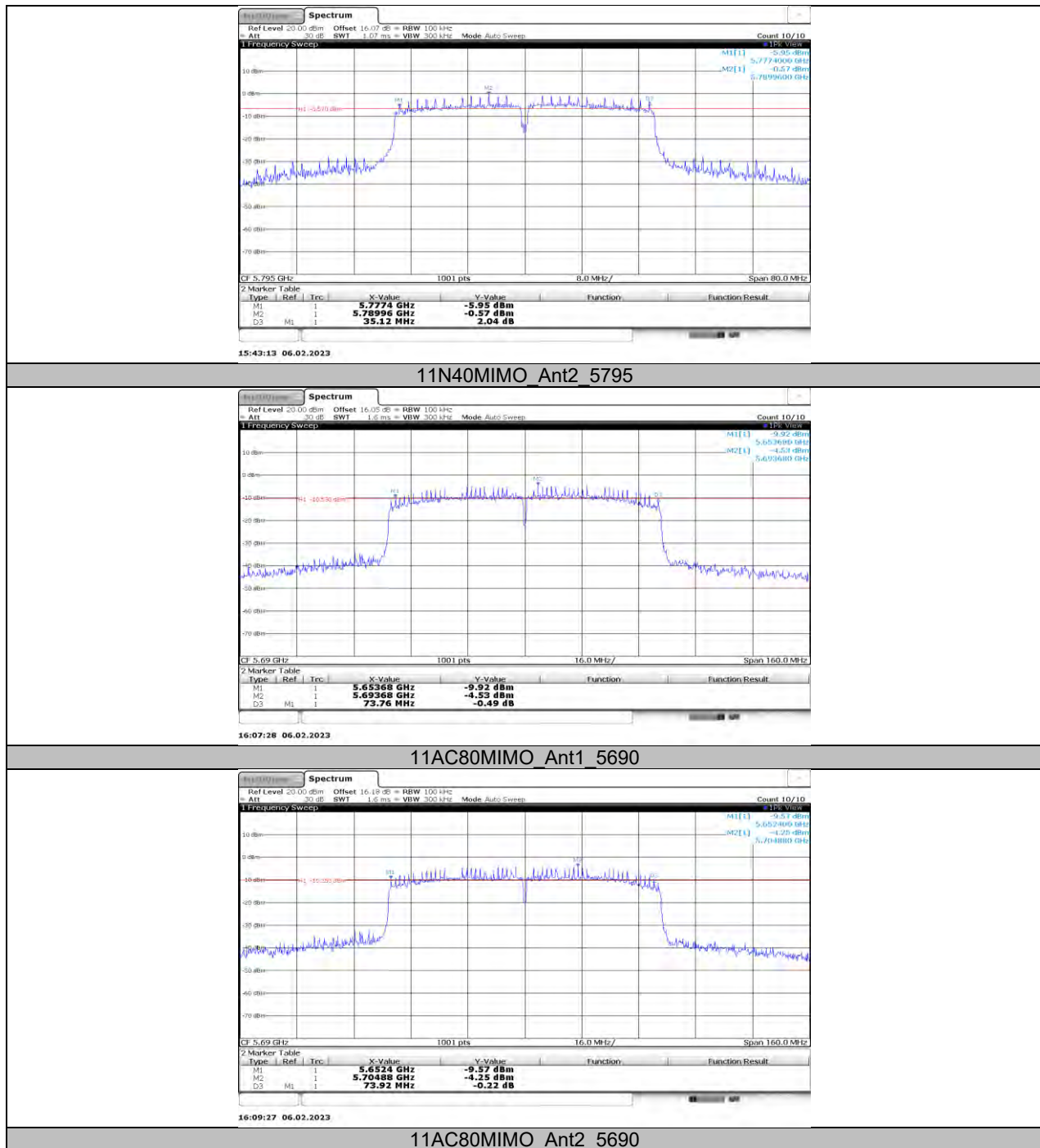
11N40MIMO_Ant1_5755

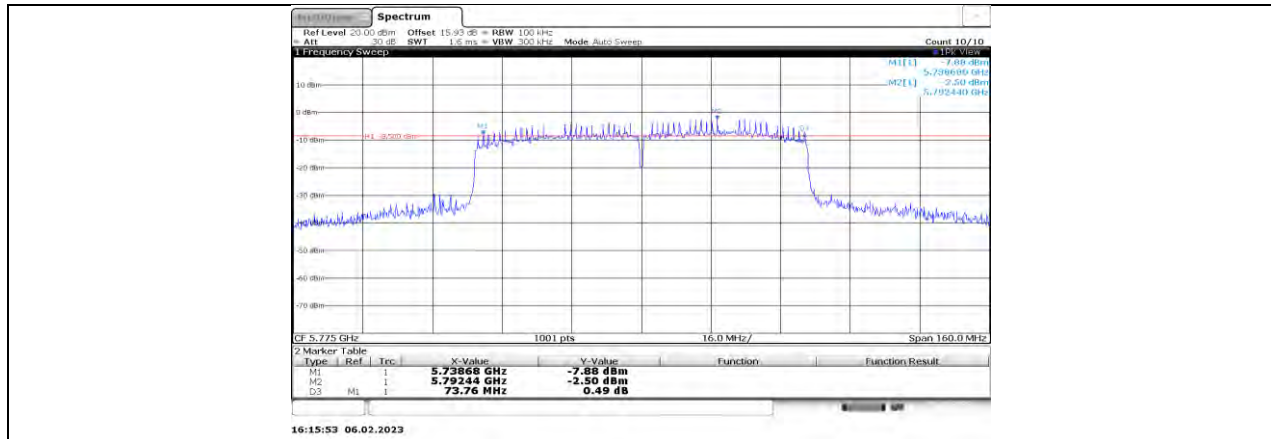


11N40MIMO_Ant2_5755

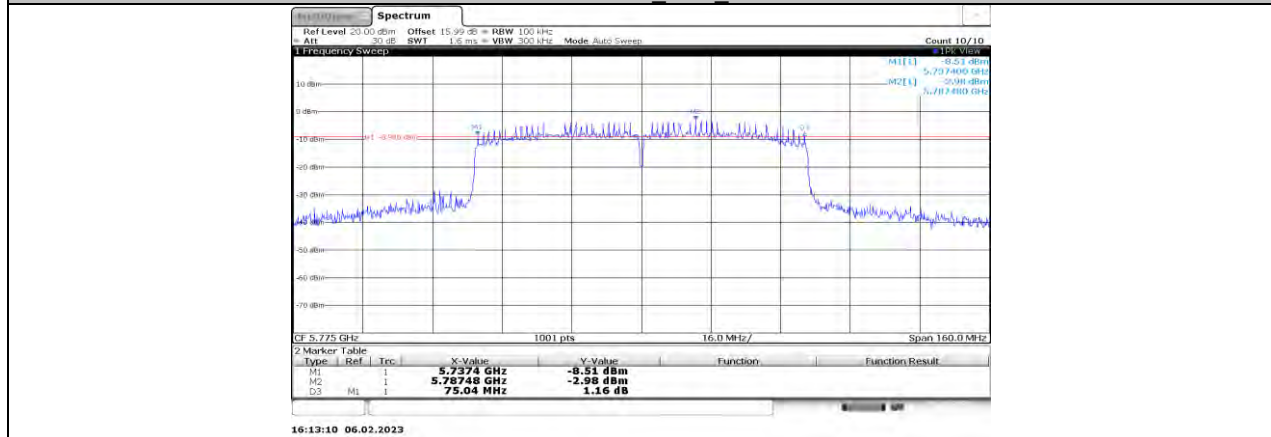


11N40MIMO_Ant1_5795





11AC80MIMO_Ant1_5775



11AC80MIMO_Ant2_5775

11.4. APPENDIX D: MAXIMUM CONDUCTED OUTPUT POWER

11.4.1. Test Result

Test Mode	Antenna	Channel	Power [dBm]	Limit [dBm]	Verdict
11A	Ant1	5180	15.25	≤23.98	PASS
	Ant2	5180	15.00	≤23.98	PASS
	Ant1	5200	15.40	≤23.98	PASS
	Ant2	5200	15.07	≤23.98	PASS
	Ant1	5240	15.15	≤23.98	PASS
	Ant2	5240	14.41	≤23.98	PASS
	Ant1	5260	15.75	≤23.70	PASS
	Ant2	5260	14.80	≤23.81	PASS
	Ant1	5280	16.52	≤23.68	PASS
	Ant2	5280	15.33	≤23.78	PASS
	Ant1	5320	16.10	≤23.70	PASS
	Ant2	5320	14.75	≤23.82	PASS
	Ant1	5500	15.18	≤23.68	PASS
	Ant2	5500	15.60	≤23.81	PASS
	Ant1	5580	15.08	≤23.68	PASS
	Ant2	5580	15.88	≤23.98	PASS
	Ant1	5700	14.31	≤23.81	PASS
	Ant2	5700	14.58	≤23.80	PASS
	Ant1	5720 UNII-2C	11.37	≤22.68	PASS
	Ant2	5720 UNII-2C	12.38	≤22.67	PASS
	Ant1	5720 UNII-3	3.17	≤30.00	PASS
	Ant2	5720 UNII-3	4.22	≤30.00	PASS
	Ant1	5745	15.53	≤30.00	PASS
	Ant2	5745	15.13	≤30.00	PASS
	Ant1	5785	16.25	≤30.00	PASS
	Ant2	5785	15.01	≤30.00	PASS
	Ant1	5825	16.29	≤30.00	PASS
	Ant2	5825	14.94	≤30.00	PASS
11N20MIMO	Ant1	5180	11.79	≤23.98	PASS
	Ant2	5180	12.45	≤23.98	PASS
	total	5180	15.14	≤23.98	PASS
	Ant1	5200	11.46	≤23.98	PASS
	Ant2	5200	11.97	≤23.98	PASS
	total	5200	14.73	≤23.98	PASS
	Ant1	5240	10.99	≤23.98	PASS
	Ant2	5240	11.20	≤23.98	PASS
	total	5240	14.11	≤23.98	PASS
	Ant1	5260	14.06	≤23.92	PASS
	Ant2	5260	13.99	≤23.97	PASS
	total	5260	17.04	≤23.98	PASS
	Ant1	5280	13.07	≤23.90	PASS
	Ant2	5280	13.99	≤23.91	PASS
	total	5280	16.56	≤23.98	PASS
	Ant1	5320	13.13	≤23.91	PASS
	Ant2	5320	13.74	≤23.95	PASS
	total	5320	16.46	≤23.98	PASS
	Ant1	5500	11.65	≤23.89	PASS
	Ant2	5500	13.42	≤23.98	PASS
	total	5500	15.63	≤23.98	PASS
	Ant1	5580	12.17	≤23.91	PASS
	Ant2	5580	13.61	≤23.93	PASS
	total	5580	15.96	≤23.98	PASS
	Ant1	5700	10.95	≤23.92	PASS
	Ant2	5700	12.25	≤23.91	PASS
	total	5700	14.66	≤23.98	PASS
	Ant1	5720 UNII-2C	9.27	≤22.71	PASS
	Ant2	5720 UNII-2C	11.05	≤22.71	PASS

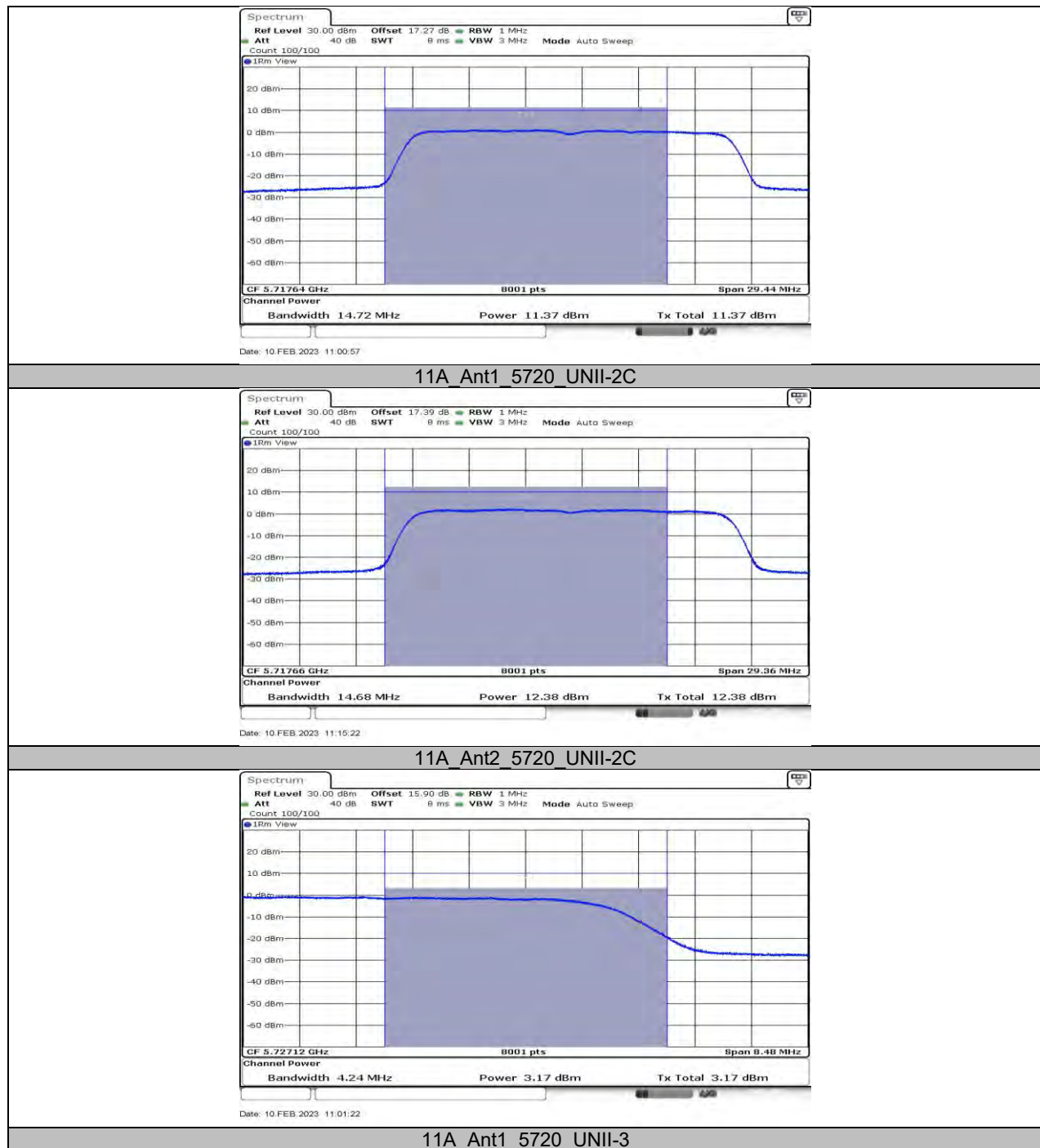
	total	5720 UNII-2C	13.26	≤23.98	PASS
	Ant1	5720 UNII-3	1.51	≤30.00	PASS
	Ant2	5720 UNII-3	3.33	≤30.00	PASS
	total	5720 UNII-3	5.52	≤30.00	PASS
	Ant1	5745	13.64	≤30.00	PASS
	Ant2	5745	14.24	≤30.00	PASS
	total	5745	16.96	≤30.00	PASS
	Ant1	5785	14.32	≤30.00	PASS
	Ant2	5785	14.04	≤30.00	PASS
	total	5785	17.19	≤30.00	PASS
	Ant1	5825	13.36	≤30.00	PASS
	Ant2	5825	13.09	≤30.00	PASS
	total	5825	16.24	≤30.00	PASS
	Ant1	5190	9.70	≤23.98	PASS
	Ant2	5190	11.29	≤23.98	PASS
11N40MIMO	total	5190	13.58	≤23.98	PASS
	Ant1	5230	12.28	≤23.98	PASS
	Ant2	5230	12.61	≤23.98	PASS
	total	5230	15.46	≤23.98	PASS
	Ant1	5270	13.41	≤23.98	PASS
	Ant2	5270	13.27	≤23.98	PASS
	total	5270	16.35	≤23.98	PASS
	Ant1	5310	11.53	≤23.98	PASS
	Ant2	5310	12.34	≤23.98	PASS
	total	5310	14.96	≤23.98	PASS
	Ant1	5510	9.64	≤23.98	PASS
	Ant2	5510	11.46	≤23.98	PASS
	total	5510	13.65	≤23.98	PASS
	Ant1	5550	13.33	≤23.98	PASS
	Ant2	5550	13.75	≤23.98	PASS
	total	5550	16.56	≤23.98	PASS
	Ant1	5670	11.70	≤23.98	PASS
	Ant2	5670	12.67	≤23.98	PASS
	total	5670	15.22	≤23.98	PASS
	Ant1	5710 UNII-2C	11.81	≤23.98	PASS
	Ant2	5710 UNII-2C	12.37	≤23.98	PASS
	total	5710 UNII-2C	15.11	≤23.98	PASS
	Ant1	5710 UNII-3	-3.10	≤30.00	PASS
	Ant2	5710 UNII-3	-2.42	≤30.00	PASS
	total	5710 UNII-3	0.26	≤30.00	PASS
	Ant1	5755	13.03	≤30.00	PASS
	Ant2	5755	13.53	≤30.00	PASS
	total	5755	16.30	≤30.00	PASS
	Ant1	5795	14.01	≤30.00	PASS
	Ant2	5795	13.28	≤30.00	PASS
	total	5795	16.67	≤30.00	PASS
	Ant1	5210	7.44	≤23.98	PASS
	Ant2	5210	8.84	≤23.98	PASS
	total	5210	11.21	≤23.98	PASS
	Ant1	5290	8.65	≤23.98	PASS
	Ant2	5290	9.33	≤23.98	PASS
	total	5290	12.01	≤23.98	PASS
	Ant1	5530	9.70	≤23.98	PASS
	Ant2	5530	10.94	≤23.98	PASS
	total	5530	13.37	≤23.98	PASS
11AC80MIMO	Ant1	5610	9.05	≤23.98	PASS
	Ant2	5610	10.54	≤23.98	PASS
	total	5610	12.87	≤23.98	PASS
	Ant1	5690 UNII-2C	8.40	≤23.98	PASS
	Ant2	5690 UNII-2C	9.71	≤23.98	PASS
	total	5690 UNII-2C	12.11	≤23.98	PASS
	Ant1	5690 UNII-3	-12.78	≤30.00	PASS
	Ant2	5690 UNII-3	-11.33	≤30.00	PASS

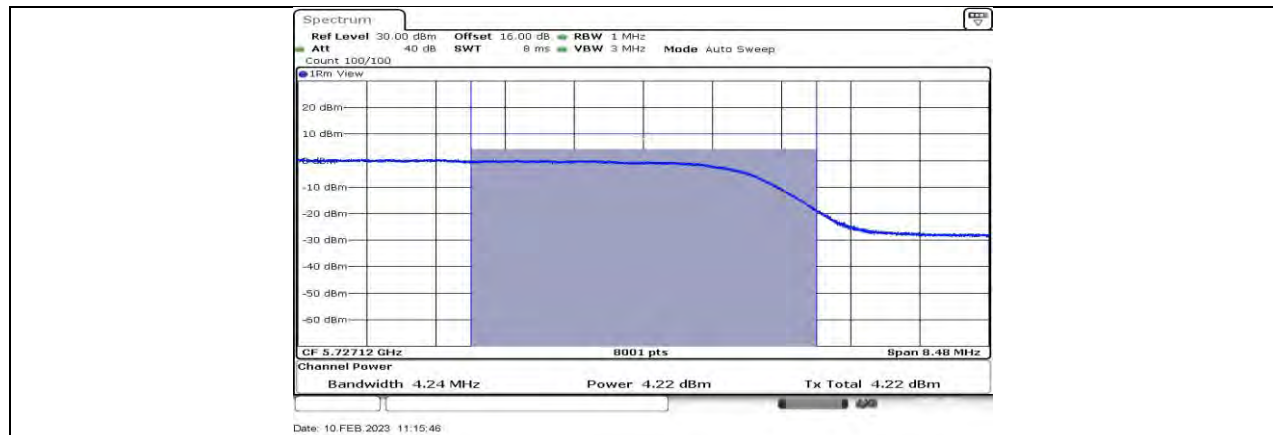
	total	5690 UNII-3	-8.98	≤30.00	PASS
	Ant1	5775	13.88	≤30.00	PASS
	Ant2	5775	13.74	≤30.00	PASS
	total	5775	16.82	≤30.00	PASS

Note: 1. Conducted Power=Meas. Level+ Correction Factor

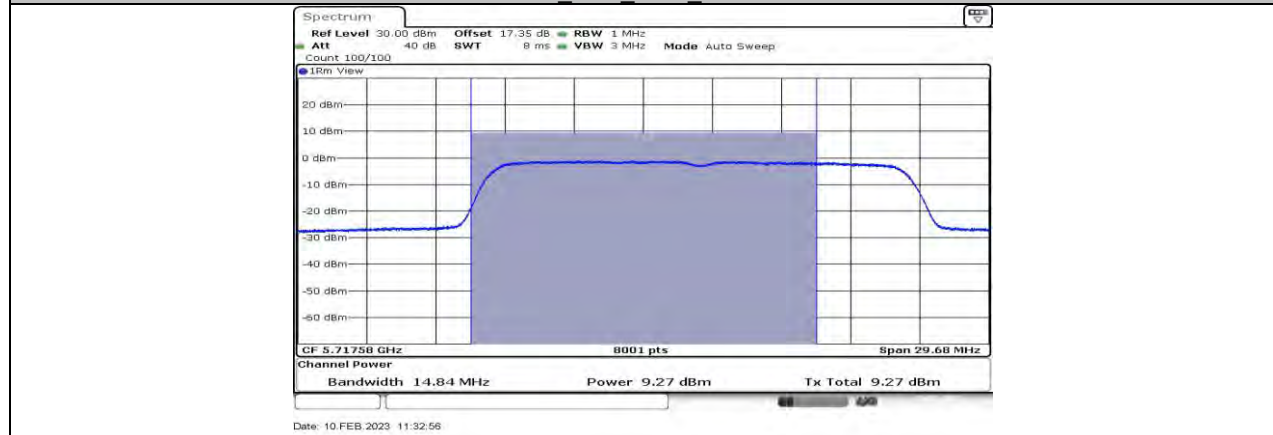
2. The Duty Cycle Factor (refer to section 7.1) had already compensated to the test data.

11.4.2. Test Graphs

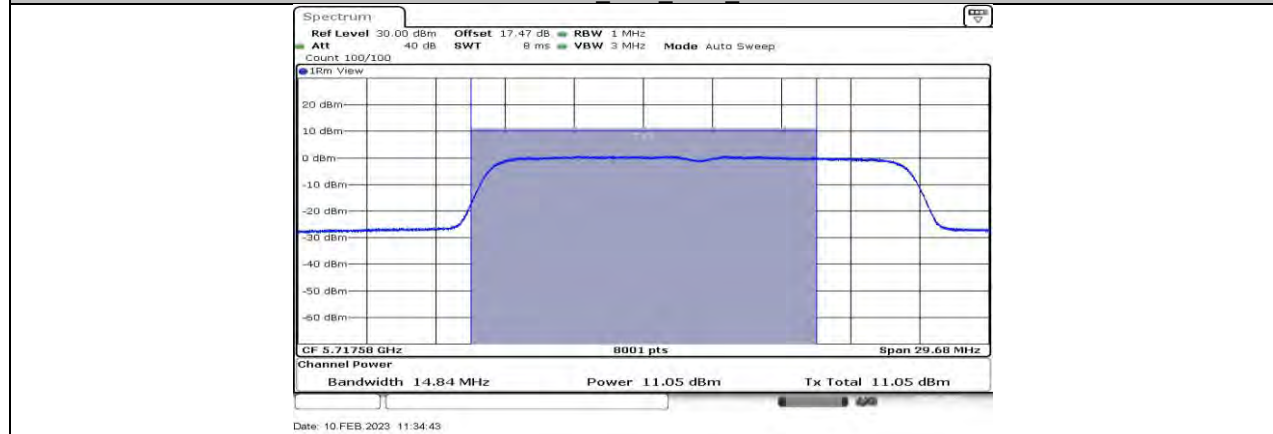




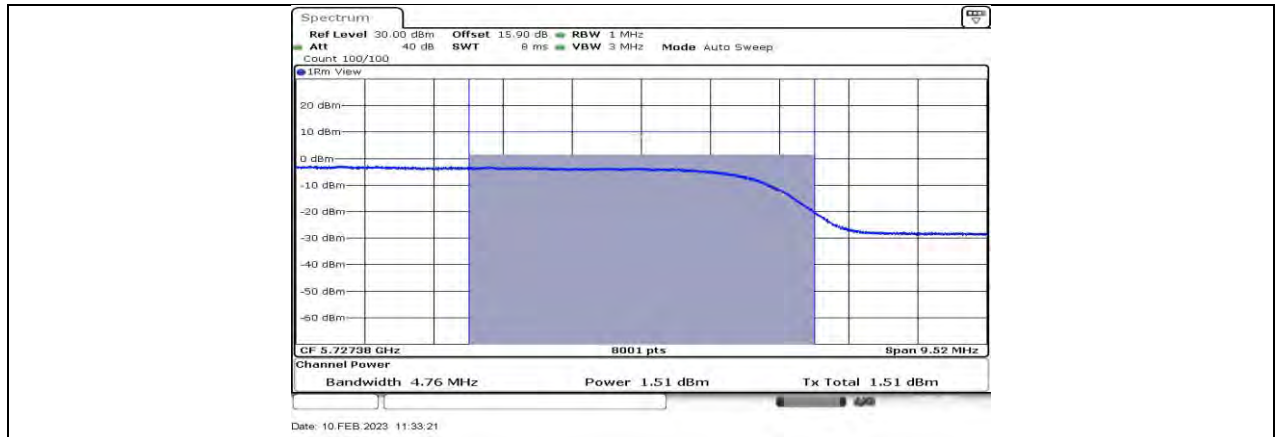
11A Ant2 5720 UNII-3



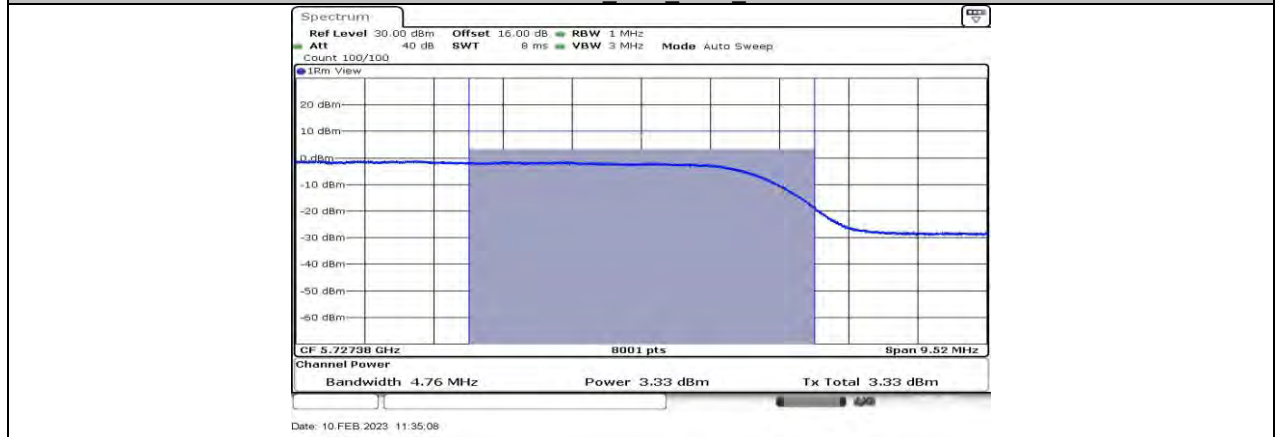
11N20MIMO Ant1 5720 UNII-2C



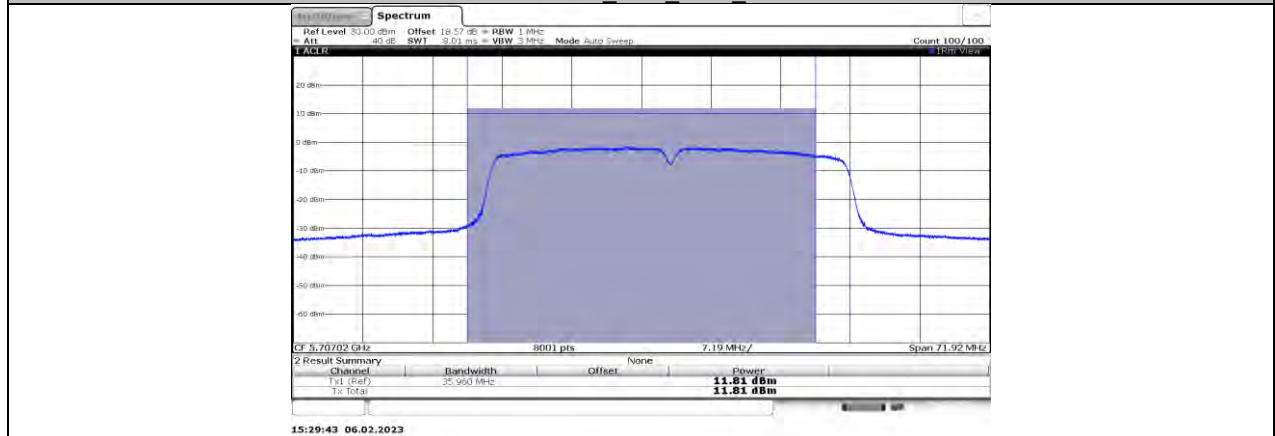
11N20MIMO Ant2 5720 UNII-2C



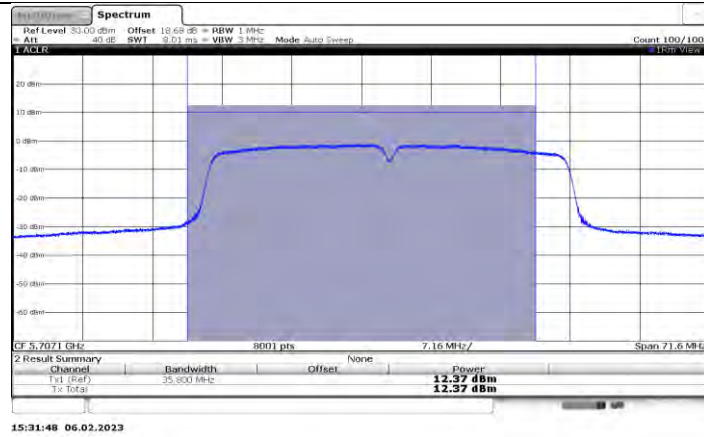
11N20MIMO_Ant1_5720_UNII-3



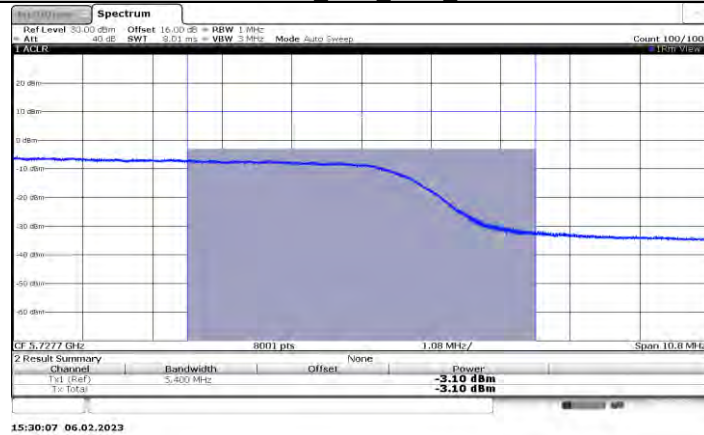
11N20MIMO_Ant2_5720_UNII-3



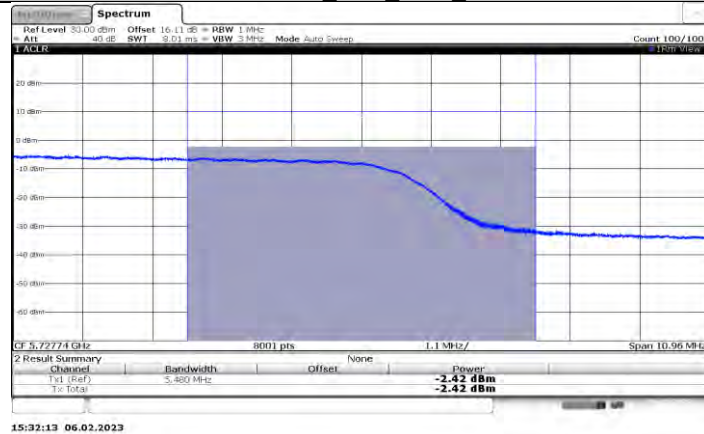
11N40MIMO_Ant1_5710_UNII-2C



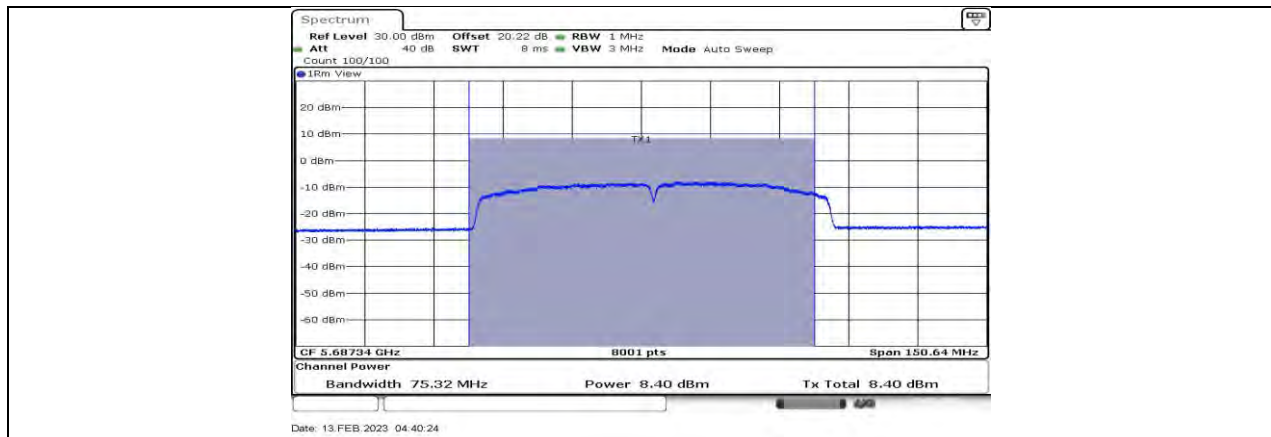
11N40MIMO_Ant2_5710_UNII-2C



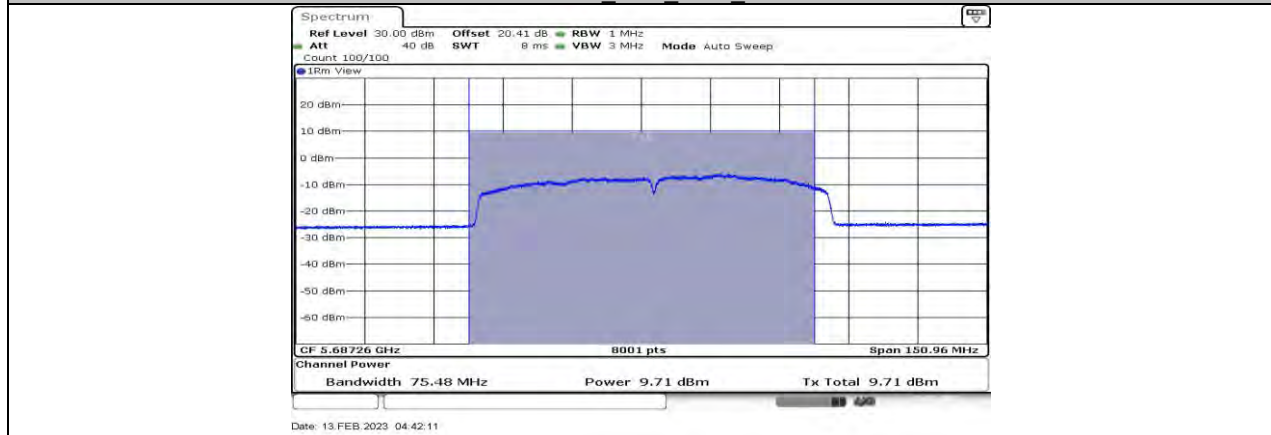
11N40MIMO_Ant1_5710_UNII-3



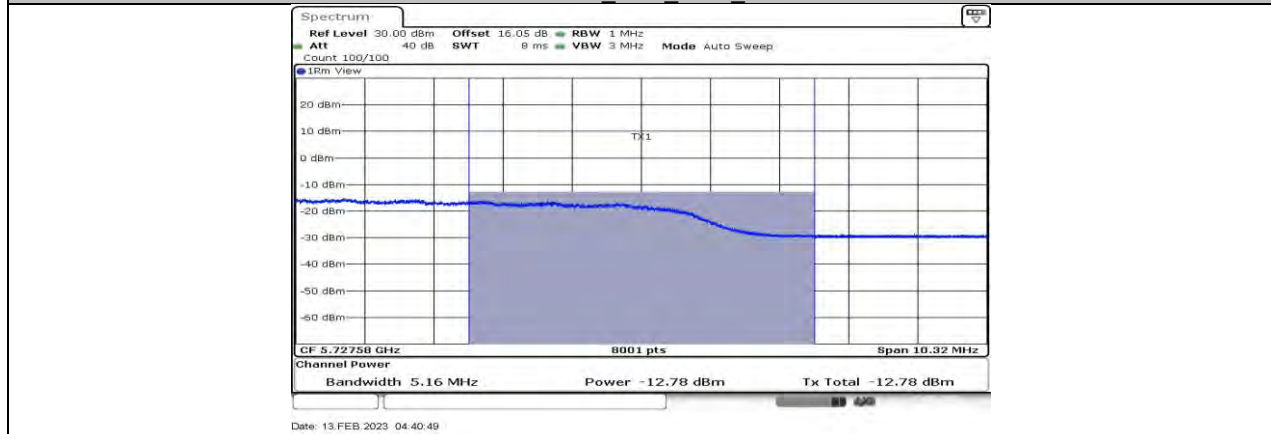
11N40MIMO_Ant2_5710_UNII-3



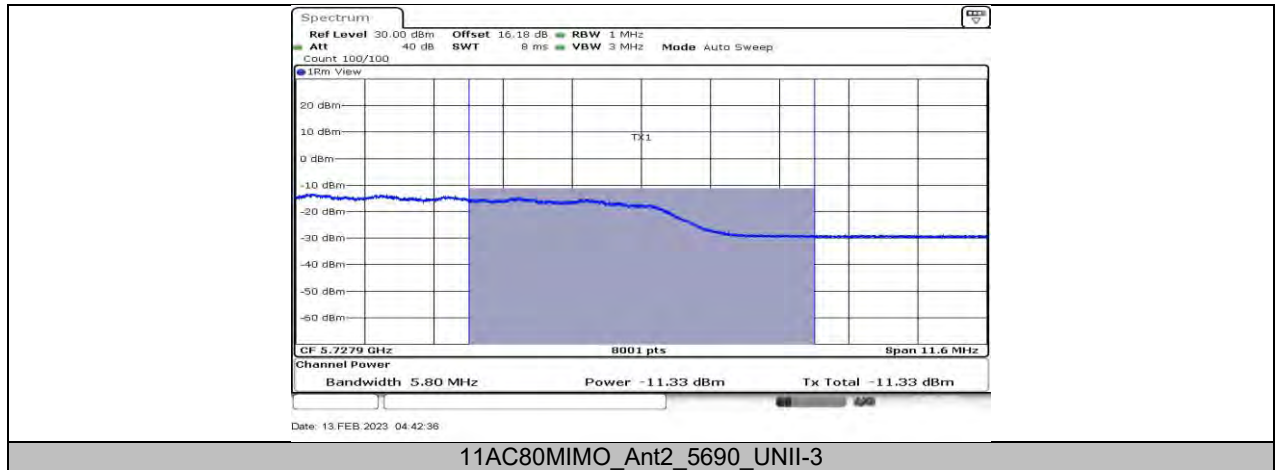
11AC80MIMO_Ant1_5690_UNII-2C



11AC80MIMO_Ant2_5690_UNII-2C



11AC80MIMO_Ant1_5690_UNII-3



11.5. APPENDIX E: MAXIMUM POWER SPECTRAL DENSITY

11.5.1. Test Result

Test Mode	Antenna	Channel	Power [dBm/MHz]	Limit [dBm/MHz]	Verdict
11A	Ant1	5180	4.15	≤11.00	PASS
	Ant2	5180	3.95	≤11.00	PASS
	Ant1	5200	4.43	≤11.00	PASS
	Ant2	5200	4.08	≤11.00	PASS
	Ant1	5240	4.08	≤11.00	PASS
	Ant2	5240	3.45	≤11.00	PASS
	Ant1	5260	4.74	≤11.00	PASS
	Ant2	5260	3.8	≤11.00	PASS
	Ant1	5280	5.57	≤11.00	PASS
	Ant2	5280	4.3	≤11.00	PASS
	Ant1	5320	5.09	≤11.00	PASS
	Ant2	5320	3.83	≤11.00	PASS
	Ant1	5500	4.15	≤11.00	PASS
	Ant2	5500	4.76	≤11.00	PASS
	Ant1	5580	3.77	≤11.00	PASS
	Ant2	5580	4.9	≤11.00	PASS
	Ant1	5700	3.05	≤11.00	PASS
	Ant2	5700	3.26	≤11.00	PASS
	Ant1	5720_UNII-2C	1.12	≤11.00	PASS
	Ant2	5720_UNII-2C	2.08	≤11.00	PASS
	Ant1	5720_UNII-3	-2.68	≤30.00	PASS
	Ant2	5720_UNII-3	-1.42	≤30.00	PASS
	Ant1	5745	1.67	≤30.00	PASS
	Ant2	5745	1.26	≤30.00	PASS
	Ant1	5785	2.47	≤30.00	PASS
	Ant2	5785	1.37	≤30.00	PASS
	Ant1	5825	2.25	≤30.00	PASS
	Ant2	5825	0.86	≤30.00	PASS
11N20MIMO	Ant1	5180	0.57	≤11.00	PASS
	Ant2	5180	1.26	≤11.00	PASS
	total	5180	3.94	≤11.00	PASS
	Ant1	5200	0.15	≤11.00	PASS
	Ant2	5200	0.74	≤11.00	PASS
	total	5200	3.47	≤11.00	PASS
	Ant1	5240	-0.37	≤11.00	PASS
	Ant2	5240	-0.12	≤11.00	PASS
	total	5240	2.77	≤11.00	PASS
	Ant1	5260	2.53	≤11.00	PASS
	Ant2	5260	2.62	≤11.00	PASS
	total	5260	5.59	≤11.00	PASS
	Ant1	5280	1.65	≤11.00	PASS
	Ant2	5280	2.53	≤11.00	PASS
	total	5280	5.12	≤11.00	PASS
	Ant1	5320	1.69	≤11.00	PASS
	Ant2	5320	2.32	≤11.00	PASS
	total	5320	5.03	≤11.00	PASS
	Ant1	5500	-0.03	≤11.00	PASS
	Ant2	5500	1.96	≤11.00	PASS
	total	5500	4.09	≤11.00	PASS
	Ant1	5580	0.73	≤11.00	PASS
	Ant2	5580	2.08	≤11.00	PASS
	total	5580	4.47	≤11.00	PASS
	Ant1	5700	-0.51	≤11.00	PASS
	Ant2	5700	0.77	≤11.00	PASS
	total	5700	3.19	≤11.00	PASS
	Ant1	5720_UNII-2C	-1.35	≤11.00	PASS
	Ant2	5720_UNII-2C	0.44	≤11.00	PASS

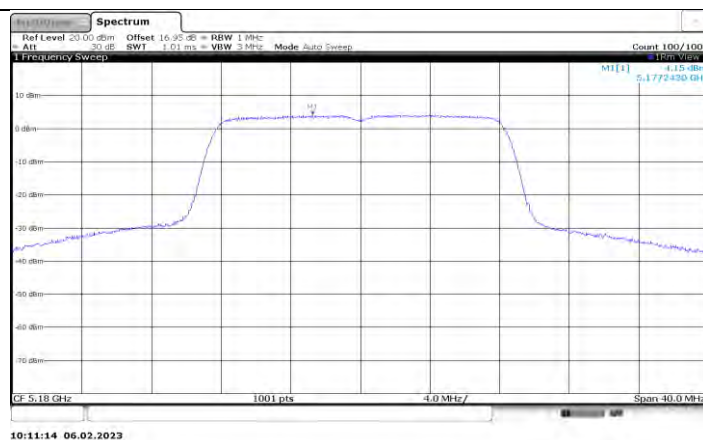
	total	5720 UNII-2C	2.65	≤11.00	PASS
	Ant1	5720 UNII-3	-5.13	≤30.00	PASS
	Ant2	5720 UNII-3	-3.05	≤30.00	PASS
	total	5720 UNII-3	-0.96	≤11.00	PASS
	Ant1	5745	-0.59	≤30.00	PASS
	Ant2	5745	-0.04	≤30.00	PASS
	total	5745	2.70	≤30.00	PASS
	Ant1	5785	0.18	≤30.00	PASS
	Ant2	5785	-0.18	≤30.00	PASS
	total	5785	3.01	≤30.00	PASS
	Ant1	5825	-0.72	≤30.00	PASS
	Ant2	5825	-0.97	≤30.00	PASS
	total	5825	2.17	≤30.00	PASS
	Ant1	5190	-0.7	≤11.00	PASS
	Ant2	5190	-0.33	≤11.00	PASS
11N40MIMO	total	5190	2.50	≤11.00	PASS
	Ant1	5230	-1.49	≤11.00	PASS
	Ant2	5230	-1.26	≤11.00	PASS
	total	5230	1.64	≤11.00	PASS
	Ant1	5270	-0.51	≤11.00	PASS
	Ant2	5270	-0.65	≤11.00	PASS
	total	5270	2.43	≤11.00	PASS
	Ant1	5310	-0.18	≤11.00	PASS
	Ant2	5310	-0.6	≤11.00	PASS
	total	5310	2.63	≤11.00	PASS
	Ant1	5510	-0.83	≤11.00	PASS
	Ant2	5510	-0.4	≤11.00	PASS
	total	5510	2.40	≤11.00	PASS
	Ant1	5550	-0.43	≤11.00	PASS
	Ant2	5550	-0.1	≤11.00	PASS
	total	5550	2.75	≤11.00	PASS
	Ant1	5670	-2.21	≤11.00	PASS
	Ant2	5670	-1.28	≤11.00	PASS
	total	5670	1.29	≤11.00	PASS
	Ant1	5710 UNII-2C	-1.65	≤11.00	PASS
	Ant2	5710 UNII-2C	-1.06	≤11.00	PASS
	total	5710 UNII-2C	1.67	≤11.00	PASS
	Ant1	5710 UNII-3	-7.52	≤30.00	PASS
	Ant2	5710 UNII-3	-6.53	≤30.00	PASS
	total	5710 UNII-3	-3.99	≤11.00	PASS
	Ant1	5755	-3.89	≤30.00	PASS
	Ant2	5755	-3	≤30.00	PASS
	total	5755	-0.41	≤30.00	PASS
	Ant1	5795	-2.37	≤30.00	PASS
	Ant2	5795	-3.39	≤30.00	PASS
	total	5795	0.16	≤30.00	PASS
11AC80MIMO	Ant1	5210	-9.49	≤11.00	PASS
	Ant2	5210	-8.15	≤11.00	PASS
	total	5210	-5.76	≤11.00	PASS
	Ant1	5290	-8.13	≤11.00	PASS
	Ant2	5290	-7.48	≤11.00	PASS
	total	5290	-4.78	≤11.00	PASS
	Ant1	5530	-7.07	≤11.00	PASS
	Ant2	5530	-5.87	≤11.00	PASS
	total	5530	-3.42	≤11.00	PASS
	Ant1	5610	-6.96	≤11.00	PASS
	Ant2	5610	-5.4	≤11.00	PASS
	total	5610	-3.10	≤11.00	PASS
	Ant1	5690 UNII-2C	-8.56	≤11.00	PASS
	Ant2	5690 UNII-2C	-6.96	≤11.00	PASS
	total	5690 UNII-2C	-4.68	≤11.00	PASS
	Ant1	5690 UNII-3	-15.46	≤30.00	PASS
	Ant2	5690 UNII-3	-14.21	≤30.00	PASS

	total	5690 UNII-3	-11.78	≤ 11.00	PASS
	Ant1	5775	-5.36	≤ 30.00	PASS
	Ant2	5775	-6.27	≤ 30.00	PASS
	total	5775	-2.78	≤ 30.00	PASS

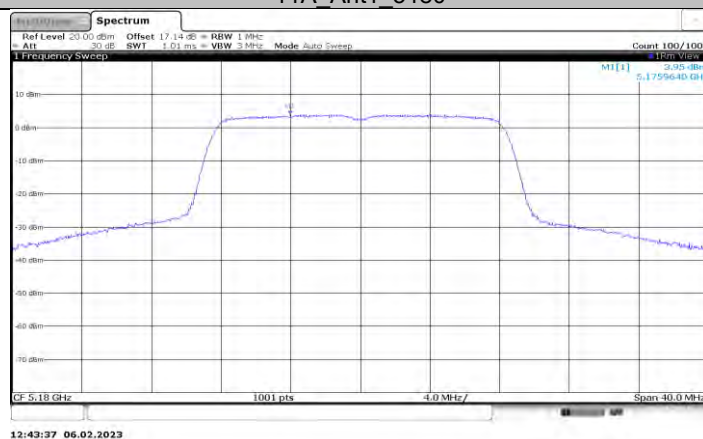
Note: 1.The Result and Limit Unit is dBm/500 kHz in the band 5.725–5.85 GHz.

2.The Duty Cycle Factor and RBW Factor is compensated in the graph.

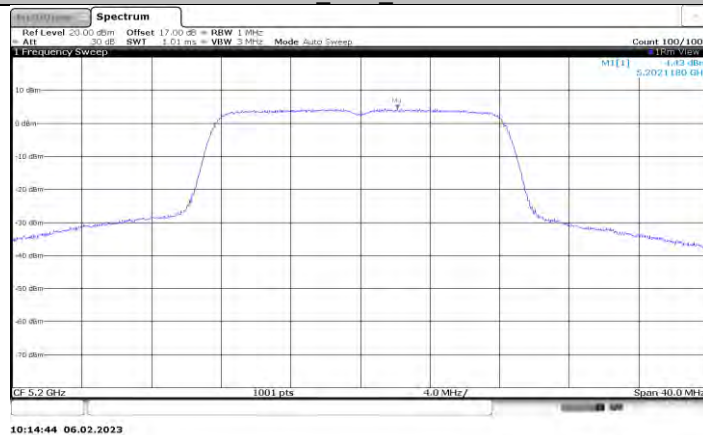
11.5.2. Test Graphs



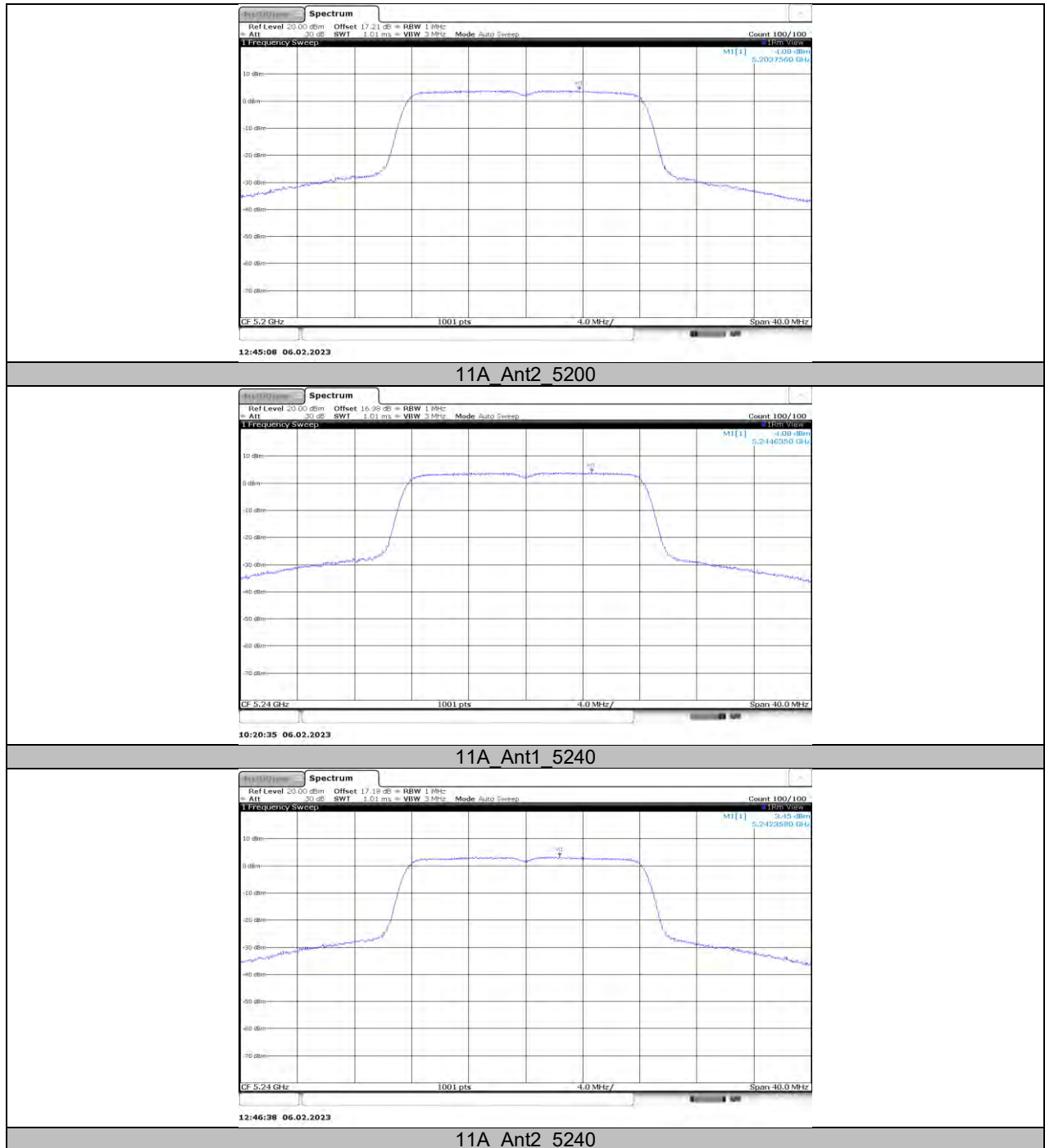
11A Ant1 5180

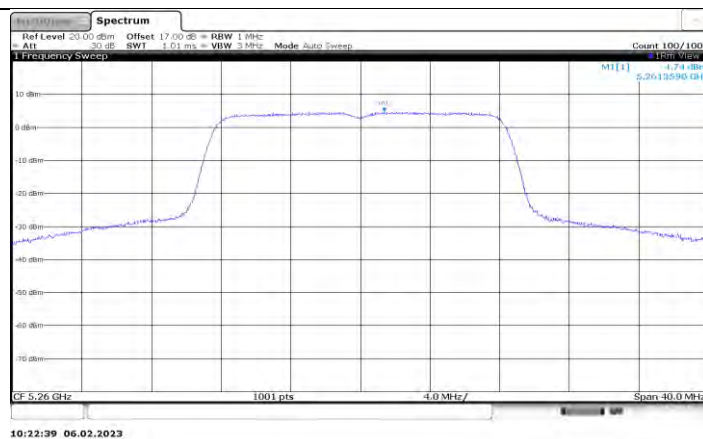


11A Ant2 5180

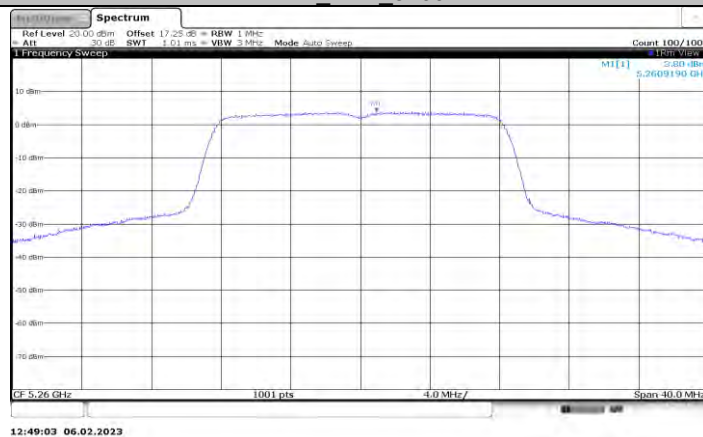


11A Ant1 5200

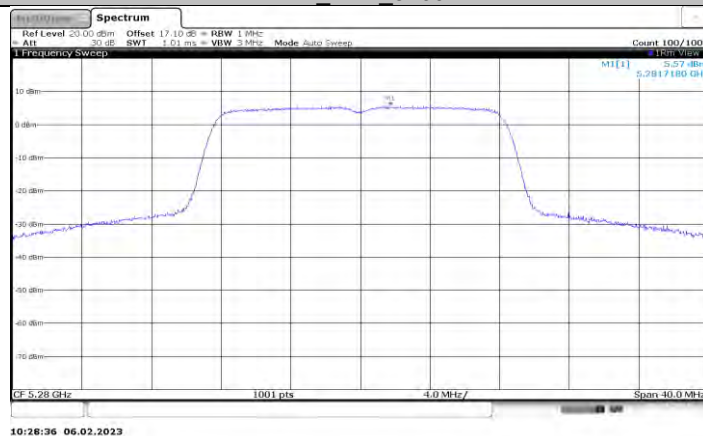




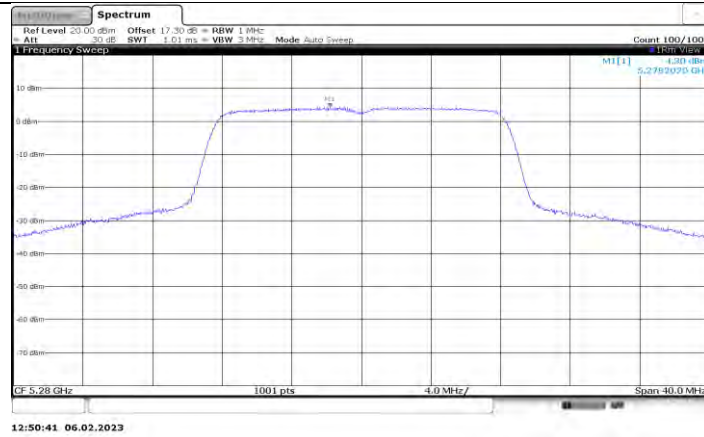
11A_Ant1_5260



11A_Ant2_5260



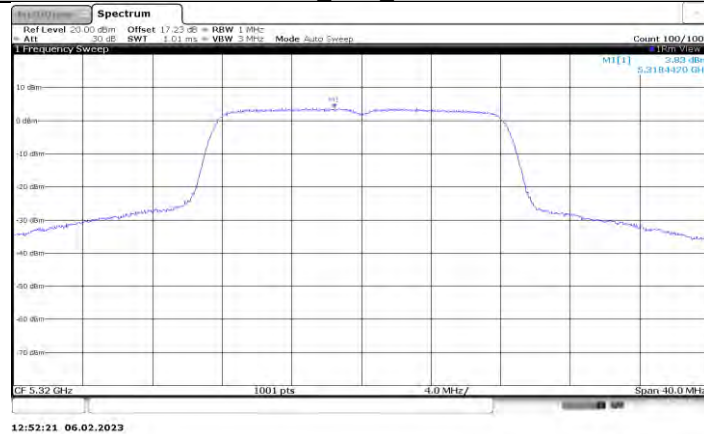
11A_Ant1_5280



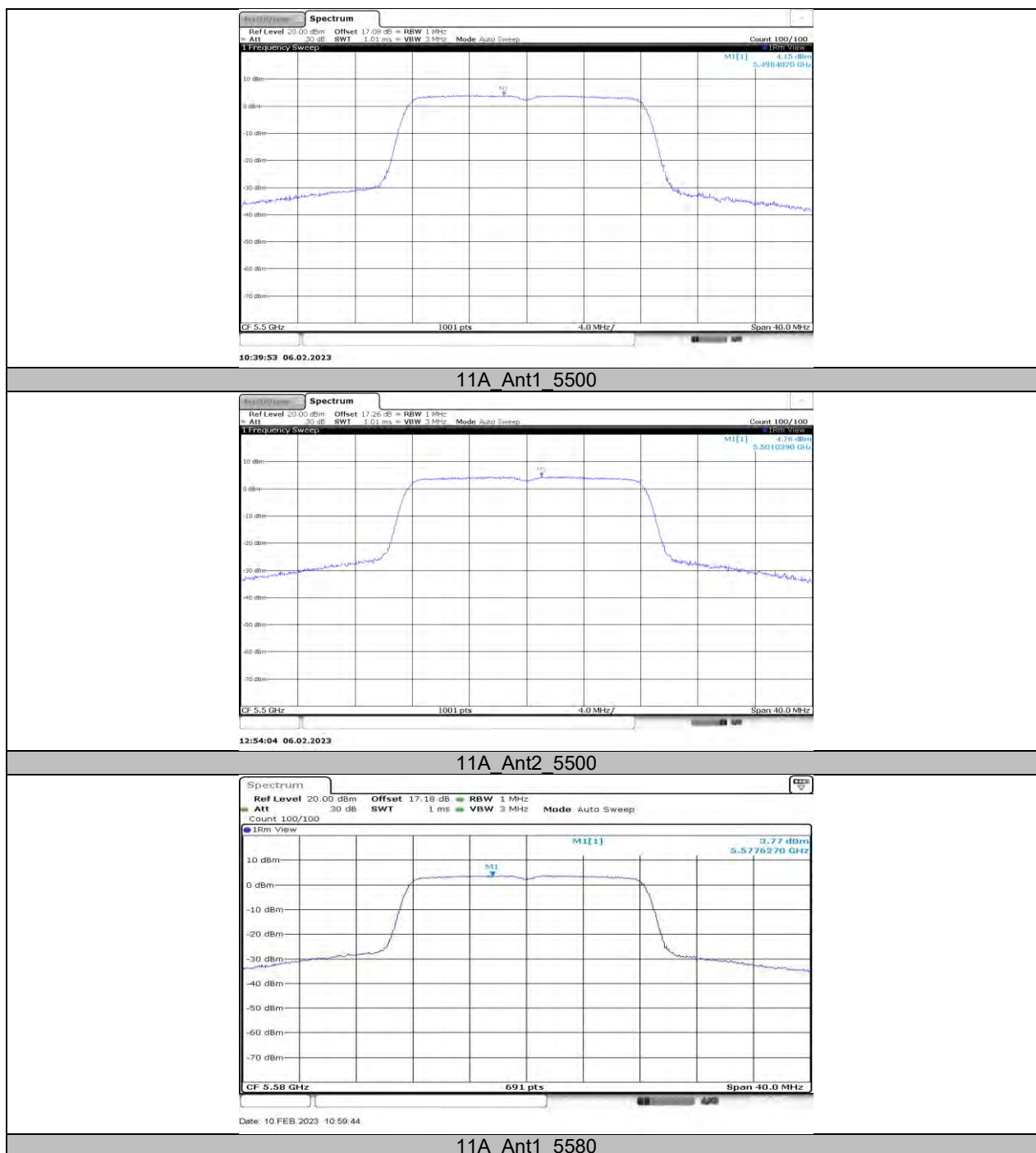
11A_Ant2_5280

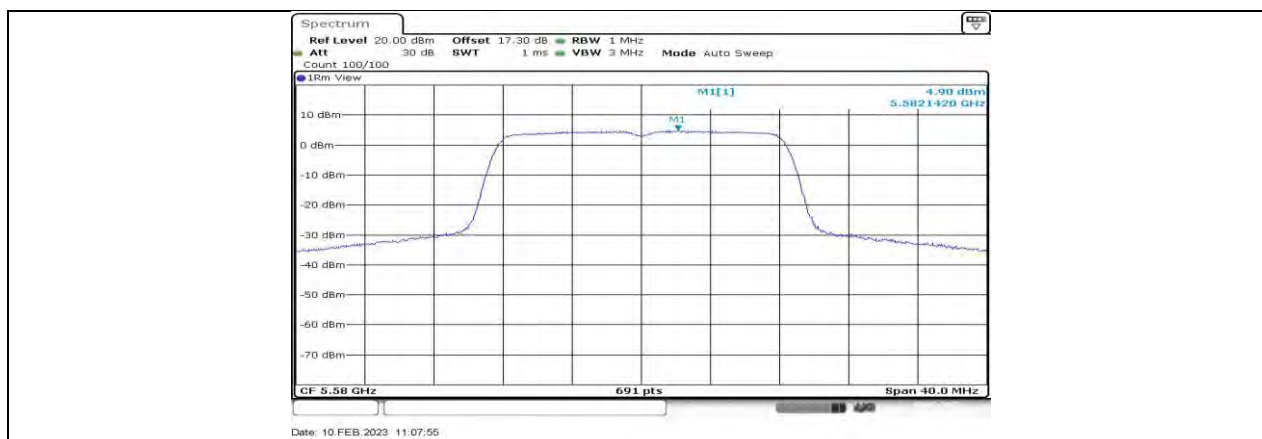


11A_Ant1_5320



11A_Ant2_5320





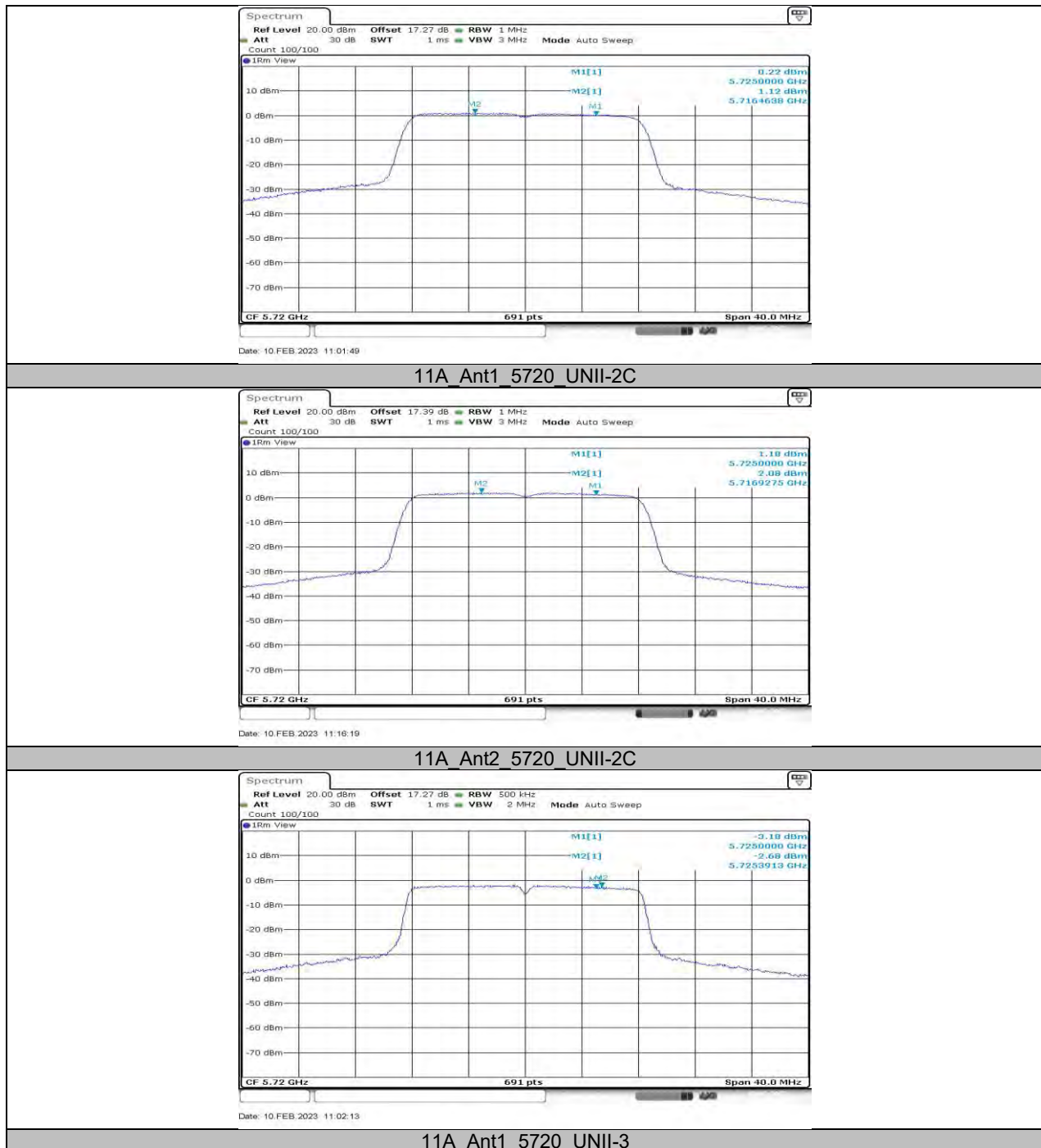
11A_Ant2_5580



11A_Ant1_5700

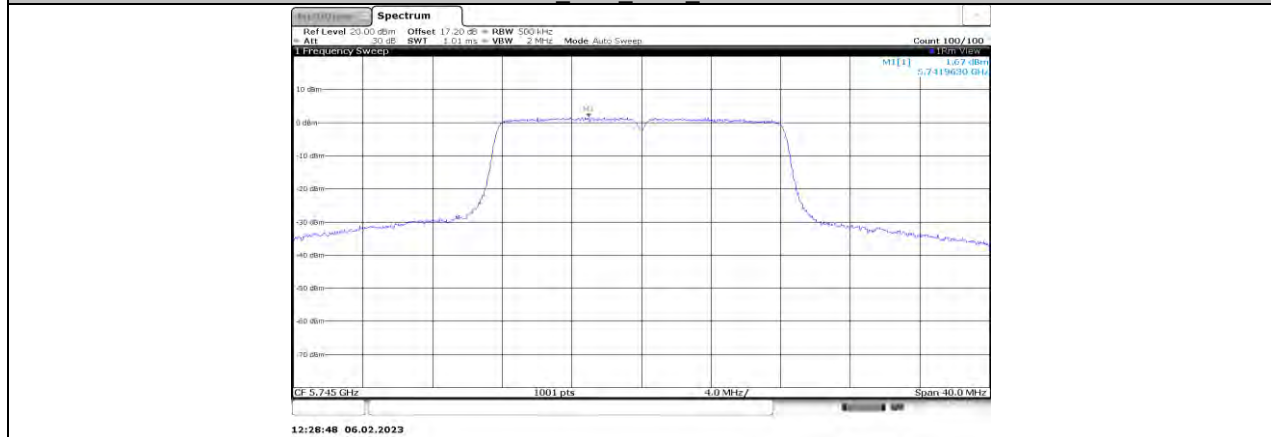


11A_Ant2_5700

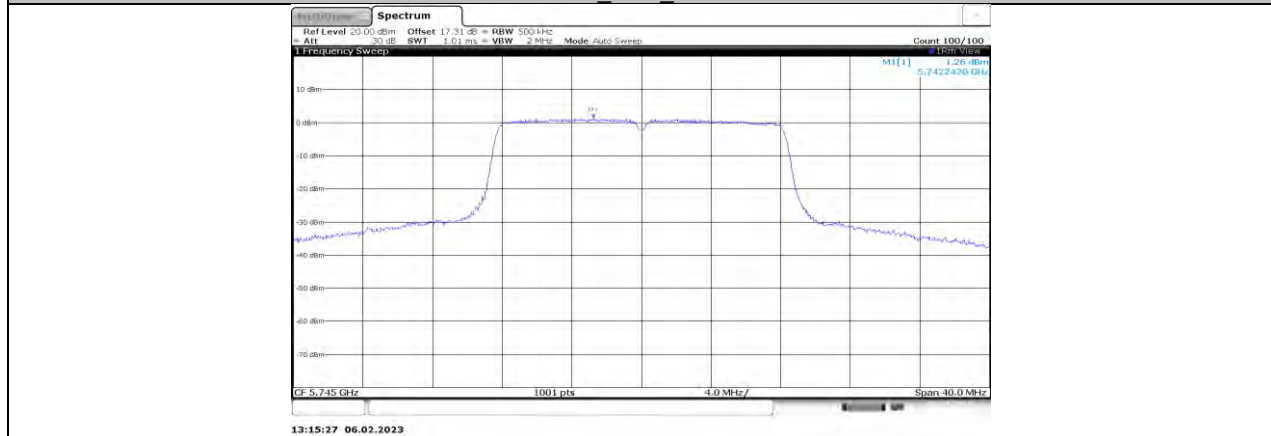




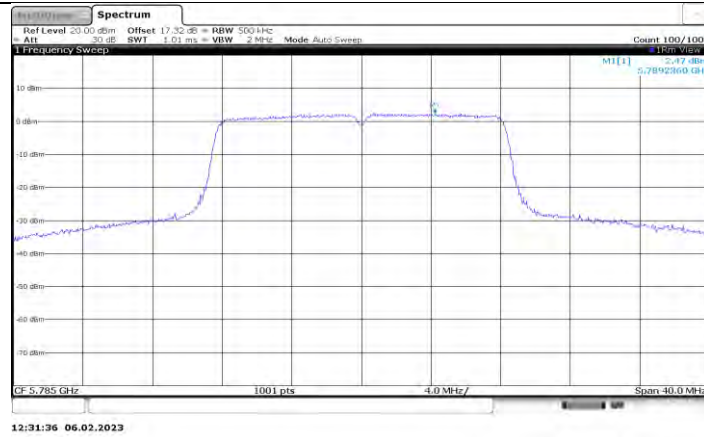
11A_Ant2_5720_UNII-3



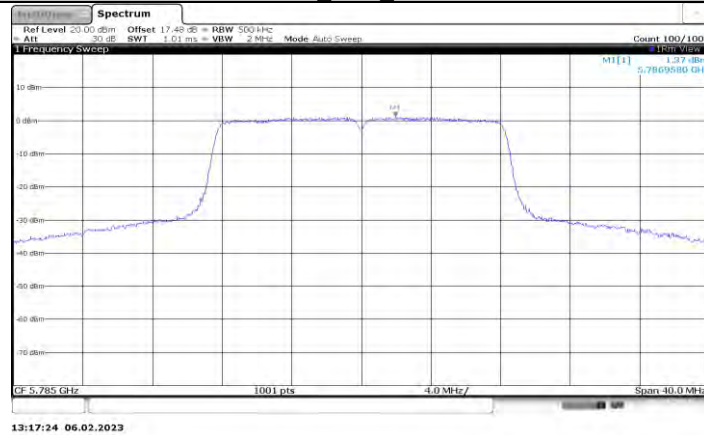
11A_Ant1_5745



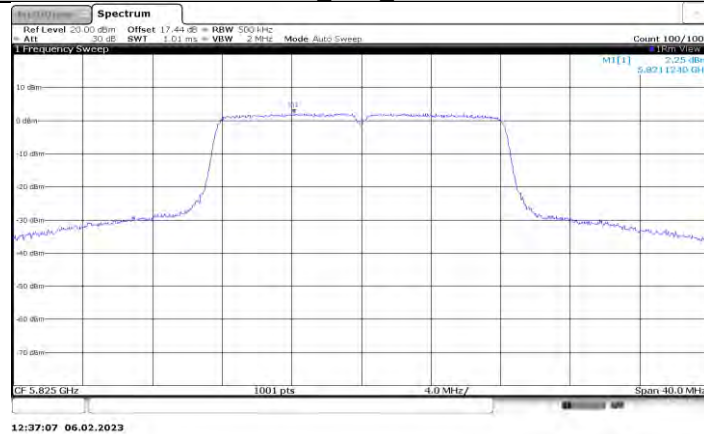
11A_Ant2_5745



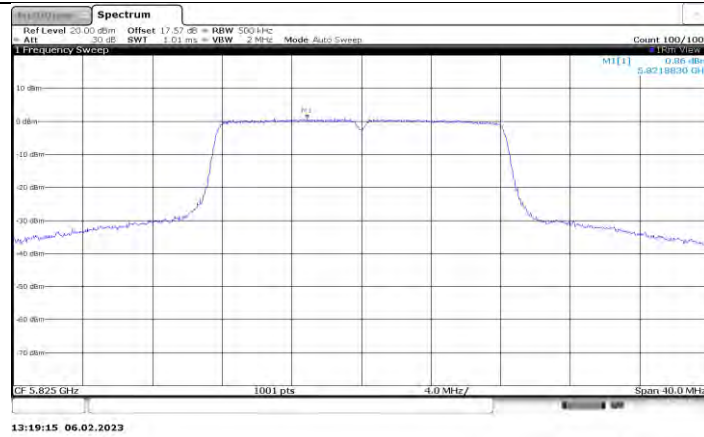
11A_Ant1_5785



11A_Ant2_5785



11A_Ant1_5825



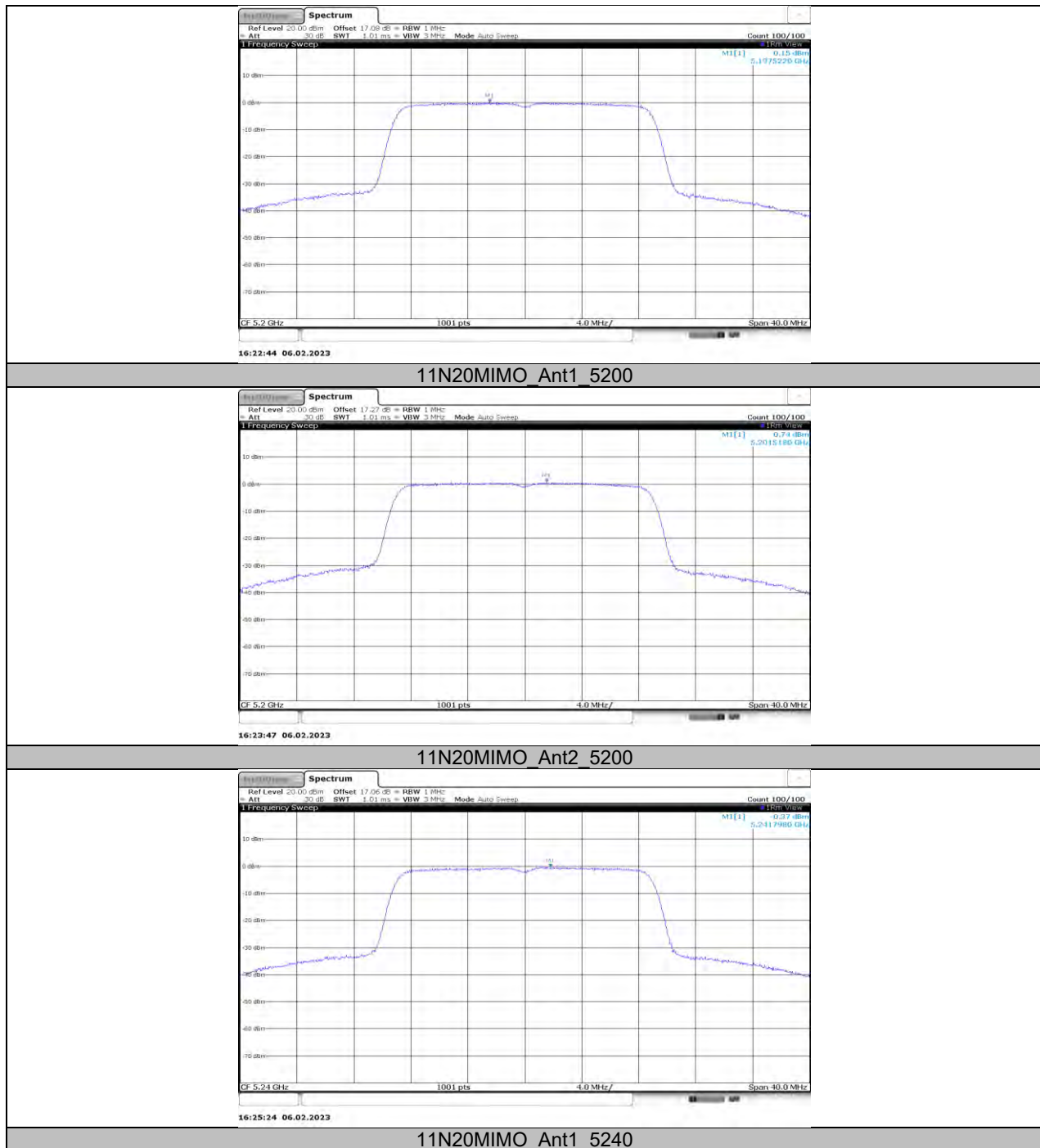
11A_Ant2_5825

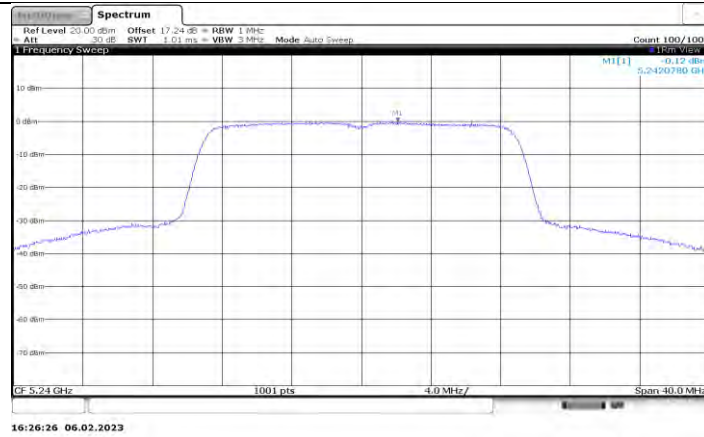


11N20MIMO_Ant1_5180



11N20MIMO_Ant2_5180





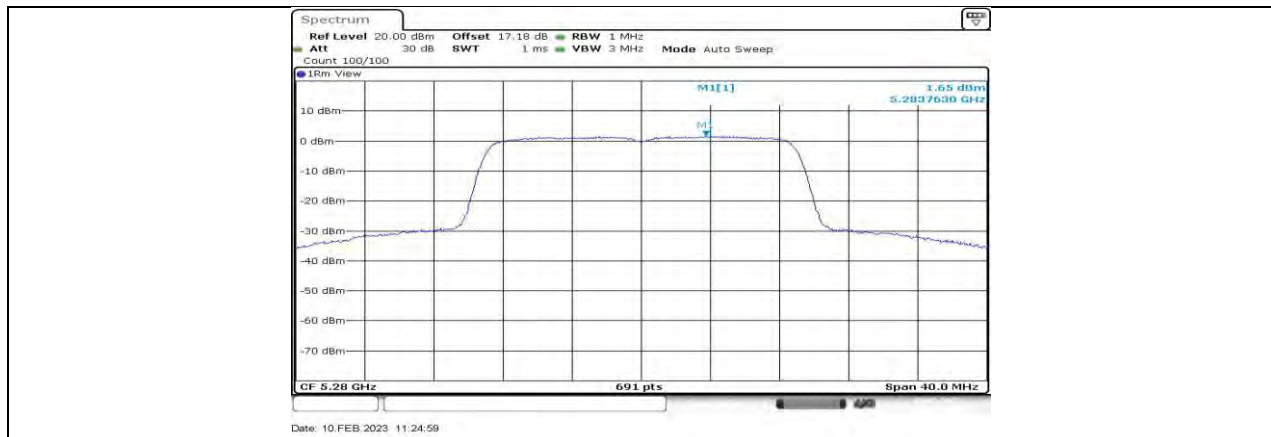
11N20MIMO_Ant2_5240



11N20MIMO_Ant1_5260



11N20MIMO_Ant2_5260



11N20MIMO_Ant1_5280

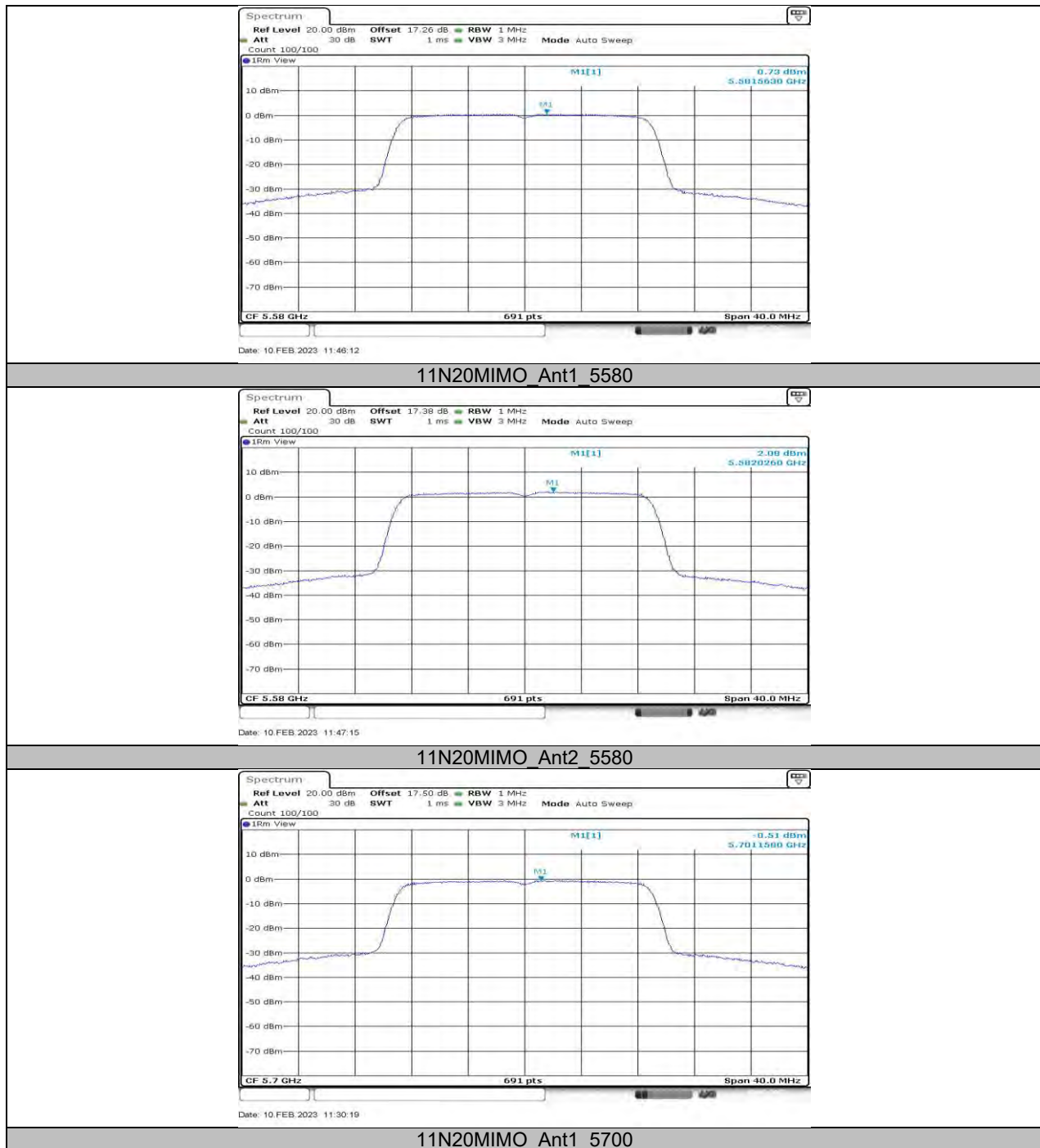


11N20MIMO_Ant2_5280



11N20MIMO_Ant1_5320







11N20MIMO_Ant2_5700



11N20MIMO_Ant1_5720_UNII-2C



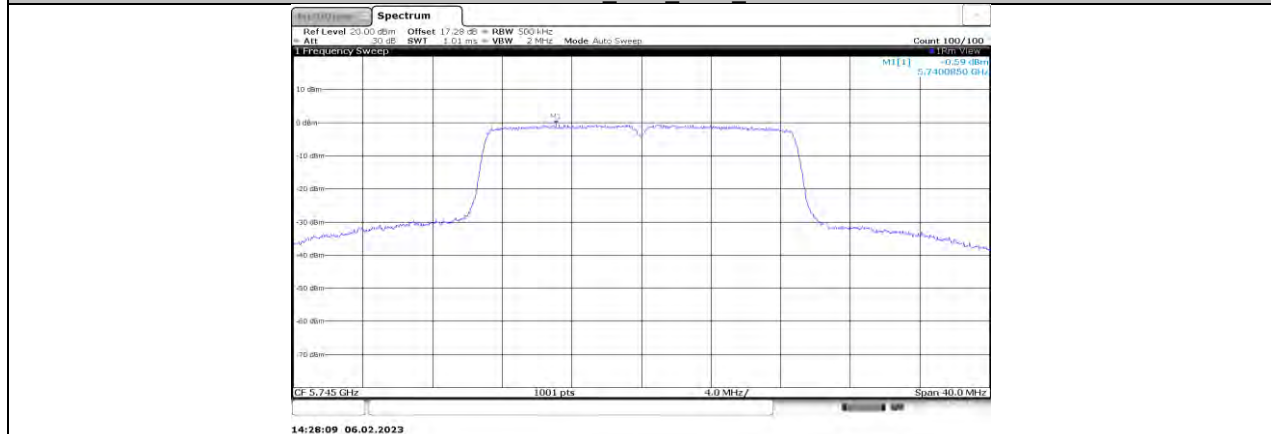
11N20MIMO_Ant2_5720_UNII-2C



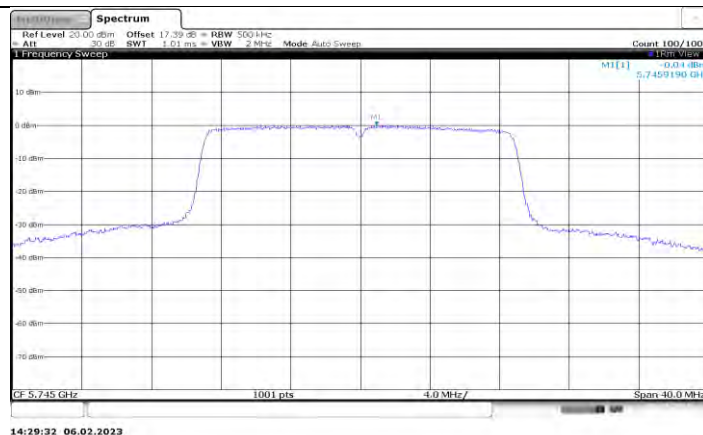
11N20MIMO_Ant1_5720_UNII-3



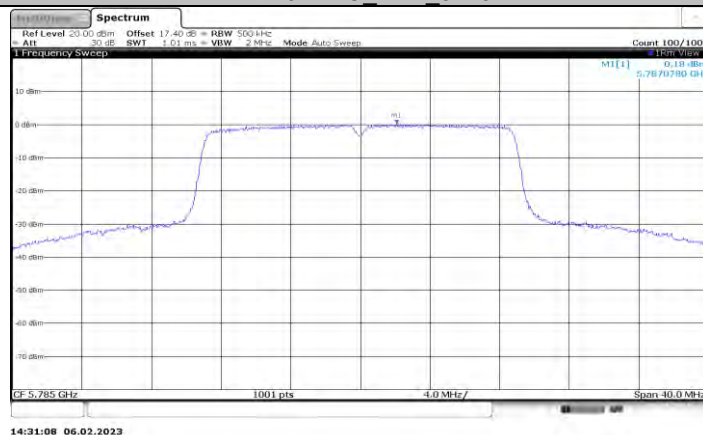
11N20MIMO_Ant2_5720_UNII-3



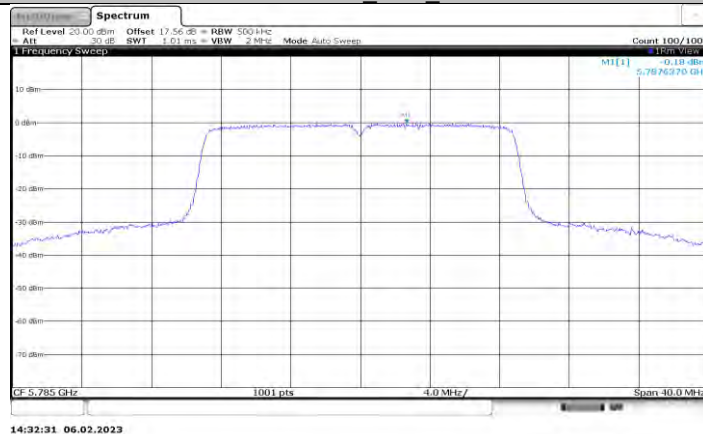
11N20MIMO_Ant1_5745



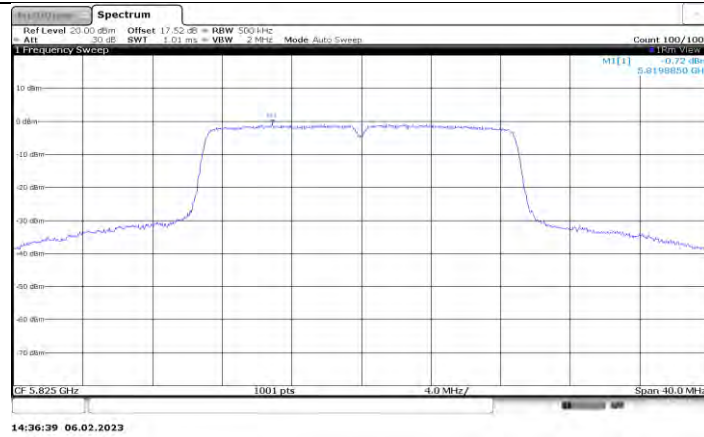
11N20MIMO_Ant2_5745



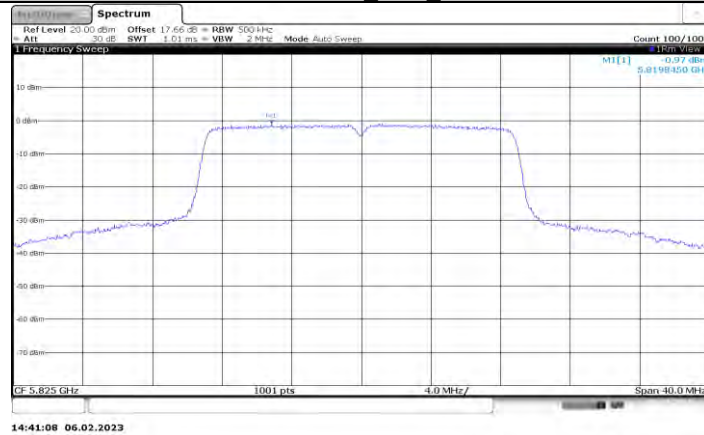
11N20MIMO_Ant1_5785



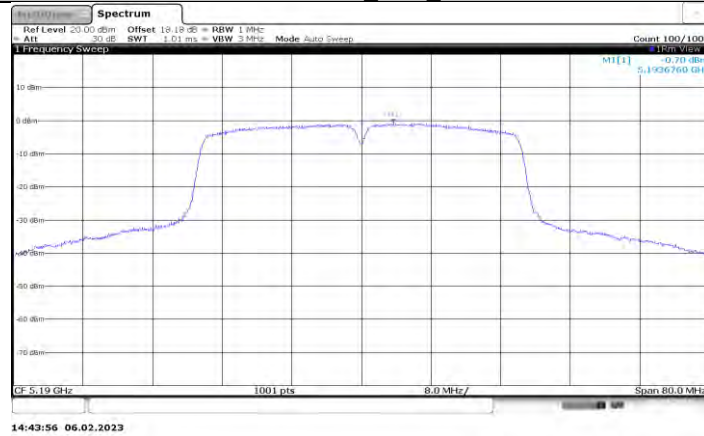
11N20MIMO_Ant2_5785



11N20MIMO_Ant1_5825



11N20MIMO_Ant2_5825



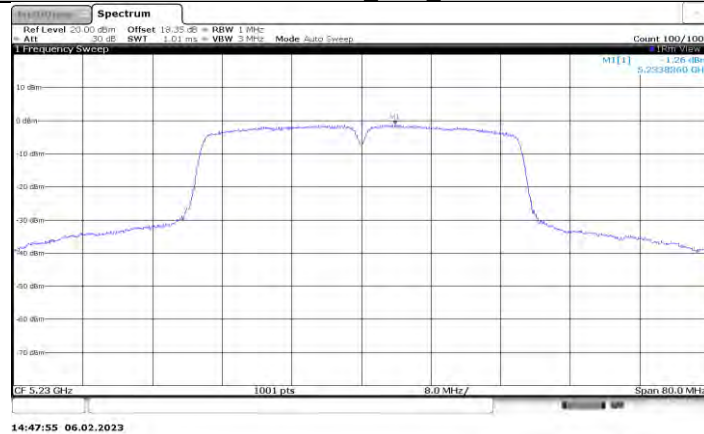
11N40MIMO_Ant1_5190



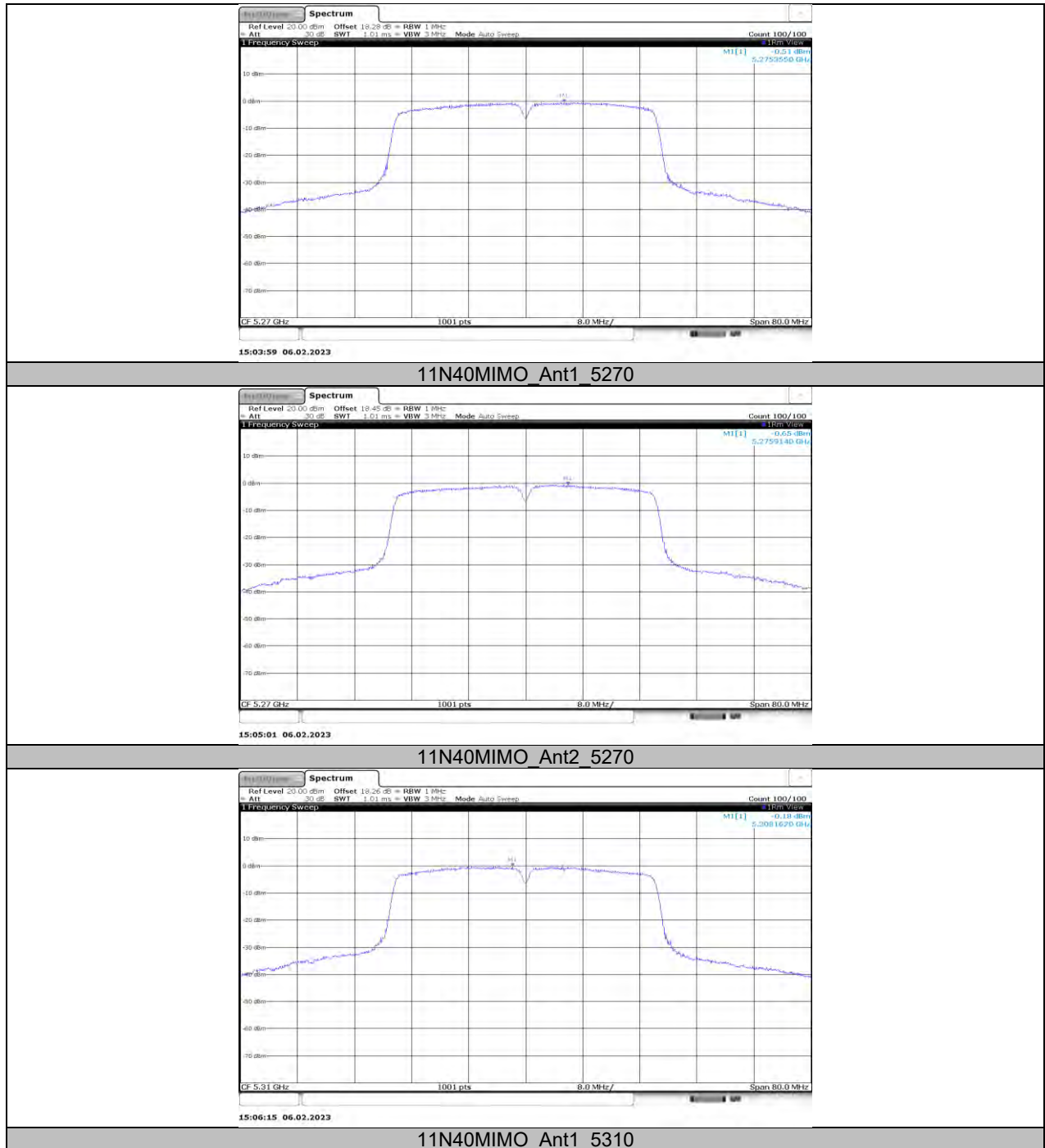
11N40MIMO_Ant2_5190

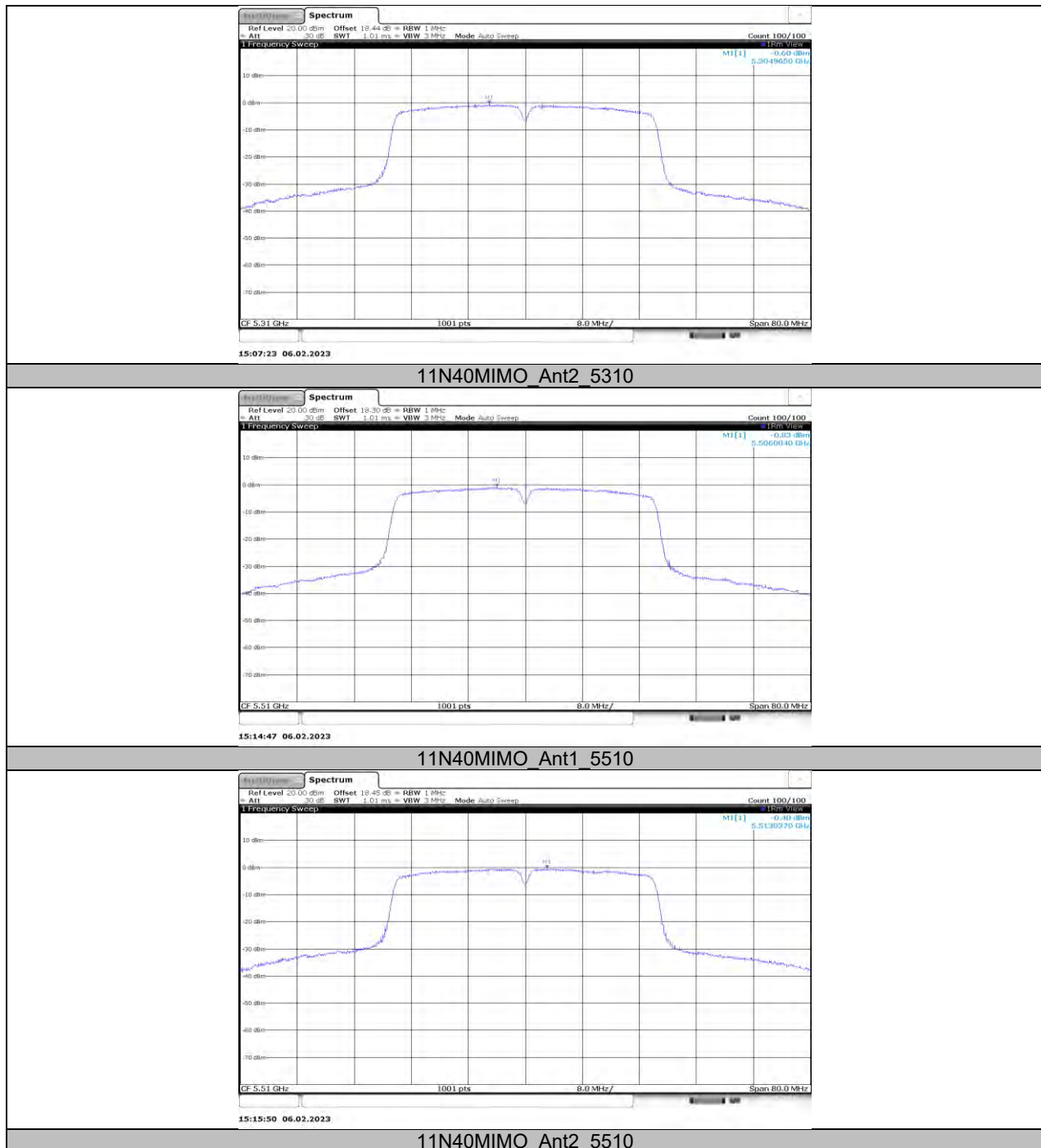


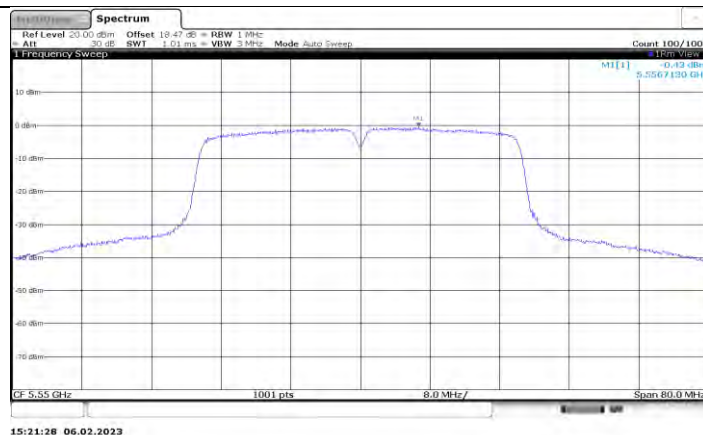
11N40MIMO_Ant1_5230



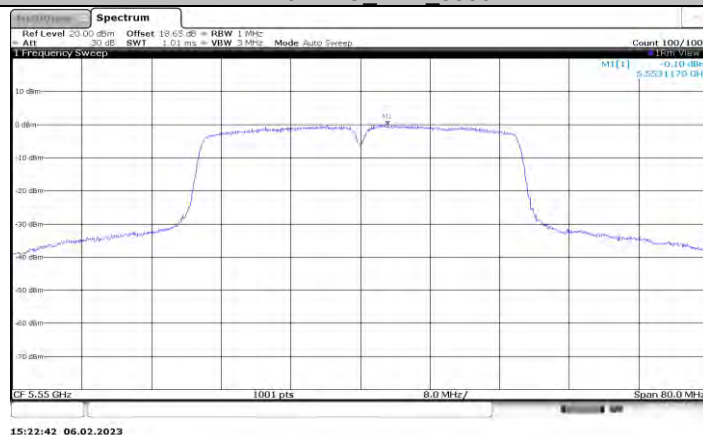
11N40MIMO_Ant2_5230







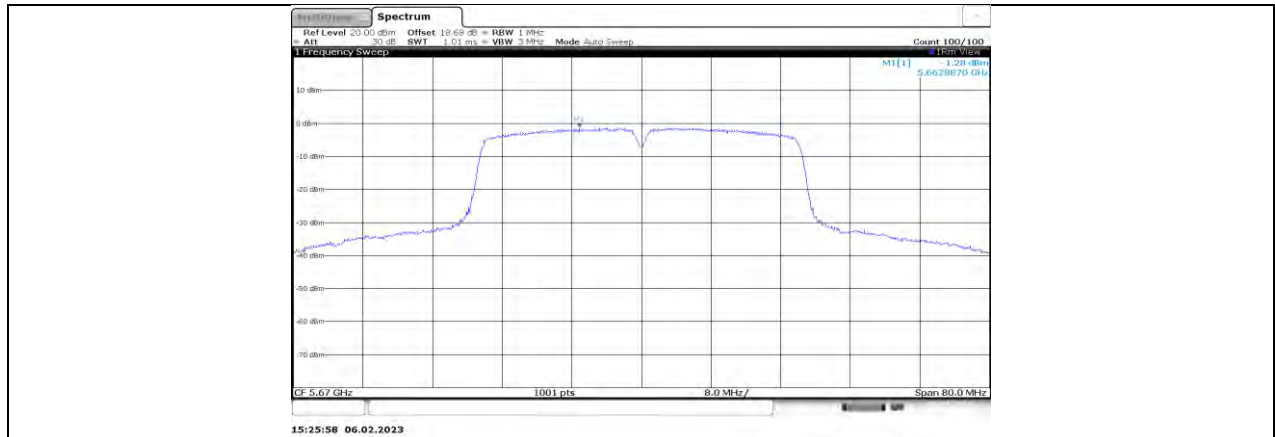
11N40MIMO_Ant1_5550



11N40MIMO_Ant2_5550



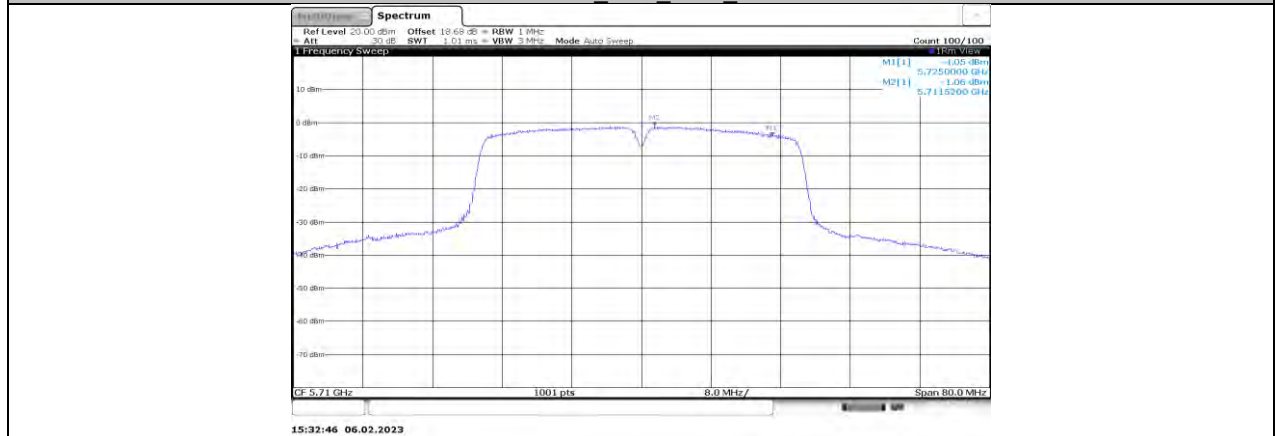
11N40MIMO_Ant1_5670



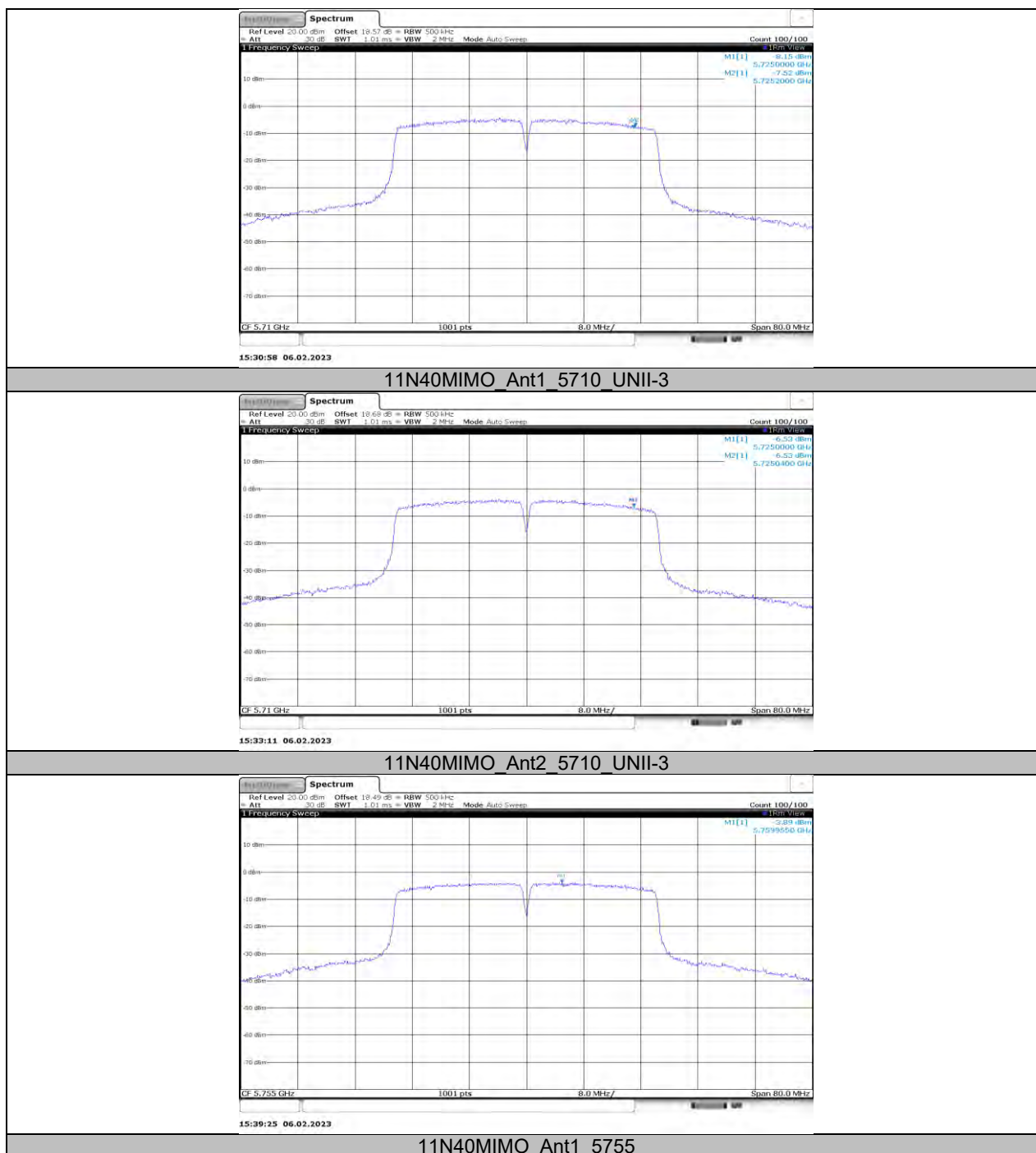
11N40MIMO_Ant2_5670

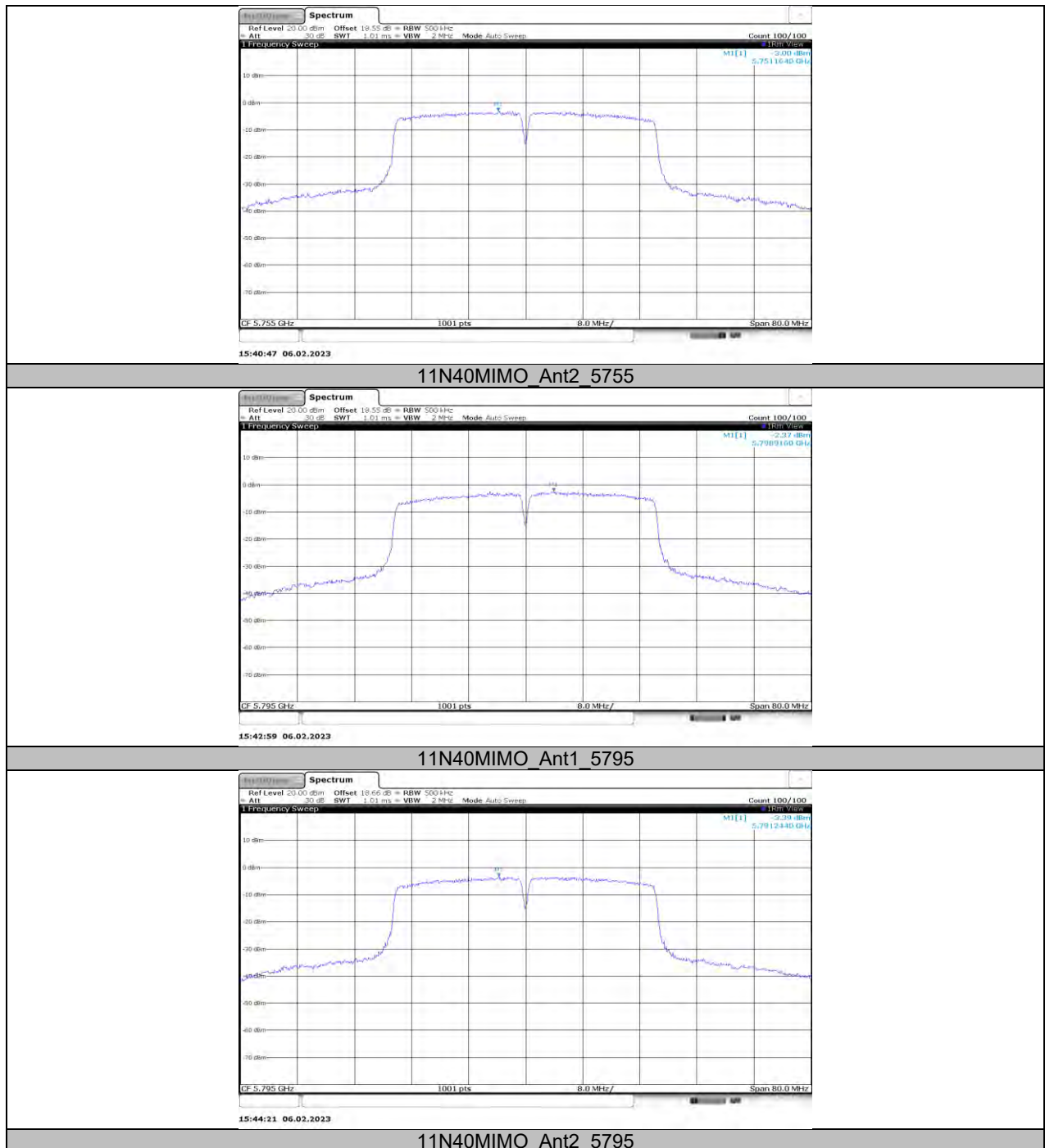


11N40MIMO_Ant1_5710_UNII-2C

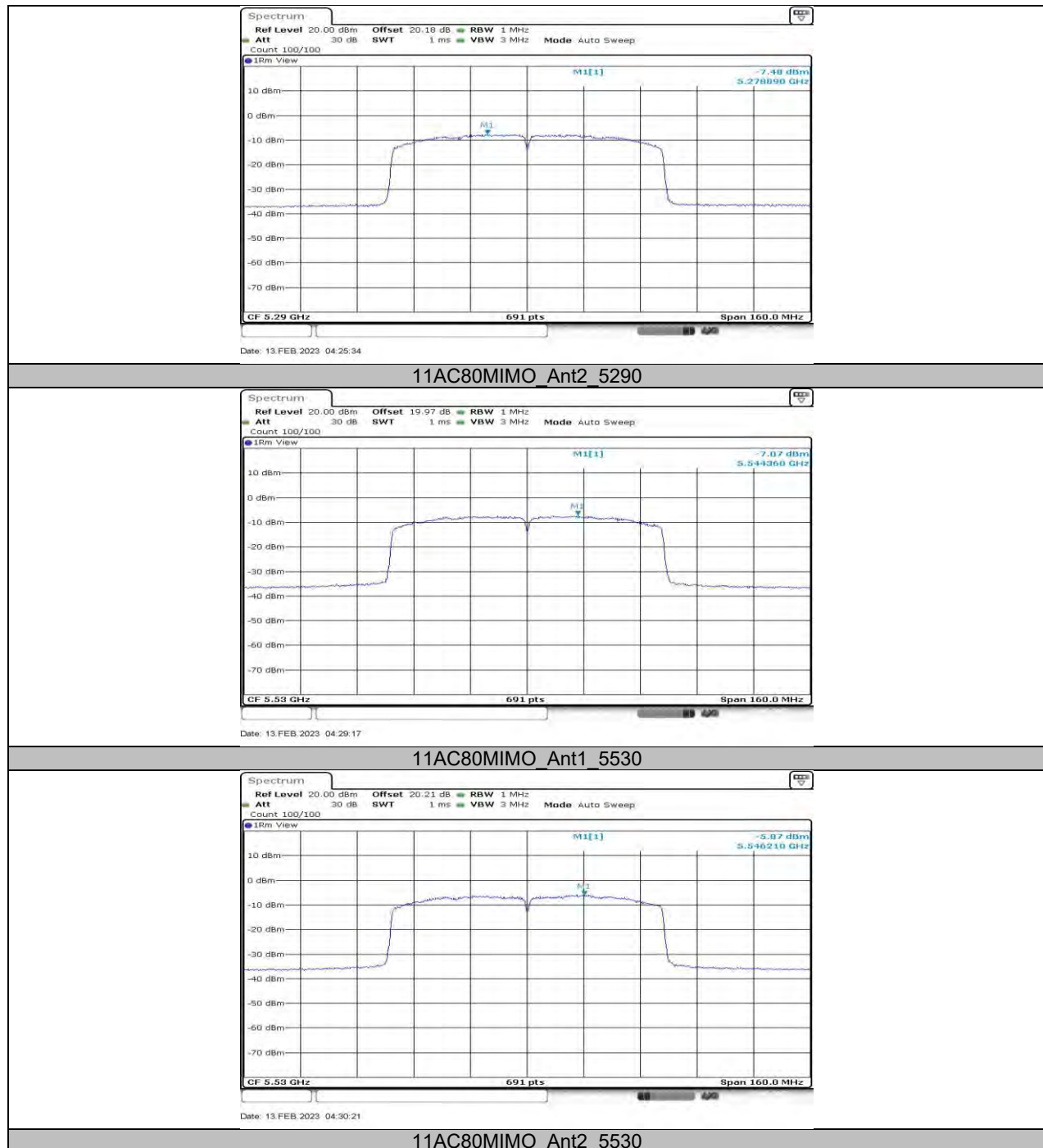


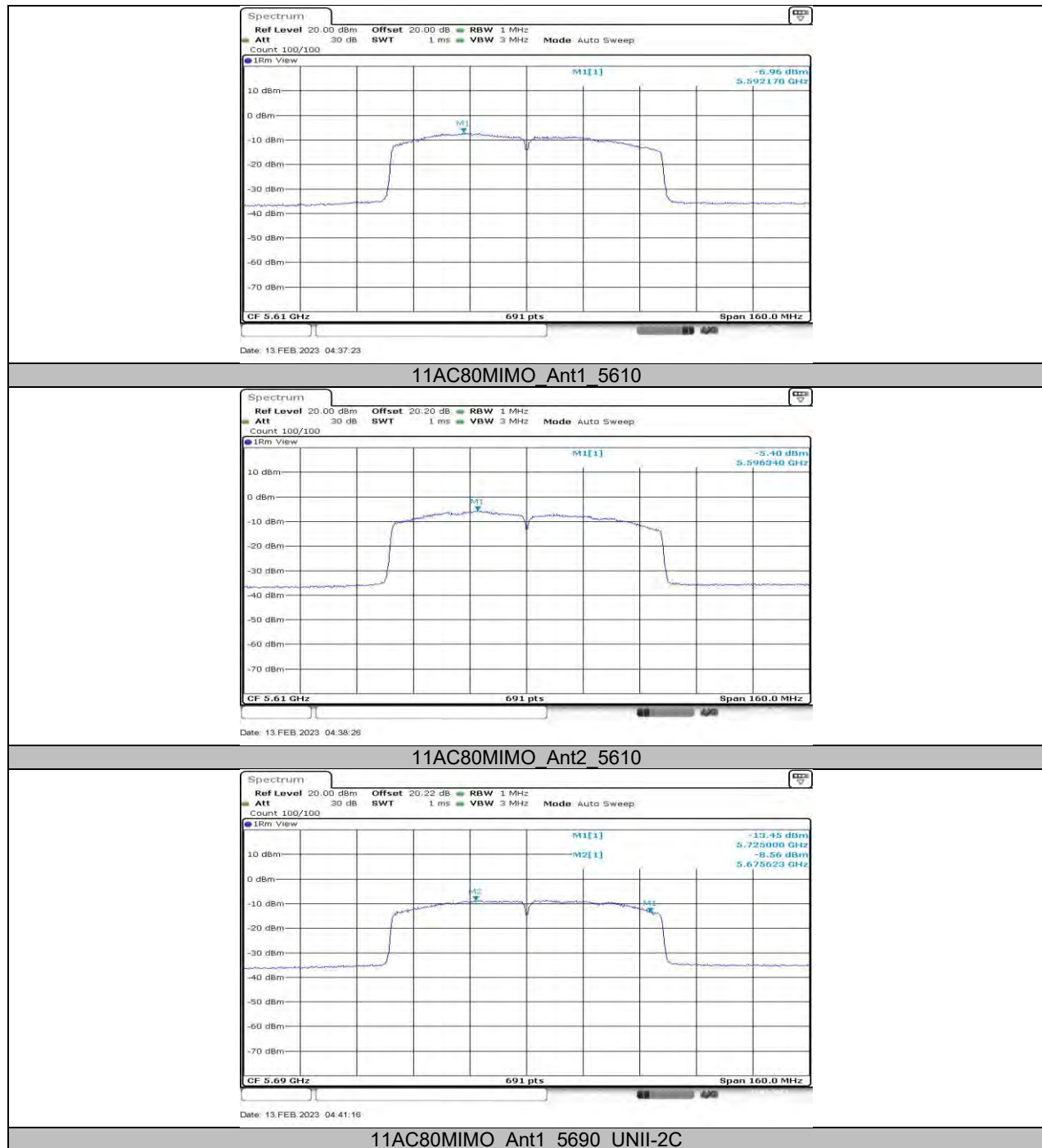
11N40MIMO_Ant2_5710_UNII-2C

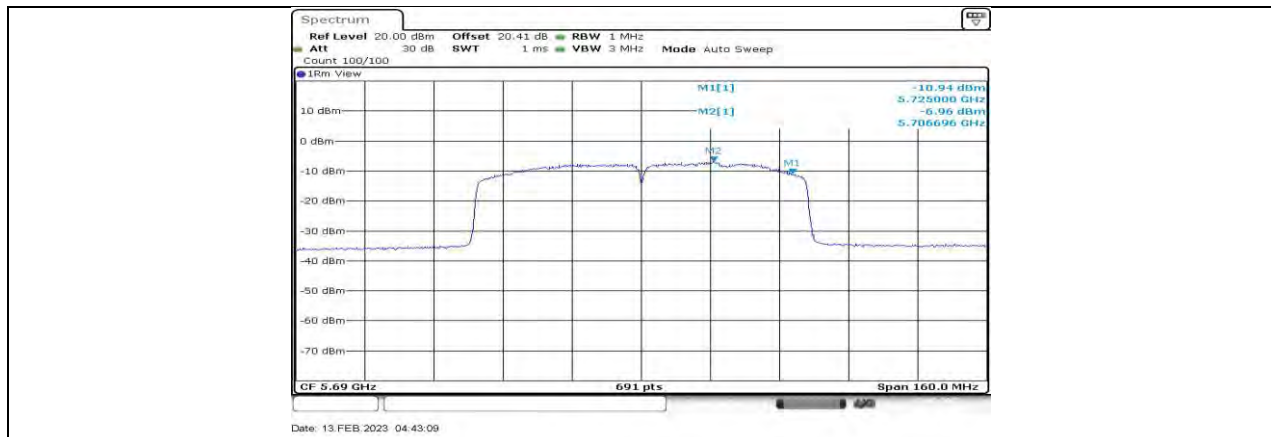












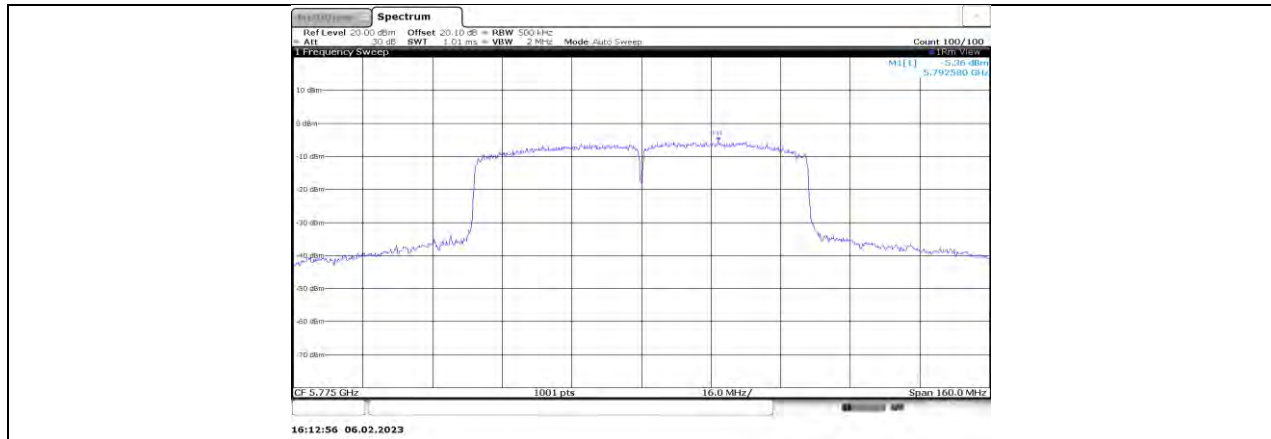
11AC80MIMO_Ant2_5690_UNII-2C



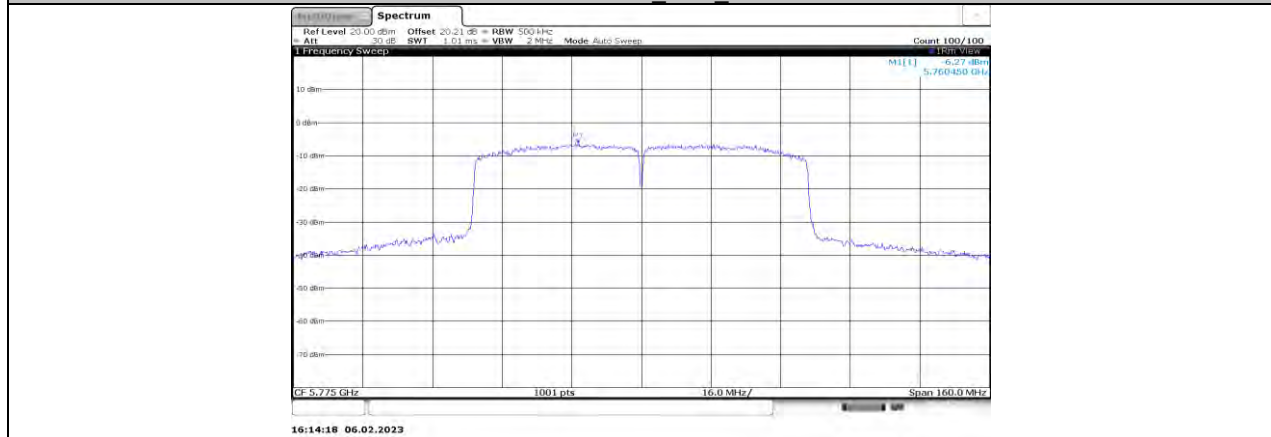
11AC80MIMO_Ant1_5690_UNII-3



11AC80MIMO_Ant2_5690_UNII-3



11AC80MIMO_Ant1_5775



11AC80MIMO_Ant2_5775

11.6. APPENDIX F: FREQUENCY STABILITY

11.6.1. Test Result

Frequency Error vs. Voltage									
802.11a:5200MHz									
Temp.	Volt.	0 Minute		2 Minute		5 Minute		10 Minute	
		Freq.Error (MHz)	Tolerance (ppm)	Freq.Error (MHz)	Tolerance (ppm)	Freq.Error (MHz)	Tolerance (ppm)	Freq.Error (MHz)	Tolerance (ppm)
TN	VL	5199.9860	-2.68	5200.0052	1.00	5200.0235	4.51	5199.9870	-2.49
TN	VN	5199.9999	-0.03	5200.0062	1.19	5199.9759	-4.64	5200.0203	3.91
TN	VH	5199.9901	-1.91	5199.9912	-1.69	5200.0204	3.93	5200.0186	3.58
Frequency Error vs. Temperature									
802.11a:5200MHz									
Temp.	Volt.	0 Minute		2 Minute		5 Minute		10 Minute	
		Freq.Error (MHz)	Tolerance (ppm)	Freq.Error (MHz)	Tolerance (ppm)	Freq.Error (MHz)	Tolerance (ppm)	Freq.Error (MHz)	Tolerance (ppm)
70	VN	5200.0144	2.76	5200.0120	2.31	5200.0012	0.23	5200.0209	4.01
60	VN	5199.9869	-2.52	5200.0027	0.52	5199.9790	-4.05	5199.9999	-0.02
50	VN	5199.9801	-3.82	5199.9920	-1.53	5200.0066	1.27	5200.0239	4.59
40	VN	5199.9842	-3.05	5199.9867	-2.56	5199.9973	-0.51	5200.0011	0.22
30	VN	5200.0027	0.51	5199.9819	-3.48	5199.9918	-1.59	5199.9931	-1.33
20	VN	5199.9962	-0.73	5200.0232	4.47	5199.9835	-3.18	5199.9904	-1.84
10	VN	5200.0078	1.49	5200.0244	4.70	5199.9876	-2.39	5199.9898	-1.96
0	VN	5199.9896	-2.01	5200.0053	1.02	5200.0084	1.62	5200.0192	3.69

Note:

1. All antennas, test modes and test channels have been tested, only the worst data record in the report.
2. For the detail Test Conditions, please refer to section 7.5 TEST ENVIRONMENT.

11.7. APPENDIX G: DUTY CYCLE

11.7.1. Test Result

Test Mode	On Time (msec)	Period (msec)	Duty Cycle x (Linear)	Duty Cycle (%)	Duty Cycle Correction Factor (dB)	1/T Minimum VBW (kHz)	Final setting For VBW (kHz)
11A	1.35	1.85	0.7297	72.97	1.37	0.74	1
11N20MIMO	1.26	1.76	0.7159	71.59	1.45	0.79	1
11N40MIMO	0.62	1.12	0.5536	55.36	2.57	1.61	2
11AC80MIMO	0.31	0.81	0.3827	38.27	4.17	3.23	4

Note:

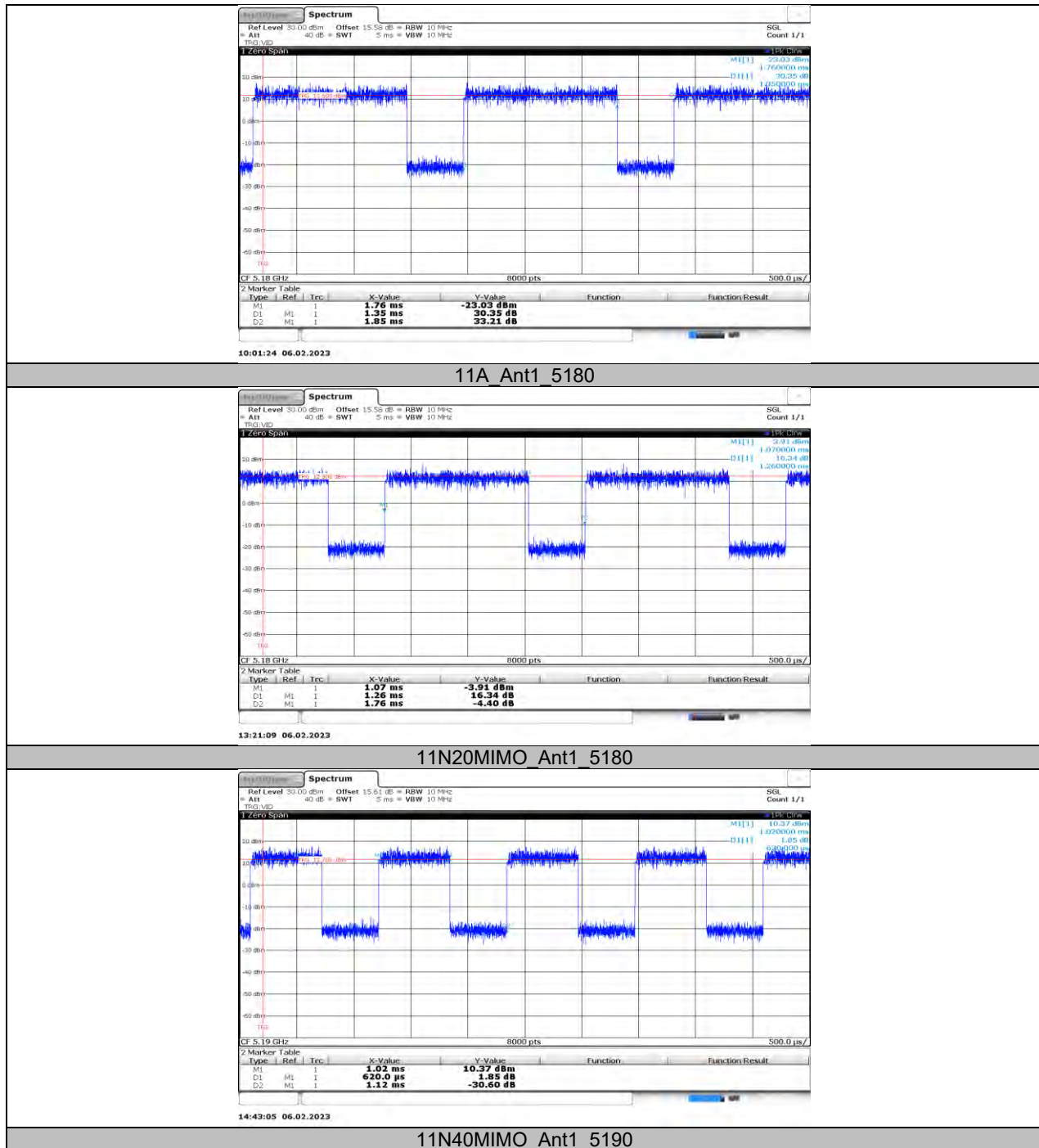
Duty Cycle Correction Factor= $10\log(1/x)$.

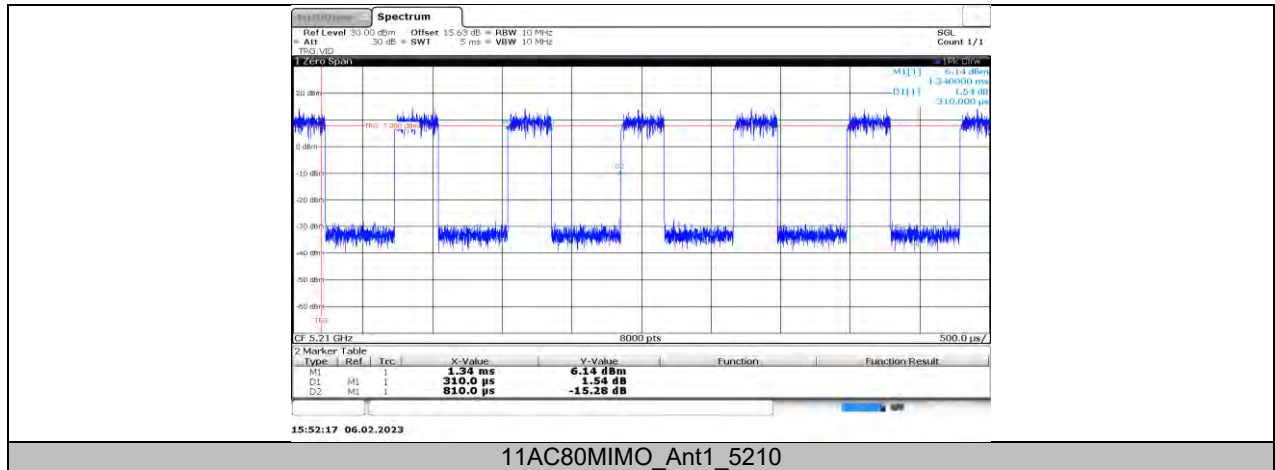
Where: x is Duty Cycle (Linear)

Where: T is On Time

If that calculated VBW is not available on the analyzer then the next higher value should be used.

11.7.2. Test Graphs





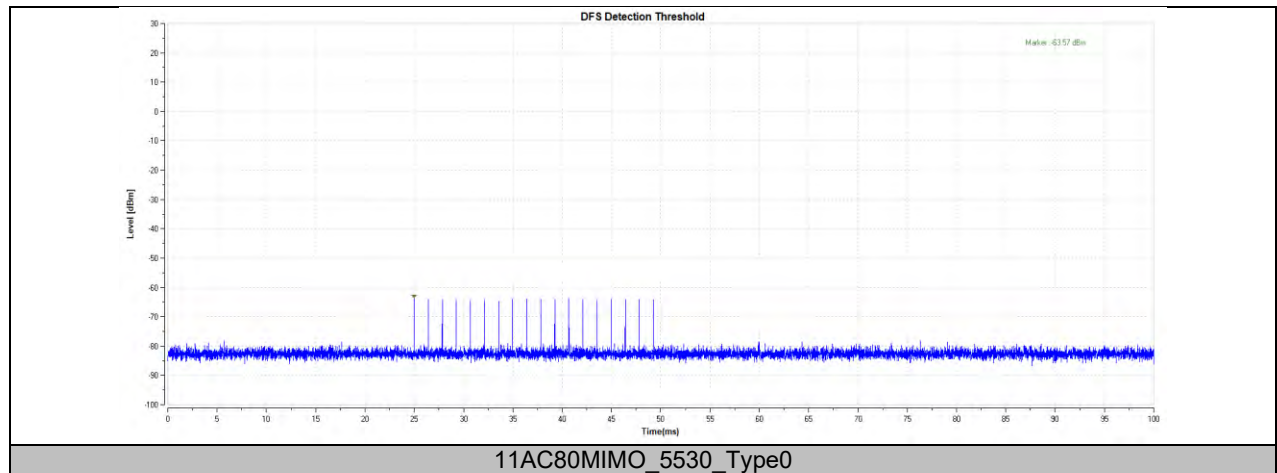
11.8. APPENDIX H: DFS DETECTION THRESHOLDS

11.8.1. Test Result

Test Mode	Channel	Radar Type	Result	Limit[dbm]	Verdict
11AC80MIMO	5530	Type0	-63.57	-59.43	PASS

Note: All modes and channels have been tested, only the worst data record in this report.

11.8.2. Test Graphs



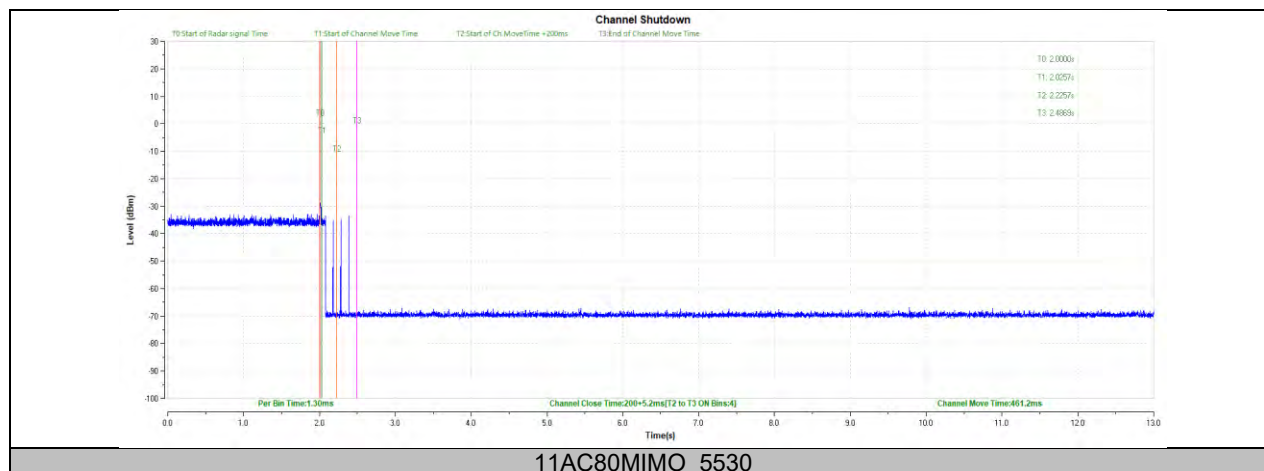
11.9. APPENDIX I: CHANNEL MOVE TIME AND CHANNEL CLOSING TRANSMISSION TIME

11.9.1. Test Result

Test Mode	Channel	CCT[ms]	Limit[ms]	CMT[ms]	Limit[ms]	Verdict
11AC80MIMO	5530	200+5.2	200+60	461.2	10000	PASS

Note: All modes and channels have been tested, only the worst data record in this report.

11.9.2. Test Graphs



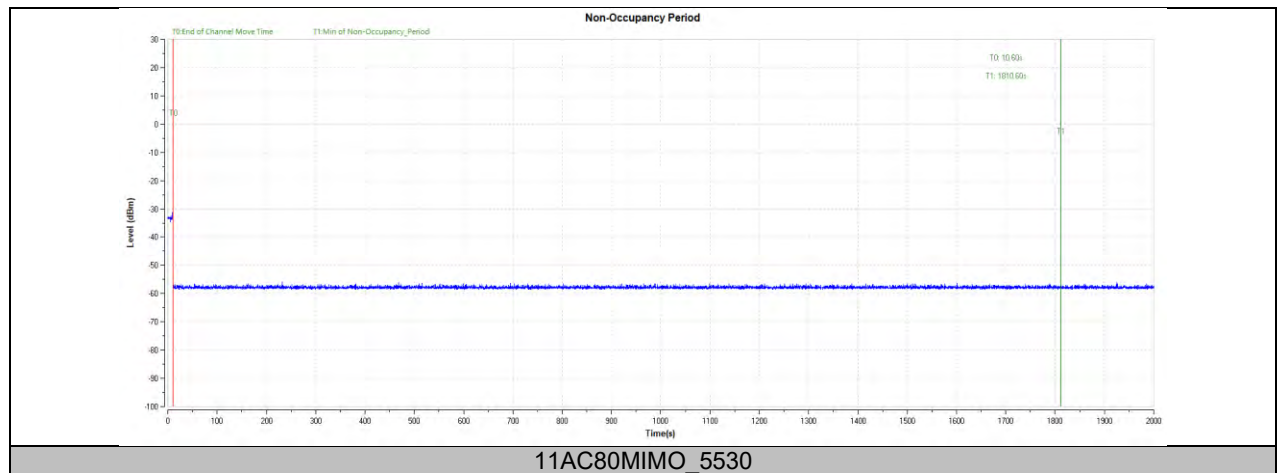
11.10. APPENDIX J: NON-OCCUPANCY PERIOD

Test Result

Test Mode	Channel	Result	Limit[s]	Verdict
11AC80MIMO	5530	see test graph	≥1800	PASS

Note: All modes and channels have been tested, only the worst data record in this report.

11.10.1. Test Graphs



END OF REPORT