



BEITONG iOS GAME CONTROLLER EX

User Manual

IG6-IR10

FCC ID:2AWMK-BTP-MK

Made in China

This device complies with Part 15 of the FCC Rules.

Operation is subject to the following two conditions:

- (1) this device may not cause harmful interference, and
- (2) this device must accept any interference received, including interference that may cause undesired operation.

Changes or modifications not expressly approved by the party responsible for compliance could void the user's authority to operate the equipment.

This equipment has been tested and found to comply with the limits for a Class B digital device, pursuant to Part 15 of the FCC Rules. These limits are designed to provide reasonable protection against harmful interference in a residential installation. This equipment generates, uses and can radiate radio frequency energy and, if not installed and used in accordance with the instructions, may cause harmful interference to radio communications. However, there is no guarantee that interference will not occur in a particular installation.

If this equipment does cause harmful interference to radio or television reception, which can be determined by turning the equipment off and on, the user is encouraged to try to correct the interference by one or more of the following measures:

- Reorient or relocate the receiving antenna.
- Increase the separation between the equipment and receiver.
- Connect the equipment into an outlet on a circuit different from that to which the receiver is connected.
- Consult the dealer or an experienced radio/TV technician for help.

Note:

Hereby, [Guangzhou Pinzhong Electronic Technology CO., Ltd.] declares that the radio equipment type [designation of type of radio equipment] is in compliance with Directive 2014/53/EU. The full text of the EU declaration of conformity is available at the following internet address: WWW.BETOP-CN.COM

This device may be operated in all member states of the EU. Do not expose your device to extreme temperatures lower than -10°C and higher than +45°C.

The product shall only be connected to a USB interface of version USB2.0 Adapter

The plug considered as disconnect device of adapter

Adapter shall be installed near the equipment and shall be easily accessible.

Manufacture: Guangzhou Pinzhong Electronic Technology CO., Ltd.

Model No.: BTP-IG6

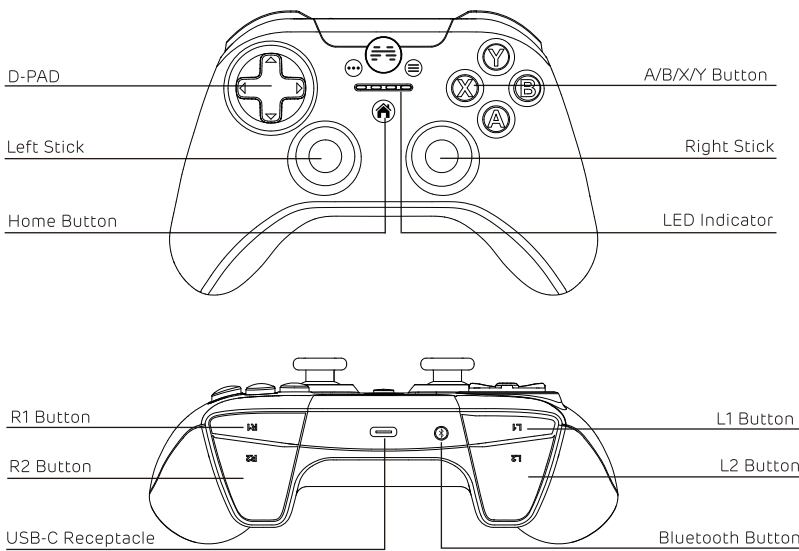
I/p: DC-5V, MAX/1A

The device has been evaluated to meet general RF exposure requirement.

The device can be used in portable exposure condition without restriction.

P1

Layout



P2

Includes



Bluetooth Controller X1



User Manual X1



Warranty Card X1



Charging Cable X1

Highlights

Officially licensed by Apple

Compatible with hundreds of MFi-compatible games

Bluetooth 4.1 connectivity and 1000mAh rechargeable battery

Recharge by USB-C cable



Scan the QR code to follow our Wechat official account

P3

Compatibility

Requires iPhone, iPad, iPod touch with iOS 10.0 or later.

iPhone, iPad, iPod touch logo are trademarks of Apple Inc.



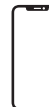
iPhone X



iPhone XR



iPhone Xs



iPhone Xs Max



iPhone 11



iPhone 11 Pro



iPhone 11 Pro Max



iPad
7th generation




iPad Air
3rd generation



iPad mini
5th generation




iPad Pro (11-inch)



iPad Pro (12.9-inch)
2nd generation

P4


How to use

When first use, press the  button to power on the game controller; the LED will flash, the controller will attempt to connect the Apple device which open the bluetooth function. The controller will turn off automatically after 2 minutes if it does not connect.

Open the Apple device bluetooth, it will search the device automatically, choose the BTP-IG6 to connect, once connected, the LED 1 will be lit.



Turn off


Press and hold the  button for 5 seconds to turn off the controller.

P5

Pairing

Turn on the controller, if the controller has no saved pairings, it will automatically enter pairing mode. To manually enter pairing mode, press and hold the Bluetooth button for 1 second. When entering pairing mode, the LED indicator will flash quickly. Once connected, the LED indicator will be lit. The controller may be paired to multiple Apple devices.

Wake up&Reconnect

Once connected, the controller will turn off automatically after 10 minutes of inactivity. To wake up the controller, please press the  button.

When you wake up the controller, it will attempt to reconnect to the last connected Apple device.

P6

Battery charging

Low battery	The LED 1 will flash, at this time the controller needs to be charged.
To charge	Connect the controller to a USB power source, USB dedicated charging port or standard USB port using a USB-C cable.
Battery charging LED indicate	Connected: The controller can be used when charging, at this time, LED1 will be lit. When charging is completed, LED1~4 will be lit, then fade them off.
	Turn off state: when the controller is charging, the LED will indicate the current charge level. If LEDs flash and cycle from LED1 to 4 continuously, battery is <25%. If LED1 is on, flash and cycle from LED2 to 4 continuously, battery is <50%. If LED1~2 is on, flash and cycle from LED3 to 4 continuously, battery is <75%. If LED1~3 is on, LED4 flash, battery is >75%. When charging is completed, then fade them off.

P7

Warnings

Connectivity warning :

This product operates on 2.4GHz frequency range. There may be other wireless devices that use the same frequency range, to prevent radio wave interference, please do not use this product in the complex radio wave environment.

Battery warning:

This battery contains Sulfuric Acid which may cause severe burns. Do not get in eyes, on skin or clothing.

Charging warning:

Use the correct battery charger. Using an improper charging method may result in fire or explosion.

Play healthy:

Do not keep playing games for a long time, please pay attention to proper rest.

P8

Troubleshooting

Q: Controller does not respond

- A:
1. Please check that the Apple device you are using is compatible with our product.
 2. Please make sure that the version of iOS is 10.0 or later.

Q: Why can't I play games

- A:
- Please check the game you play is MFi-compatible or not.

Q: Unable to pair with device

- A:
1. Please check that the Bluetooth is enabled on the Apple device.
 2. Turn off the controller, and try pairing again.

P9

Specification

Name	BETOP iOS GAME CONTROLLER EX
Model	BTP-IG6
Compatibility	Requires iPhone, iPad, iPod touch with iOS 10.0 or later
Package size	192x140x79MM
Product size	158x106x62MM
Weight	About 240g
Operating temperature range	-20°C~+65°C
Operating humidity range	20-80%
Battery	1000mAh rechargeable Lithium ion battery
Operating current	Approx 11mAh

P10

Warranty Guide

Dear customer: thank you for purchasing our product, when you use this product, if you meet any questions or quality problems, you can connect with us as follows:

1. Call us: 400-096-3918, service time: 9:30-18:00
2. Send an e-mail to 4006754300@b.qq.com
3. Leave a message on our website: www.betop-cn.com

The following warranty regulations are according to the Three guarantees:

Free return, repair or replacement is available within 7 days of invoice because of product quality problem.

Free repair or replacement is available within 15 days of invoice because of product quality problem.

Free repair is available within one year of invoice because of product quality problem.

Payment for repair if beyond the warranty period. (Warranty period: one year)

Note: This warranty guide is not suitable for suspended production.

Out of warranty

1. Without invoice or receipt issued.
2. The invoice or receipt issued description is non-compliant with the product.
3. The brittle label was broken or altered.
4. Beyond the warranty period.
5. The malfunction and damage caused by incorrect use, unauthorized repairs and alteration.

P11