



ELECTROMAGNETIC EMISSION COMPLIANCE REPORT FOR FCC CLASS B CERTIFICATION

Test report file number : E036R-055

Applicant : SAROTECH CO., LTD.

Address : Hangang Bldg. 1549-7, Seocho-Dong, Seocho-Ku, Seoul, 137-070, Korea.

Manufacturer : SAROTECH CO., LTD.

Address : Hangang Bldg. 1549-7, Seocho-Dong, Seocho-Ku, Seoul, 137-070, Korea.

Type of Equipment : POCKET HARD DISK DRIVE (Peripheral Device for Class B Computing Device)

FCC ID : PBCFHD-256

Model Name : FHD-256

Multiple Model Name : N/A

Serial number : N/A

Total page of Report : 11 pages (including this page)


Date of Incoming : May 25, 2003


Date of Issuing : June 16, 2003

SUMMARY

The equipment complies with the requirements of **FCC CFR 47 PART 15 SUBPART B, Class B.**

This test report contains only the results of a single test of the sample supplied for the examination. It is not a general valid assessment of the features of the respective products of the mass-production.

Prepared by: 
G. W. Lee/ Chief Engineer
EMC Div.
ONETECH Corp.

Reviewed by: 
Y. K. Kwon/ Director
EMC Div.
ONETECH Corp.



CONTENTS

	Page
1. VERIFICATION OF COMPLIANCE.....	3
2. GENERAL INFORMATION	4
2.1 PRODUCT DESCRIPTION	4
2.2 RELATED SUBMITTAL(S) / GRANT(S).....	4
2.3 TEST SYSTEM DETAILS	4
2.4 TEST METHODOLOGY	4
2.5 TEST FACILITY	4
3. SYSTEM TEST CONFIGURATION.....	5
3.1 JUSTIFICATION	5
3.2 EUT EXERCISE SOFTWARE.....	5
3.3 CABLE DESCRIPTION.....	5
3.4 NOISE SUPPRESSION PARTS ON CABLE	6
3.5 EQUIPMENT MODIFICATIONS.....	7
3.6 CONFIGURATION OF TEST SYSTEM.....	7
4. PRELIMINARY TEST	7
4.1 AC POWER LINE CONDUCTED EMISSION TEST.....	7
4.2 RADIATED EMISSION TEST	7
5. FINAL RESULT OF MEASUREMENT	8
5.1 CONDUCTED EMISSION TEST	8
5.2 CONDUCTED EMISSION TEST	9
TEST DATA FOR AC/DC ADAPTOR.....	10
TEST DATA FOR USB CABLE.....	11
5.3 RADIATED EMISSION TEST	12
6. FIELD STRENGTH CALCULATION	13
7. LIST OF TEST EQUIPMENT.....	14

**1. VERIFICATION OF COMPLIANCE**

- APPLICANT : SAROTECH CO., LTD.
- ADDRESS : Hangang Bldg. 1549-7, Seocho-Dong, Seocho-Ku, Seoul, 137-070, Korea.
- CONTACT PERSON : Mr. Cheol-Young, Cho / Manager
- TELEPHONE NO : +82-2-585-4501
- FCC ID : PBCFHD-256
- MODEL NO/NAME : FHD-256
- SERIAL NUMBER : N/A
- DATE : June 16, 2003

DEVICE TYPE	Peripheral Device for Class B Computing Device - Unintentional Radiator
E.U.T. DESCRIPTION	POCKET HARD DISK DRIVE
THIS REPORT CONCERNS	ORIGINAL GRANT
MEASUREMENT PROCEDURES	ANSI C63.4/1992
TYPE OF EQUIPMENT TESTED	PRE-PRODUCTION
KIND OF EQUIPMENT AUTHORIZATION REQUESTED	CERTIFICATION
EQUIPMENT WILL BE OPERATED UNDER FCC RULES PART(S)	FCC PART 15, SECTION 15.101
MODIFICATIONS ON THE EQUIPMENT TO ACHIEVE COMPLIANCE	No
FINAL TEST WAS CONDUCTED ON	10 METER OPEN AREA TEST SITE

- This device has shown compliance with the conducted emissions limits in 15.107 adopted under FCC 02-107 (ET Docket 98-80). The device may be marketed after July 11, 2005 and is not affected by the 15.37(j) transition provisions.
- The above equipment was tested by ONETECH Corp. for compliance with the requirement set forth in the FCC Rules and Regulations. This said equipment in the configuration described in this report, shows the maximum emission levels emanating from equipment are within the compliance requirements.



2. GENERAL INFORMATION

2.1 Product Description

The SAROTECH CO., LTD., Model FHD-256 (referred to as the EUT in this report) is a POCKET HARD DISK DRIVE that is interfaced to personal computer via USB port. Product specification described herein was obtained from product data sheet or user's manual.

CHASSIS TYPE	Metal
LIST OF EACH OSC. Or CRY. FREQ.(FREQ.>=1MHz)	12 MHz
NUMBER OF LAYERS	4 Layers
EXTERNAL CONNECTOR	USB and DC in port

Model Differences:

The difference(s) compared to the EUT is as follows: none

2.2 Related Submittal(s) / Grant(s)

Original submittal only

2.3 Test System Details

The model numbers for all the equipments that were used in the tested system is:

Model	Manufacturer	FCC ID	Description	Connected to
FHD-256	SAROTECH CO., LTD.	PBCFHD-256	POCKET HARD DISK DRIVE (EUT)	PC
GX240	DELL Computer Corp.	DOC	PC	-
KB-9963	Compaq	DOC	Keyboard	PC
X06-08477	MICROSOFT CORP.	DOC	Mouse	PC
2225C	HP	DSI6XU2225	Printer	PC
020-0470	Cardinal	GDE0196	Modem	PC
KP-106B	N/A	DSI6XU2225	Adaptor	EUT
MHS2040AT	FUJITSU (THAILAND) CO. LTD	N/A	HDD	EUT
E551	DELL Computer Corp.	DOC	Monitor	PC

*. The applicant not supplied user with adaptor.

2.4 Test Methodology

Both conducted and radiated testing was performed according to the procedures in ANSI C63.4/1992. Radiated testing was performed at a distance of 10 meters from EUT to the antenna.

2.5 Test Facility

The open area test site and conducted measurement facilities are located on at 426-1 Daessangryung-Ri, Chowol-Myun, Kwangju-Kun, Gyunggi-Do 464-080 Korea. Description details of test facilities were submitted to the Commission on January 18, 2002. (Registration Number: 92819)



3. SYSTEM TEST CONFIGURATION

3.1 Justification

This device was configured for testing in a typical way as a normal customer is supposed to be used. During the test, the following components were installed inside of the EUT.

DEVICE TYPE	MANUFACTURER	MODEL/PART NUMBER	FCC ID
MAIN B'D	SAROTECH CO., LTD.	FHD-256U2 (PL2507) Rev 1.0	N/A

3.2 EUT exercise Software

After connecting the EUT to a computer, data were continuously read and written from the HDD of the computer to the EUT.

3.3 Cable Description

	Power Cord Shielded (Y/N)	I/O cable Shielded (Y/N)	Length (M)
POCKET HARD DISK DRIVE (EUT)	N/A	N/A	-
PC	N	-	1.5 (P),
Keyboard	N/A	N	1.0 (D)
Mouse	N/A	N	1.0 (D)
Printer	N	Y	1.5 (P), 1.5 (D)
Modem	N	Y	1.5 (P), 1.5 (D)
Adaptor	N	N/A	1.5 (P)
HDD	N/A	N	0.1 (D)
Monitor	N	Y	1.5 (P), 1.0 (D)

* The marked "(P)" means the Power Cable and "(D)" means the I/O Cable.

**3.4 Noise Suppression Parts on Cable**

	Ferrite Bead (Y/N)	Location	Metal Hood (Y/N)	Location
POCKET HARD DISK DRIVE (EUT)	Y	EUT END	Y	BOTH END
PC	N	N/A	-	-
Keyboard	N	N/A	Y	PC END
Mouse	N	N/A	Y	PC END
Printer	N	N/A	Y	BOTH END
Modem	N	N/A	Y	BOTH END
Adaptor	N	N/A	Y	NOTEBOOK PC END
HDD	N	N/A	Y	BOTH END
Monitor	Y	PC END	Y	PC END



3.5 Equipment Modifications

To achieve compliance to CLASS B levels, the following change(s) was made by ONETECH Corp. during compliance testing:

“There were no Modified items during EMI test”

3.6 Configuration of Test System

Line Conducted Test : The EUT was connected to USB port of personal computer and the power line of personal computer was connected to LISN. All supporting equipments were connected to another LISN. Using the procedure in ANSI C63.4/1992 7.2.3 to determine the worse operating conditions performed preliminary Power line Conducted Emission test.

Radiated Emission Test : Preliminary radiated emission test was conducted using the procedure in ANSI C63.4/1992 8.3.1.1 to determine the worse operating conditions. Final radiated emission test was conducted at 10 meters open area test site.

4. PRELIMINARY TEST

4.1 AC Power line Conducted Emission Test

During Preliminary Test, the following operating mode was investigated

Operation Mode	The Worse operating condition (Please check one only)
Data were continuously read and write via USB	X
Data were continuously read and write via USB and adaptor was connected to the EUT	X

4.2 Radiated Emission Test

During Preliminary Test, the following operating mode was investigated

Operation Mode	The Worse operating condition (Please check one only)
Data were continuously read and write via USB	
Data were continuously read and write via USB and adaptor was connected to the EUT	X



5. FINAL RESULT OF MEASUREMENT

Preliminary test was done in normal operation mode. And the final measurement was selected for the maximized emission level

5.1 Conducted Emission Test

Humidity Level : 34 % Temperature: 27 °C
 Limits apply to : FCC CFR 47, PART 15, SUBPART B, SECTION 15.107 (a)
 Type of Test : CLASS B
 Result : PASSED BY -16.99 dB at 11.09 MHz at Peak mode

EUT : POCKET HARD DISK DRIVE Date: June 11, 2003
 Operating Condition : Data were continuously read and write via USB
 Detector : CISPR Quasi-Peak (6 dB Bandwidth: 9 kHz)

Frequency (MHz)	Line	Peak (dBuV)		Margin (dB)
		Emission level	Q.P Limits	
0.28	H	32.19	60.97	-28.78
0.35	H	33.02	58.96	-25.94
0.56	N	32.18	56.00	-23.82
1.04	N	33.17	56.00	-22.83
11.09	H	43.01	60.00	-16.99
17.07	N	40.13	60.00	-19.87
Frequency (MHz)	Line	Average (dBuV)		Margin (dB)
		Emission level	Limits	
-				
-				

Line Conducted Emission Tabulated Data

Remark : "H": Hot Line, "N": Neutral line, "P": Peak detect

Average data was not recorded, because Peak values were under the average limit.

기홍

Tested by: Gi-Hong, Nam / Test Engineer



5.2 Conducted Emission Test

Humidity Level : 34 %

Temperature: 27 °C

Limits apply to : FCC CFR 47, PART 15, SUBPART B, SECTION 15.107 (a)

Type of Test : CLASS B

Result : PASSED BY -10.17 dB at 0.15 MHz at Peak mode

EUT : POCKET HARD DISK DRIVE

Date: June 11, 2003

Operating Condition : Data were continuously read and write via USB and adaptor was connected to the EUT.

Detector : CISPR Quasi-Peak (6 dB Bandwidth: 9 kHz)

Frequency (MHz)	Line	Peak (dBuV)		Margin (dB)
		Emission level	Q.P Limits	
0.15	H	55.83	66.00	-10.17
0.40	N	43.26	57.96	-14.70
0.79	N	41.09	56.00	-14.91
1.88	N	41.67	56.00	-14.33
4.59	N	39.56	56.00	-16.44
18.49	N	42.88	60.00	-17.12
Frequency (MHz)	Line	Average (dBuV)		Margin (dB)
		Emission level	Limits	
0.15	H	39.28	56.00	-16.72
0.40	N	41.40	47.96	-6.56
0.79	N	39.23	46.00	-6.77
1.88	N	39.07	46.00	-6.93
4.59	N	38.57	46.00	-7.43
18.49	N	32.35	50.00	-17.65

Line Conducted Emission Tabulated Data

Remark : "H": Hot Line, "N": Neutral line, "P": Peak detect

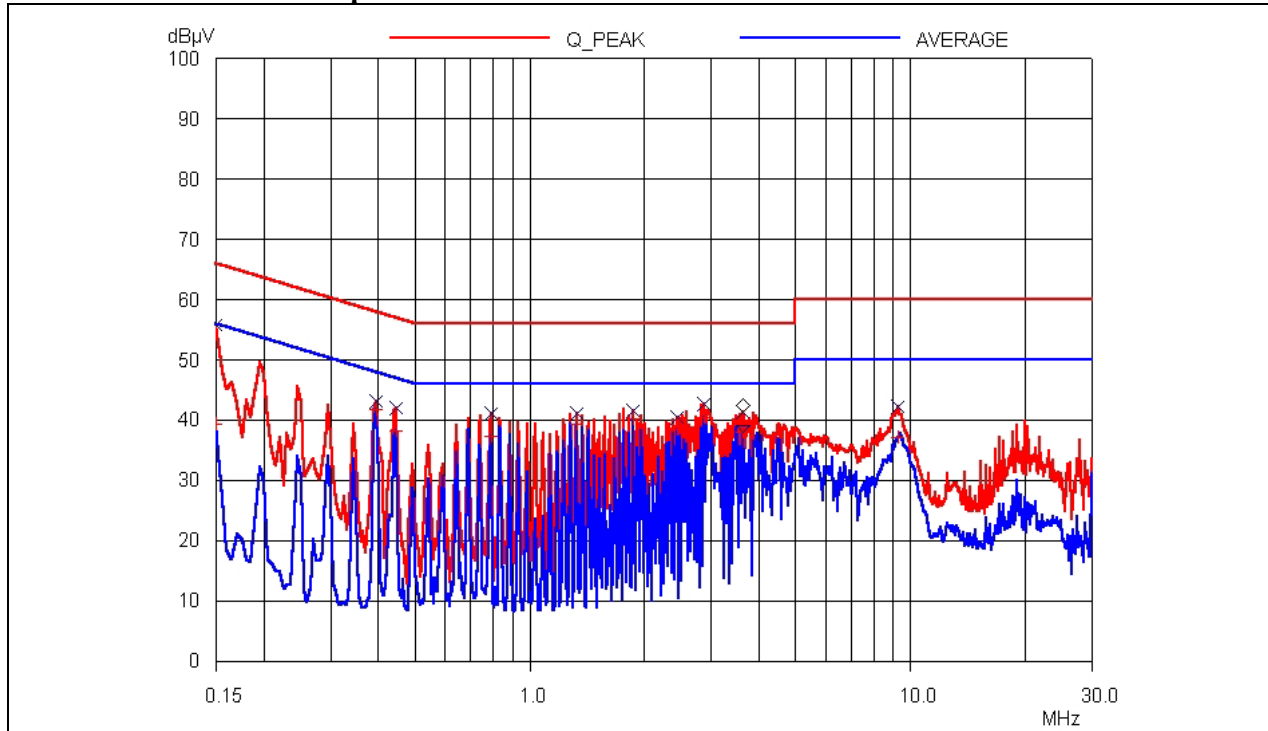
See next page for an overview sweep performed with peak and average detector.

기홍

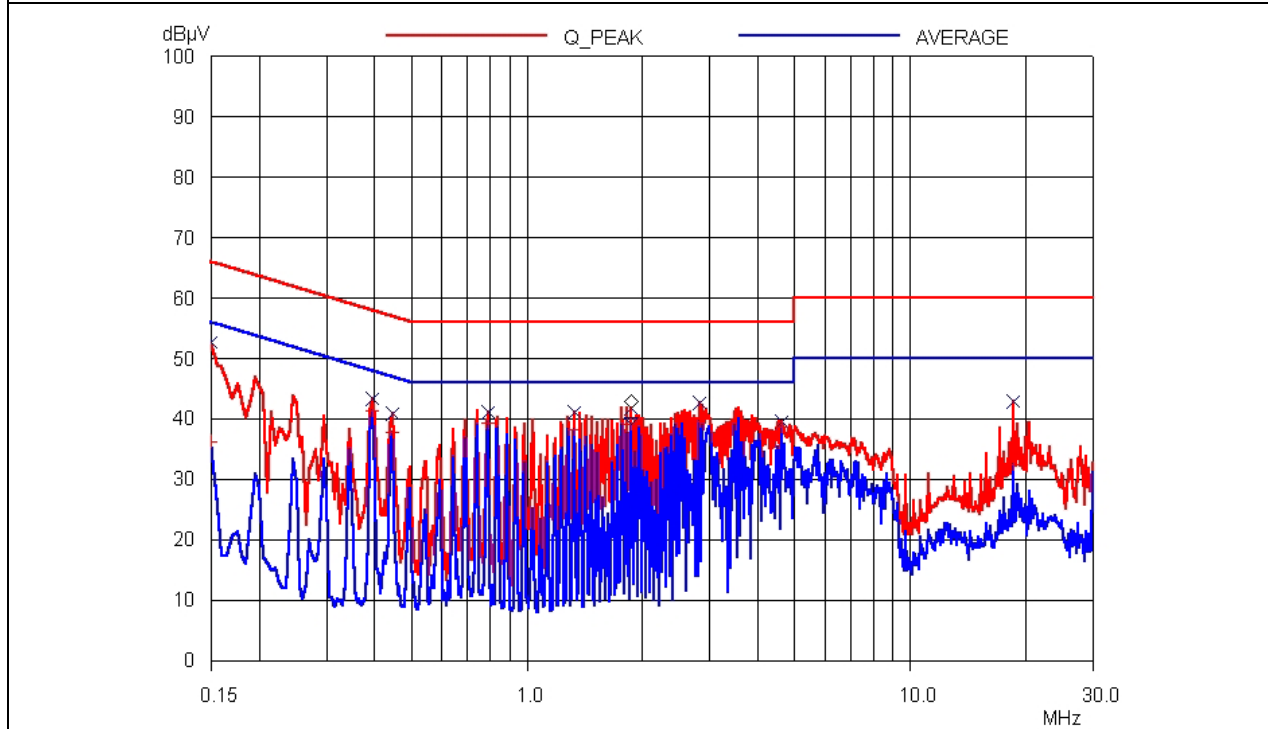
Tested by: Gi-Hong, Nam / Test Engineer



Test data for AC/DC Adaptor



HOT LINE



NEUTRAL LINE

This report shall not be reproduced except in full without our written approval.

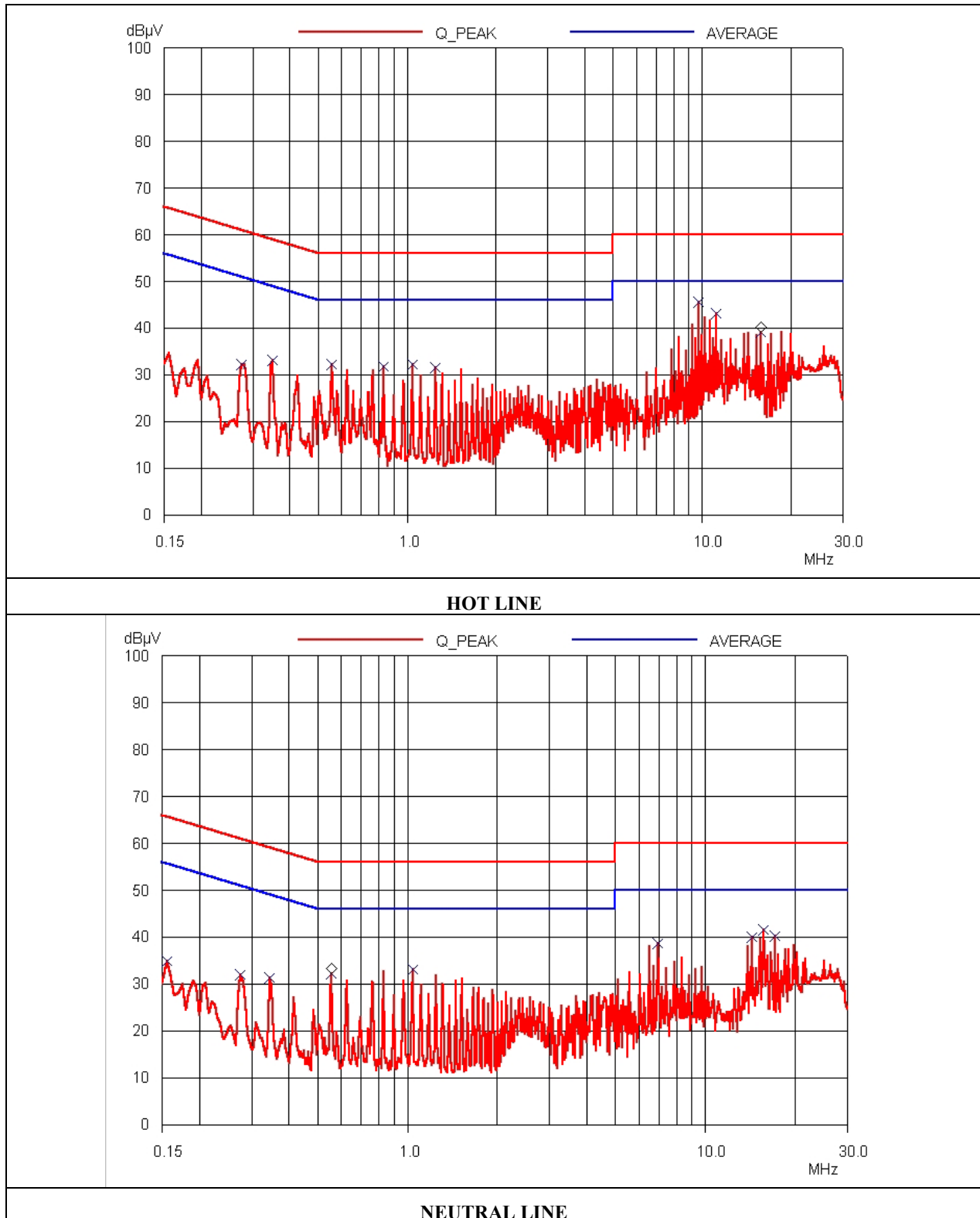
EMC-003 (Rev.0)

HEAD OFFICE : #505 SK APT. Factory 223-28, Sangdaewon 1 Dong, Jungwon-Gu, Seongnam-City, Gyunggi-Do, 462-121, Korea
(TEL: +82-31-746-8500, FAX: +82-31-746-8700)

EMC Testing Dept : 426-1 Daessangryung-Ri, Chowol-Myun, Kwangju-City, Gyunggi-Do 464-860 Korea. (TEL: +82-31-765-8289, FAX: +82-31-766-2904)



Test data for USB cable



This report shall not be reproduced except in full without our written approval.

EMC-003 (Rev.0)

HEAD OFFICE : #505 SK APT. Factory 223-28, Sangdaewon 1 Dong, Jungwon-Gu, Seongnam-City, Gyunggi-Do, 462-121, Korea
(TEL: +82-31-746-8500, FAX: +82-31-746-8700)

EMC Testing Dept : 426-1 Daessangryung-Ri, Chowol-Myun, Kwangju-City, Gyunggi-Do 464-860 Korea. (TEL: +82-31-765-8289, FAX: +82-31-766-2904)



5.3 Radiated Emission Test

The following table shows the highest levels of radiated emission on both polarizations of horizontal and vertical.

Humidity Level : 47 % Temperature: 28 °C
 Limits apply to : FCC CFR 47, PART 15, SUBPART B, SECTION 15.109 (a), CISPR 22
 Type of Test : CLASS B
 Result : PASSED BY -4.01 dB at 798.80 MHz

EUT : POCKET HARD DISK DRIVE Date: June 11, 2003
 Operating Condition : Data were continuously read and write via USB and adaptor was connected to the EUT.
 Detector : CISPR Quasi-Peak (6 dB Bandwidth: 120 kHz)
 Distance : 10 Meter

Radiated Emissions		Ant	Correction Factors		Total	FCC CLASS B	
Freq. (MHz)	Amp. (dBuV)	Pol.	Ant. (dBuV/m)	Cable (dB)	Amp. (dBuV/m)	Limit (dBuV/m)	Margin (dB)
120.00	11.80	H	13.01	0.25	25.06	30.00	-4.94
180.00	8.10	V	15.95	0.66	24.71	30.00	-5.29
300.00	14.90	H	13.59	0.54	29.03	37.00	-7.97
330.00	13.70	H	14.04	0.97	28.71	37.00	-8.29
360.10	16.10	H	14.49	0.75	31.34	37.00	-5.66
419.80	11.50	H	16.17	0.71	28.38	37.00	-8.62
720.00	8.70	V	20.46	1.36	30.52	37.00	-6.48
798.80	10.70	V	20.90	1.39	32.99	37.00	-4.01

Radiated Emissions Tabulated Data

기홍

Tested by: Gi-Hong, Nam / Test Engineer



6. FIELD STRENGTH CALCULATION

Meter readings are compared to the specification limit correcting for antenna and cable losses

+ Meter reading (dBuV)

+ Cable Loss (dB)

+ Antenna Factor (Loss) (dB/meter)

= Corrected Reading (dBuV/meter)

- Specification Limit (dBuV/meter)

= dB Relative to Spec (+/- dB)

**7. LIST OF TEST EQUIPMENT**

No.	EQUIPMENTS	MFR.	MODEL	SER. NO.	LAST CAL	DUE CAL	USE
1.	Test receiver	R/S	ESVS 10	827864/005	OCT/02	12MONTH	■
2.	Test receiver	R/S	ESHS 10	834467/007	APR/02	12MONTH	■
3.	Spectrum analyzer	HP	8568B	3109A05456	APR/02	12MONTH	■
4.	RF preselector	HP	85685A	3107A01264	APR/02	12MONTH	■
5.	Quasi-Peak Adapter	HP	85650A	3107A01542	APR/02	12MONTH	■
6.	Biconical antenna	EMCO	3104C	9109-4441 9109-4443 9109-4444	APR/02	12MONTH	■
7.	Log Periodic antenna	EMCO	3146	9109-3213 9109-3214 9109-3217	APR/02	12MONTH	■
8.	LISN	EMCO	3825/2	9109-1867 9109-1869	AUG/02	12MONTH	■
11.	Position Controller	EMCO	1090	9107-1038	N/A	N/A	■
12.	Turn Table	EMCO	1080-1.21	9109-1576	N/A	N/A	■
13.	Antenna Master	EMCO	1070-1	9109-1624	N/A	N/A	■