

**MEASUREMENT REPORT**
LTE and n41 (ENDC)**Applicant Name:**

LG Electronics USA, Inc.

1000 Sylvan Avenue

Englewood Cliffs, NJ 07632

United States

Date of Testing:

11/19/2018 – 1/17/2019

Test Site/Location:

PCTEST Lab. Columbia, MD, USA

Test Report Serial No.:

1M1811230205-03-R1.ZNF

FCC ID:**ZNFV450PM****APPLICANT:****LG Electronics USA, Inc.****Application Type:**

Certification

Model:

LM-V450PM

Additional Model(s):

LMV450PM, V450PM

EUT Type:

Portable Handset

FCC Classification:

PCS Licensed Transmitter Held to Ear (PCE)

FCC Rule Part(s):


22, 24, & 27

Test Procedure(s):ANSI C63.26-2015, ANSI/TIA-603-E-2016, KDB 971168 D01 v03r01,
KDB 648474 D03 v01r04

This revised Test Report (S/N: 1M1811230205-03-R1.ZNF) supersedes and replaces the previously issued test report (S/N: 1M1811230205-03.ZNF) on the same subject device for the same type of testing as indicated. Please discard or destroy the previously issued test report(s) and dispose of it accordingly.

This equipment has been shown to be capable of compliance with the applicable technical standards as indicated in the measurement report and was tested in accordance with the measurement procedures specified in §2.947. Test results reported herein relate only to the item(s) tested.

I attest to the accuracy of data. All measurements reported herein were performed by me or were made under my supervision and are correct to the best of my knowledge and belief. I assume full responsibility for the completeness of these measurements and vouch for the qualifications of all persons taking them.

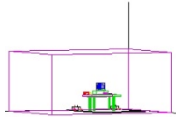

Randy Ortanez
President

FCC ID: ZNFV450PM		MEASUREMENT REPORT (CERTIFICATION)		Approved by: Quality Manager
Test Report S/N: 1M1811230205-03-R1.ZNF	Test Dates: 11/19/2018 – 1/17/2019	EUT Type: Portable Handset		Page 1 of 245

TABLE OF CONTENTS

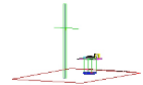
1.0	INTRODUCTION	6
1.1	Scope	6
1.2	PCTEST Test Location	6
1.3	Test Facility / Accreditations	6
2.0	PRODUCT INFORMATION.....	7
2.1	Equipment Description	7
2.2	Device Capabilities.....	7
2.3	Test Configuration.....	7
2.4	EMI Suppression Device(s)/Modifications	7
3.0	DESCRIPTION OF TESTS	8
3.1	Measurement Procedure	8
3.2	Block C Frequency Range	8
3.3	Block A Frequency Range	8
3.4	Cellular - Base Frequency Blocks	8
3.5	Cellular - Mobile Frequency Blocks	8
3.6	PCS - Base Frequency Blocks.....	9
3.7	PCS - Mobile Frequency Blocks	9
3.8	AWS - Base Frequency Blocks	9
3.9	AWS - Mobile Frequency Blocks	9
3.10	WCS – Mobile/Base Frequency Blocks	10
3.11	BRS/EBS Frequency Block.....	10
3.12	Radiated Power and Radiated Spurious Emissions	11
4.0	MEASUREMENT UNCERTAINTY	12
5.0	TEST EQUIPMENT CALIBRATION DATA	13
6.0	SAMPLE CALCULATIONS	14
7.0	TEST RESULTS	15
7.1	Summary	15
7.2	Occupied Bandwidth	17
7.3	Spurious and Harmonic Emissions at Antenna Terminal	65
7.4	Band Edge Emissions at Antenna Terminal	96
7.5	Peak-Average Ratio.....	156
7.6	Additional Maximum Power Reduction (A-MPR)	166
7.7	Uplink Carrier Aggregation.....	168
7.8	Radiated Power (ERP/EIRP)	175
7.9	Radiated Spurious Emissions Measurements	184
7.10	Uplink Carrier Aggregation Radiated Measurements	202
7.11	Frequency Stability / Temperature Variation	208
7.12	n41 (ENDC) Test Results	223
8.0	CONCLUSION.....	245

FCC ID: ZNFV450PM		MEASUREMENT REPORT (CERTIFICATION)		Approved by: Quality Manager
Test Report S/N: 1M1811230205-03-R1.ZNF	Test Dates: 11/19/2018 – 1/17/2019	EUT Type: Portable Handset		Page 2 of 245



MEASUREMENT REPORT

FCC Part 22, 24, & 27



Mode	FCC Rule Part	Tx Frequency (MHz)	ERP		Emission Designator	Modulation
			Max. Power (W)	Max. Power (dBm)		
LTE Band 71	27	665.5 - 695.5	0.048	16.77	4M54G7D	QPSK
LTE Band 71	27	665.5 - 695.5	0.040	16.07	4M53W7D	16QAM
LTE Band 71	27	665.5 - 695.5	0.033	15.15	4M53W7D	64QAM
LTE Band 71	27	668 - 693	0.055	17.38	9M02G7D	QPSK
LTE Band 71	27	668 - 693	0.047	16.68	9M03W7D	16QAM
LTE Band 71	27	668 - 693	0.040	15.98	9M04W7D	64QAM
LTE Band 71	27	670.5 - 690.5	0.052	17.14	13M5G7D	QPSK
LTE Band 71	27	670.5 - 690.5	0.043	16.34	13M5W7D	16QAM
LTE Band 71	27	670.5 - 690.5	0.035	15.45	13M5W7D	64QAM
LTE Band 71	27	673 - 688	0.057	17.52	18M1G7D	QPSK
LTE Band 71	27	673 - 688	0.047	16.76	18M1W7D	16QAM
LTE Band 71	27	673 - 688	0.039	15.87	18M0W7D	64QAM
LTE Band 12	27	699.7 - 715.3	0.063	17.98	1M10G7D	QPSK
LTE Band 12	27	699.7 - 715.3	0.052	17.14	1M10W7D	16QAM
LTE Band 12	27	699.7 - 715.3	0.043	16.33	1M10W7D	64QAM
LTE Band 12	27	700.5 - 714.5	0.060	17.81	2M73G7D	QPSK
LTE Band 12	27	700.5 - 714.5	0.050	16.98	2M71W7D	16QAM
LTE Band 12	27	700.5 - 714.5	0.040	15.97	2M72W7D	64QAM
LTE Band 12/17	27	701.5 - 713.5	0.062	17.94	4M56G7D	QPSK
LTE Band 12/17	27	701.5 - 713.5	0.053	17.23	4M54W7D	16QAM
LTE Band 12/17	27	701.5 - 713.5	0.041	16.12	4M55W7D	64QAM
LTE Band 12/17	27	704 - 711	0.063	18.01	9M02G7D	QPSK
LTE Band 12/17	27	704 - 711	0.053	17.23	9M03W7D	16QAM
LTE Band 12/17	27	704 - 711	0.041	16.15	9M01W7D	64QAM
LTE Band 13	27	779.5 - 784.5	0.100	20.01	4M55G7D	QPSK
LTE Band 13	27	779.5 - 784.5	0.086	19.33	4M58W7D	16QAM
LTE Band 13	27	779.5 - 784.5	0.070	18.44	4M55W7D	64QAM
LTE Band 13	27	782	0.083	19.18	9M02G7D	QPSK
LTE Band 13	27	782	0.067	18.27	9M03W7D	16QAM
LTE Band 13	27	782	0.056	17.52	9M04W7D	64QAM
LTE Band 26/5	22H	824.7 - 848.3	0.128	21.06	1M08G7D	QPSK
LTE Band 26/5	22H	824.7 - 848.3	0.106	20.24	1M10W7D	16QAM
LTE Band 26/5	22H	824.7 - 848.3	0.090	19.56	1M10W7D	64QAM
LTE Band 26/5	22H	825.5 - 847.5	0.130	21.14	2M71G7D	QPSK
LTE Band 26/5	22H	825.5 - 847.5	0.109	20.36	2M71W7D	16QAM
LTE Band 26/5	22H	825.5 - 847.5	0.090	19.53	2M72W7D	64QAM
LTE Band 26/5	22H	826.5 - 846.5	0.133	21.23	4M55G7D	QPSK
LTE Band 26/5	22H	826.5 - 846.5	0.109	20.38	4M54W7D	16QAM
LTE Band 26/5	22H	826.5 - 846.5	0.095	19.76	4M54W7D	64QAM
LTE Band 26/5	22H	829 - 844	0.136	21.34	9M02G7D	QPSK
LTE Band 26/5	22H	829 - 844	0.112	20.50	9M04W7D	16QAM
LTE Band 26/5	22H	829 - 844	0.096	19.83	9M00W7D	64QAM
LTE Band 26	22H	831.5 - 841.5	0.132	21.22	13M5G7D	QPSK
LTE Band 26	22H	831.5 - 841.5	0.108	20.32	13M5W7D	16QAM
LTE Band 26	22H	831.5 - 841.5	0.087	19.42	13M5W7D	64QAM

EUT Overview (<1GHz)

FCC ID: ZNFV450PM		MEASUREMENT REPORT (CERTIFICATION)		Approved by: Quality Manager
Test Report S/N: 1M1811230205-03-R1.ZNF	Test Dates: 11/19/2018 – 1/17/2019	EUT Type: Portable Handset		Page 3 of 245

Mode	FCC Rule Part	Tx Frequency (MHz)	EIRP		Emission Designator	Modulation
			Max. Power (W)	Max. Power (dBm)		
LTE Band 4/66	27	1710.7 - 1779.3	0.095	19.80	1M08G7D	QPSK
LTE Band 4/66	27	1710.7 - 1779.3	0.078	18.91	1M09W7D	16QAM
LTE Band 4/66	27	1710.7 - 1779.3	0.064	18.05	1M11W7D	64QAM
LTE Band 4/66	27	1711.5 - 1778.5	0.100	19.99	2M72G7D	QPSK
LTE Band 4/66	27	1711.5 - 1778.5	0.084	19.23	2M71W7D	16QAM
LTE Band 4/66	27	1711.5 - 1778.5	0.072	18.59	2M72W7D	64QAM
LTE Band 4/66	27	1712.5 - 1777.5	0.098	19.92	4M56G7D	QPSK
LTE Band 4/66	27	1712.5 - 1777.5	0.079	19.00	4M53W7D	16QAM
LTE Band 4/66	27	1712.5 - 1777.5	0.063	17.96	4M54W7D	64QAM
LTE Band 4/66	27	1715 - 1775	0.109	20.37	9M02G7D	QPSK
LTE Band 4/66	27	1715 - 1775	0.090	19.56	9M00W7D	16QAM
LTE Band 4/66	27	1715 - 1775	0.070	18.44	9M04W7D	64QAM
LTE Band 4/66	27	1717.5 - 1772.5	0.109	20.36	13M5G7D	QPSK
LTE Band 4/66	27	1717.5 - 1772.5	0.088	19.45	13M5W7D	16QAM
LTE Band 4/66	27	1717.5 - 1772.5	0.068	18.33	13M6W7D	64QAM
LTE Band 4/66	27	1720 - 1770	0.101	20.03	18M0G7D	QPSK
LTE Band 4/66	27	1720 - 1770	0.080	19.04	18M1W7D	16QAM
LTE Band 4/66	27	1720 - 1770	0.066	18.20	18M1W7D	64QAM
LTE Band 2/25	24E	1850.7 - 1914.3	0.114	20.56	1M09G7D	QPSK
LTE Band 2/25	24E	1850.7 - 1914.3	0.094	19.73	1M10W7D	16QAM
LTE Band 2/25	24E	1850.7 - 1914.3	0.072	18.59	1M11W7D	64QAM
LTE Band 2/25	24E	1851.5 - 1913.5	0.120	20.78	2M72G7D	QPSK
LTE Band 2/25	24E	1851.5 - 1913.5	0.093	19.70	2M72W7D	16QAM
LTE Band 2/25	24E	1851.5 - 1913.5	0.075	18.73	2M72W7D	64QAM
LTE Band 2/25	24E	1852.5 - 1912.5	0.119	20.75	4M55G7D	QPSK
LTE Band 2/25	24E	1852.5 - 1912.5	0.099	19.94	4M53W7D	16QAM
LTE Band 2/25	24E	1852.5 - 1912.5	0.078	18.91	4M53W7D	64QAM
LTE Band 2/25	24E	1855 - 1910	0.158	21.99	9M02G7D	QPSK
LTE Band 2/25	24E	1855 - 1910	0.128	21.07	9M03W7D	16QAM
LTE Band 2/25	24E	1855 - 1910	0.099	19.93	9M04W7D	64QAM
LTE Band 2/25	24E	1857.5 - 1907.5	0.129	21.11	13M5G7D	QPSK
LTE Band 2/25	24E	1857.5 - 1907.5	0.104	20.16	13M5W7D	16QAM
LTE Band 2/25	24E	1857.5 - 1907.5	0.082	19.12	13M5W7D	64QAM
LTE Band 2/25	24E	1860 - 1905	0.131	21.17	18M0G7D	QPSK
LTE Band 2/25	24E	1860 - 1905	0.104	20.15	18M0W7D	16QAM
LTE Band 2/25	24E	1860 - 1905	0.085	19.27	18M0W7D	64QAM

EUT Overview (Mid Bands)

FCC ID: ZNFV450PM	 MEASUREMENT REPORT (CERTIFICATION) 		Approved by: Quality Manager
Test Report S/N: 1M1811230205-03-R1.ZNF	Test Dates: 11/19/2018 – 1/17/2019	EUT Type: Portable Handset	Page 4 of 245

Mode	FCC Rule Part	Tx Frequency (MHz)	EIRP		Emission Designator	Modulation
			Max. Power (W)	Max. Power (dBm)		
LTE Band 41 (PC2)	27	2498.5 - 2687.5	0.315	24.98	4M53G7D	QPSK
LTE Band 41 (PC2)	27	2498.5 - 2687.5	0.255	24.06	4M51W7D	16QAM
LTE Band 41 (PC2)	27	2498.5 - 2687.5	0.219	23.40	4M51W7D	64QAM
LTE Band 41 (PC2)	27	2501 - 2685	0.321	25.07	8M99G7D	QPSK
LTE Band 41 (PC2)	27	2501 - 2685	0.256	24.08	8M97W7D	16QAM
LTE Band 41 (PC2)	27	2501 - 2685	0.225	23.53	9M01W7D	64QAM
LTE Band 41 (PC2)	27	2503.5 - 2682.5	0.298	24.74	13M5G7D	QPSK
LTE Band 41 (PC2)	27	2503.5 - 2682.5	0.251	24.00	13M5W7D	16QAM
LTE Band 41 (PC2)	27	2503.5 - 2682.5	0.213	23.29	13M5W7D	64QAM
LTE Band 41 (PC2)	27	2506 - 2680	0.298	24.74	18M0G7D	QPSK
LTE Band 41 (PC2)	27	2506 - 2680	0.270	24.32	18M0W7D	16QAM
LTE Band 41 (PC2)	27	2506 - 2680	0.222	23.47	18M0W7D	64QAM
n41	27	2516-2670	0.159	22.01	38M6G7D	QPSK
n41	27	2516-2670	0.148	21.69	38M7W7D	16QAM
n41	27	2516-2670	0.056	17.48	38M4W7D	64QAM
n41	27	2526-2659.98	0.134	21.27	57M8G7D	QPSK
n41	27	2526-2659.98	0.119	20.77	57M9W7D	16QAM
n41	27	2526-2659.98	0.063	18.00	57M6W7D	64QAM

EUT Overview (High Bands)

FCC ID: ZNFV450PM	 MEASUREMENT REPORT (CERTIFICATION) 		Approved by: Quality Manager
Test Report S/N: 1M1811230205-03-R1.ZNF	Test Dates: 11/19/2018 – 1/17/2019	EUT Type: Portable Handset	Page 5 of 245

1.0 INTRODUCTION

1.1 Scope

Measurement and determination of electromagnetic emissions (EMC) of radio frequency devices including intentional and/or unintentional radiators for compliance with the technical rules and regulations of the Federal Communications Commission and the Innovation, Science and Economic Development Canada.

1.2 PCTEST Test Location

These measurement tests were conducted at the PCTEST Engineering Laboratory, Inc. facility located at 7185 Oakland Mills Road, Columbia, MD 21046. The measurement facility is compliant with the test site requirements specified in ANSI C63.4-2014.

1.3 Test Facility / Accreditations

Measurements were performed at PCTEST Engineering Lab located in Columbia, MD 21046, U.S.A.

- PCTEST is an ISO 17025-2005 accredited test facility under the American Association for Laboratory Accreditation (A2LA) with Certificate number 2041.01 for Specific Absorption Rate (SAR), Hearing Aid Compatibility (HAC) testing, where applicable, and Electromagnetic Compatibility (EMC) testing for FCC and Innovation, Science, and Economic Development Canada rules.
- PCTEST TCB is a Telecommunication Certification Body (TCB) accredited to ISO/IEC 17065-2012 by A2LA (Certificate number 2041.03) in all scopes of FCC Rules and ISSED Standards (RSS).
- PCTEST facility is a registered (2451B) test laboratory with the site description on file with ISSED.

FCC ID: ZNFV450PM		MEASUREMENT REPORT (CERTIFICATION)		Approved by: Quality Manager
Test Report S/N: 1M1811230205-03-R1.ZNF	Test Dates: 11/19/2018 – 1/17/2019	EUT Type: Portable Handset		Page 6 of 245

2.0 PRODUCT INFORMATION

2.1 Equipment Description

The Equipment Under Test (EUT) is the **LG Portable Handset FCC ID: ZNFV450PM**. The test data contained in this report pertains only to the emissions due to the EUT's LTE and n41(ENDC) function.

Test Device Serial No.: 00083, 00084, 00054, 00053

2.2 Device Capabilities

This device contains the following capabilities:

850/1900 CDMA/EvDO Rev0/A, 1x Advanced (BC0, BC1, BC10), 850/1900 GPRS/EDGE, 850/1700/1900 WCDMA/HSPA, Multi-band LTE, 802.11b/g/n/ac WLAN, 802.11a/n/ac UNII, Bluetooth (1x, EDR, LE), NFC, ENDC + n41

LTE Band 12 (698 - 716 MHz) overlaps the entire frequency range of LTE Band 17 (704 - 716 MHz). Therefore, test data provided in this report covers Band 17 as well as Band 12.

LTE Band 26 (814.7 – 849 MHz) overlaps the entire frequency range of LTE Band 5 (824 – 849 MHz). Therefore, test data provided in this report covers Band 5 and the portion of Band 26 subject to Part 22.

LTE Band 66 (1710 - 1780 MHz) overlaps the entire frequency range of LTE Band 4 (1710 - 1755 MHz). Therefore, test data provided in this report covers Band 4 as well as Band 66.

LTE Band 25 (1850 - 1915 MHz) overlaps the entire frequency range of LTE Band 2 (1850 - 1910 MHz). Therefore, test data provided in this report covers Band 2 as well as Band 25.

2.3 Test Configuration

The EUT was tested per the guidance of ANSI/TIA-603-E-2016 and KDB 971168 D01 v03r01. See Section 7.0 of this test report for a description of the radiated and antenna port conducted emissions tests.

This device supports wireless charging capability and, thus, is subject to the test requirements of KDB 648474 D03 v01r04. Additional radiated spurious emission measurements were performed with the EUT lying flat on an authorized wireless charging pad (WCP) FCC ID: PWMA-W815A while operating under normal conditions in a simulated call or data transmission configuration. The worst case radiated emissions data is shown in this report.

2.4 EMI Suppression Device(s)/Modifications

No EMI suppression device(s) were added and no modifications were made during testing.

FCC ID: ZNFV450PM		MEASUREMENT REPORT (CERTIFICATION)		Approved by: Quality Manager
Test Report S/N: 1M1811230205-03-R1.ZNF	Test Dates: 11/19/2018 – 1/17/2019	EUT Type: Portable Handset		Page 7 of 245

3.0 DESCRIPTION OF TESTS

3.1 Measurement Procedure

The measurement procedures described in the document titled "Land Mobile FM or PM – Communications Equipment – Measurements and Performance Standards" (ANSI/TIA-603-E-2016) and "Procedures for Compliance Measurement of the Fundamental Emission Power of Licensed Wideband (> 1 MHz) Digital Transmission Systems" (KDB 971168 D01 v03r01) were used in the measurement of the EUT.

3.2 Block C Frequency Range

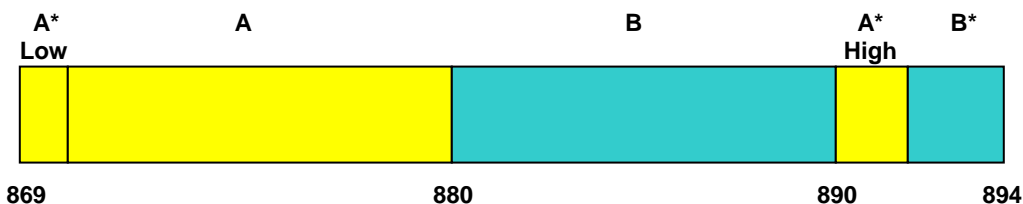
Two paired channels of 11 megahertz each are available for assignment in Block C in the 746-757 MHz and 776-787 MHz bands. In the event that no licenses for two channels in this Block C are assigned based on the results of the first auction in which such licenses were offered because the auction results do not satisfy the applicable reserve price, the spectrum in the 746-757 MHz and 776-787 MHz bands will instead be made available for assignment at a subsequent auction as follows: (i) Two paired channels of 6 megahertz each available for assignment in Block C1 in the 746-752 MHz and 776-782 MHz bands. (ii) Two paired channels of 5 megahertz each available for assignment in Block C2 in the 752-757 MHz and 782-787 MHz bands.

3.3 Block A Frequency Range

698-746 MHz band. The following frequencies are available for licensing pursuant to this part in the 698-746 MHz band: (1) Three paired channel blocks of 12 megahertz each are available for assignment as follows:

Block A: 698-704 MHz and 728-734 MHz;
Block B: 704-710 MHz and 734-740 MHz; and
Block C: 710-716 MHz and 740-746 MHz.

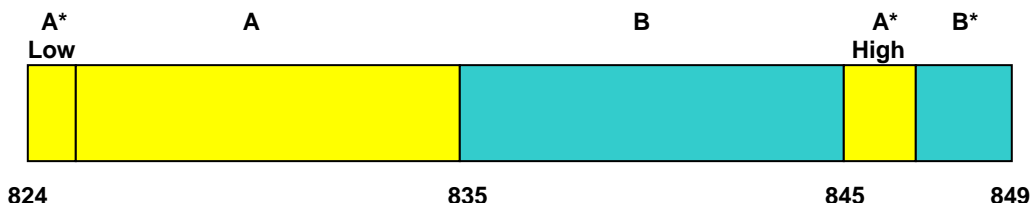
3.4 Cellular - Base Frequency Blocks



BLOCK 1: 869 – 880 MHz (A* Low + A)
BLOCK 2: 880 – 890 MHz (B)

BLOCK 3: 890 – 891.5 MHz (A* High)
BLOCK 4: 891.5 – 894 MHz (B*)

3.5 Cellular - Mobile Frequency Blocks

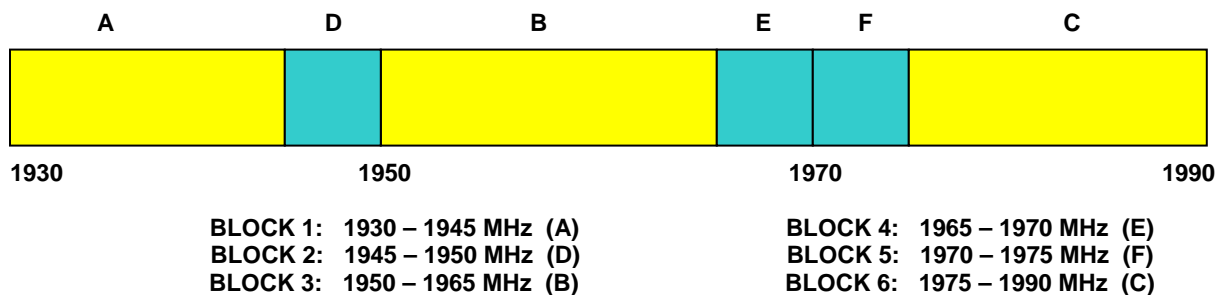


BLOCK 1: 824 – 835 MHz (A* Low + A)
BLOCK 2: 835 – 845 MHz (B)

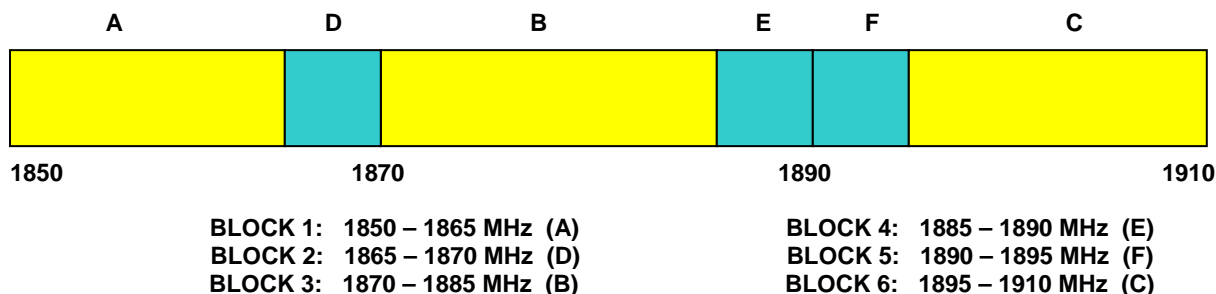
BLOCK 3: 845 – 846.5 MHz (A* High)
BLOCK 4: 846.5 – 849 MHz (B*)

FCC ID: ZNFV450PM	 MEASUREMENT REPORT (CERTIFICATION) 		Approved by: Quality Manager
Test Report S/N: 1M1811230205-03-R1.ZNF	Test Dates: 11/19/2018 – 1/17/2019	EUT Type: Portable Handset	Page 8 of 245

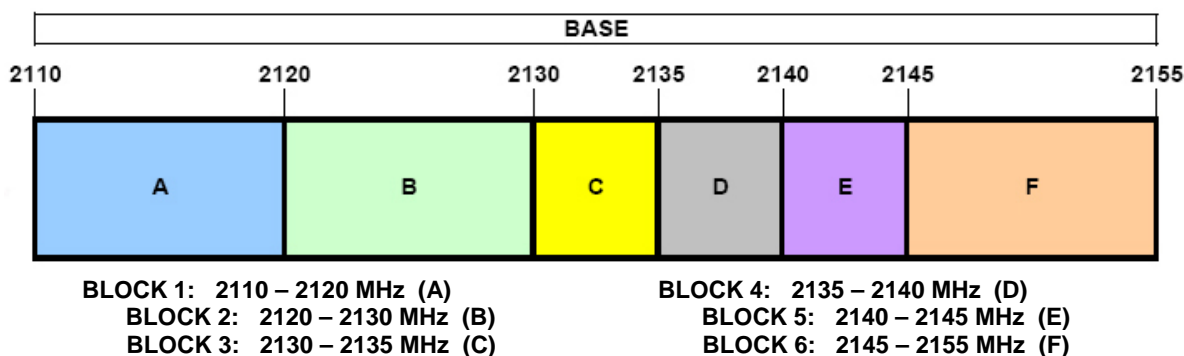
3.6 PCS - Base Frequency Blocks



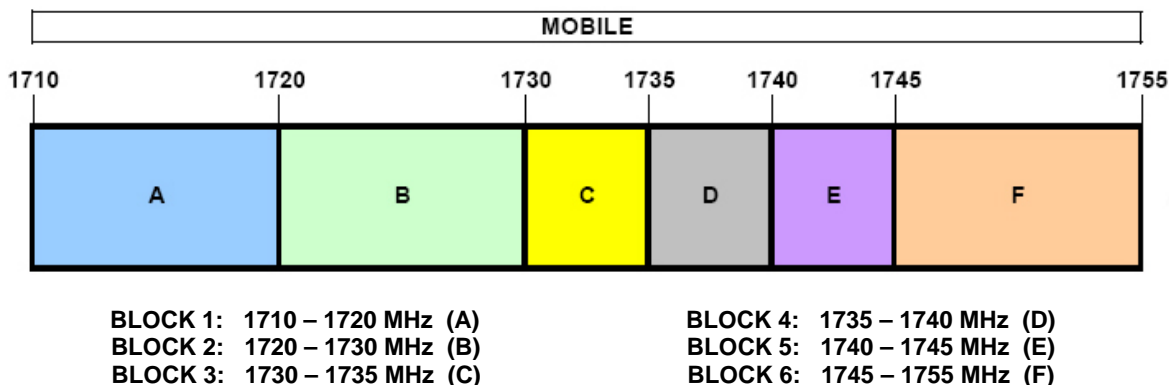
3.7 PCS - Mobile Frequency Blocks



3.8 AWS - Base Frequency Blocks



3.9 AWS - Mobile Frequency Blocks



FCC ID: ZNFV450PM	PCTEST ENGINEERING LABORATORY, INC.	MEASUREMENT REPORT (CERTIFICATION)	LG	Approved by: Quality Manager
Test Report S/N: 1M1811230205-03-R1.ZNF	Test Dates: 11/19/2018 – 1/17/2019	EUT Type: Portable Handset		Page 9 of 245

3.10 WCS – Mobile/Base Frequency Blocks

The following frequencies are available for WCS in the 2305-2320 MHz and 2345-2360 MHz bands:

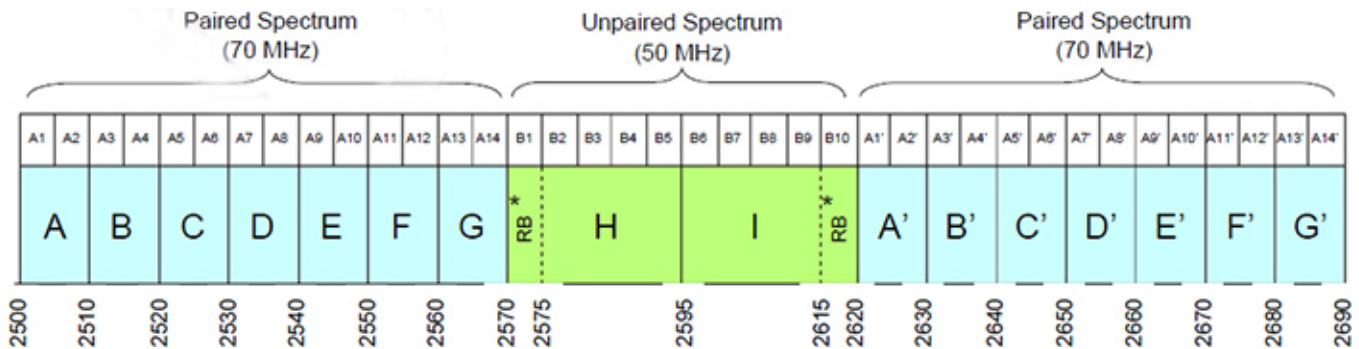
BLOCK 1: 2305-2310 and 2350-2355 MHz (A)

BLOCK 2: 2310-2315 and 2355-236 MHz (B)

BLOCK 3: 2315-2320 MHz (C)

BLOCK 4: 2345-2350 MHz (D)

3.11 BRS/EBS Frequency Block



FCC ID: ZNFV450PM	 MEASUREMENT REPORT (CERTIFICATION)		Approved by: Quality Manager
Test Report S/N: 1M1811230205-03-R1.ZNF	Test Dates: 11/19/2018 – 1/17/2019	EUT Type: Portable Handset	Page 10 of 245

3.12 Radiated Power and Radiated Spurious Emissions

The radiated test facilities consisted of an indoor 3 meter semi-anechoic chamber used for final measurements and exploratory measurements, when necessary. The measurement area is contained within the semi-anechoic chamber which is shielded from any ambient interference. The test site inside the chamber is a 6m x 5.2m elliptical, obstruction-free area in accordance with Figure 5.7 of Clause 5 in ANSI C63.4-2014. Absorbers are arranged on the floor between the turn table and the antenna mast in such a way so as to maximize the reduction of reflections for measurements above 1GHz. For measurements below 1GHz, the absorbers are removed. A raised turntable is used for radiated measurement. The turn table is a continuously rotatable, remote-controlled, metallic turntable and 2 meters (6.56 ft.) in diameter. The turn table is flush with the raised floor of the chamber in order to maintain its function as a ground plane. An 80cm tall test table made of Styrodur is placed on top of the turn table. A Styrodur pedestal is placed on top of the test table to bring the total table height to 1.5m.

The equipment under test was transmitting while connected to its integral antenna and is placed on a turntable 3 meters from the receive antenna. The receive antenna height is adjusted between 1 and 4 meter height, the turntable is rotated through 360 degrees, and the EUT is manipulated through all orthogonal planes representative of its typical use to achieve the highest reading on the receive spectrum analyzer. Radiated power levels are also investigated with the receive antenna horizontally and vertically polarized. The maximized power level is recorded using the spectrum analyzer "Channel Power" function with the integration band set to the emissions' occupied bandwidth, a RMS detector, RBW = 100kHz, VBW = 300kHz, and a 1 second sweep time over a minimum of 10 sweeps, per the guidelines of KDB 971168 D01 v03r01.

Per the guidance of ANSI/TIA-603-E-2016, a half-wave dipole is then substituted in place of the EUT. For emissions above 1GHz, a horn antenna is substituted in place of the EUT. The substitute antenna is driven by a signal generator with the level of the signal generator being adjusted to obtain the same receive spectrum analyzer level previously recorded from the spurious emission from the EUT. The power of the emission is calculated using the following formula:

$$P_d \text{ [dBm]} = P_g \text{ [dBm]} - \text{cable loss [dB]} + \text{antenna gain [dBd/dBi]}$$

Where, P_d is the dipole equivalent power, P_g is the generator output into the substitution antenna, and the antenna gain is the gain of the substitute antenna used relative to either a half-wave dipole (dBd) or an isotropic source (dBi). The substitute level is equal to $P_g \text{ [dBm]} - \text{cable loss [dB]}$.

The calculated P_d levels are then compared to the absolute spurious emission limit of -13dBm which is equivalent to the required minimum attenuation of $43 + 10\log_{10}(\text{Power [Watts]})$. For Band 7 and 41, the calculated P_d levels are compared to the absolute spurious emission limit of -25dBm which is equivalent to the required minimum attenuation of $55 + 10\log_{10}(\text{Power [Watts]})$. For Band 30, the calculated P_d levels are compared to the absolute spurious emission limit of -40dBm which is equivalent to the required minimum attenuation of $70 + 10\log_{10}(\text{Power [Watts]})$.

All radiated measurements are performed in a chamber that meets the site requirements per ANSI C63.4-2014. Additionally, radiated emissions below 30MHz are also validated on an Open Area Test Site to assert correlation with the chamber measurements per the requirements of KDB 474788 D01.

FCC ID: ZNFV450PM		MEASUREMENT REPORT (CERTIFICATION)		Approved by: Quality Manager
Test Report S/N: 1M1811230205-03-R1.ZNF	Test Dates: 11/19/2018 – 1/17/2019	EUT Type: Portable Handset		Page 11 of 245

4.0 MEASUREMENT UNCERTAINTY

The measurement uncertainties shown below were calculated in accordance with the requirements of ANSI C63.4-2014. All measurement uncertainty values are shown with a coverage factor of $k = 2$ to indicate a 95% level of confidence. The measurement uncertainty shown below meets or exceeds the U_{CISPR} measurement uncertainty values specified in CISPR 16-4-2 and, thus, can be compared directly to specified limits to determine compliance.

Contribution	Expanded Uncertainty (\pm dB)
Conducted Bench Top Measurements	1.13
Radiated Disturbance (<1GHz)	4.98
Radiated Disturbance (>1GHz)	5.07
Radiated Disturbance (>18GHz)	5.09

FCC ID: ZNFV450PM		MEASUREMENT REPORT (CERTIFICATION)		Approved by: Quality Manager
Test Report S/N: 1M1811230205-03-R1.ZNF	Test Dates: 11/19/2018 – 1/17/2019	EUT Type: Portable Handset		Page 12 of 245

5.0 TEST EQUIPMENT CALIBRATION DATA

Test Equipment Calibration is traceable to the National Institute of Standards and Technology (NIST). Measurements antennas used during testing were calibrated in accordance to the requirements of ANSI C63.5-2017.

Manufacturer	Model	Description	Cal Date	Cal Interval	Cal Due	Serial Number
-	LTX2	Licensed Transmitter Cable Set	1/23/2018	Annual	1/23/2019	LTX2
Agilent	N9020A	MXA Signal Analyzer	1/24/2018	Annual	1/24/2019	US46470561
Agilent	N9030A	PXA Signal Analyzer (44GHz)	5/25/2018	Annual	5/25/2019	MY52350166
Anritsu	MT8821C	Radio Communication Analyzer	7/24/2018	Annual	7/24/2019	6201664756
Com-Power	AL-130	9kHz - 30MHz Loop Antenna	10/10/2017	Biennial	10/10/2019	121034
Com-Power	PAM-103	Pre-Amplifier (1-1000MHz)	9/17/2018	Annual	9/17/2019	441119
Emco	3115	Horn Antenna (1-18GHz)	3/28/2018	Biennial	3/28/2020	9704-5182
Espec	ESX-2CA	Environmental Chamber	3/28/2018	Annual	3/28/2019	17620
ETS Lindgren	3117	1-18 GHz DRG Horn (Medium)	12/1/2016	Biennial	12/1/2018	125518
ETS Lindgren	3164-08	Quad Ridge Horn Antenna	3/28/2018	Biennial	3/28/2020	128337
Huber + Suhner	Sucoflex 102A	40GHz Radiated Cable Set	1/23/2018	Annual	1/23/2019	251425001
Keysight Technologies	N9030A	3Hz-44GHz PXA Signal Analyzer	3/20/2018	Annual	3/20/2019	MY49430494
Mini Circuits	PWR-SEN-4GHS	USB Power Sensor	3/30/2018	Annual	3/30/2019	11401010036
Mini Circuits	TVA-11-422	RF Power Amp	N/A		N/A	QA1317001
Mini-Circuits	SSG-4000HP	Synthesized Signal Generator	N/A		N/A	11208010032
Rohde & Schwarz	CMW500	Radio Communication Tester	9/25/2018	Annual	9/25/2019	102060
Rohde & Schwarz	ESU26	EMI Test Receiver (26.5GHz)	5/21/2018	Annual	5/21/2019	100342
Rohde & Schwarz	ESU40	EMI Test Receiver (40GHz)	8/9/2018	Annual	8/9/2019	100348
Rohde & Schwarz	SFUNIT-Rx	Shielded Filter Unit	6/18/2018	Annual	6/18/2019	102134
Rohde & Schwarz	SFUNIT-Rx	Shielded Filter Unit	6/25/2018	Annual	6/25/2019	102133
Rohde & Schwarz	TC-TA18	Cross Polarized Vivaldi Test Antenna	7/16/2018	Biennial	7/16/2020	101073
Rohde & Schwarz	TS-PR26	18-26.5 GHz Pre-Amplifier	1/24/2018	Annual	1/24/2019	100040
Seekonk	NC-100	Torque Wrench	12/28/2017	Annual	12/28/2018	N/A
Sunol	DRH-118	Horn Antenna (1-18GHz)	8/11/2017	Biennial	8/11/2019	A050307
Sunol	JB5	Bi-Log Antenna (30M - 5GHz)	4/19/2018	Biennial	4/19/2020	A051107

Table 5-1. Test Equipment

Notes:

- For equipment listed above that has a calibration date or calibration due date that falls within the test date range, care was taken to ensure that this equipment was used after the calibration date and before the calibration due date.
- Equipment with a calibration date of "N/A" shown in this list was not used to make direct calibrated measurements.

FCC ID: ZNFV450PM		MEASUREMENT REPORT (CERTIFICATION)		Approved by: Quality Manager
Test Report S/N: 1M1811230205-03-R1.ZNF	Test Dates: 11/19/2018 – 1/17/2019	EUT Type: Portable Handset		Page 13 of 245

6.0 SAMPLE CALCULATIONS

Emission Designator

QPSK Modulation

Emission Designator = 8M62G7D

LTE BW = 8.62 MHz

G = Phase Modulation

7 = Quantized/Digital Info

D = Data transmission, telemetry, telecommand

QAM Modulation

Emission Designator = 8M45W7D

LTE BW = 8.45 MHz

W = Amplitude/Angle Modulated

7 = Quantized/Digital Info

D = Data transmission, telemetry, telecommand

Spurious Radiated Emission – LTE Band

Example: Middle Channel LTE Mode 2nd Harmonic (1564 MHz)

The average spectrum analyzer reading at 3 meters with the EUT on the turntable was –81.0 dBm. The gain of the substituted antenna is 8.1 dBi. The signal generator connected to the substituted antenna terminals is adjusted to produce a reading of –81.0 dBm on the spectrum analyzer. The loss of the cable between the signal generator and the terminals of the substituted antenna is 2.0 dB at 1564 MHz. So 6.1 dB is added to the signal generator reading of –30.9 dBm yielding –24.80 dBm. The fundamental EIRP was 25.501 dBm so this harmonic was 25.501 dBm – (-24.80).

FCC ID: ZNFV450PM		MEASUREMENT REPORT (CERTIFICATION)		Approved by: Quality Manager
Test Report S/N: 1M1811230205-03-R1.ZNF	Test Dates: 11/19/2018 – 1/17/2019	EUT Type: Portable Handset		Page 14 of 245

7.0 TEST RESULTS

7.1 Summary

Company Name: LG Electronics USA, Inc.
 FCC ID: ZNFV450PM
 FCC Classification: PCS Licensed Transmitter Held to Ear (PCE)
 Mode(s): LTE and n41 (ENDC)

FCC Part Section(s)	Test Description	Test Limit	Test Condition	Test Result	Reference
2.1049	Occupied Bandwidth	N/A	CONDUCTED	PASS	Section 7.2
2.1051 2.917(a) 24.238(a) 27.53(c) 27.53(g) 27.53(h)	Out of Band Emissions	$> 43 + 10\log_{10}(P[\text{Watts}])$ at Band Edge and for all out-of-band emissions			Section 7.3, 7.4
27.53(m)	Out of Band Emissions	Undesirable emissions must meet the limits detailed in 27.53(m)			Section 7.3, 7.4
27.53(a)	Out of Band Emissions	Undesirable emissions must meet the limits detailed in 27.53(a)			Section 7.3, 7.4
24.232(d)	Peak-Average Ratio	$< 13 \text{ dB}$			Section 7.5
2.1046	Transmitter Conducted Output Power	N/A			See RF Exposure Report
2.1055 22.355 24.235 27.54	Frequency Stability	$< 2.5 \text{ ppm}$ (Part 22) and fundamental emissions stay within authorized frequency block (Part 24, 27)			Section 7.11

Table 7-1. Summary of Conducted Test Results

FCC ID: ZNFV450PM		MEASUREMENT REPORT (CERTIFICATION)		Approved by: Quality Manager
Test Report S/N: 1M1811230205-03-R1.ZNF	Test Dates: 11/19/2018 – 1/17/2019	EUT Type: Portable Handset		Page 15 of 245

FCC Part Section(s)	Test Description	Test Limit	Test Condition	Test Result	Reference
22.913(a)(5)	Effective Radiated Power / Equivalent Isotropic Radiated Power (Band 26/5)	< 7 Watts max. ERP	RADIATED	PASS	Section 7.6
27.50(b)(10) 27.50(c)(10)	Effective Radiated Power / Equivalent Isotropic Radiated Power (Band 71, 12/17, 13)	< 3 Watts max. ERP			Section 7.6
24.232(c) 27.50(h)(2)	Equivalent Isotropic Radiated Power (Band 25/2, 41)	< 2 Watts max. EIRP			Section 7.6
27.50(d)(4)	Equivalent Isotropic Radiated Power (Band 66/4)	< 1 Watts max. EIRP			Section 7.6
2.1053 22.917(a) 24.238(a) 27.53(c) 27.53(g) 27.53(h)	Undesirable Emissions	> 43 + 10log ₁₀ (P[Watts]) for all out-of-band emissions			Section 7.9
27.53(f)	Undesirable Emissions (Band 13)	< -70 dBW/MHz (for wideband signals) < -80 dBW (for discrete emissions less than 700Hz BW) For all emissions in the band 1559 – 1610 MHz			Section 7.9
27.53(m)	Undesirable Emissions	Undesirable emissions must meet the limits detailed in 27.53(m)			Section 7.9

Table 7-2. Summary of Radiated Test Results

Notes:

- 1) All modes of operation and data rates were investigated. The test results shown in the following sections represent the worst case emissions.
- 2) The analyzer plots (Sections 7.2, 0, 7.4, 7.5) were all taken with a correction table loaded into the analyzer. The correction table was used to account for the losses of the cables, directional couplers, and attenuators used as part of the system to maintain a link between the call box and the EUT at all frequencies of interest.
- 3) All antenna port conducted emissions testing was performed on a test bench with the antenna port of the EUT connected to the spectrum analyzer through calibrated cables, attenuators, and couplers.
- 4) For conducted spurious emissions, automated test software was used to measure emissions and capture the corresponding plots necessary to show compliance. The measurement software utilized is PCTEST "LTE Automation," Version 4.8.
- 5) For operation <1GHz, the EIRP limits in the table above are referenced to the specifications written in the relevant Radio Standards Specifications for Innovation, Science, and Economic Development Canada.

FCC ID: ZNFV450PM		MEASUREMENT REPORT (CERTIFICATION)		Approved by: Quality Manager
Test Report S/N: 1M1811230205-03-R1.ZNF	Test Dates: 11/19/2018 – 1/17/2019	EUT Type: Portable Handset	Page 16 of 245	

7.2 Occupied Bandwidth

Test Overview

The occupied bandwidth, that is the frequency bandwidth such that, below its lower and above its upper frequency limits, the mean powers radiated are each equal to 0.5 percent of the total mean power radiated by a given emission shall be measured. All modes of operation were investigated and the worst case configuration results are reported in this section.

Test Procedure Used

KDB 971168 D01 v03r01 – Section 4.2

Test Settings

1. The signal analyzer's automatic bandwidth measurement capability was used to perform the 99% occupied bandwidth and the 26dB bandwidth. The bandwidth measurement was not influenced by any intermediate power nulls in the fundamental emission.
2. RBW = 1 – 5% of the expected OBW
3. VBW $\geq 3 \times$ RBW
4. Detector = Peak
5. Trace mode = max hold
6. Sweep = auto couple
7. The trace was allowed to stabilize
8. If necessary, steps 2 – 7 were repeated after changing the RBW such that it would be within 1 – 5% of the 99% occupied bandwidth observed in Step 7

Test Setup

The EUT and measurement equipment were set up as shown in the diagram below.




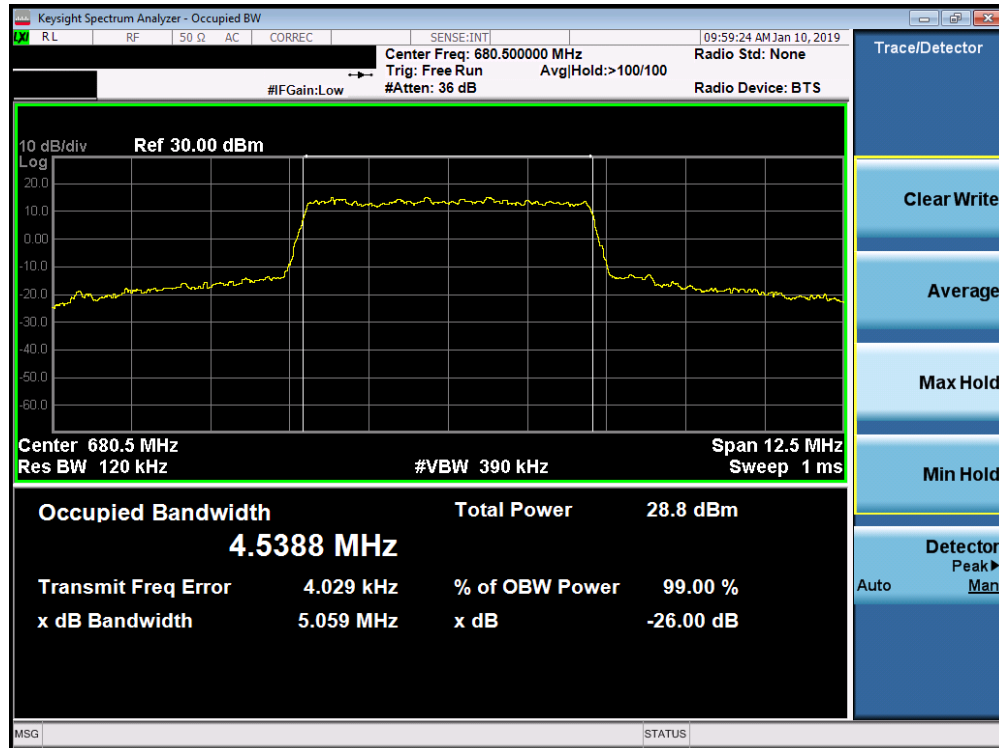
Figure 7-1. Test Instrument & Measurement Setup

Test Notes

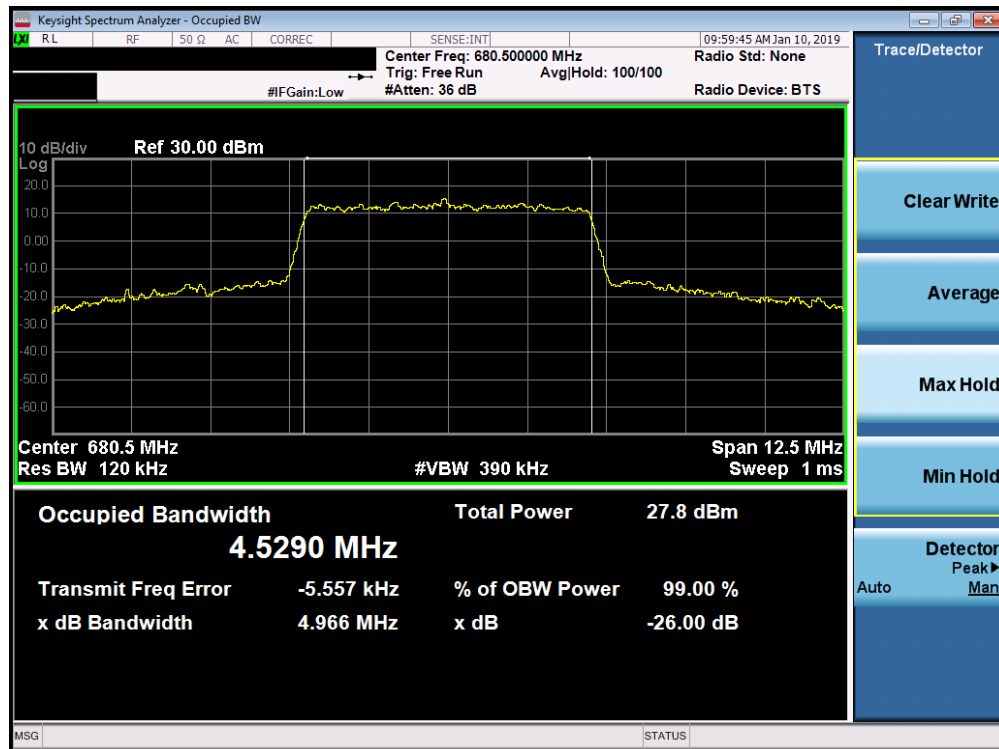
None.

FCC ID: ZNFV450PM	PCTEST ENGINEERING LABORATORY, INC.	MEASUREMENT REPORT (CERTIFICATION)	LG	Approved by: Quality Manager
Test Report S/N: 1M1811230205-03-R1.ZNF	Test Dates: 11/19/2018 – 1/17/2019	EUT Type: Portable Handset		Page 17 of 245

Band 71

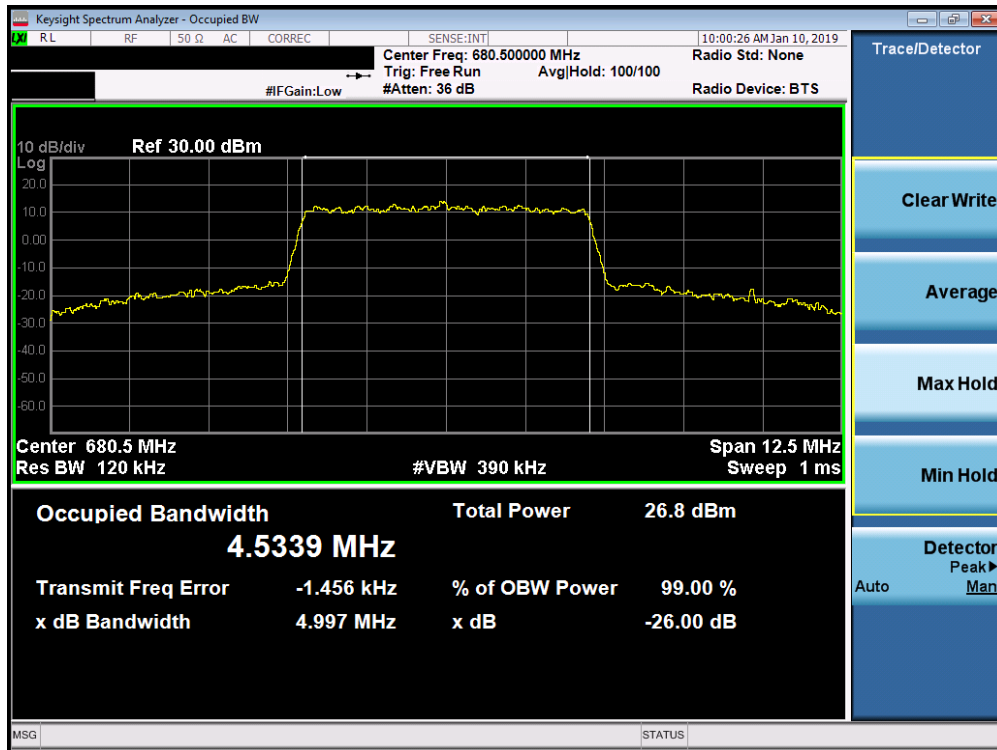


Plot 7-1. Occupied Bandwidth Plot (Band 71 - 5.0MHz QPSK - Full RB Configuration)

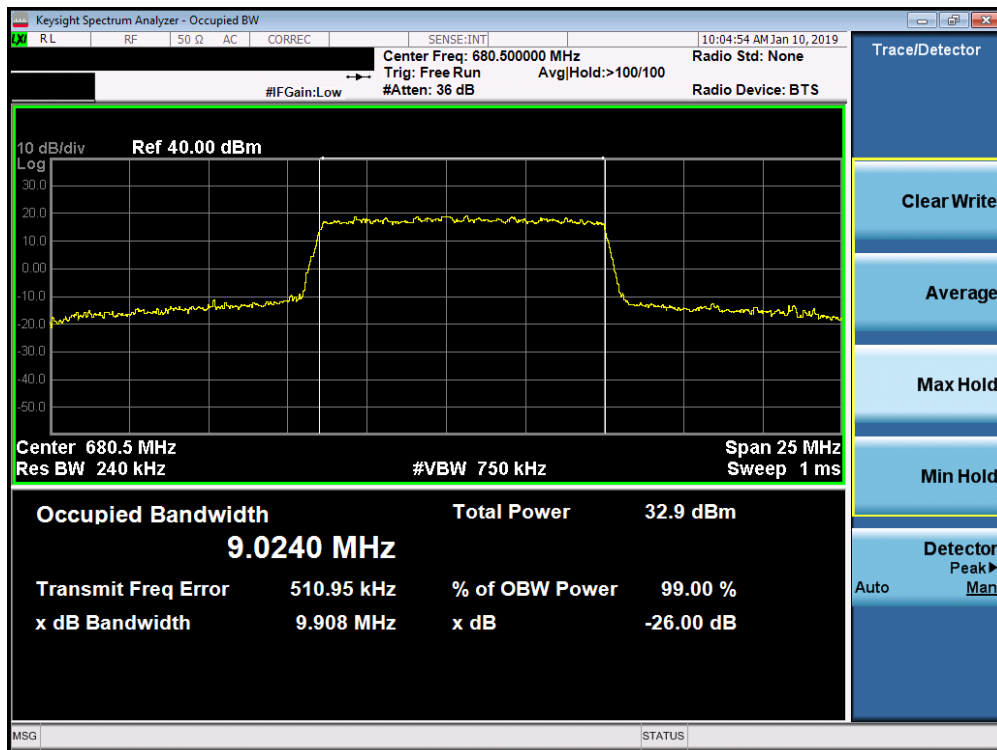


Plot 7-2. Occupied Bandwidth Plot (Band 71 - 5.0MHz 16-QAM - Full RB Configuration)

FCC ID: ZNFV450PM	PCTEST ENGINEERING LABORATORY, INC.	MEASUREMENT REPORT (CERTIFICATION)	LG	Approved by: Quality Manager
Test Report S/N: 1M1811230205-03-R1-ZNF	Test Dates: 11/19/2018 – 1/17/2019	EUT Type: Portable Handset		Page 18 of 245

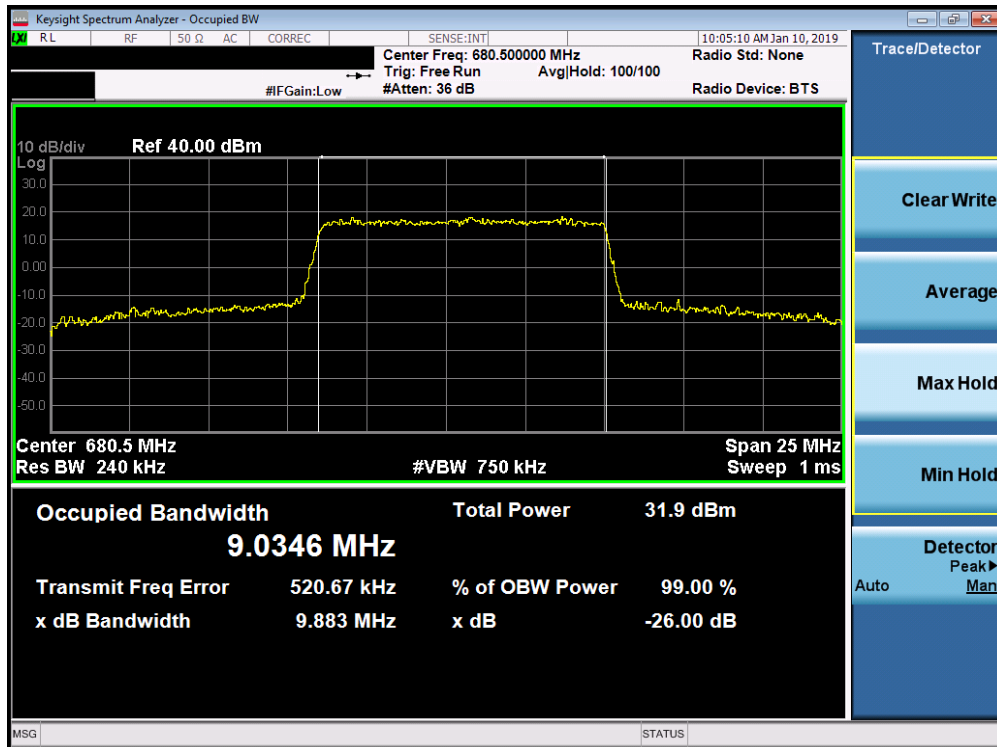


Plot 7-3. Occupied Bandwidth Plot (Band 71 - 5.0MHz 64-QAM - Full RB Configuration)

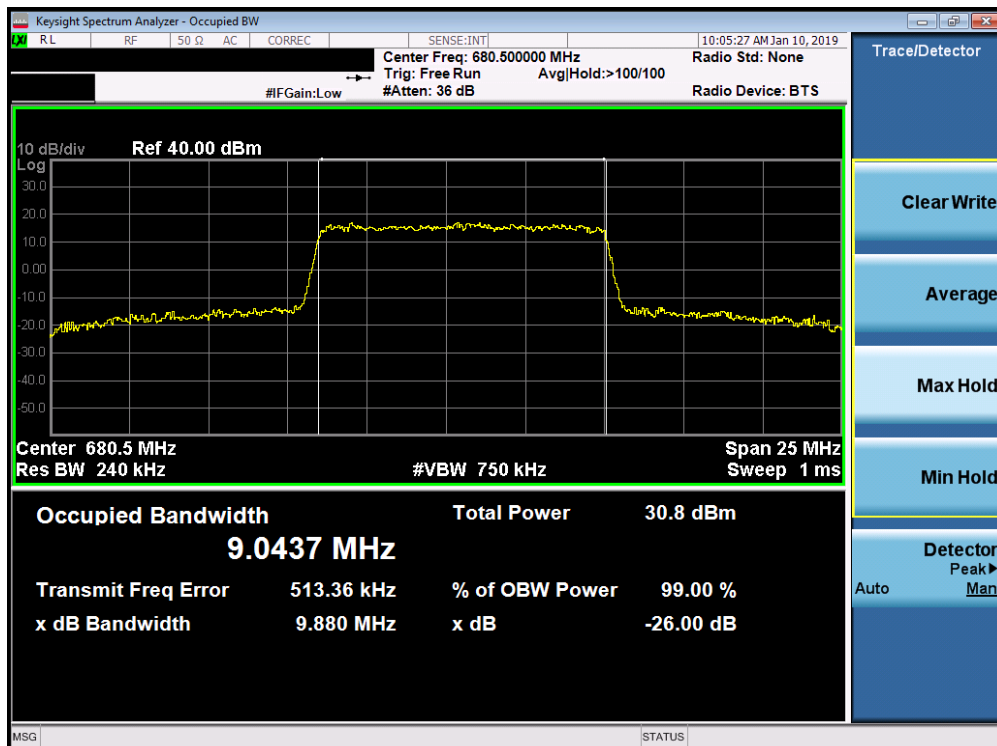


Plot 7-4. Occupied Bandwidth Plot (Band 71 - 10.0MHz QPSK - Full RB Configuration)

FCC ID: ZNFV450PM	MEASUREMENT REPORT (CERTIFICATION)		Approved by: Quality Manager
Test Report S/N: 1M1811230205-03-R1.ZNF	Test Dates: 11/19/2018 – 1/17/2019	EUT Type: Portable Handset	Page 19 of 245

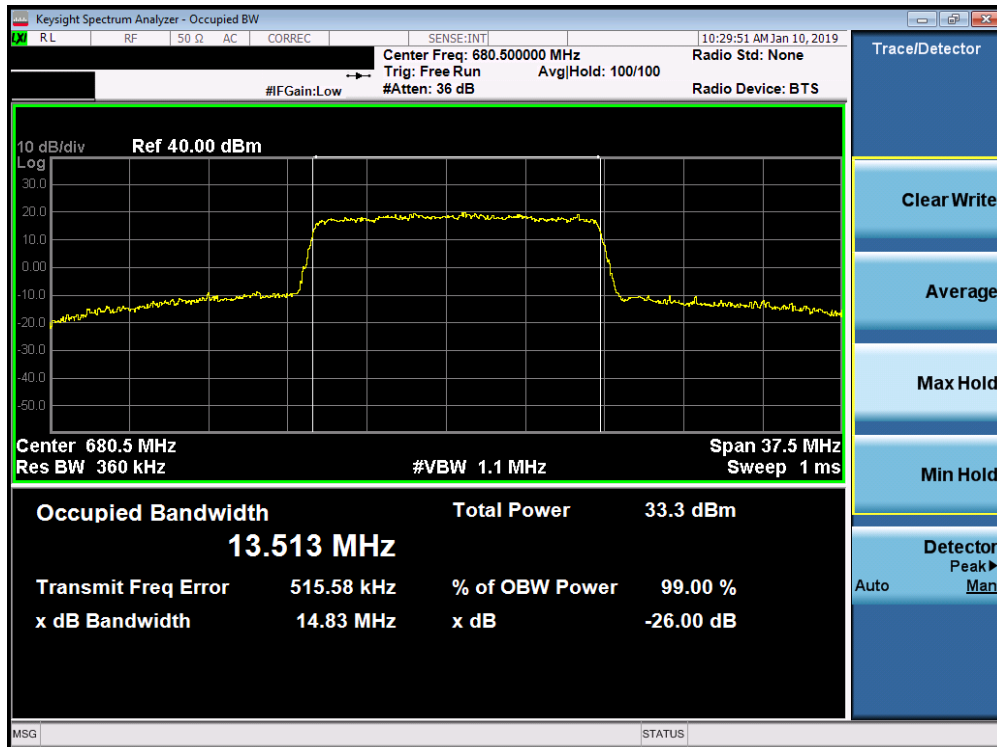


Plot 7-5. Occupied Bandwidth Plot (Band 71 - 10.0MHz 16-QAM - Full RB Configuration)

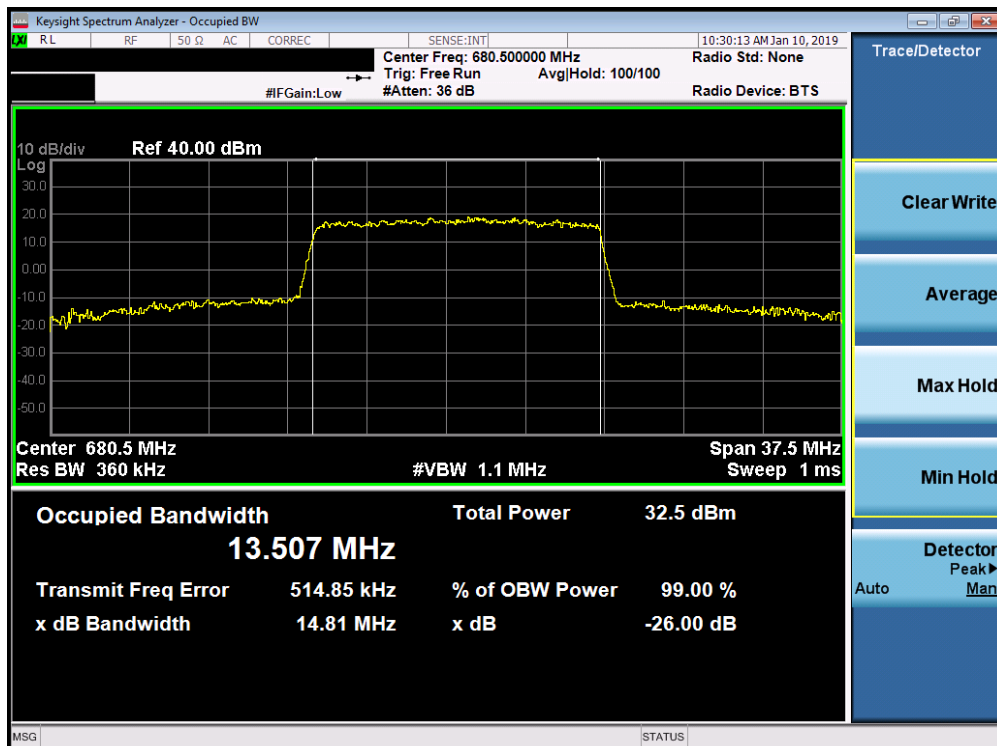


Plot 7-6. Occupied Bandwidth Plot (Band 71 - 10.0MHz 64-QAM - Full RB Configuration)

FCC ID: ZNFV450PM	PCTEST ENGINEERING LABORATORY, INC.	MEASUREMENT REPORT (CERTIFICATION)	LG	Approved by: Quality Manager
Test Report S/N: 1M1811230205-03-R1-ZNF	Test Dates: 11/19/2018 – 1/17/2019	EUT Type: Portable Handset		Page 20 of 245

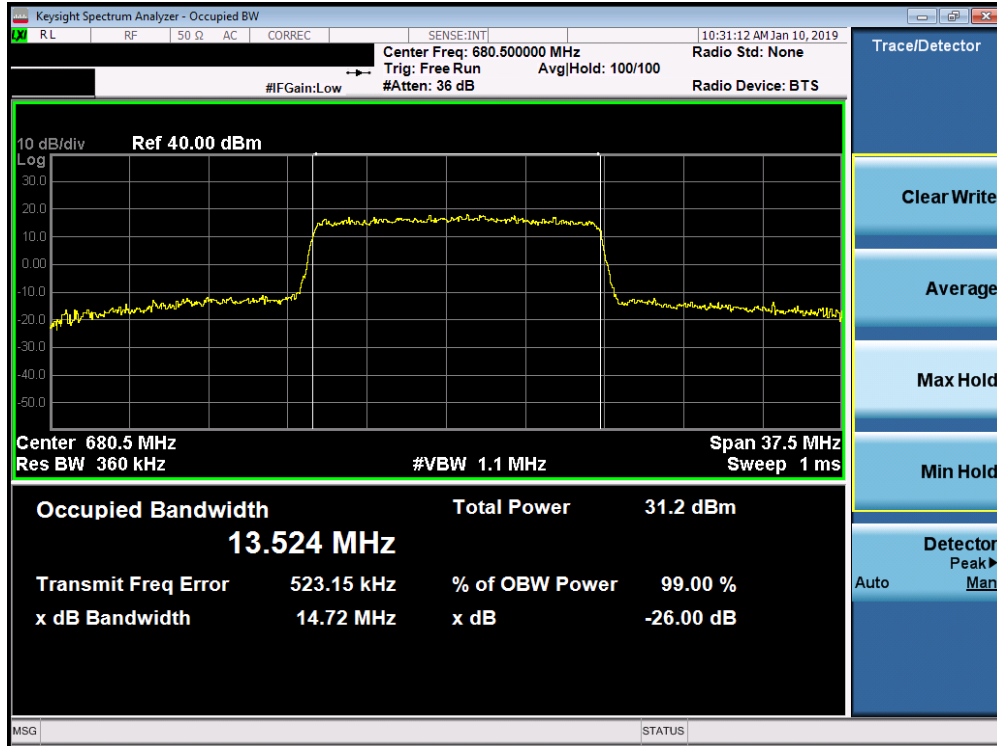


Plot 7-7. Occupied Bandwidth Plot (Band 71 - 15.0MHz QPSK - Full RB Configuration)

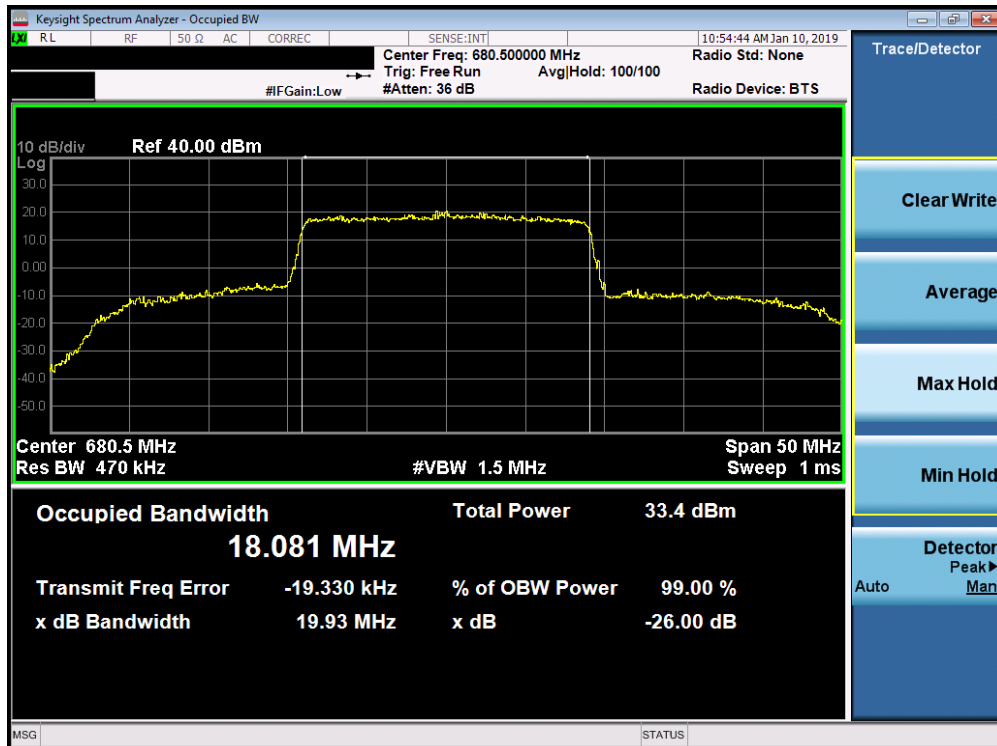


Plot 7-8. Occupied Bandwidth Plot (Band 71 - 15.0MHz 16-QAM - Full RB Configuration)

FCC ID: ZNFV450PM	PCTEST ENGINEERING LABORATORY, INC.	MEASUREMENT REPORT (CERTIFICATION)	LG	Approved by: Quality Manager
Test Report S/N: 1M1811230205-03-R1-ZNF	Test Dates: 11/19/2018 – 1/17/2019	EUT Type: Portable Handset		Page 21 of 245

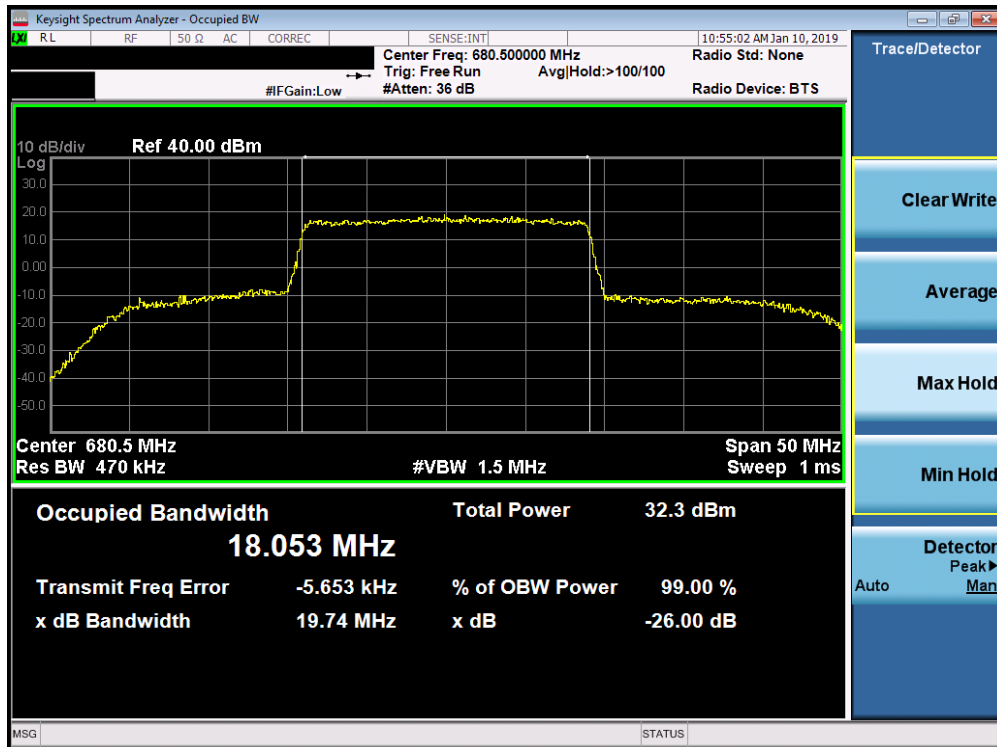


Plot 7-9. Occupied Bandwidth Plot (Band 71 - 15.0MHz 64-QAM - Full RB Configuration)

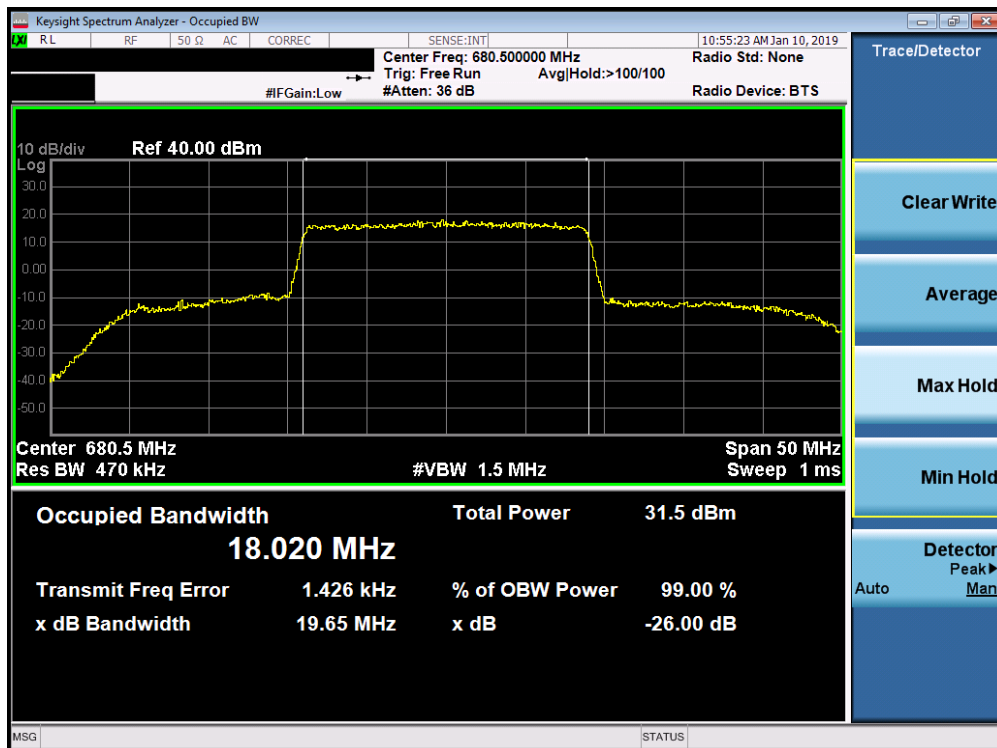


Plot 7-10. Occupied Bandwidth Plot (Band 71 - 20.0MHz QPSK - Full RB Configuration)

FCC ID: ZNFV450PM	PCTEST ENGINEERING LABORATORY, INC.	MEASUREMENT REPORT (CERTIFICATION)	LG	Approved by: Quality Manager
Test Report S/N: 1M1811230205-03-R1-ZNF	Test Dates: 11/19/2018 – 1/17/2019	EUT Type: Portable Handset		Page 22 of 245



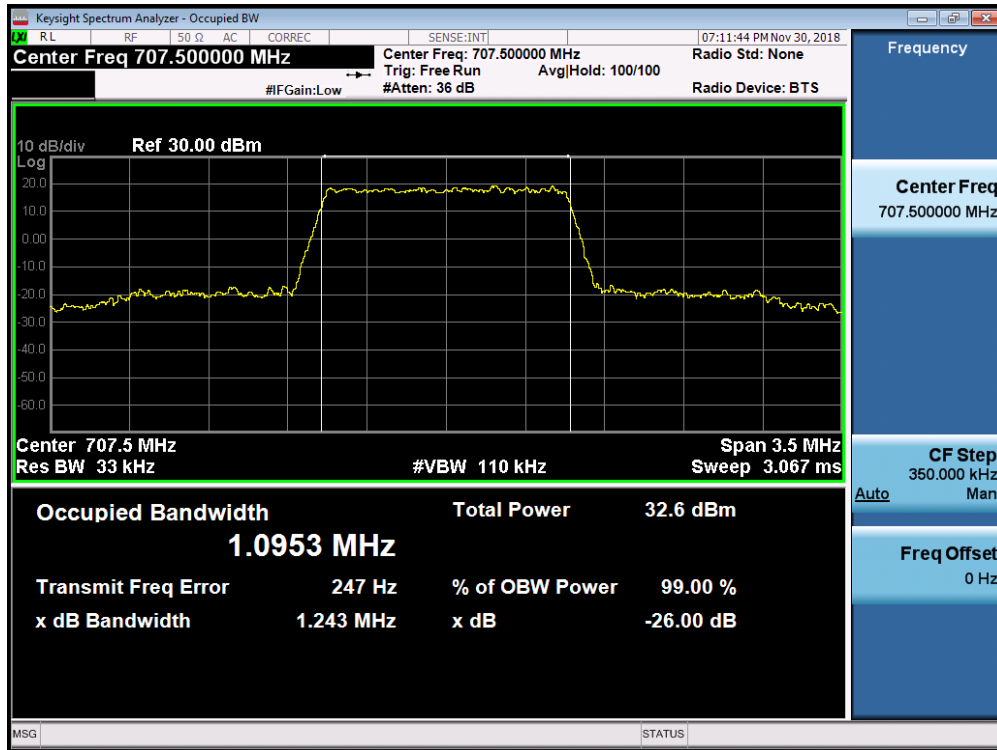
Plot 7-11. Occupied Bandwidth Plot (Band 71 - 20.0MHz 16-QAM - Full RB Configuration)



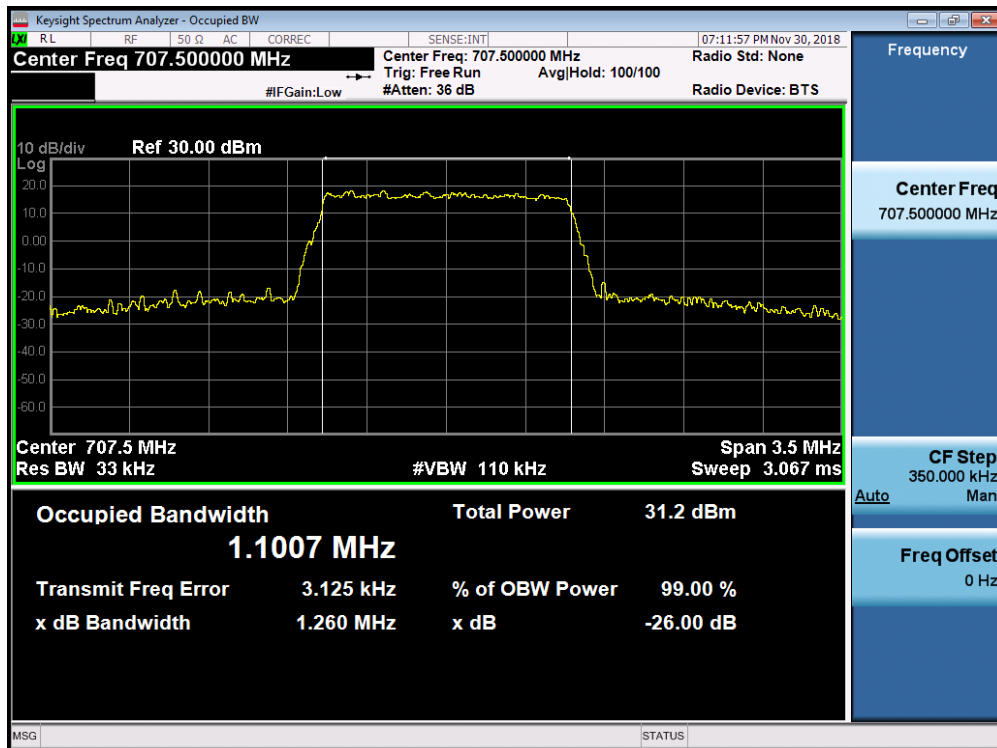
Plot 7-12. Occupied Bandwidth Plot (Band 71 - 20.0MHz 64-QAM - Full RB Configuration)

FCC ID: ZNFV450PM	MEASUREMENT REPORT (CERTIFICATION)			Approved by: Quality Manager
Test Report S/N: 1M1811230205-03-R1-ZNF	Test Dates: 11/19/2018 – 1/17/2019	EUT Type: Portable Handset		Page 23 of 245

Band 12/17

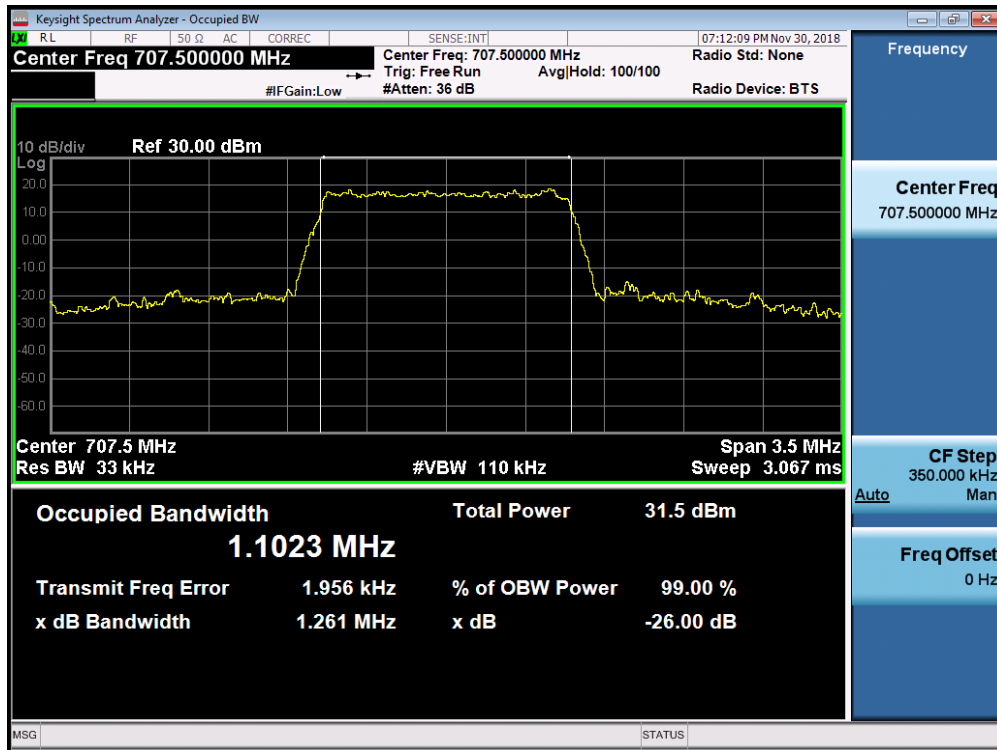


Plot 7-13. Occupied Bandwidth Plot (Band 12 - 1.4MHz QPSK - Full RB Configuration)

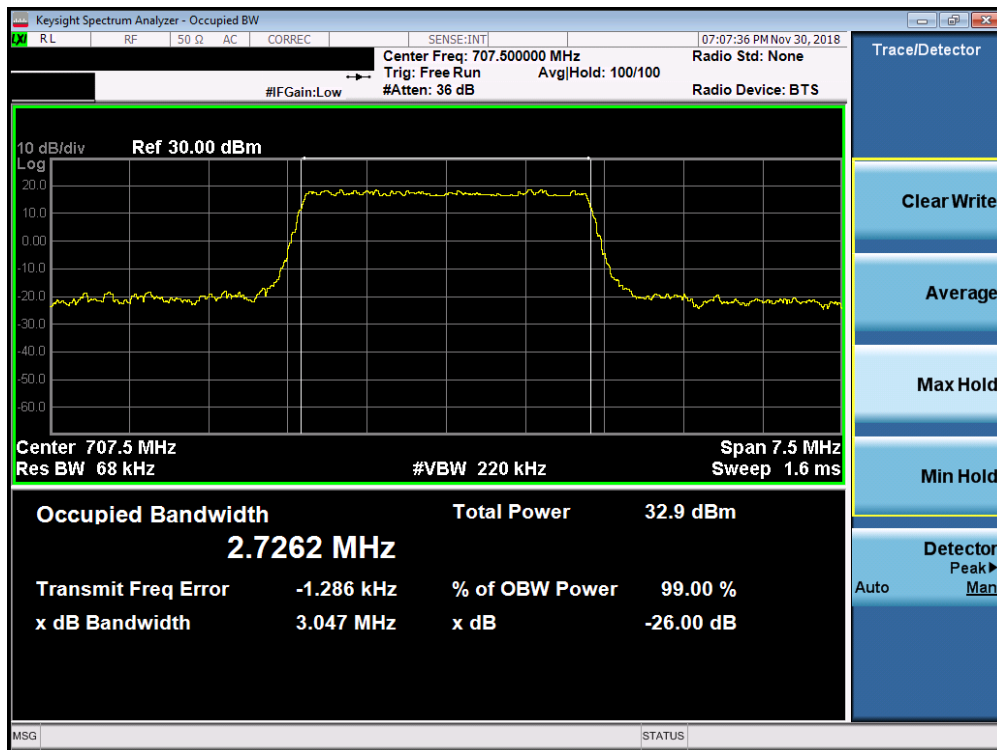


Plot 7-14. Occupied Bandwidth Plot (Band 12 - 1.4MHz 16-QAM - Full RB Configuration)

FCC ID: ZNFV450PM	PCTEST ENGINEERING LABORATORY, INC.	MEASUREMENT REPORT (CERTIFICATION)	LG	Approved by: Quality Manager
Test Report S/N: 1M1811230205-03-R1-ZNF	Test Dates: 11/19/2018 – 1/17/2019	EUT Type: Portable Handset		Page 24 of 245

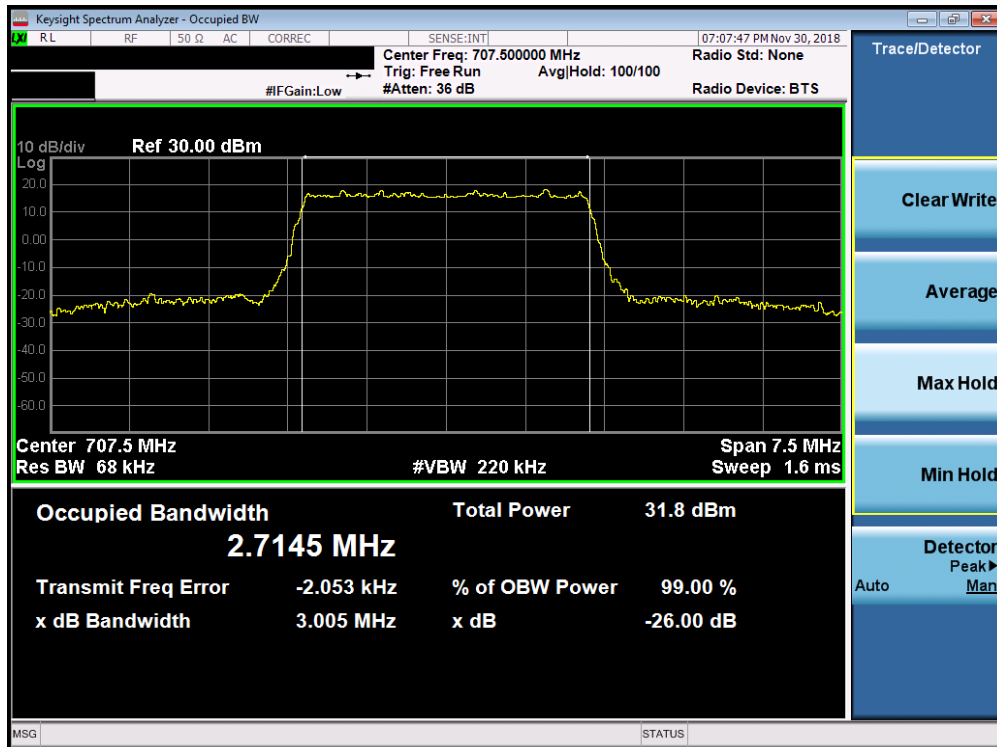


Plot 7-15. Occupied Bandwidth Plot (Band 12 - 1.4MHz 64-QAM - Full RB Configuration)

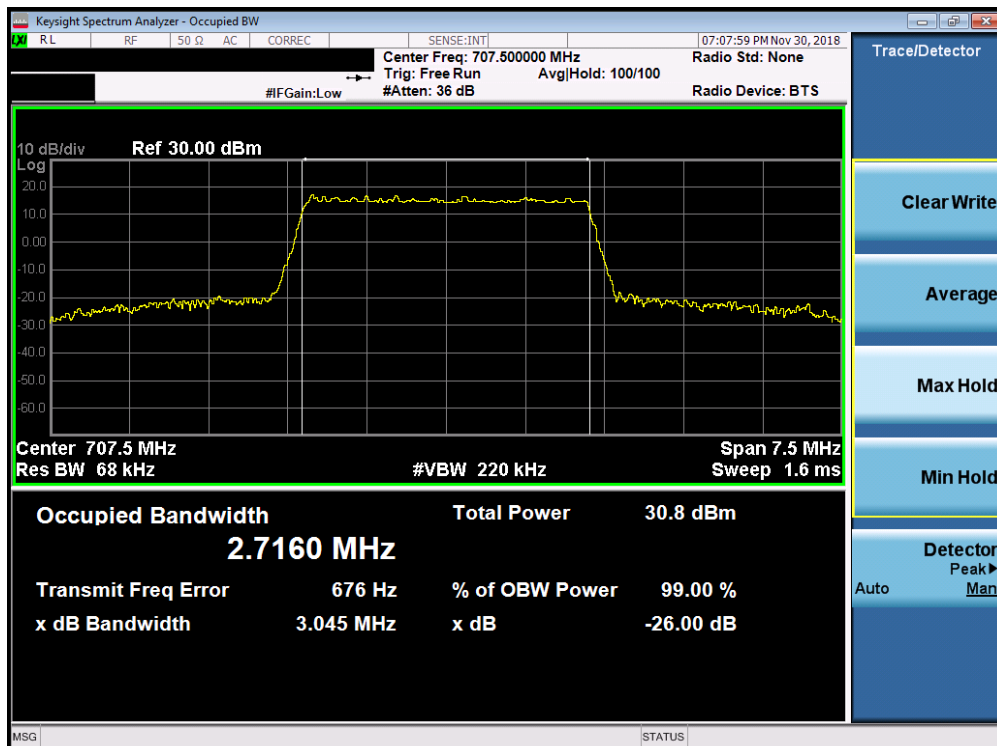


Plot 7-16. Occupied Bandwidth Plot (Band 12 - 3.0MHz QPSK - Full RB Configuration)

FCC ID: ZNFV450PM	PCTEST ENGINEERING LABORATORY, INC.	MEASUREMENT REPORT (CERTIFICATION)	LG	Approved by: Quality Manager
Test Report S/N: 1M1811230205-03-R1-ZNF	Test Dates: 11/19/2018 – 1/17/2019	EUT Type: Portable Handset		Page 25 of 245

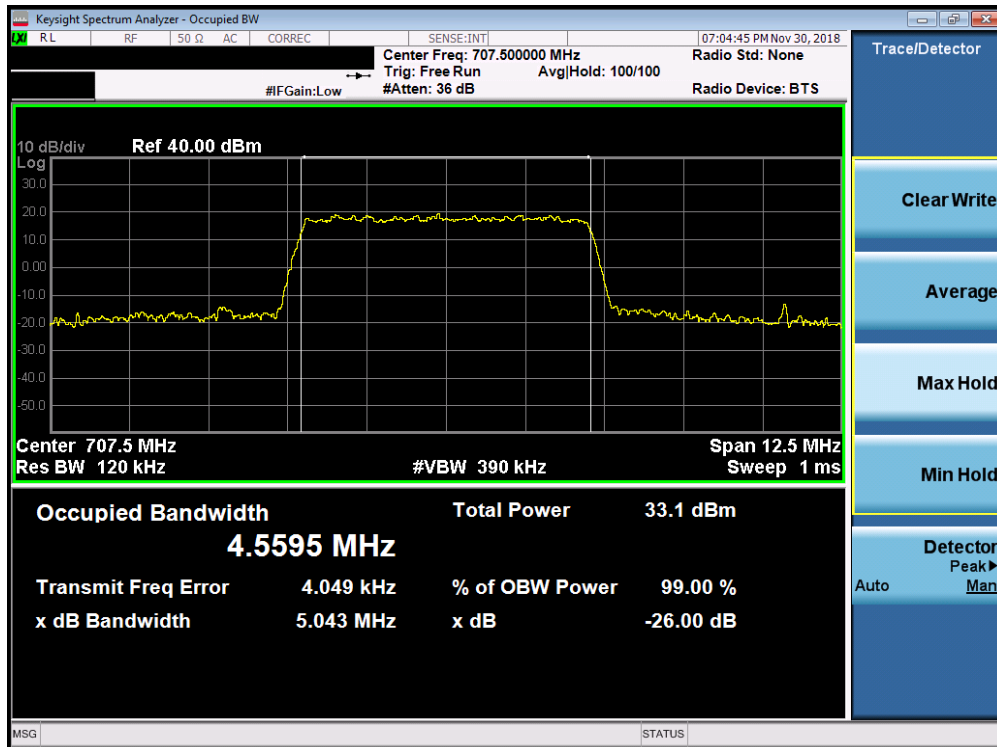


Plot 7-17. Occupied Bandwidth Plot (Band 12 - 3.0MHz 16-QAM - Full RB Configuration)

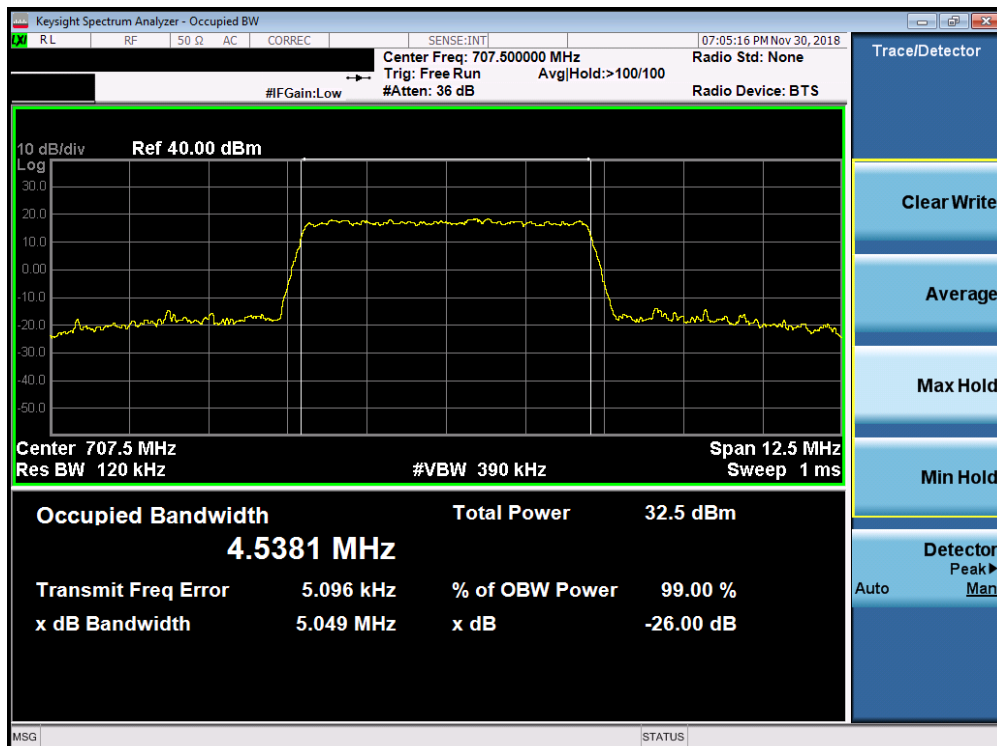


Plot 7-18. Occupied Bandwidth Plot (Band 12 - 3.0MHz 64-QAM - Full RB Configuration)

FCC ID: ZNFV450PM	PCTEST ENGINEERING LABORATORY, INC.	MEASUREMENT REPORT (CERTIFICATION)	LG	Approved by: Quality Manager
Test Report S/N: 1M1811230205-03-R1-ZNF	Test Dates: 11/19/2018 – 1/17/2019	EUT Type: Portable Handset		Page 26 of 245

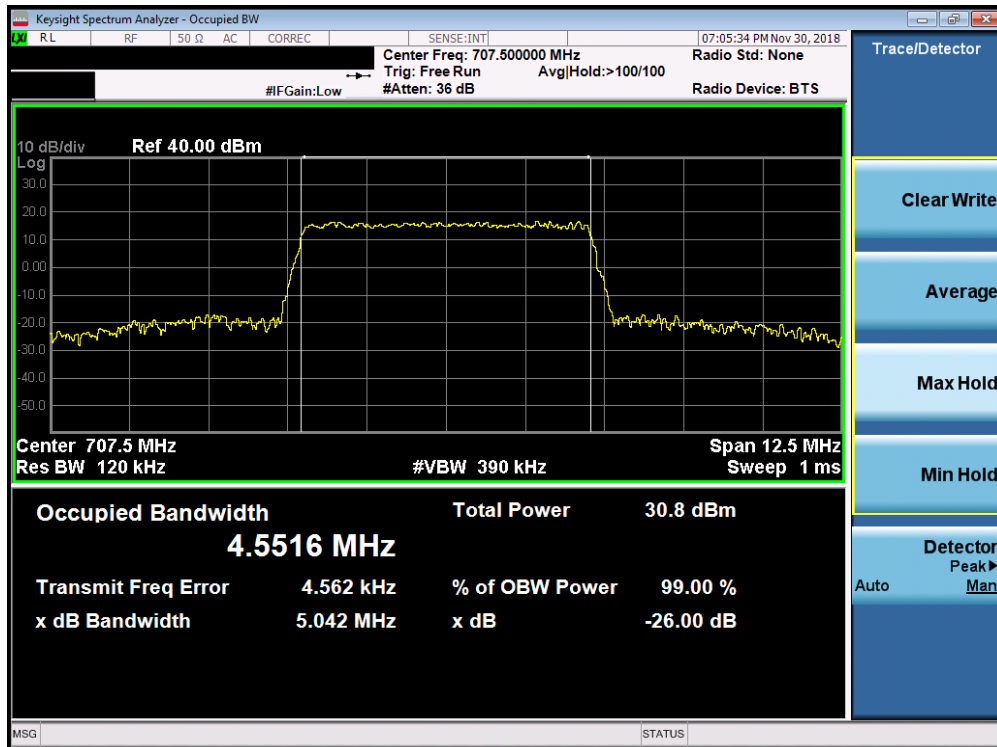


Plot 7-19. Occupied Bandwidth Plot (Band 12/17 - 5.0MHz QPSK - Full RB Configuration)

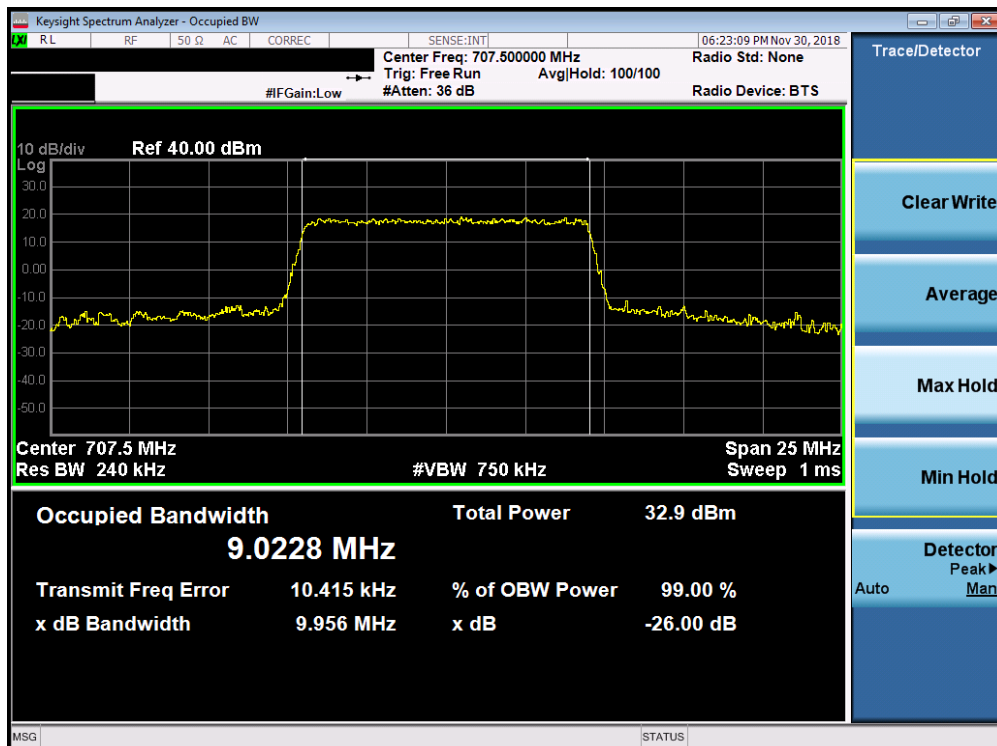


Plot 7-20. Occupied Bandwidth Plot (Band 12/17 - 5.0MHz 16-QAM - Full RB Configuration)

FCC ID: ZNFV450PM	MEASUREMENT REPORT (CERTIFICATION)		Approved by: Quality Manager
Test Report S/N: 1M1811230205-03-R1.ZNF	Test Dates: 11/19/2018 – 1/17/2019	EUT Type: Portable Handset	Page 27 of 245

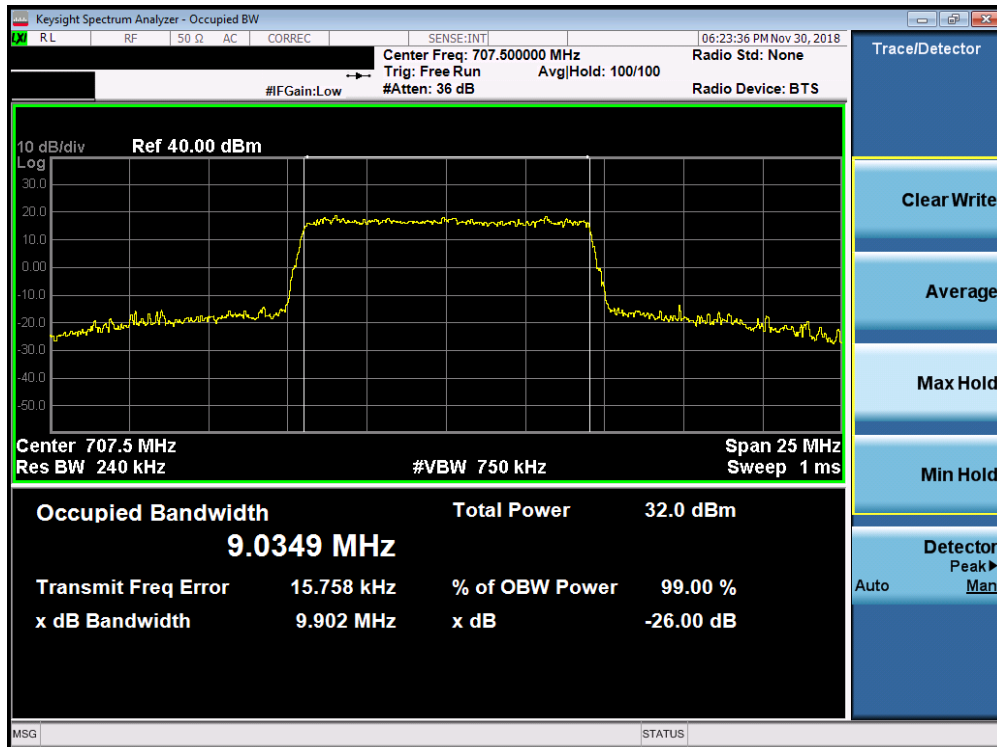


Plot 7-21. Occupied Bandwidth Plot (Band 12/17 - 5.0MHz 64-QAM - Full RB Configuration)

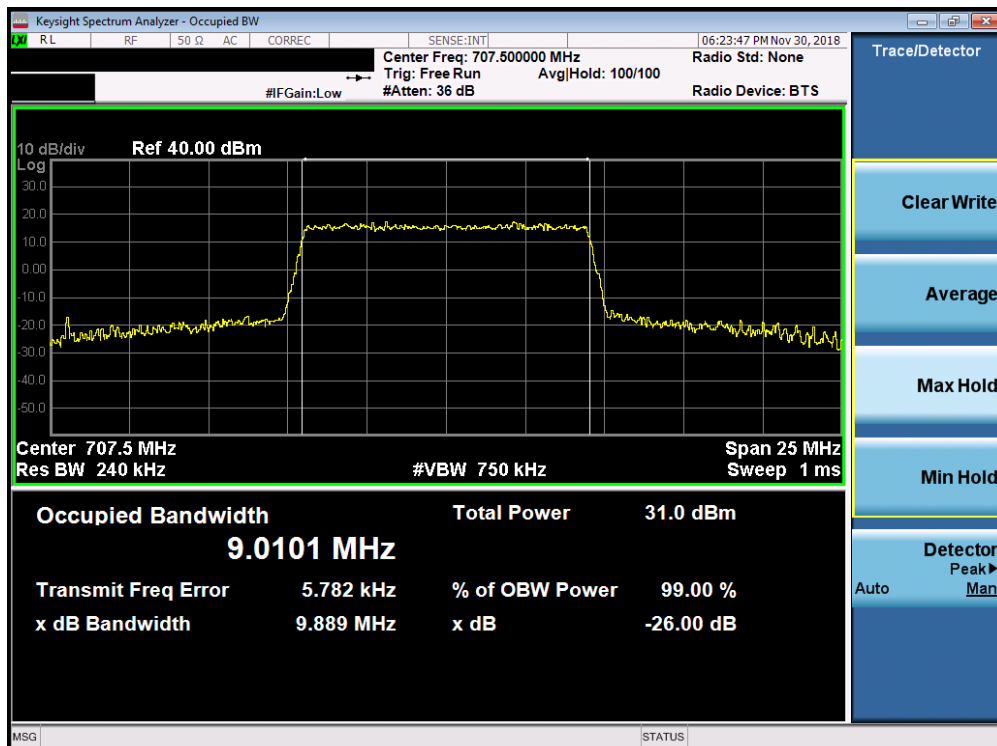


Plot 7-22. Occupied Bandwidth Plot (Band 12/17 - 10.0MHz QPSK - Full RB Configuration)

FCC ID: ZNFV450PM	PCTEST ENGINEERING LABORATORY, INC.	MEASUREMENT REPORT (CERTIFICATION)	LG	Approved by: Quality Manager
Test Report S/N: 1M1811230205-03-R1-ZNF	Test Dates: 11/19/2018 – 1/17/2019	EUT Type: Portable Handset		Page 28 of 245



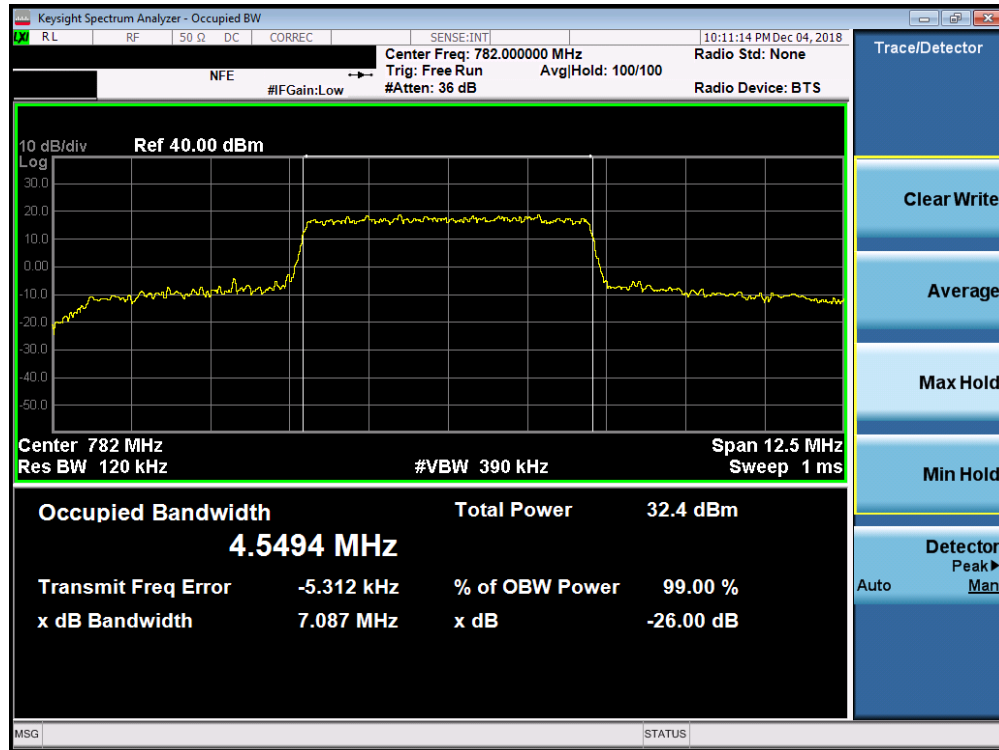
Plot 7-23. Occupied Bandwidth Plot (Band 12/17 - 10.0MHz 16-QAM - Full RB Configuration)



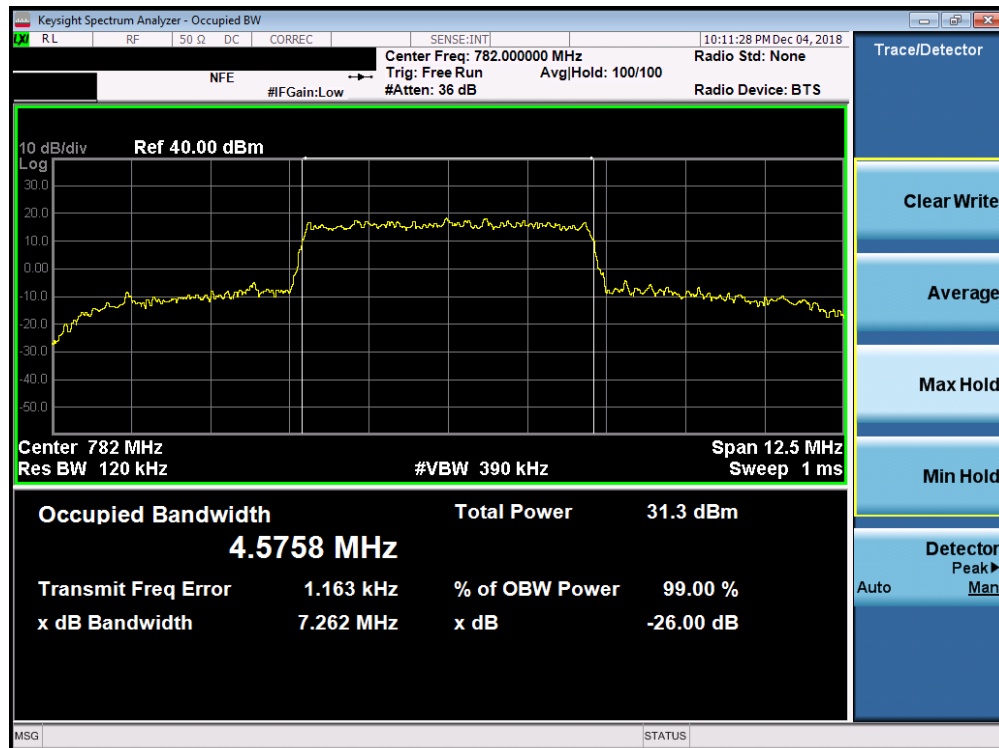
Plot 7-24. Occupied Bandwidth Plot (Band 12/17 - 10.0MHz 64-QAM - Full RB Configuration)

FCC ID: ZNFV450PM	PCTEST ENGINEERING LABORATORY, INC.	MEASUREMENT REPORT (CERTIFICATION)	LG	Approved by: Quality Manager
Test Report S/N: 1M1811230205-03-R1.ZNF	Test Dates: 11/19/2018 – 1/17/2019	EUT Type: Portable Handset		Page 29 of 245

Band 13

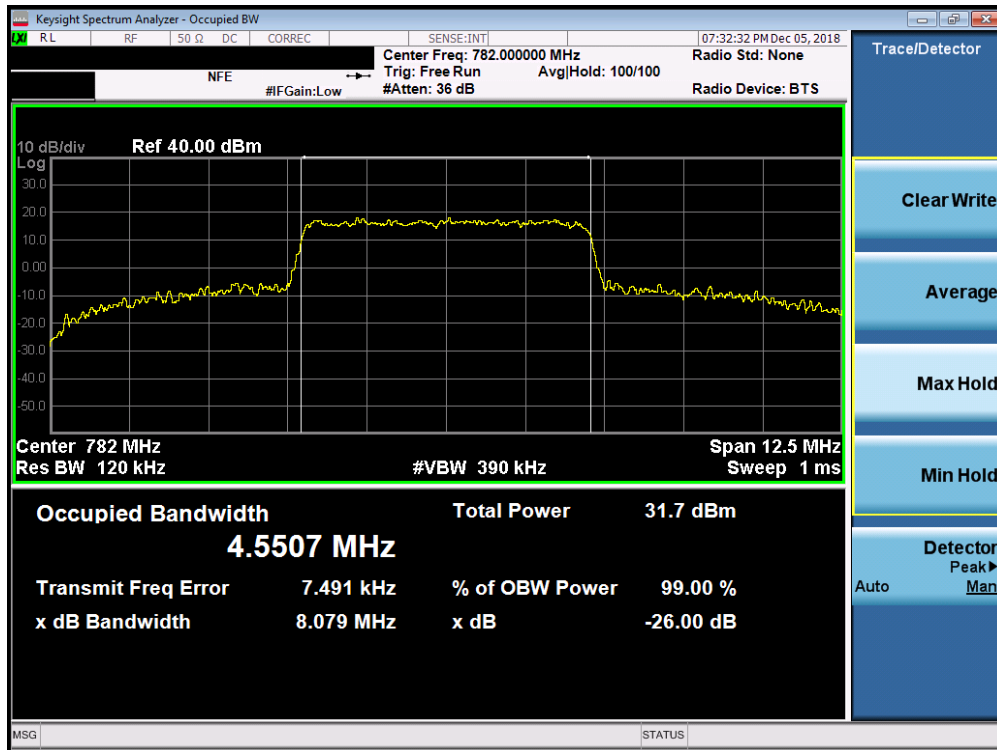


Plot 7-25. Occupied Bandwidth Plot (Band 13 - 5.0MHz QPSK - Full RB Configuration)

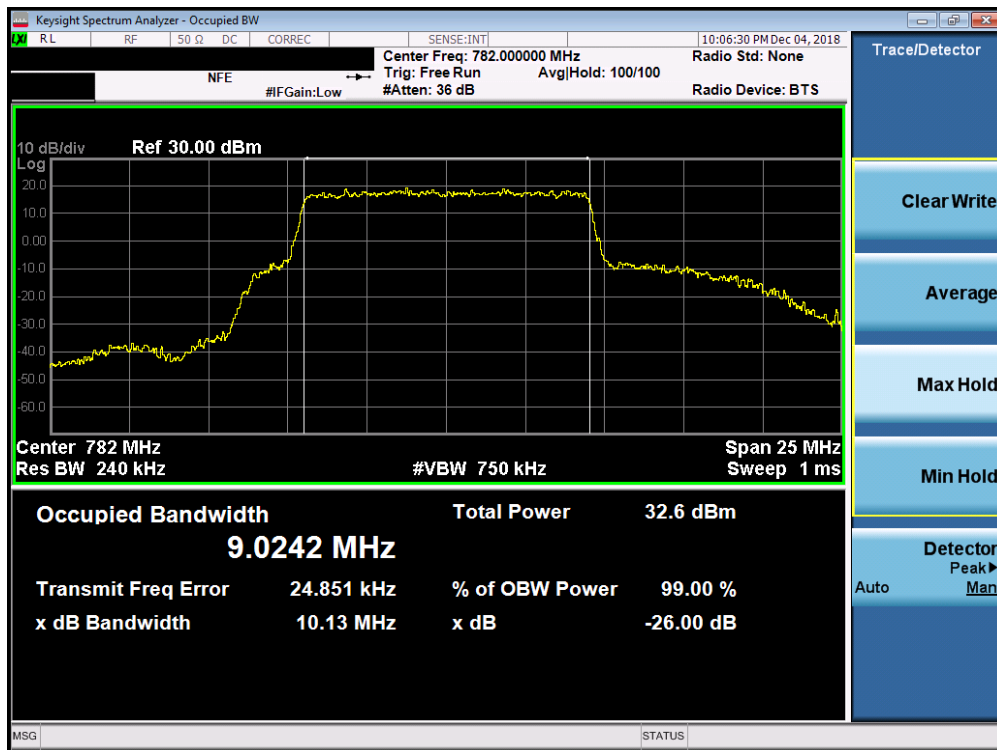


Plot 7-26. Occupied Bandwidth Plot (Band 13 - 5.0MHz 16-QAM - Full RB Configuration)

FCC ID: ZNFV450PM	PCTEST ENGINEERING LABORATORY, INC.	MEASUREMENT REPORT (CERTIFICATION)	LG	Approved by: Quality Manager
Test Report S/N: 1M1811230205-03-R1-ZNF	Test Dates: 11/19/2018 – 1/17/2019	EUT Type: Portable Handset		Page 30 of 245

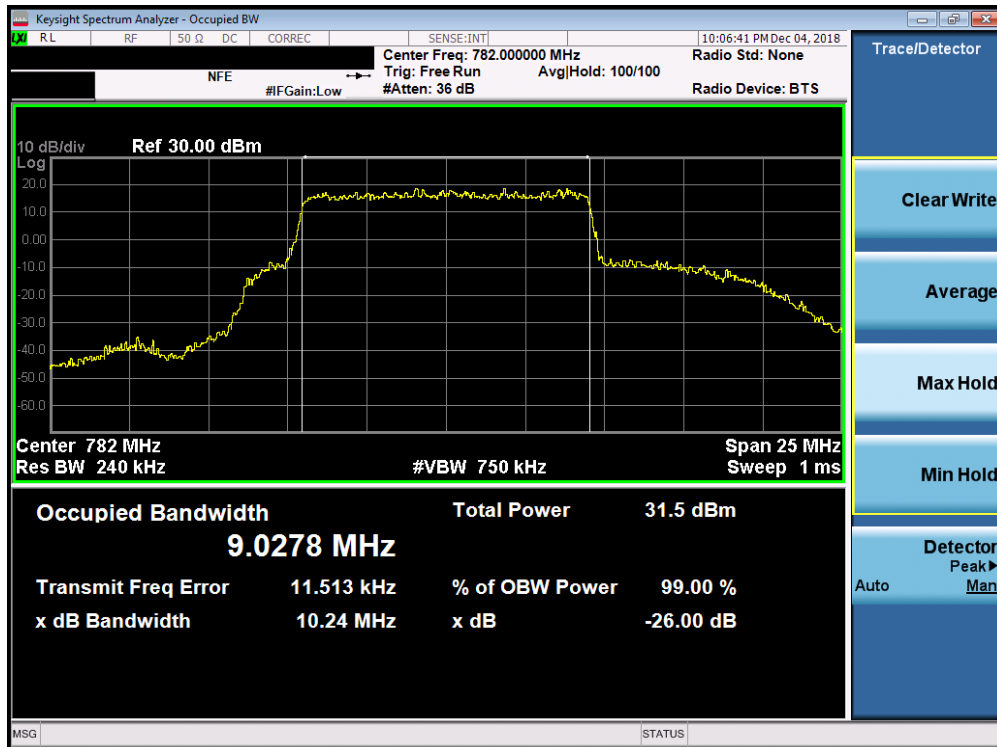


Plot 7-27. Occupied Bandwidth Plot (Band 13 - 5.0MHz 64-QAM - Full RB Configuration)

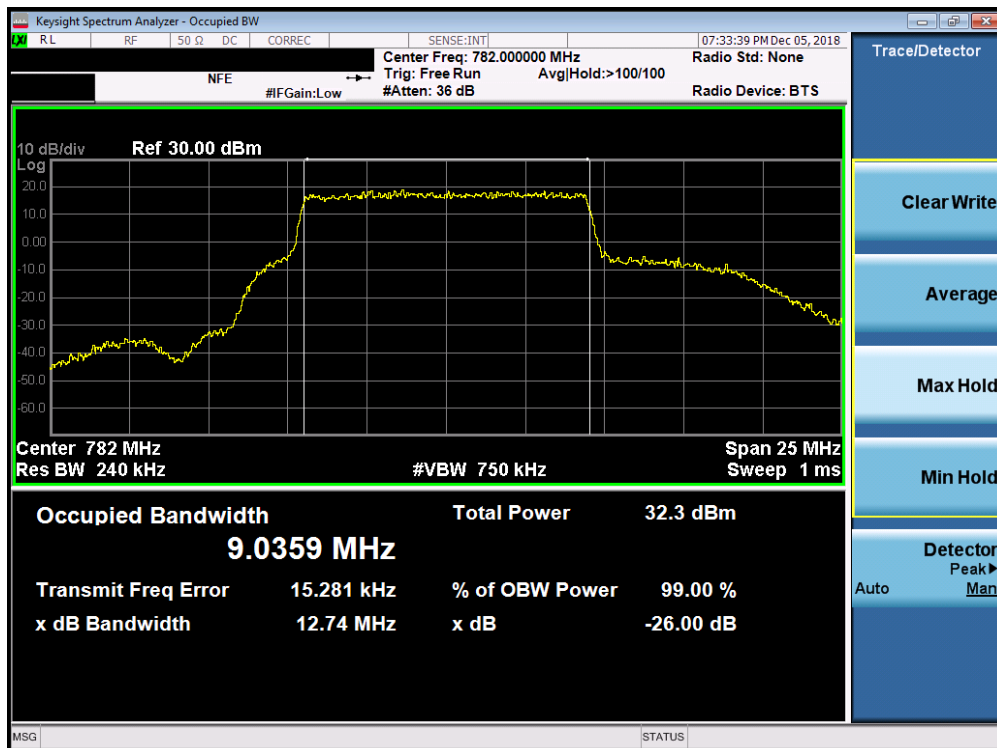


Plot 7-28. Occupied Bandwidth Plot (Band 13 - 10.0MHz QPSK - Full RB Configuration)

FCC ID: ZNFV450PM	PCTEST ENGINEERING LABORATORY, INC.	MEASUREMENT REPORT (CERTIFICATION)	LG	Approved by: Quality Manager
Test Report S/N: 1M1811230205-03-R1-ZNF	Test Dates: 11/19/2018 – 1/17/2019	EUT Type: Portable Handset		Page 31 of 245



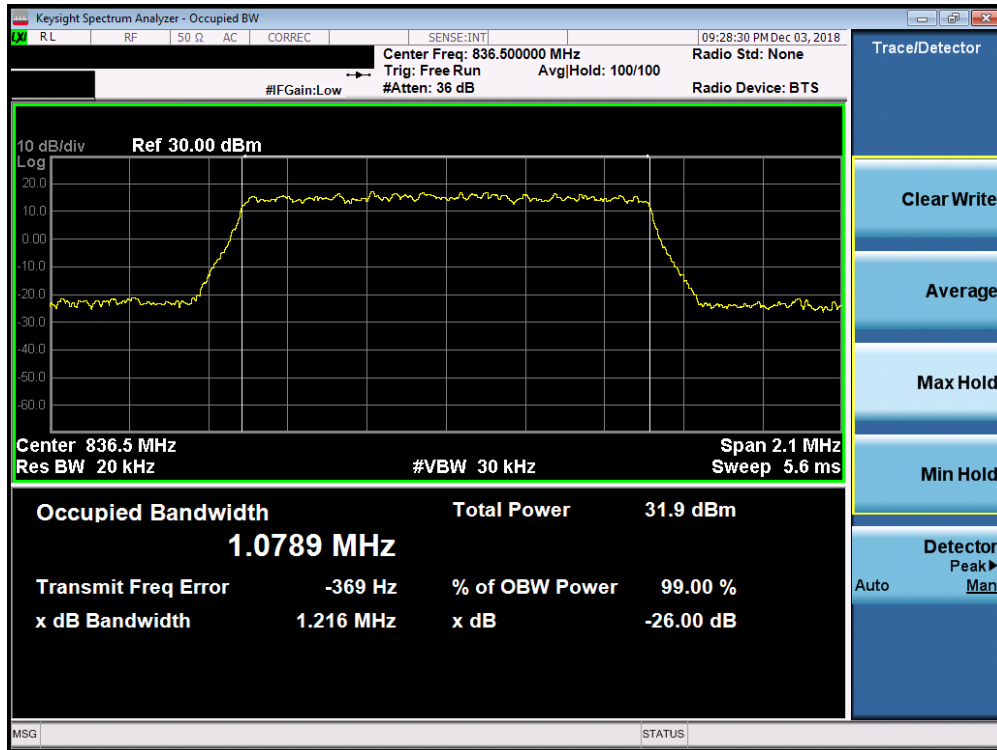
Plot 7-29. Occupied Bandwidth Plot (Band 13 - 10.0MHz 16-QAM - Full RB Configuration)



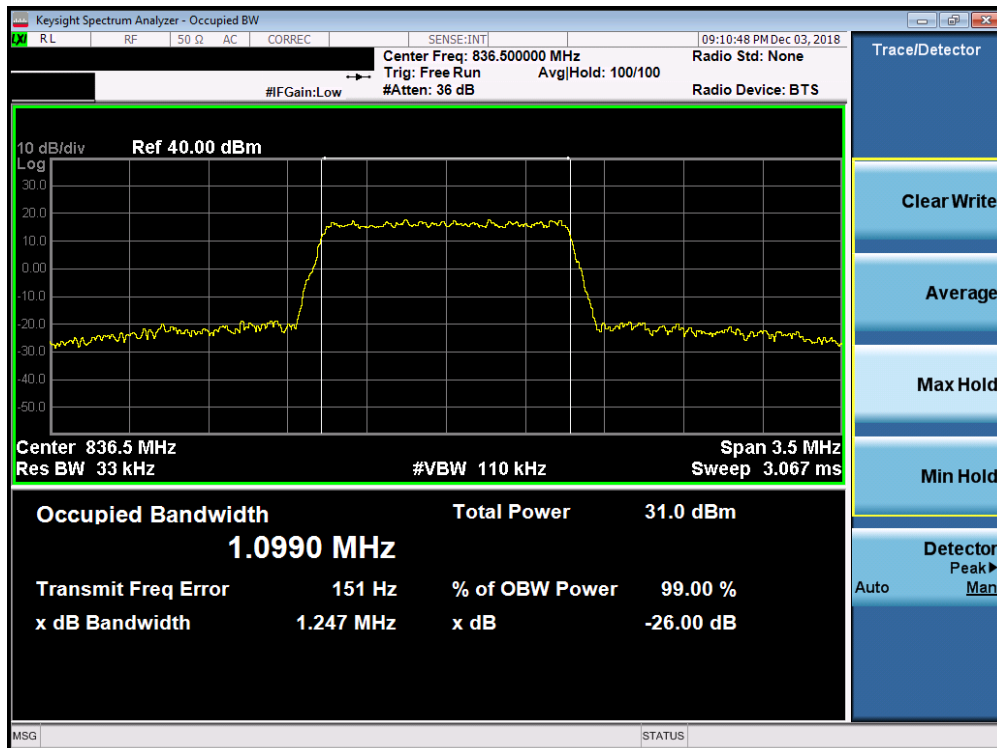
Plot 7-30. Occupied Bandwidth Plot (Band 13 - 10.0MHz 64-QAM - Full RB Configuration)

FCC ID: ZNFV450PM	PCTEST ENGINEERING LABORATORY, INC.	MEASUREMENT REPORT (CERTIFICATION)	LG	Approved by: Quality Manager
Test Report S/N: 1M1811230205-03-R1-ZNF	Test Dates: 11/19/2018 – 1/17/2019	EUT Type: Portable Handset		Page 32 of 245

Band 26/5

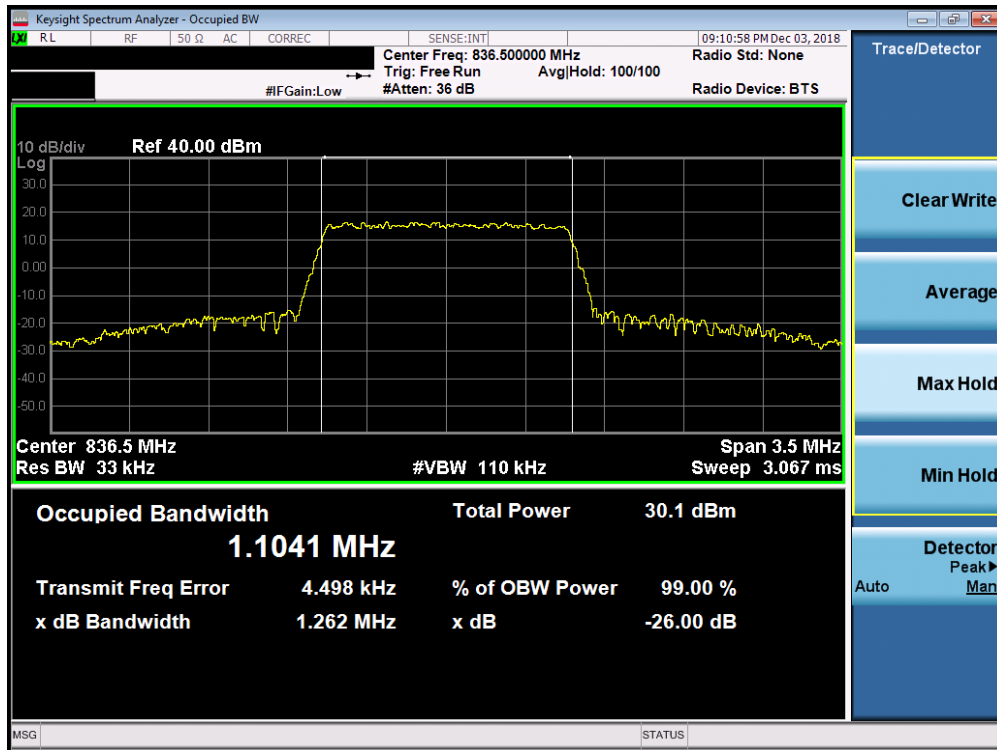


Plot 7-31. Occupied Bandwidth Plot (Band 26/5 - 1.4MHz QPSK - Full RB Configuration)

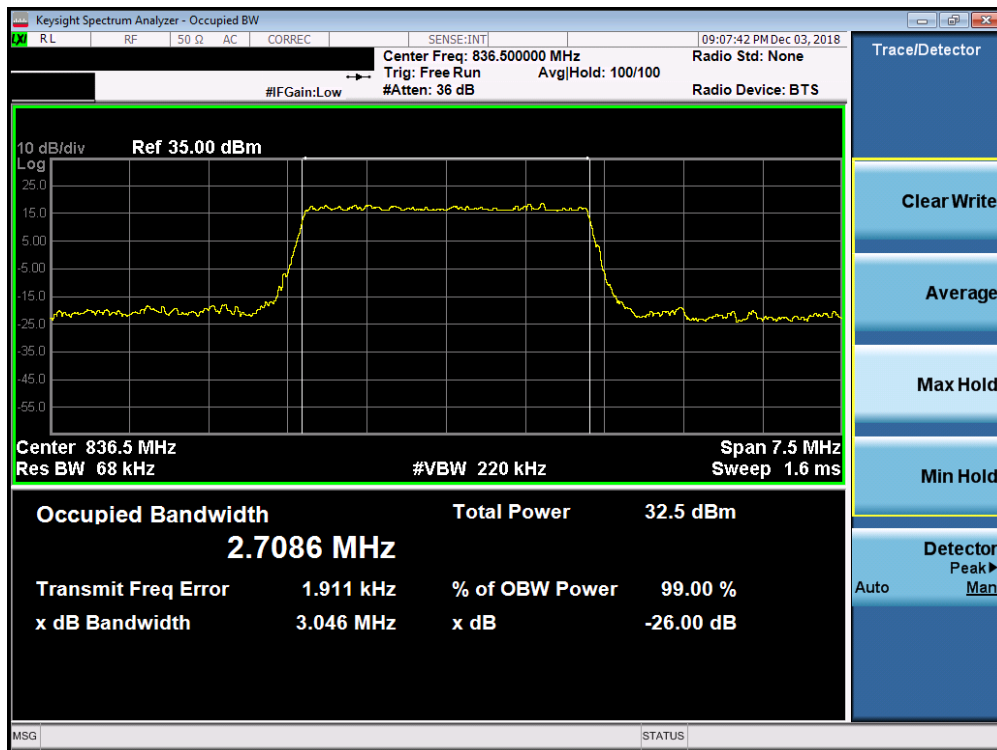


Plot 7-32. Occupied Bandwidth Plot (Band 26/5 - 1.4MHz 16-QAM - Full RB Configuration)

FCC ID: ZNFV450PM	PCTEST ENGINEERING LABORATORY, INC.	MEASUREMENT REPORT (CERTIFICATION)	LG	Approved by: Quality Manager
Test Report S/N: 1M1811230205-03-R1-ZNF	Test Dates: 11/19/2018 – 1/17/2019	EUT Type: Portable Handset		Page 33 of 245

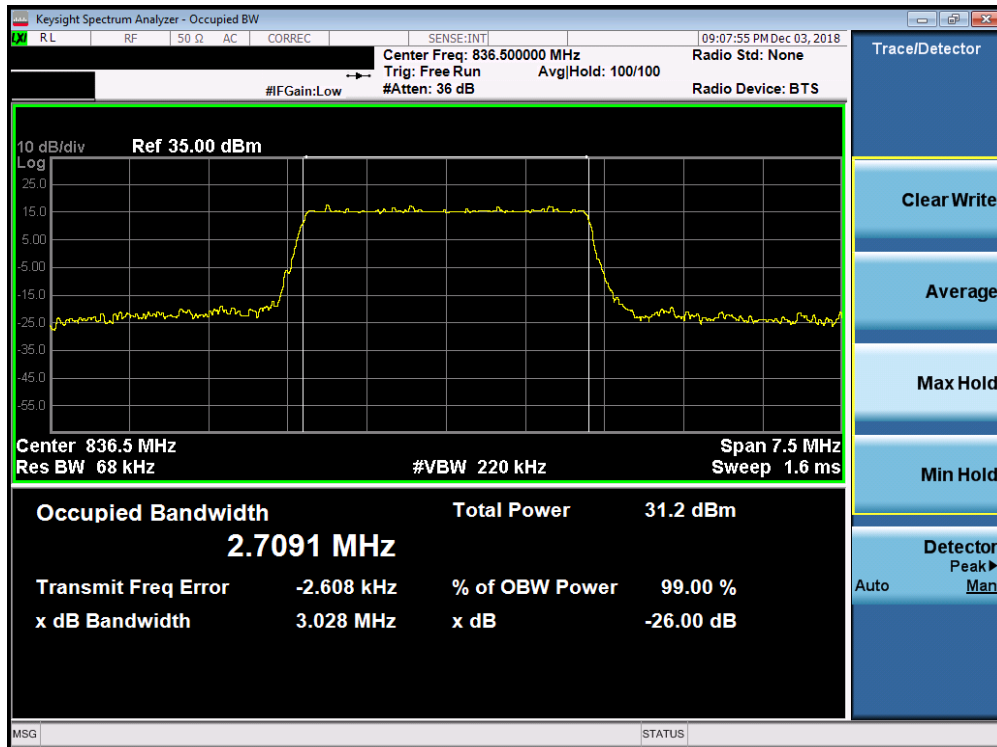


Plot 7-33. Occupied Bandwidth Plot (Band 26/5 - 1.4MHz 64-QAM - Full RB Configuration)

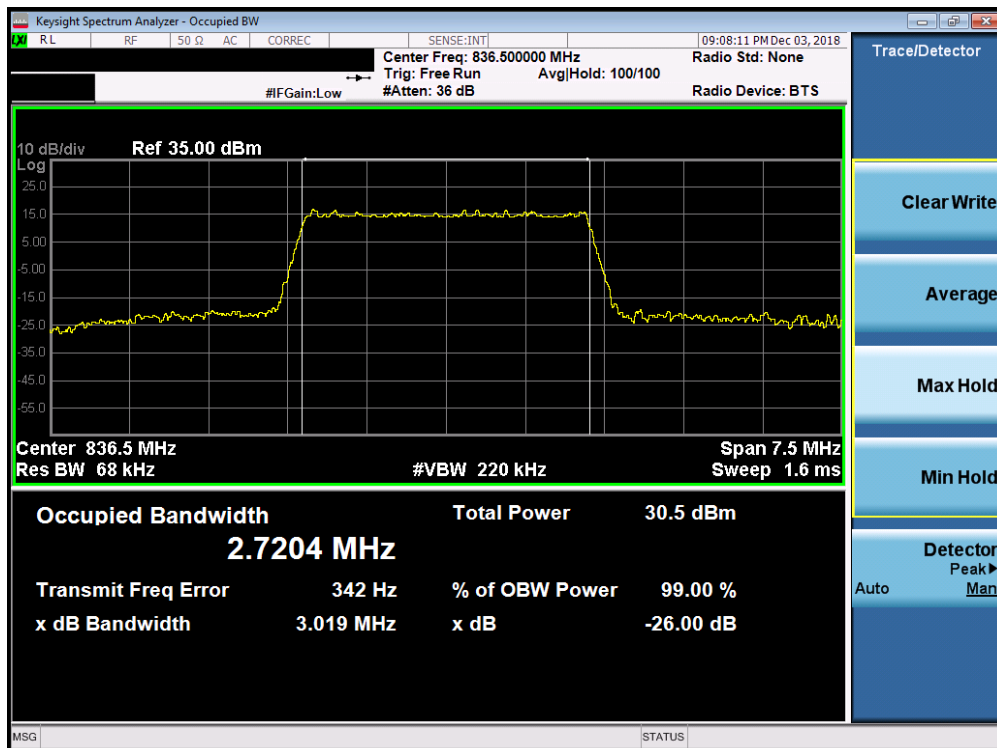


Plot 7-34. Occupied Bandwidth Plot (Band 26/5 - 3.0MHz QPSK - Full RB Configuration)

FCC ID: ZNFV450PM	MEASUREMENT REPORT (CERTIFICATION)		Approved by: Quality Manager
Test Report S/N: 1M1811230205-03-R1.ZNF	Test Dates: 11/19/2018 – 1/17/2019	EUT Type: Portable Handset	Page 34 of 245

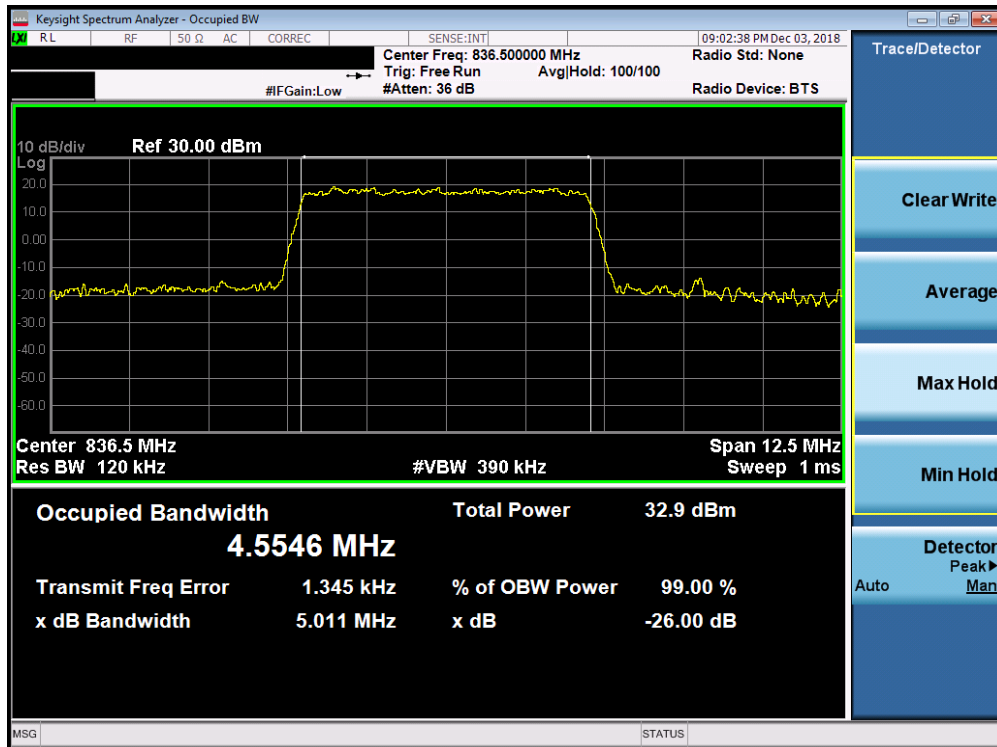


Plot 7-35. Occupied Bandwidth Plot (Band 26/5 - 3.0MHz 16-QAM - Full RB Configuration)

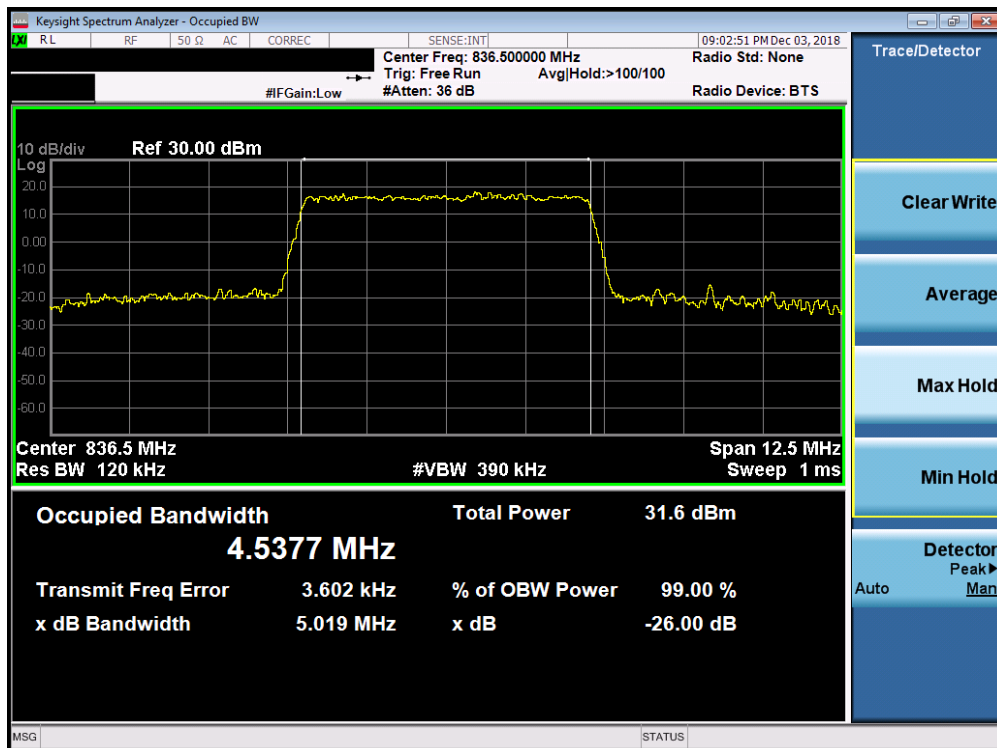


Plot 7-36. Occupied Bandwidth Plot (Band 26/5 - 3.0MHz 64-QAM - Full RB Configuration)

FCC ID: ZNFV450PM	PCTEST ENGINEERING LABORATORY, INC.	MEASUREMENT REPORT (CERTIFICATION)	LG	Approved by: Quality Manager
Test Report S/N: 1M1811230205-03-R1-ZNF	Test Dates: 11/19/2018 – 1/17/2019	EUT Type: Portable Handset		Page 35 of 245

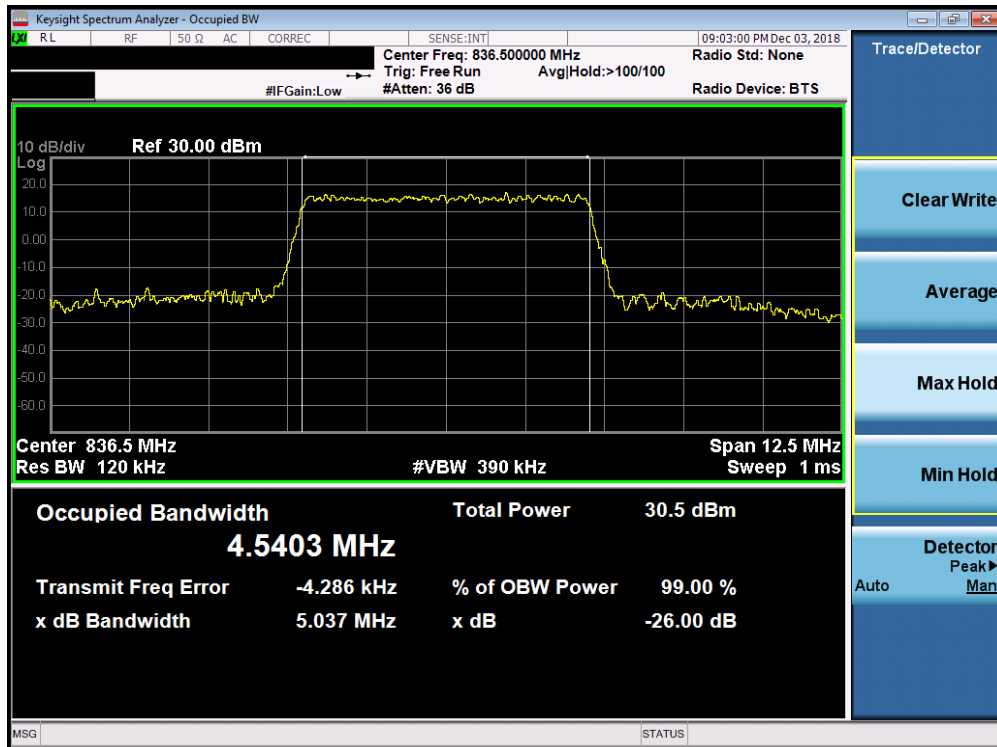


Plot 7-37. Occupied Bandwidth Plot (Band 26/5 - 5.0MHz QPSK - Full RB Configuration)

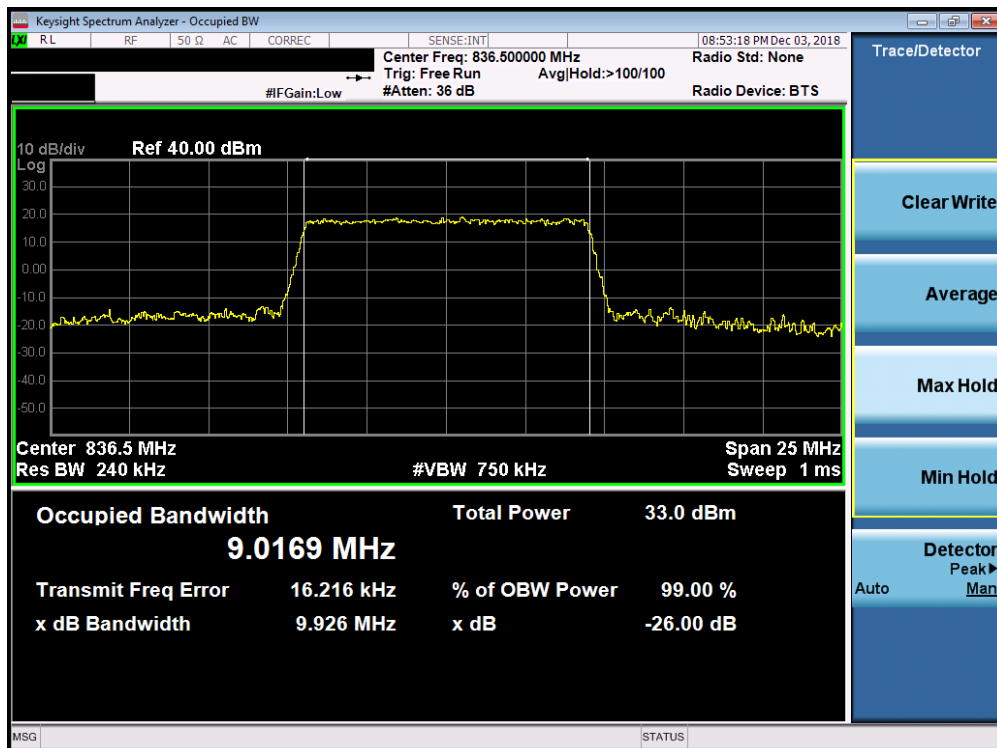


Plot 7-38. Occupied Bandwidth Plot (Band 26/5 - 5.0MHz 16-QAM - Full RB Configuration)

FCC ID: ZNFV450PM	PCTEST ENGINEERING LABORATORY, INC.	MEASUREMENT REPORT (CERTIFICATION)	LG	Approved by: Quality Manager
Test Report S/N: 1M1811230205-03-R1-ZNF	Test Dates: 11/19/2018 – 1/17/2019	EUT Type: Portable Handset		Page 36 of 245

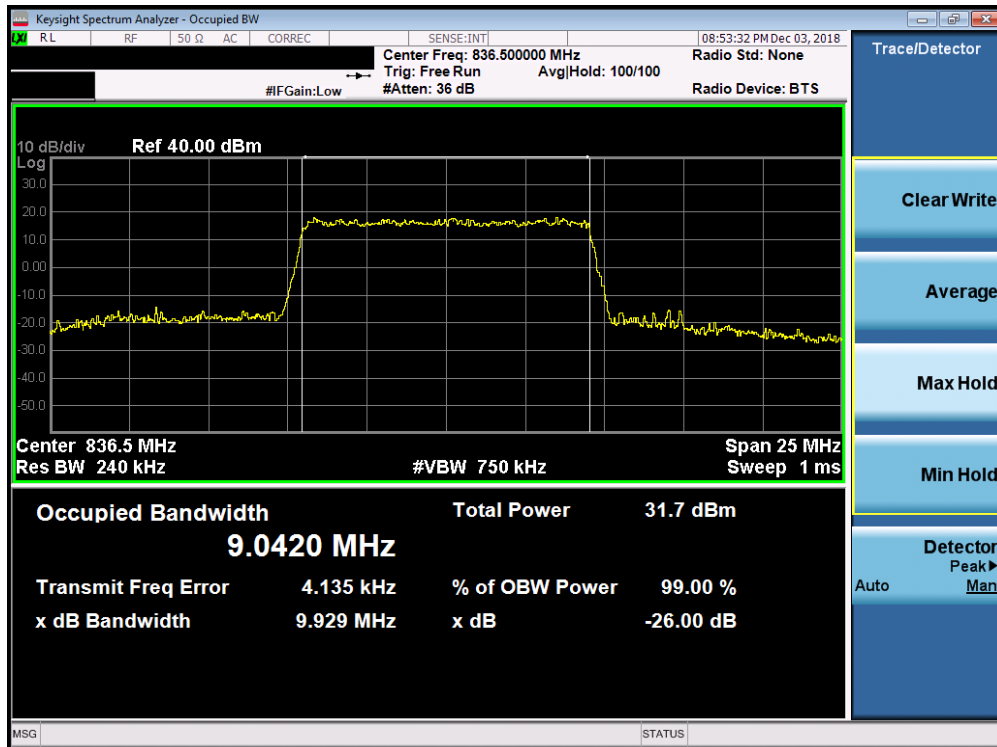


Plot 7-39. Occupied Bandwidth Plot (Band 26/5 - 5.0MHz 64-QAM - Full RB Configuration)

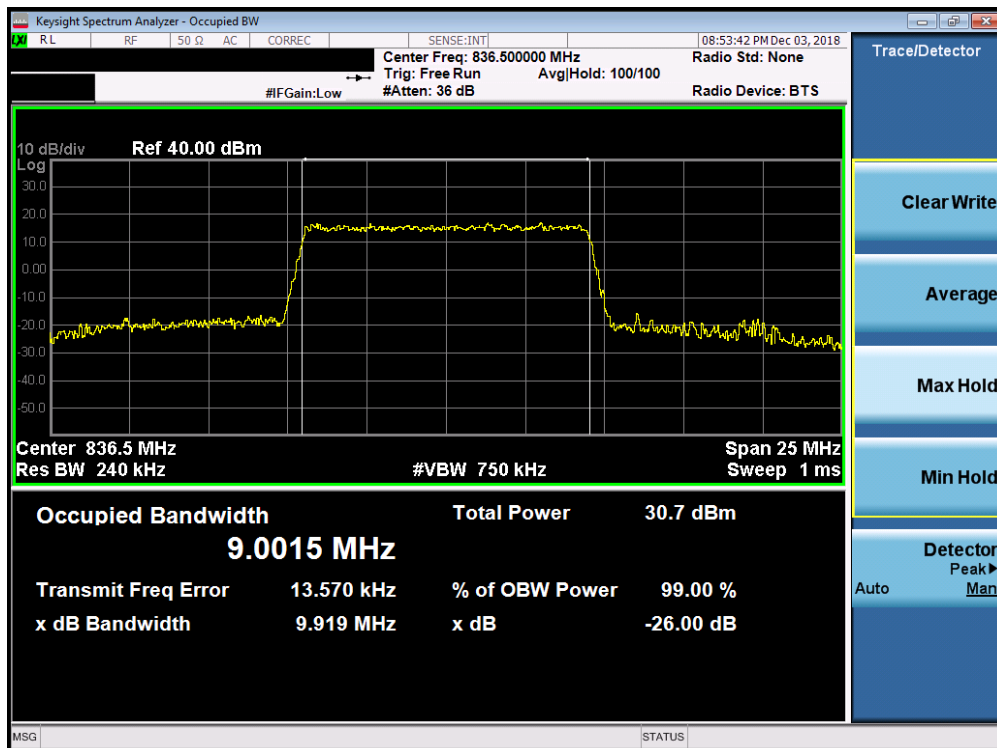


Plot 7-40. Occupied Bandwidth Plot (Band 26/5 - 10.0MHz QPSK - Full RB Configuration)

FCC ID: ZNFV450PM	PCTEST ENGINEERING LABORATORY, INC.	MEASUREMENT REPORT (CERTIFICATION)	LG	Approved by: Quality Manager
Test Report S/N: 1M1811230205-03-R1.ZNF	Test Dates: 11/19/2018 – 1/17/2019	EUT Type: Portable Handset		Page 37 of 245

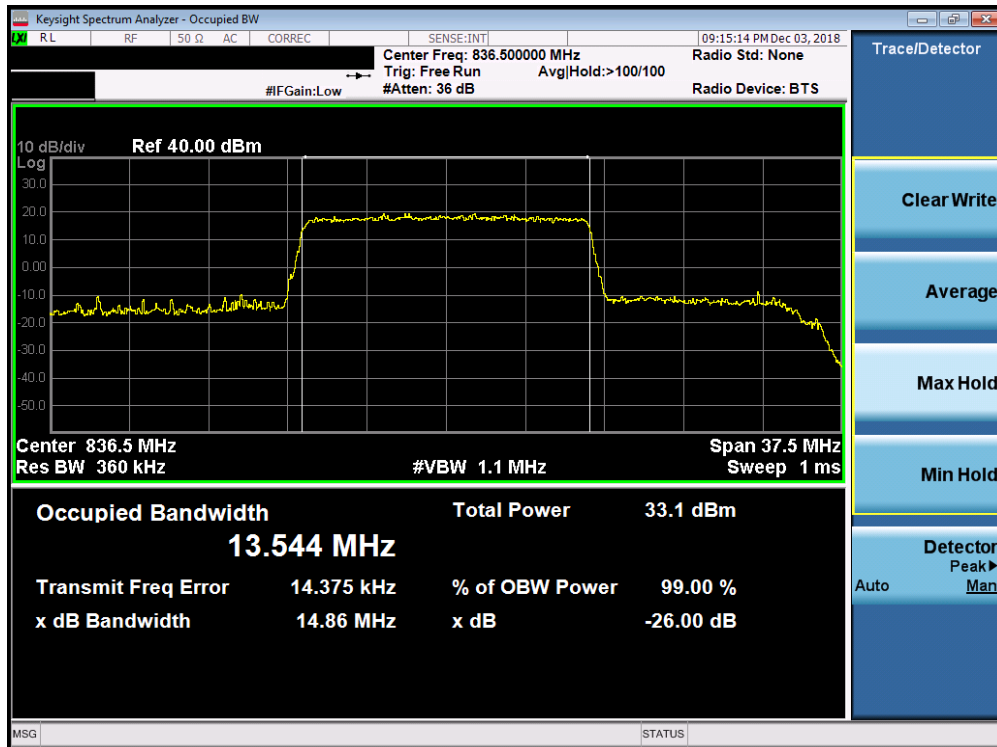


Plot 7-41. Occupied Bandwidth Plot (Band 26/5 - 10.0MHz 16-QAM - Full RB Configuration)

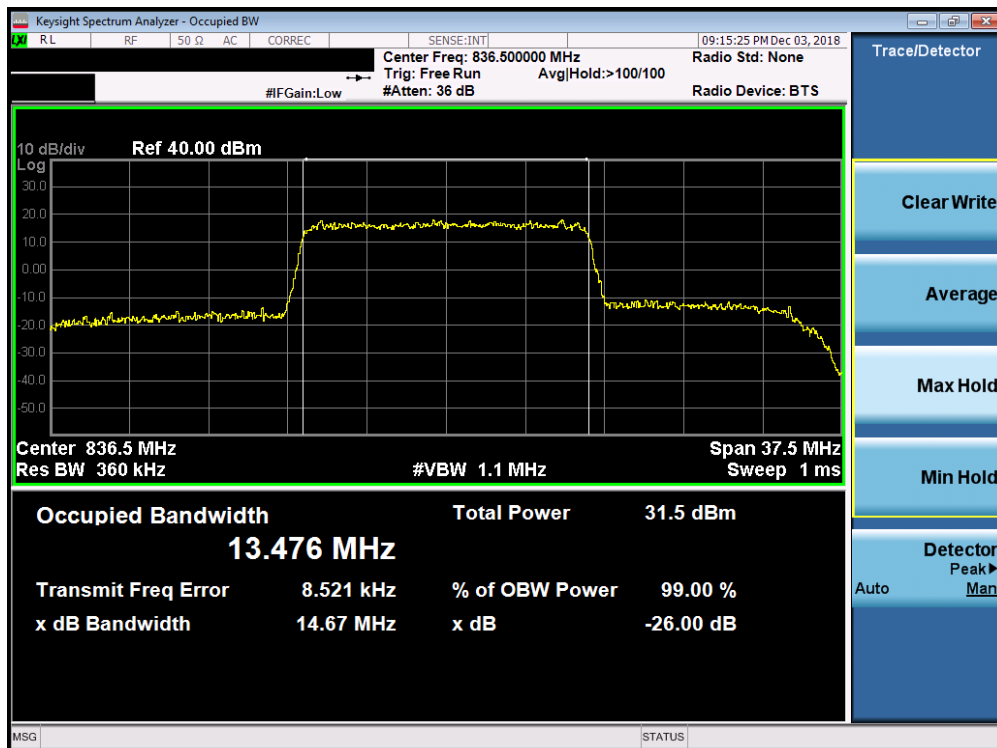


Plot 7-42. Occupied Bandwidth Plot (Band 26/5 - 10.0MHz 64-QAM - Full RB Configuration)

FCC ID: ZNFV450PM	PCTEST ENGINEERING LABORATORY, INC.	MEASUREMENT REPORT (CERTIFICATION)	LG	Approved by: Quality Manager
Test Report S/N: 1M1811230205-03-R1.ZNF	Test Dates: 11/19/2018 – 1/17/2019	EUT Type: Portable Handset		Page 38 of 245

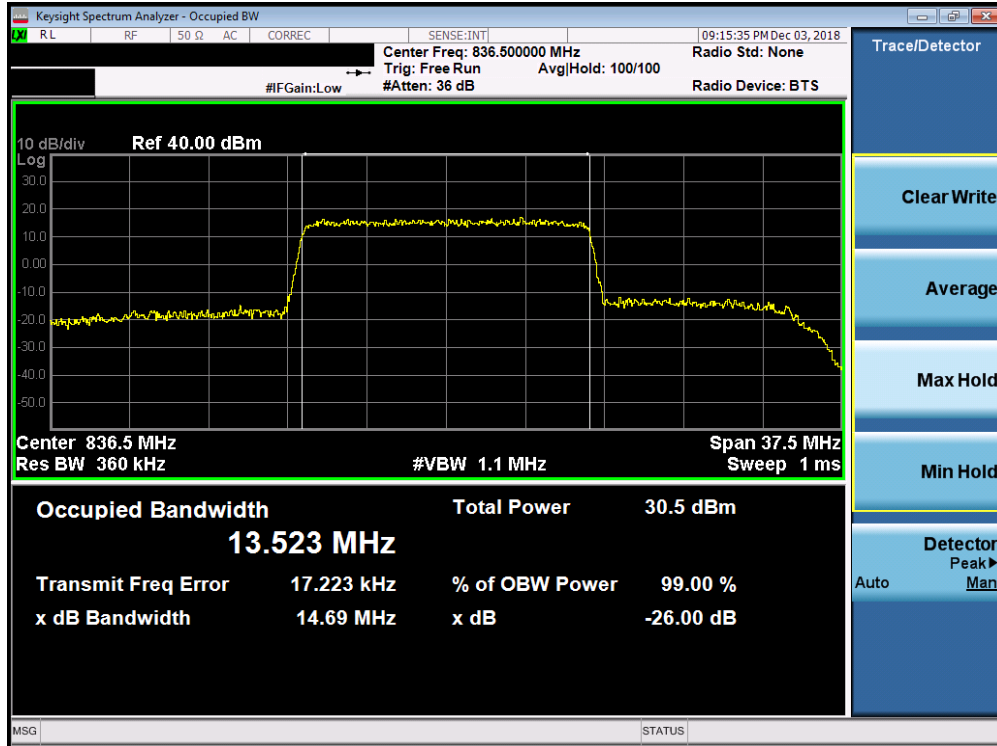


Plot 7-43. Occupied Bandwidth Plot (Band 26 - 15.0MHz QPSK - Full RB Configuration)



Plot 7-44. Occupied Bandwidth Plot (Band 26 - 15.0MHz 16-QAM - Full RB Configuration)

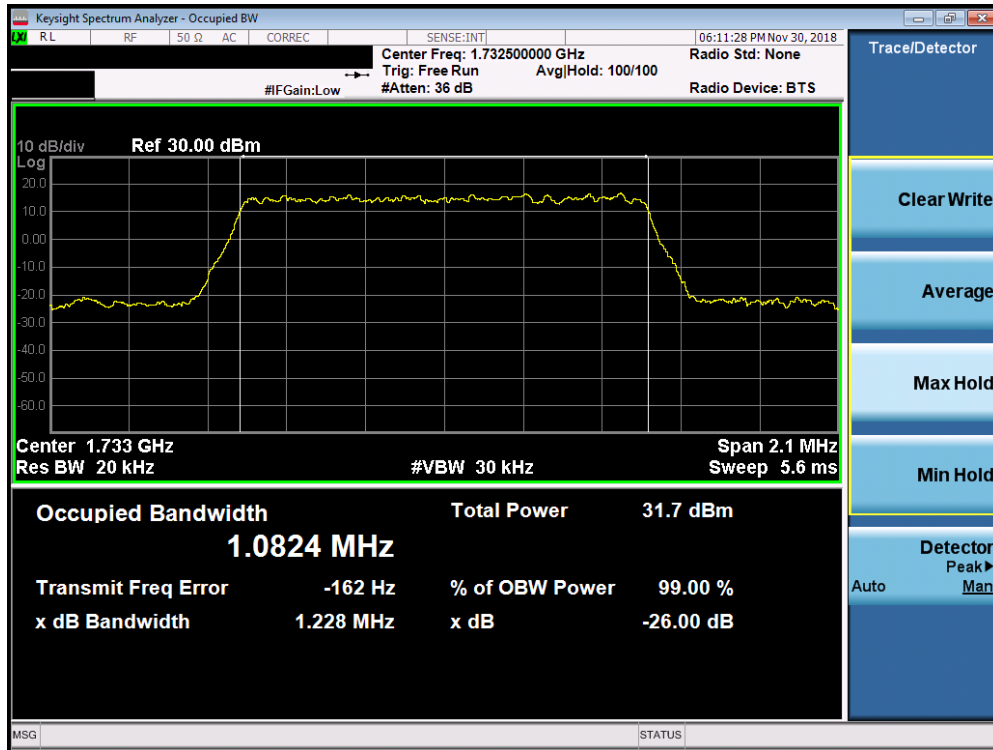
FCC ID: ZNFV450PM	PCTEST ENGINEERING LABORATORY, INC.	MEASUREMENT REPORT (CERTIFICATION)	LG	Approved by: Quality Manager
Test Report S/N: 1M1811230205-03-R1-ZNF	Test Dates: 11/19/2018 – 1/17/2019	EUT Type: Portable Handset		Page 39 of 245



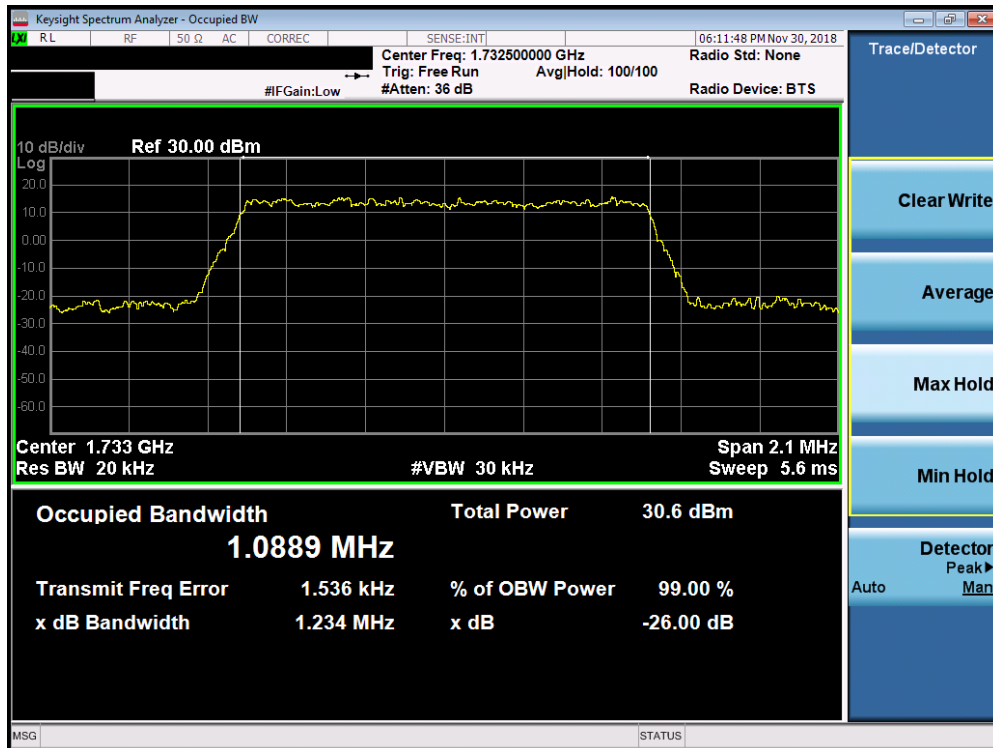
Plot 7-45. Occupied Bandwidth Plot (Band 26 - 15.0MHz 64-QAM - Full RB Configuration)

FCC ID: ZNFV450PM	MEASUREMENT REPORT (CERTIFICATION)		Approved by: Quality Manager
Test Report S/N: 1M1811230205-03-R1-ZNF	Test Dates: 11/19/2018 – 1/17/2019	EUT Type: Portable Handset	Page 40 of 245

Band 66/4

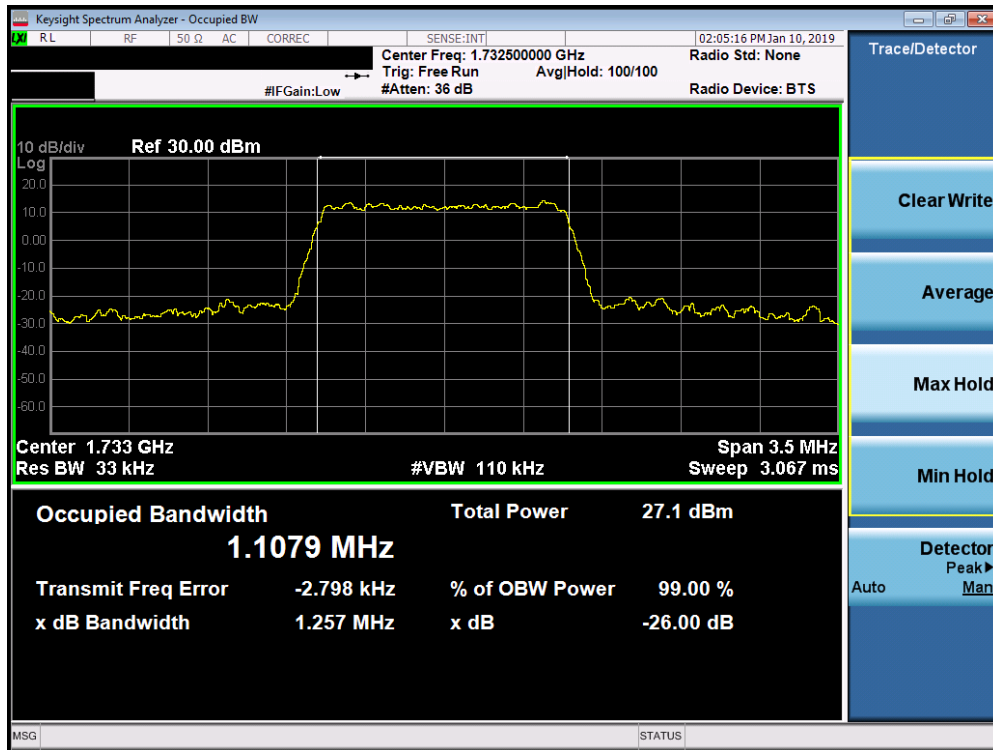


Plot 7-46. Occupied Bandwidth Plot (Band 66/4 - 1.4MHz QPSK - Full RB Configuration)

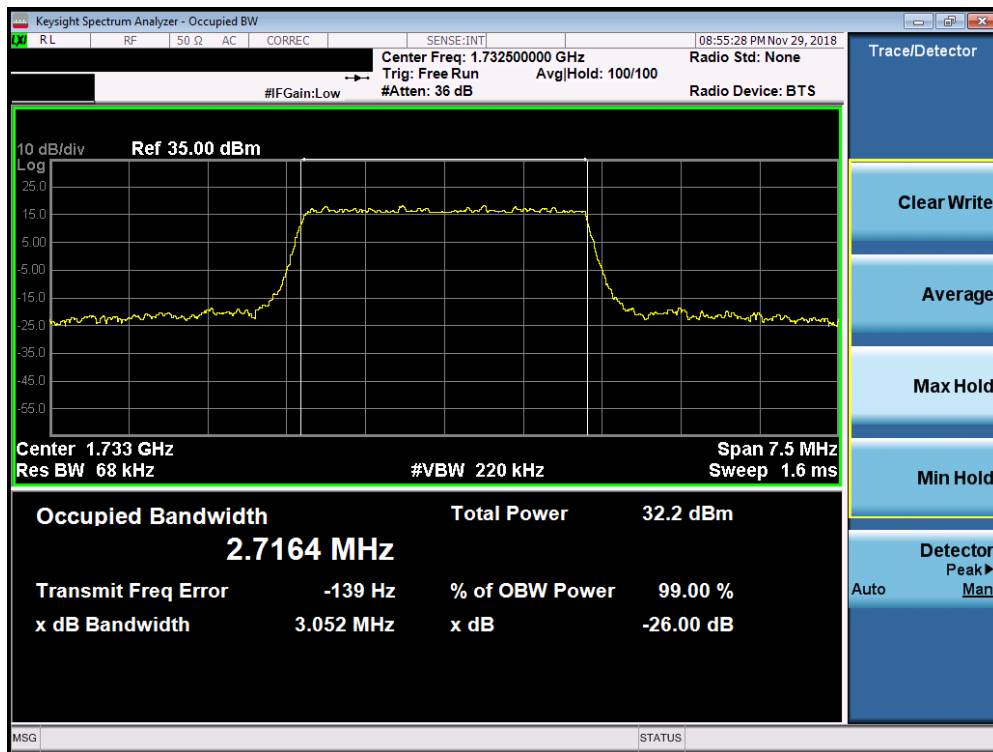


Plot 7-47. Occupied Bandwidth Plot (Band 66/4 - 1.4MHz 16-QAM - Full RB Configuration)

FCC ID: ZNFV450PM	PCTEST ENGINEERING LABORATORY, INC.	MEASUREMENT REPORT (CERTIFICATION)	LG	Approved by: Quality Manager
Test Report S/N: 1M1811230205-03-R1-ZNF	Test Dates: 11/19/2018 – 1/17/2019	EUT Type: Portable Handset		Page 41 of 245

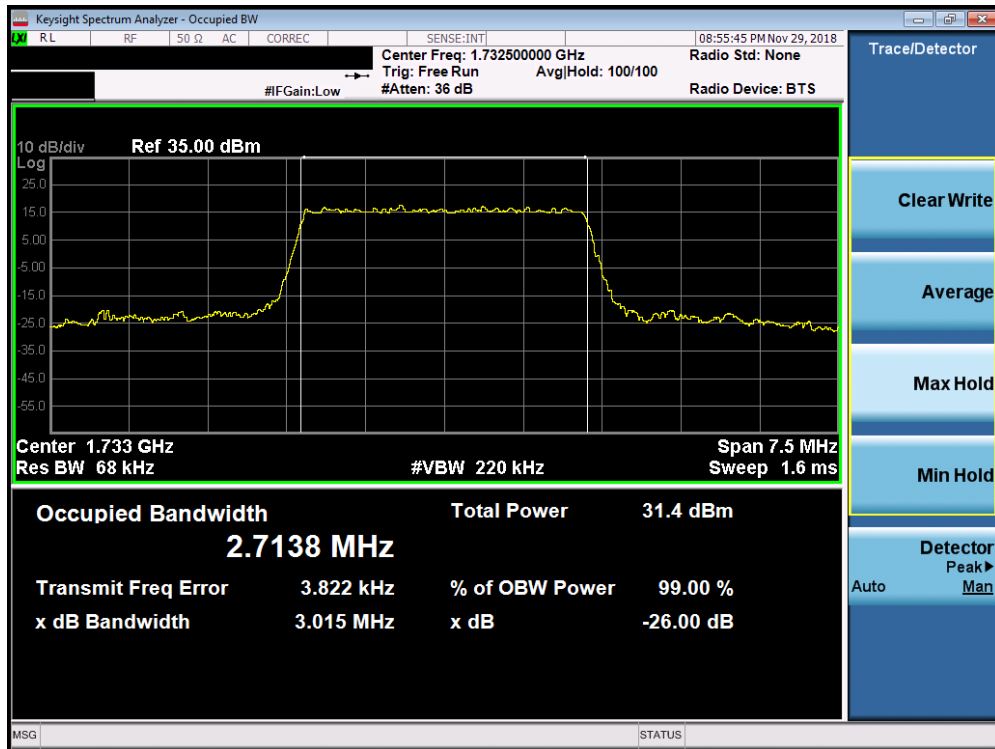


Plot 7-48. Occupied Bandwidth Plot (Band 66/4 - 1.4MHz 64-QAM - Full RB Configuration)

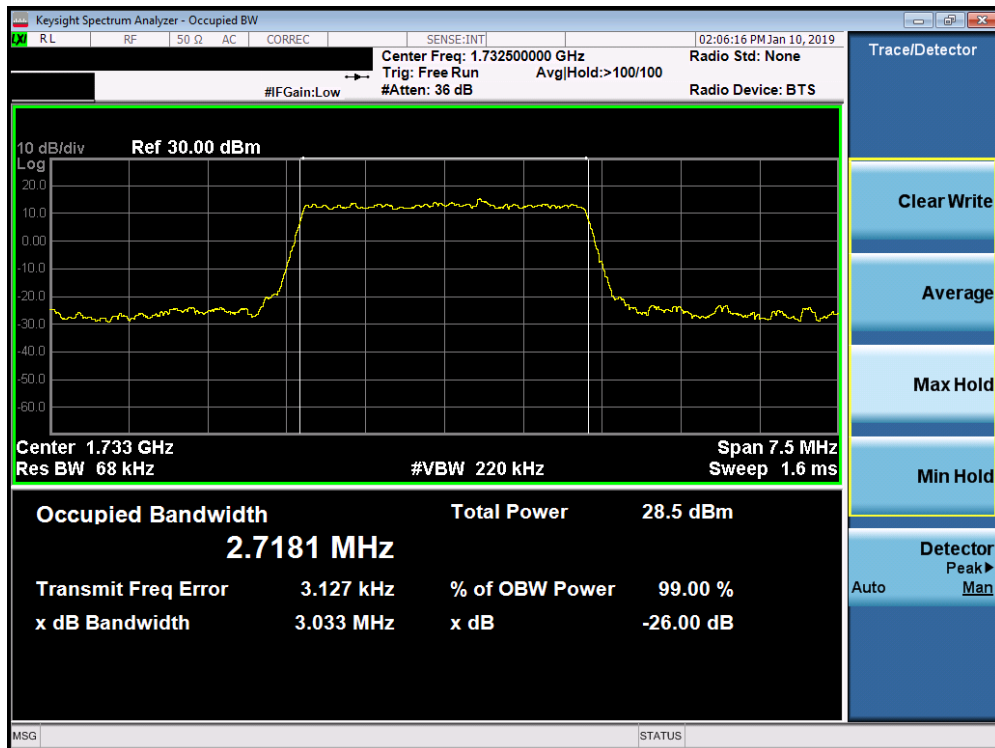


Plot 7-49. Occupied Bandwidth Plot (Band 66/4 - 3.0MHz QPSK - Full RB Configuration)

FCC ID: ZNFV450PM	MEASUREMENT REPORT (CERTIFICATION)		Approved by: Quality Manager
Test Report S/N: 1M1811230205-03-R1-ZNF	Test Dates: 11/19/2018 – 1/17/2019	EUT Type: Portable Handset	Page 42 of 245

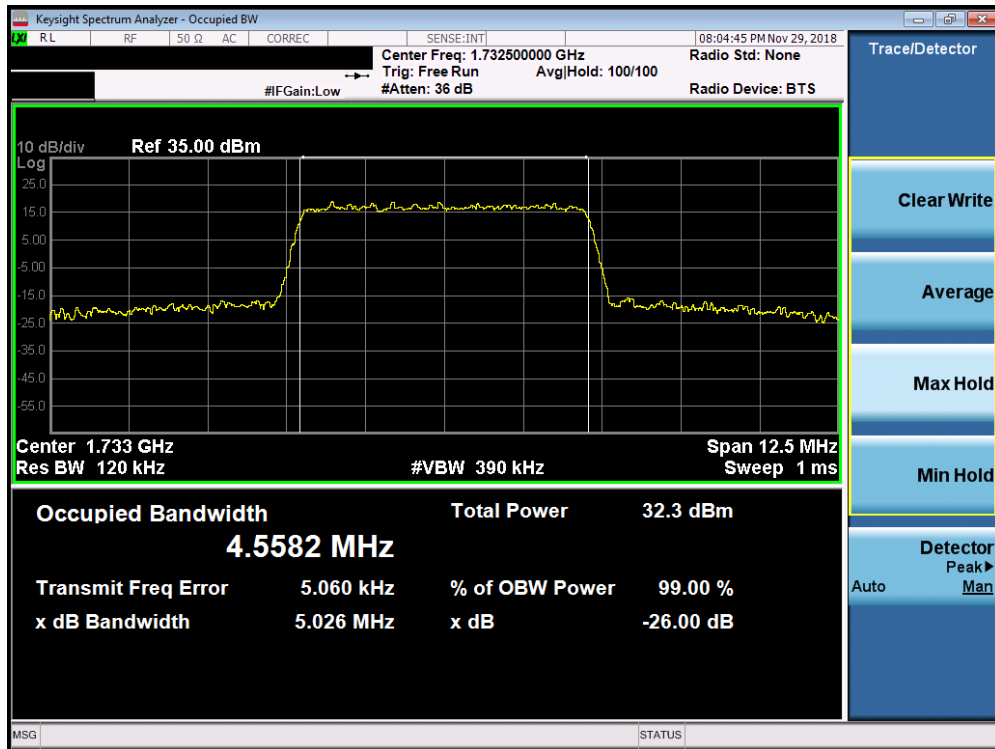


Plot 7-50. Occupied Bandwidth Plot (Band 66/4 - 3.0MHz 16-QAM - Full RB Configuration)

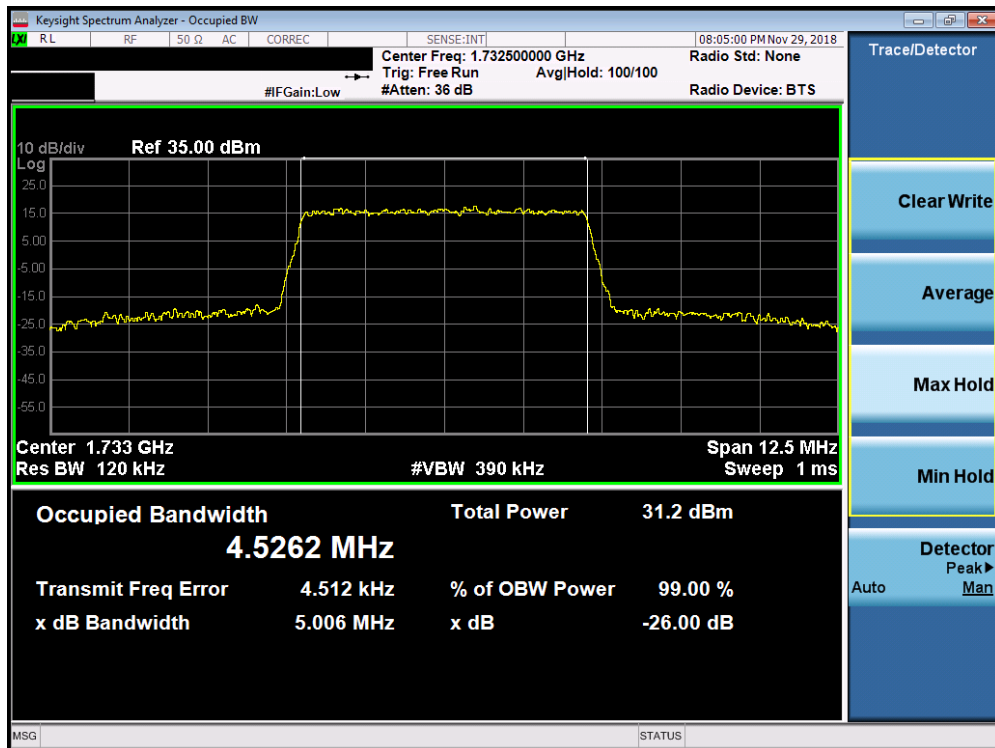


Plot 7-51. Occupied Bandwidth Plot (Band 66/4 - 3.0MHz 64-QAM - Full RB Configuration)

FCC ID: ZNFV450PM	PCTEST ENGINEERING LABORATORY, INC.	MEASUREMENT REPORT (CERTIFICATION)	LG	Approved by: Quality Manager
Test Report S/N: 1M1811230205-03-R1-ZNF	Test Dates: 11/19/2018 – 1/17/2019	EUT Type: Portable Handset		Page 43 of 245

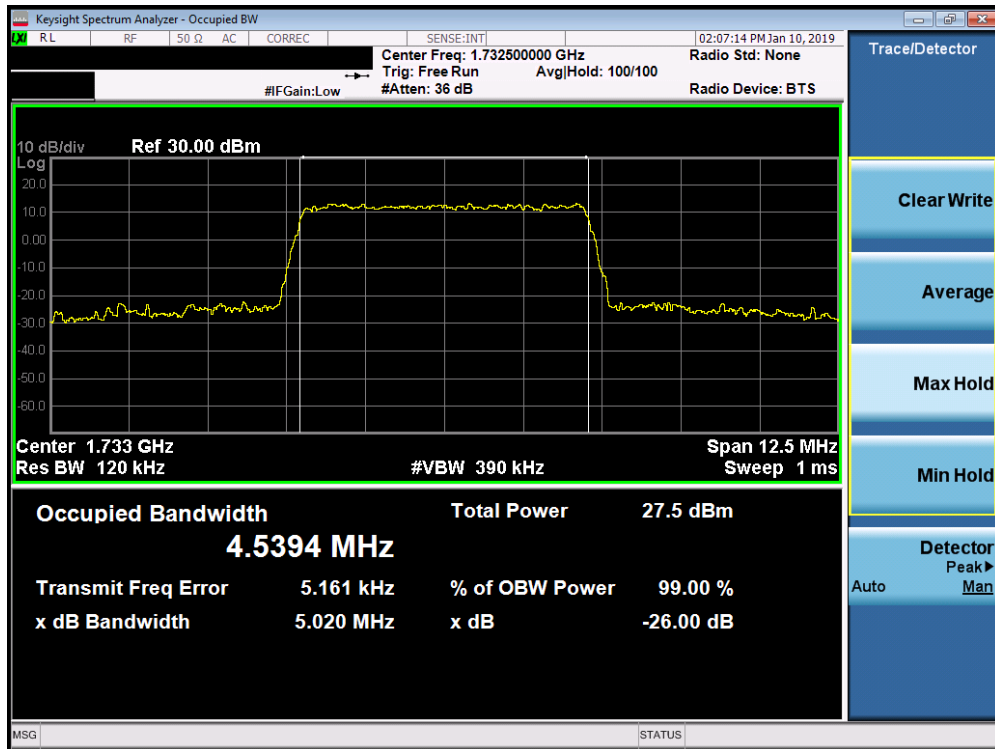


Plot 7-52. Occupied Bandwidth Plot (Band 66/4 - 5.0MHz QPSK - Full RB Configuration)

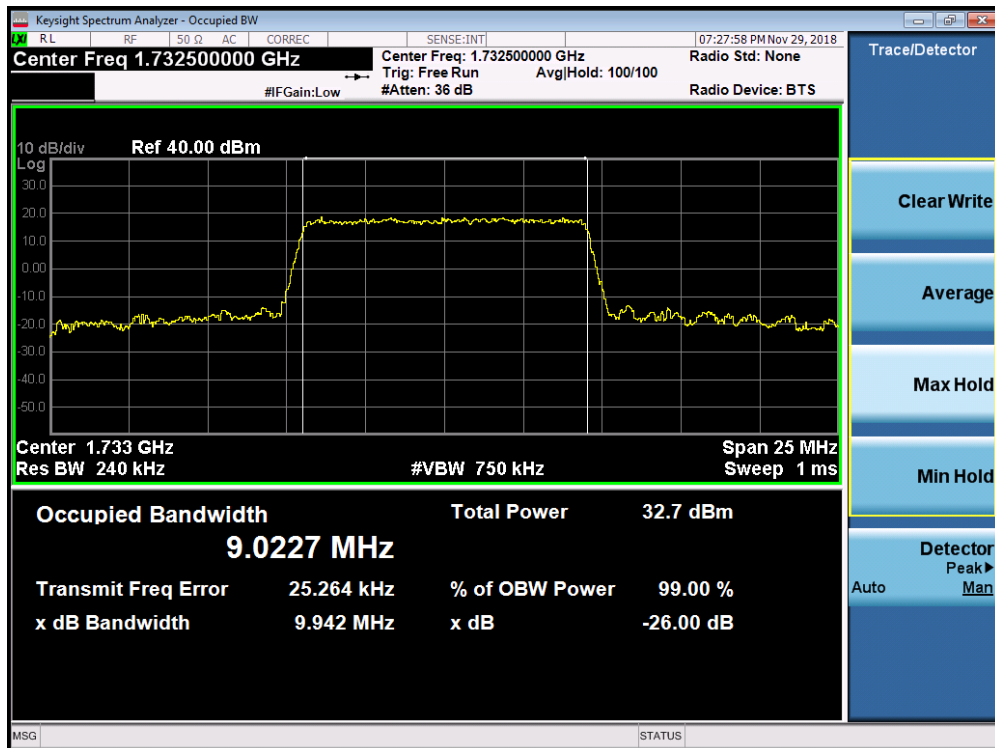


Plot 7-53. Occupied Bandwidth Plot (Band 66/4 - 5.0MHz 16-QAM - Full RB Configuration)

FCC ID: ZNFV450PM	PCTEST ENGINEERING LABORATORY, INC.	MEASUREMENT REPORT (CERTIFICATION)	LG	Approved by: Quality Manager
Test Report S/N: 1M1811230205-03-R1-ZNF	Test Dates: 11/19/2018 – 1/17/2019	EUT Type: Portable Handset		Page 44 of 245

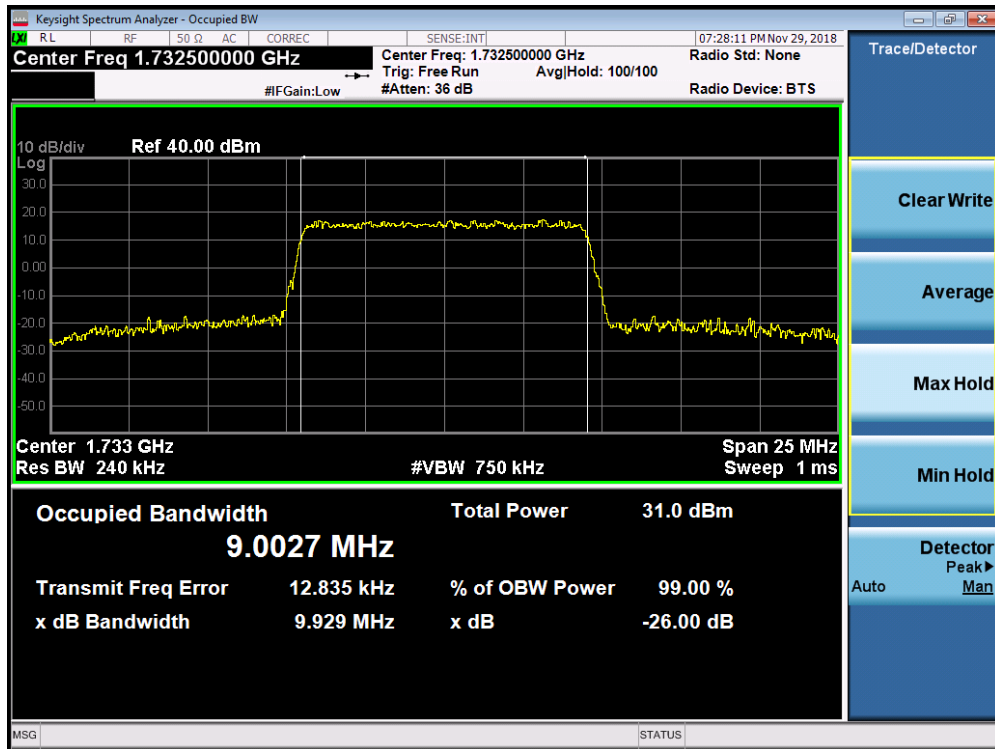


Plot 7-54. Occupied Bandwidth Plot (Band 66/4 - 5.0MHz 64-QAM - Full RB Configuration)

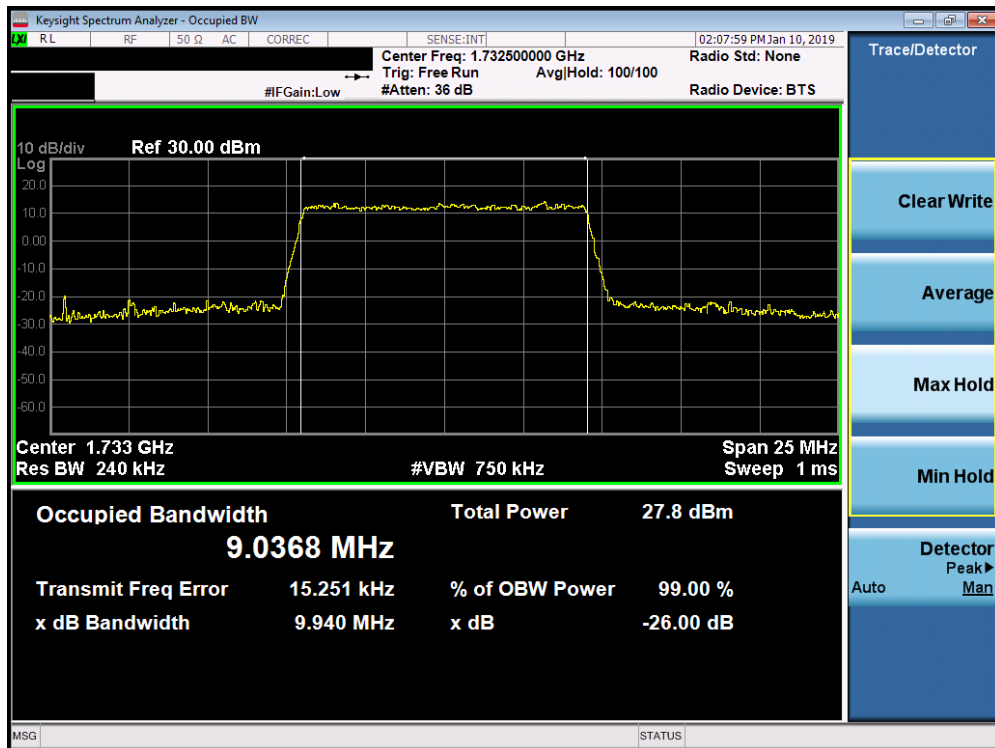


Plot 7-55. Occupied Bandwidth Plot (Band 66/4 - 10.0MHz QPSK - Full RB Configuration)

FCC ID: ZNFV450PM	PCTEST ENGINEERING LABORATORY, INC.	MEASUREMENT REPORT (CERTIFICATION)	LG	Approved by: Quality Manager
Test Report S/N: 1M1811230205-03-R1-ZNF	Test Dates: 11/19/2018 – 1/17/2019	EUT Type: Portable Handset		Page 45 of 245

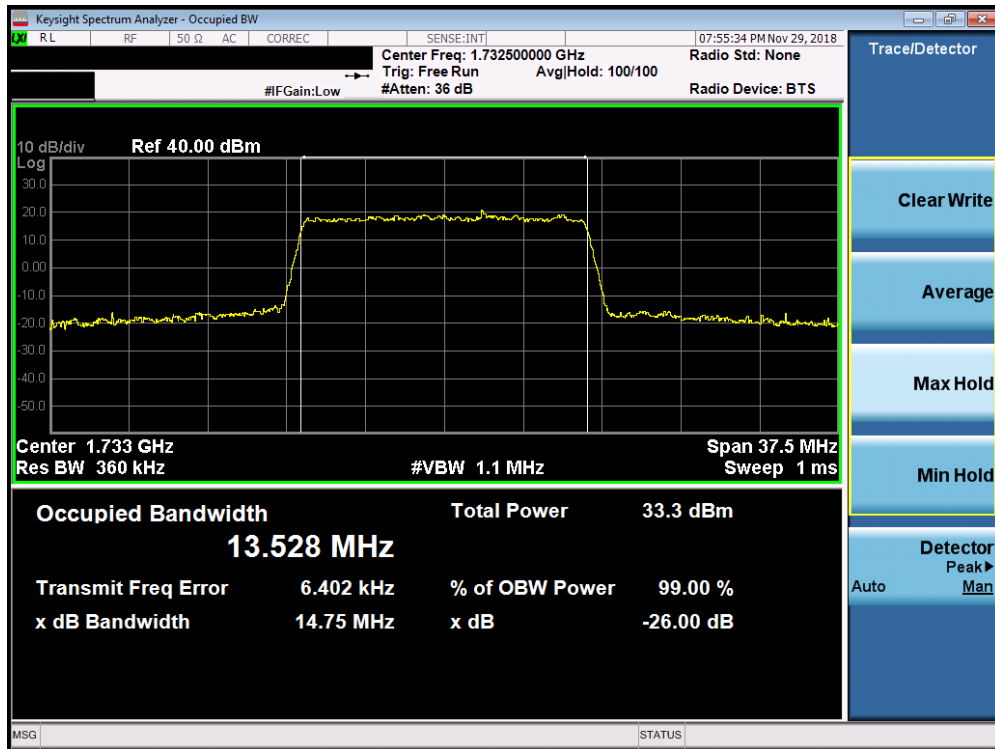


Plot 7-56. Occupied Bandwidth Plot (Band 66/4 - 10.0MHz 16-QAM - Full RB Configuration)

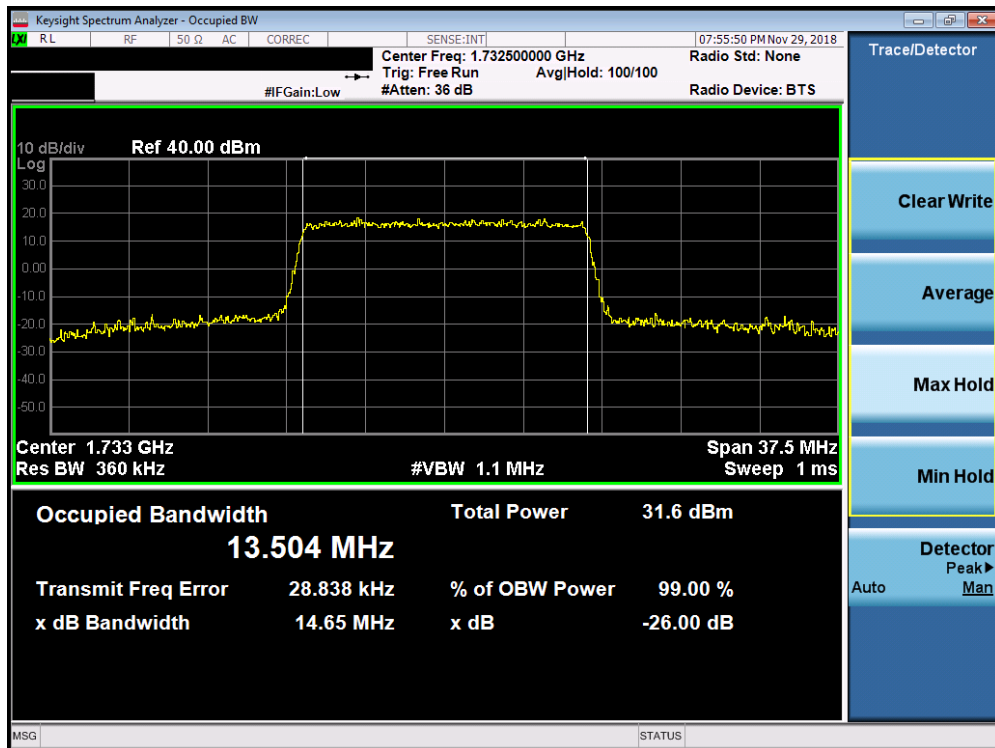


Plot 7-57. Occupied Bandwidth Plot (Band 66/4 - 10.0MHz 64-QAM - Full RB Configuration)

FCC ID: ZNFV450PM	MEASUREMENT REPORT (CERTIFICATION)			Approved by: Quality Manager
Test Report S/N: 1M1811230205-03-R1.ZNF	Test Dates: 11/19/2018 – 1/17/2019	EUT Type: Portable Handset		Page 46 of 245

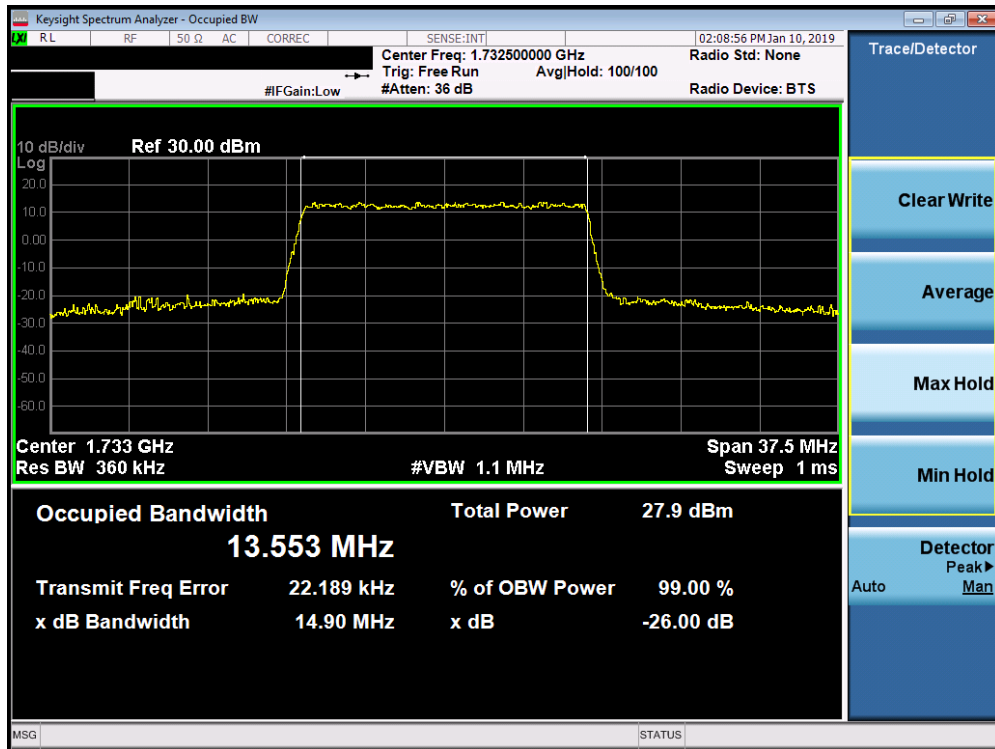


Plot 7-58. Occupied Bandwidth Plot (Band 66/4 - 15.0MHz QPSK - Full RB Configuration)

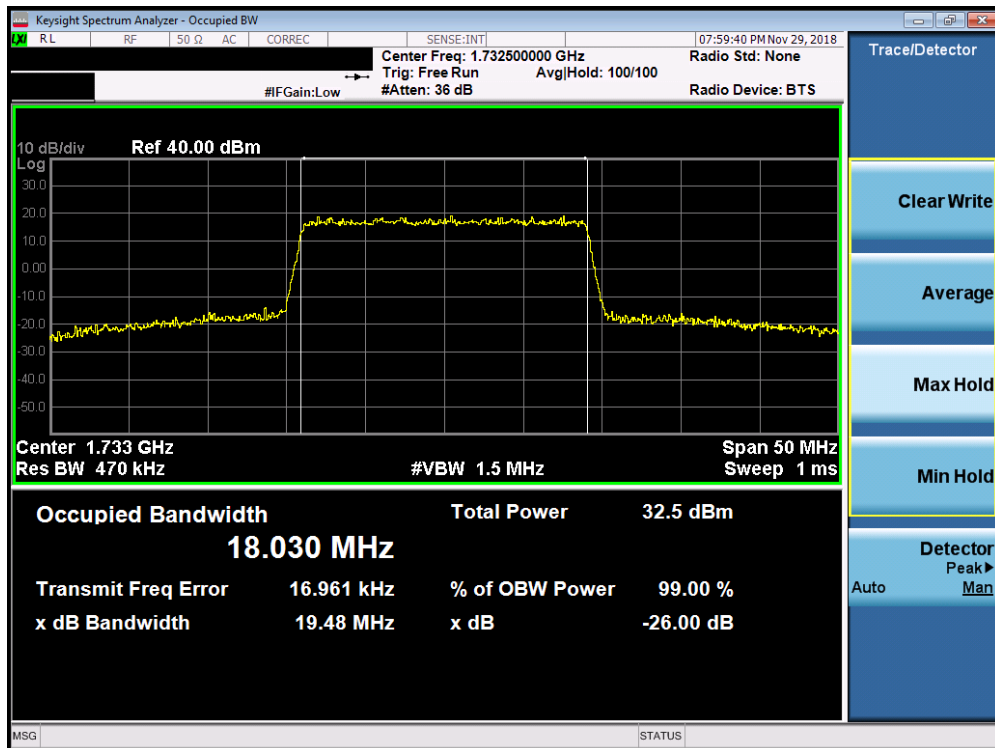


Plot 7-59. Occupied Bandwidth Plot (Band 66/4 - 15.0MHz 16-QAM - Full RB Configuration)

FCC ID: ZNFV450PM	PCTEST ENGINEERING LABORATORY, INC.	MEASUREMENT REPORT (CERTIFICATION)	LG	Approved by: Quality Manager
Test Report S/N: 1M1811230205-03-R1-ZNF	Test Dates: 11/19/2018 – 1/17/2019	EUT Type: Portable Handset		Page 47 of 245

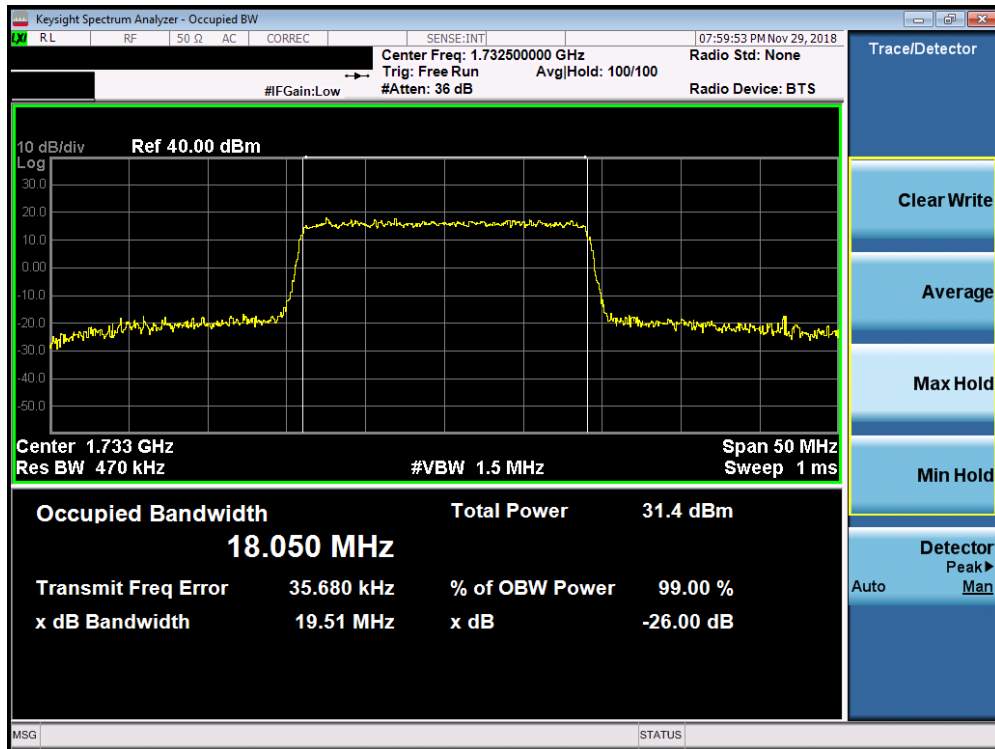


Plot 7-60. Occupied Bandwidth Plot (Band 66/4 - 15.0MHz 64-QAM - Full RB Configuration)

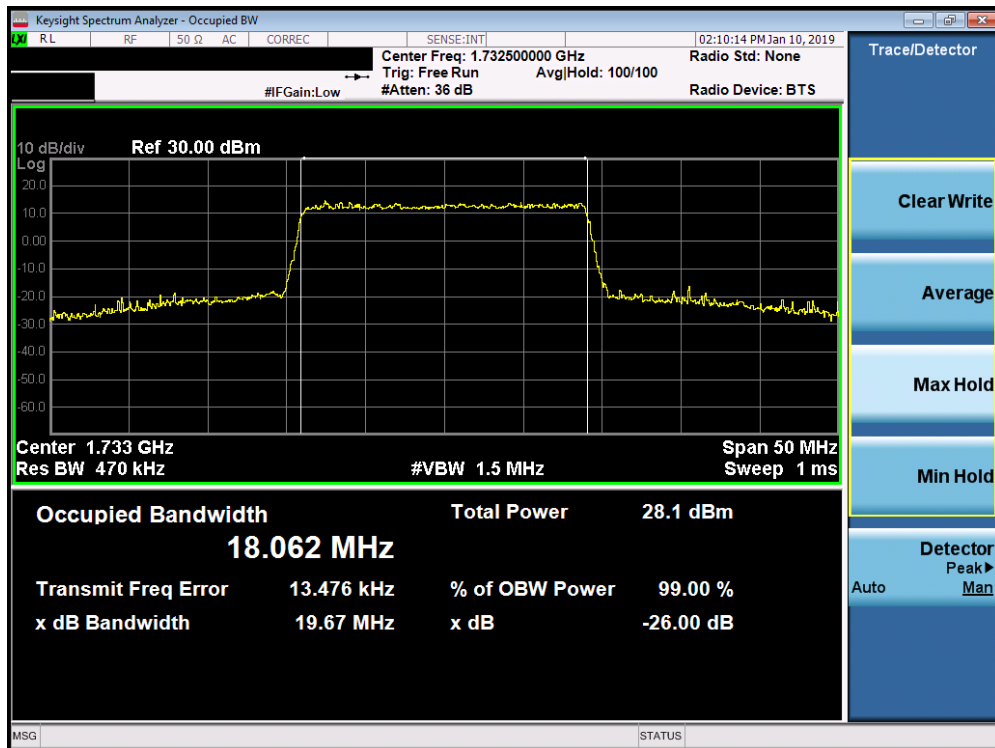


Plot 7-61. Occupied Bandwidth Plot (Band 66/4 - 20.0MHz QPSK - Full RB Configuration)

FCC ID: ZNFV450PM	PCTEST ENGINEERING LABORATORY, INC.	MEASUREMENT REPORT (CERTIFICATION)	LG	Approved by: Quality Manager
Test Report S/N: 1M1811230205-03-R1-ZNF	Test Dates: 11/19/2018 – 1/17/2019	EUT Type: Portable Handset		Page 48 of 245



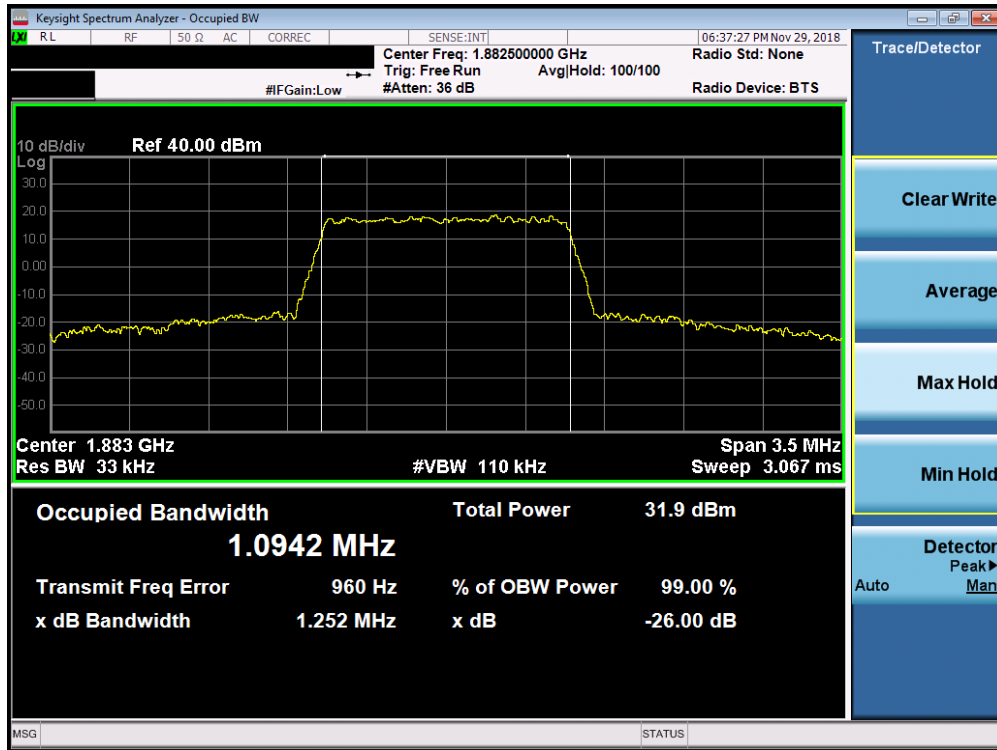
Plot 7-62. Occupied Bandwidth Plot (Band 66/4 - 20.0MHz 16-QAM - Full RB Configuration)



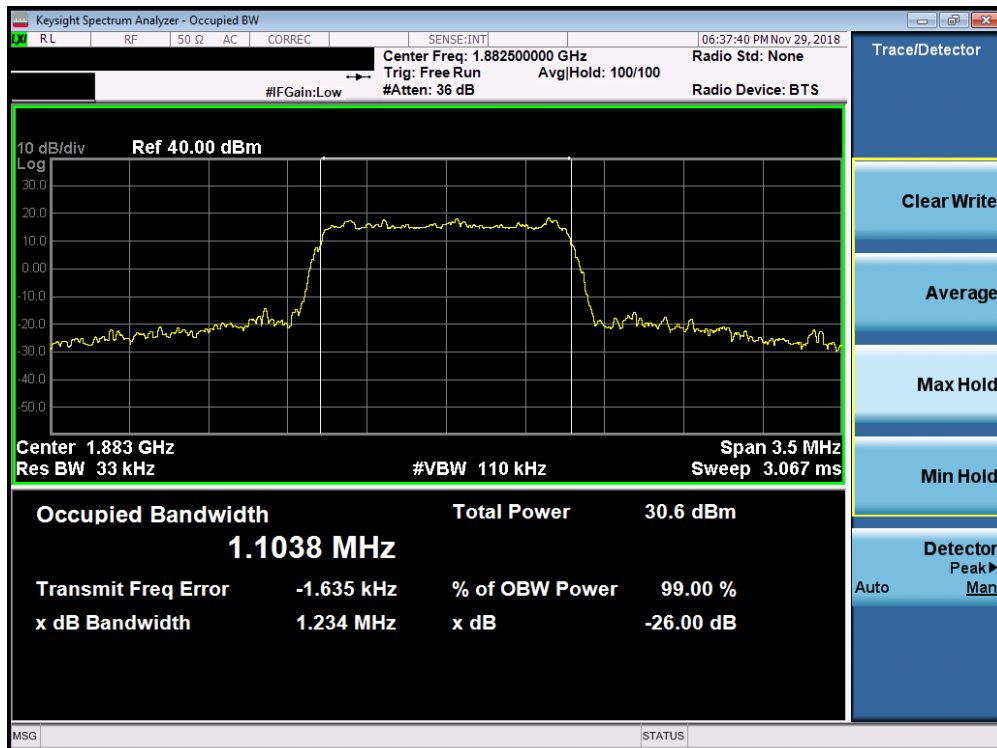
Plot 7-63. Occupied Bandwidth Plot (Band 66/4 - 20.0MHz 64-QAM - Full RB Configuration)

FCC ID: ZNFV450PM	MEASUREMENT REPORT (CERTIFICATION)			Approved by: Quality Manager
Test Report S/N: 1M1811230205-03-R1.ZNF	Test Dates: 11/19/2018 – 1/17/2019	EUT Type: Portable Handset		Page 49 of 245

Band 25/2

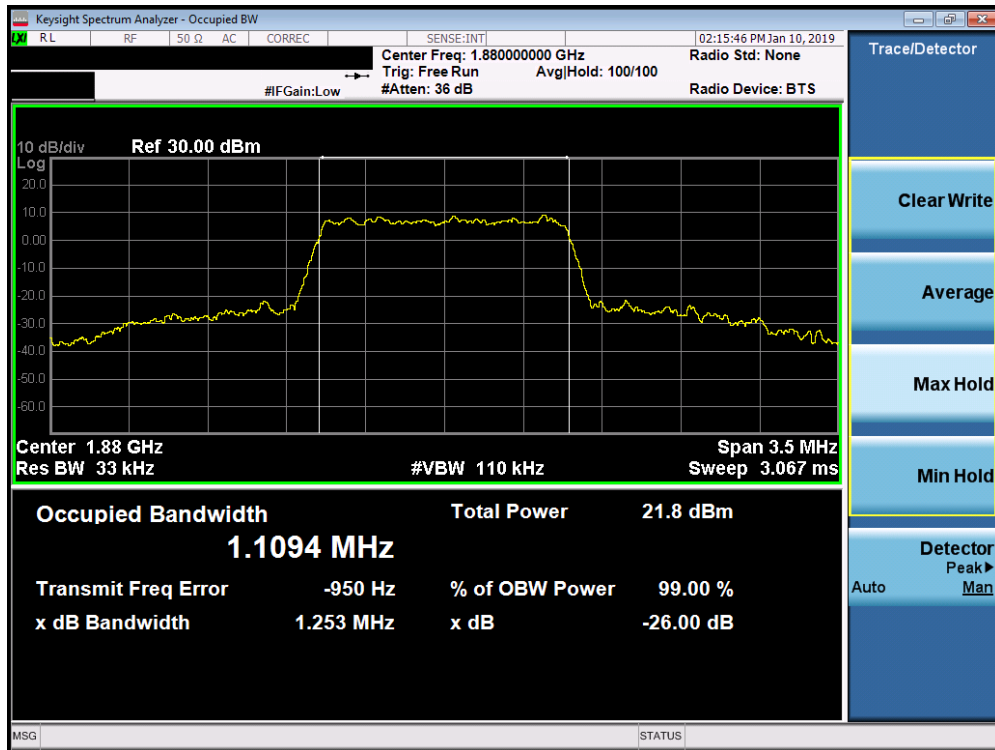


Plot 7-64. Occupied Bandwidth Plot (Band 25/2 - 1.4MHz QPSK - Full RB Configuration)

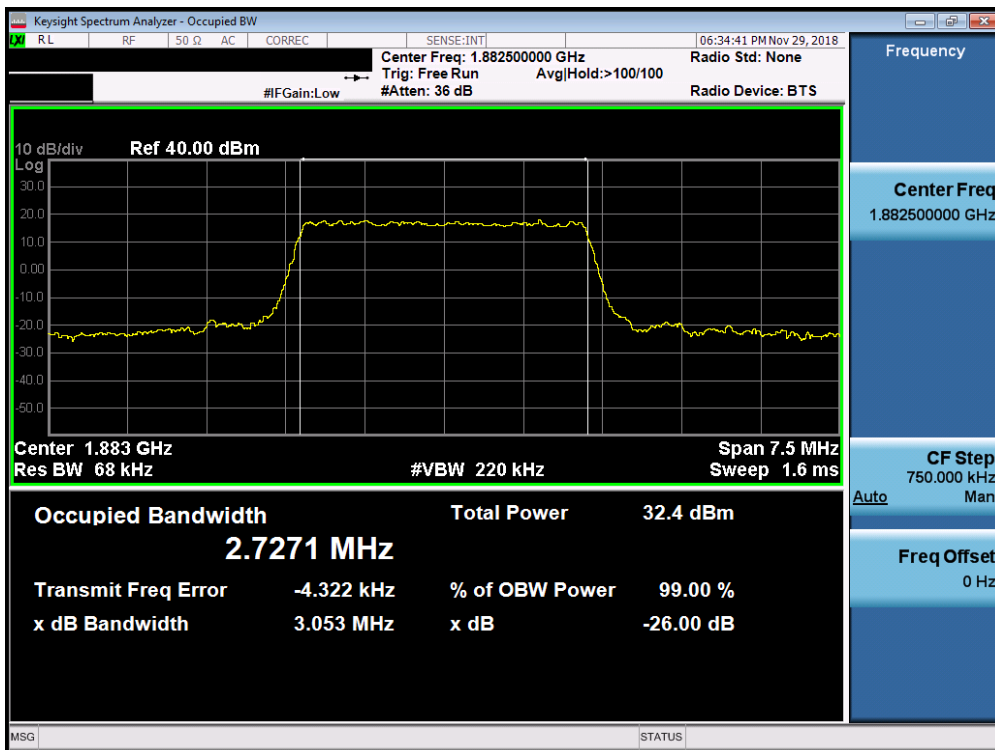


Plot 7-65. Occupied Bandwidth Plot (Band 25/2 - 1.4MHz 16-QAM - Full RB Configuration)

FCC ID: ZNFV450PM	PCTEST ENGINEERING LABORATORY, INC.	MEASUREMENT REPORT (CERTIFICATION)	LG	Approved by: Quality Manager
Test Report S/N: 1M1811230205-03-R1-ZNF	Test Dates: 11/19/2018 – 1/17/2019	EUT Type: Portable Handset		Page 50 of 245

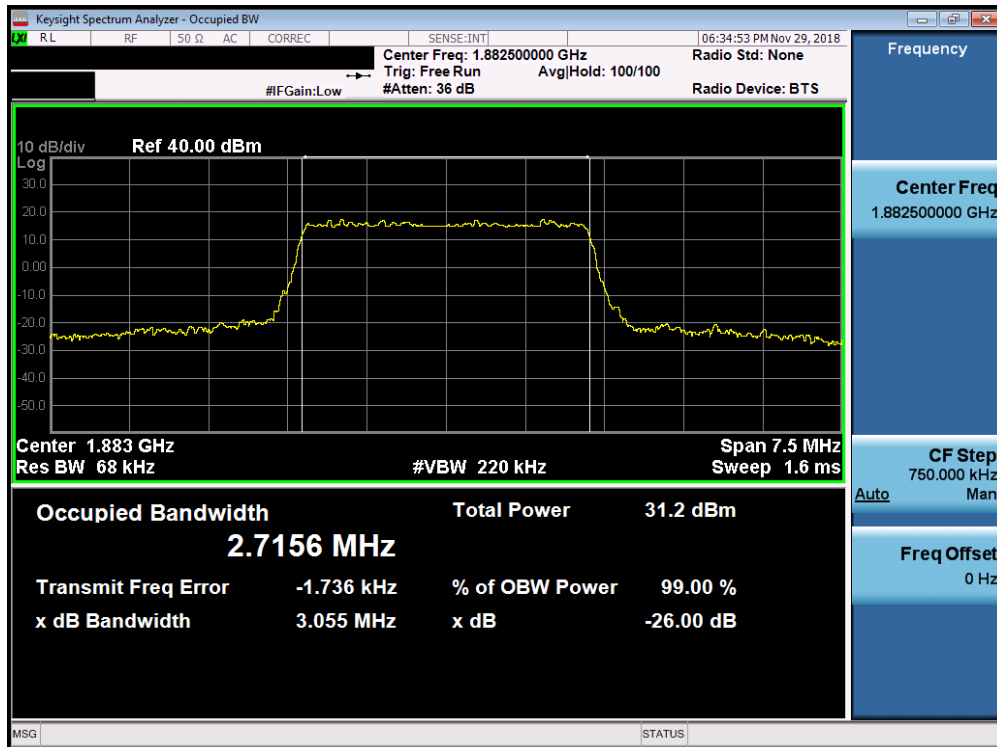


Plot 7-66. Occupied Bandwidth Plot (Band 25/2 - 1.4MHz 64-QAM - Full RB Configuration)

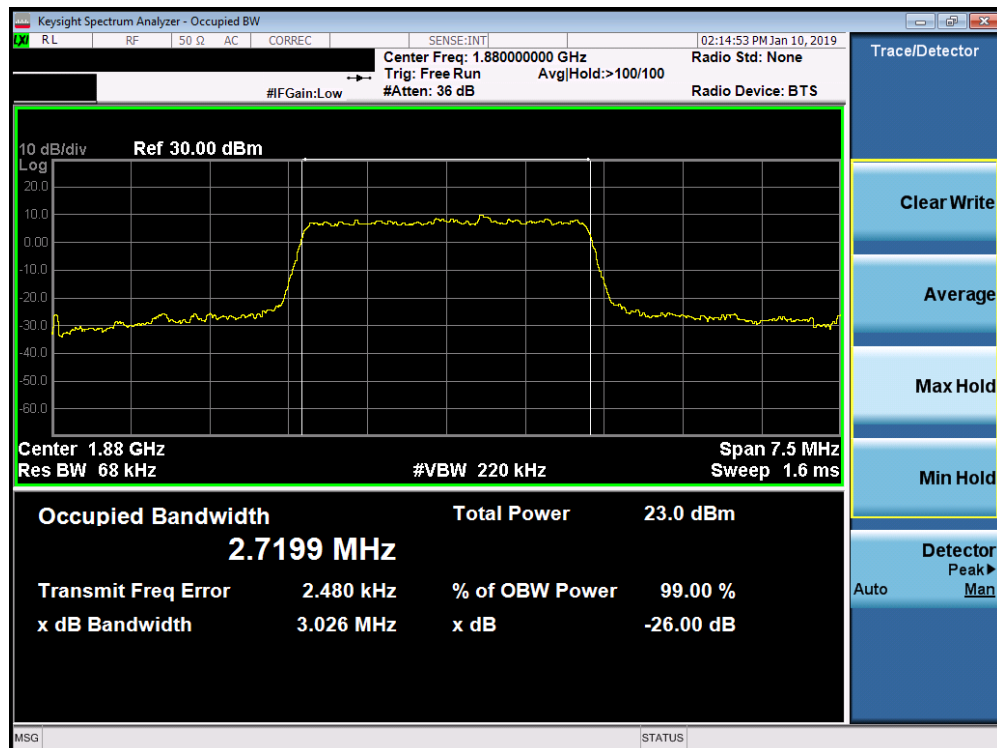


Plot 7-67. Occupied Bandwidth Plot (Band 25/2 - 3.0MHz QPSK - Full RB Configuration)

FCC ID: ZNFV450PM	PCTEST ENGINEERING LABORATORY, INC.	MEASUREMENT REPORT (CERTIFICATION)	LG	Approved by: Quality Manager
Test Report S/N: 1M1811230205-03-R1-ZNF	Test Dates: 11/19/2018 – 1/17/2019	EUT Type: Portable Handset		Page 51 of 245

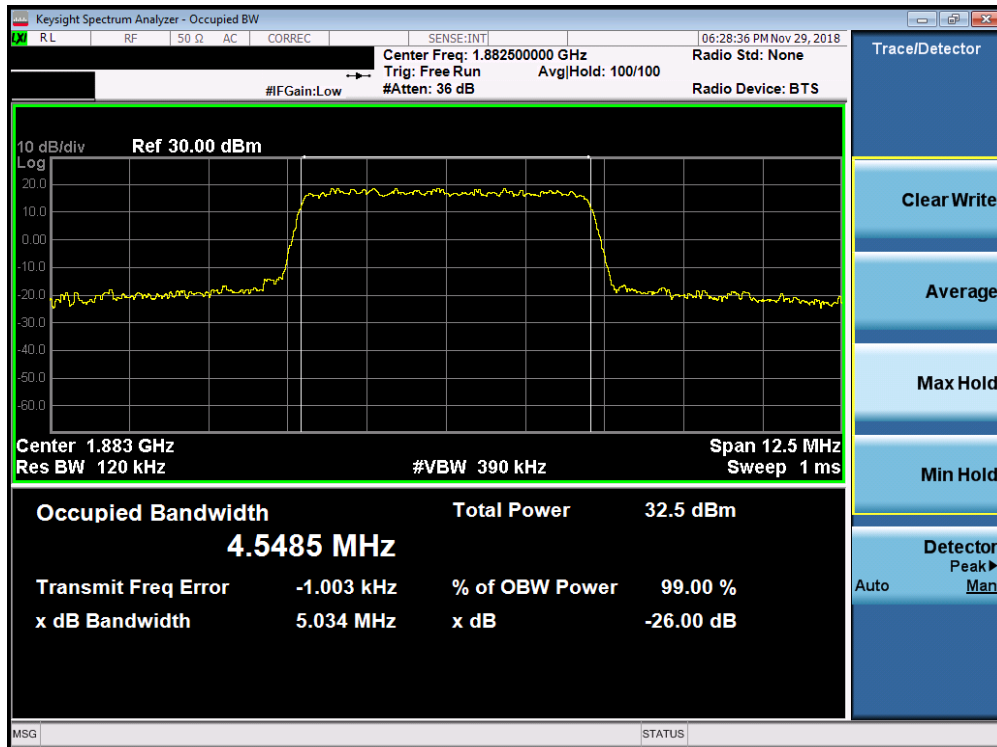


Plot 7-68. Occupied Bandwidth Plot (Band 25/2 - 3.0MHz 16-QAM - Full RB Configuration)

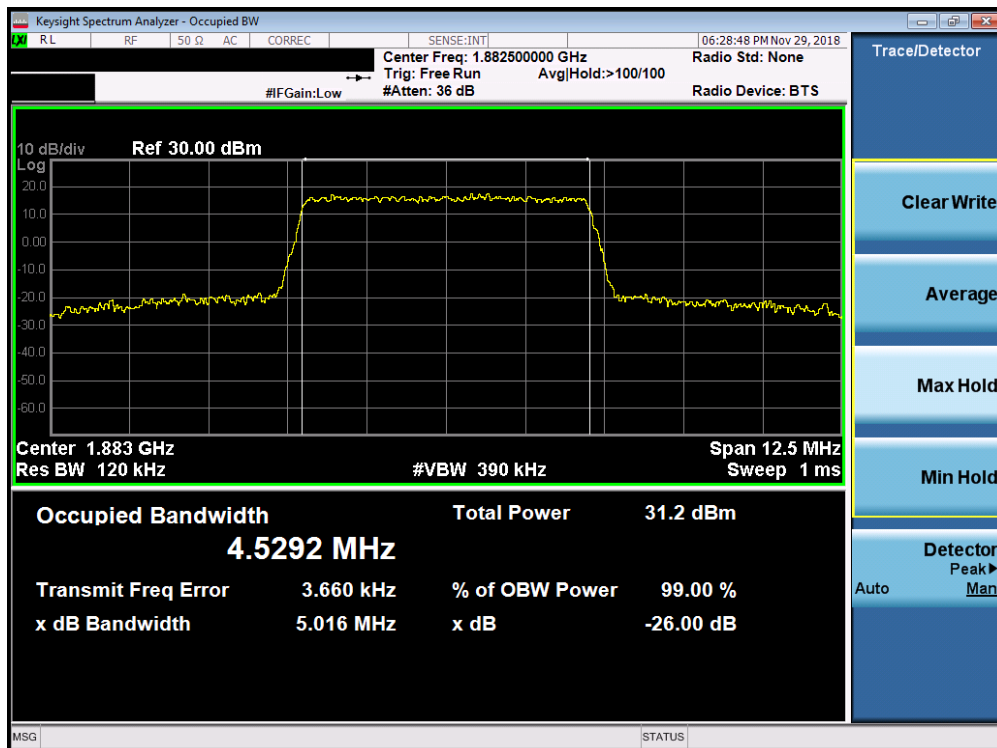


Plot 7-69. Occupied Bandwidth Plot (Band 25/2 - 3.0MHz 64-QAM - Full RB Configuration)

FCC ID: ZNFV450PM	PCTEST ENGINEERING LABORATORY, INC.	MEASUREMENT REPORT (CERTIFICATION)	LG	Approved by: Quality Manager
Test Report S/N: 1M1811230205-03-R1-ZNF	Test Dates: 11/19/2018 – 1/17/2019	EUT Type: Portable Handset		Page 52 of 245

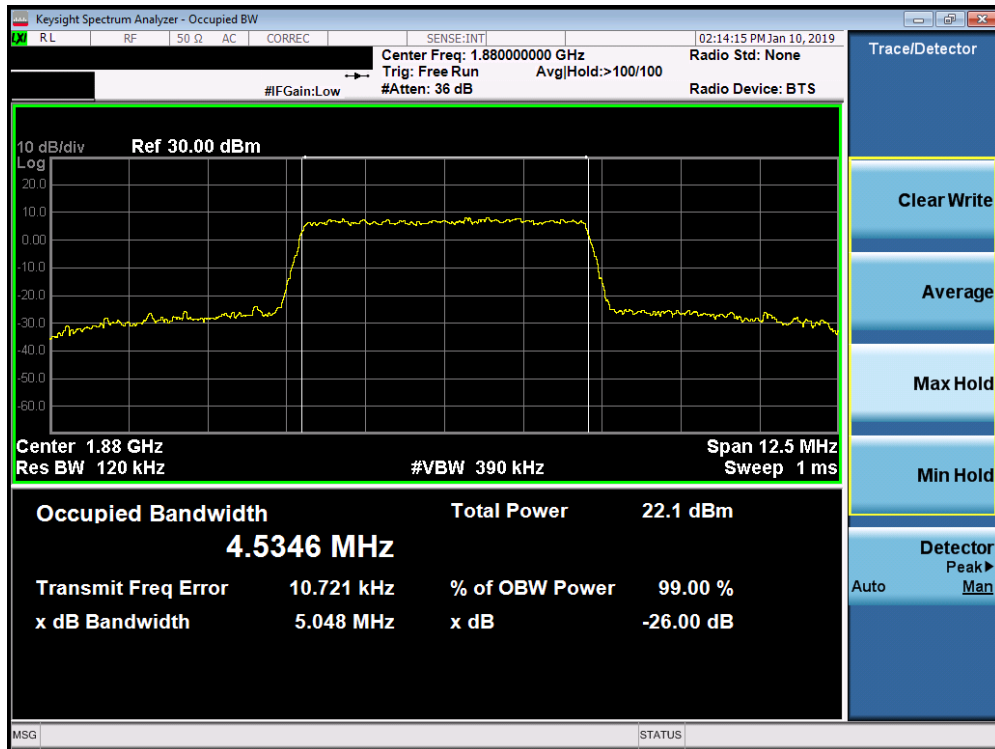


Plot 7-70. Occupied Bandwidth Plot (Band 25/2 - 5.0MHz QPSK - Full RB Configuration)

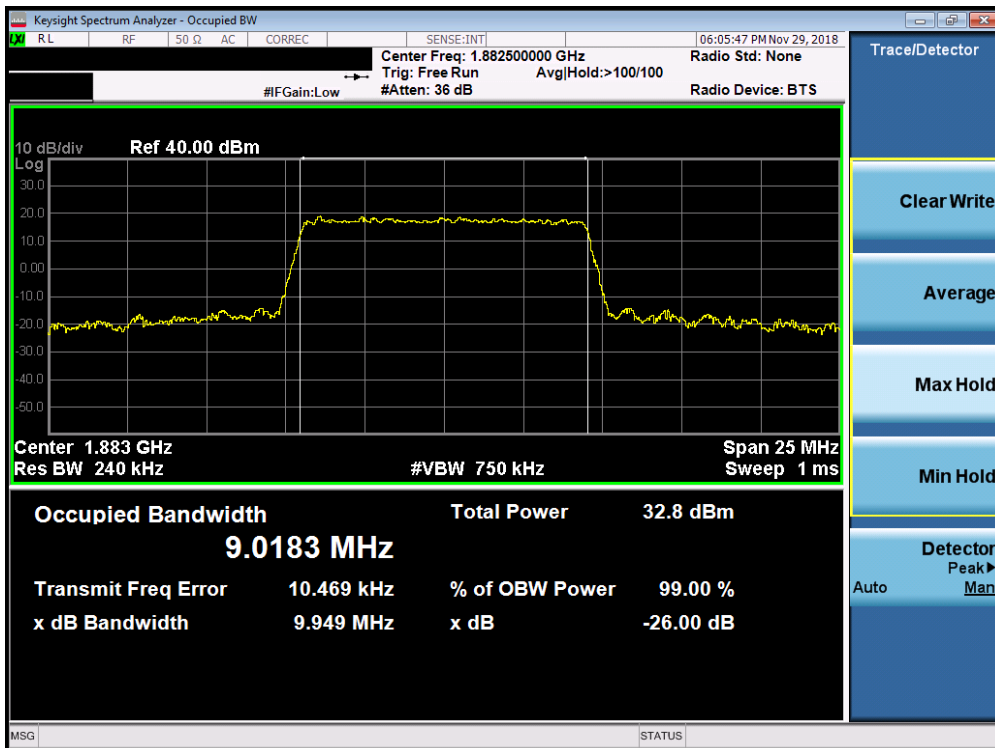


Plot 7-71. Occupied Bandwidth Plot (Band 25/2 - 5.0MHz 16-QAM - Full RB Configuration)

FCC ID: ZNFV450PM	PCTEST ENGINEERING LABORATORY, INC.	MEASUREMENT REPORT (CERTIFICATION)	LG	Approved by: Quality Manager
Test Report S/N: 1M1811230205-03-R1-ZNF	Test Dates: 11/19/2018 – 1/17/2019	EUT Type: Portable Handset		Page 53 of 245

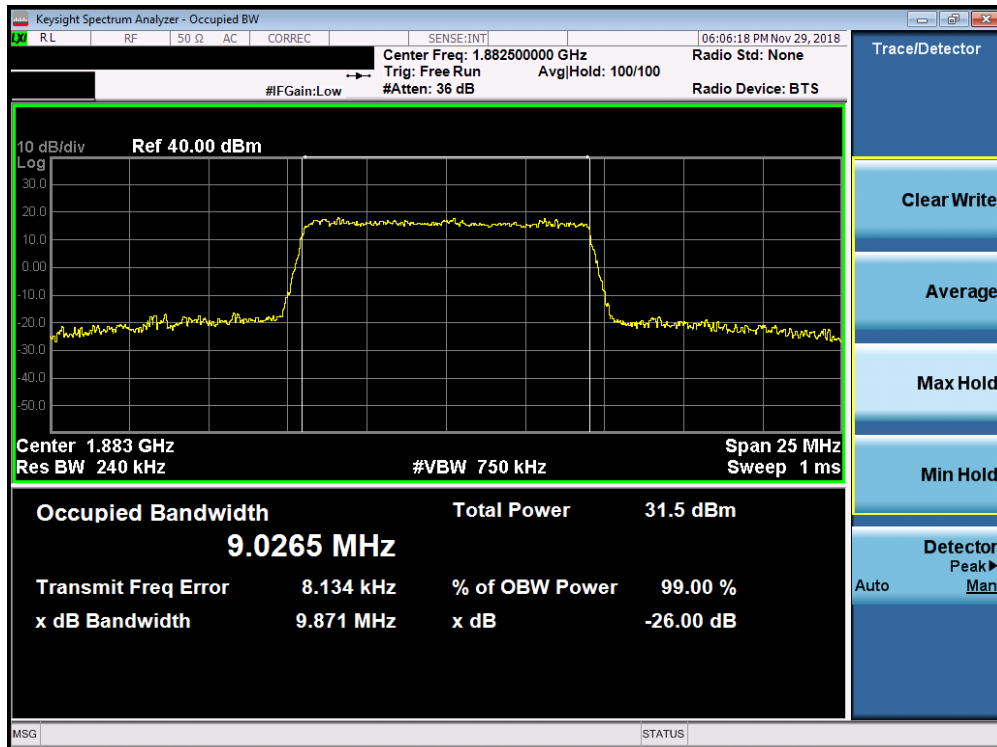


Plot 7-72. Occupied Bandwidth Plot (Band 25/2 - 5.0MHz 64-QAM - Full RB Configuration)

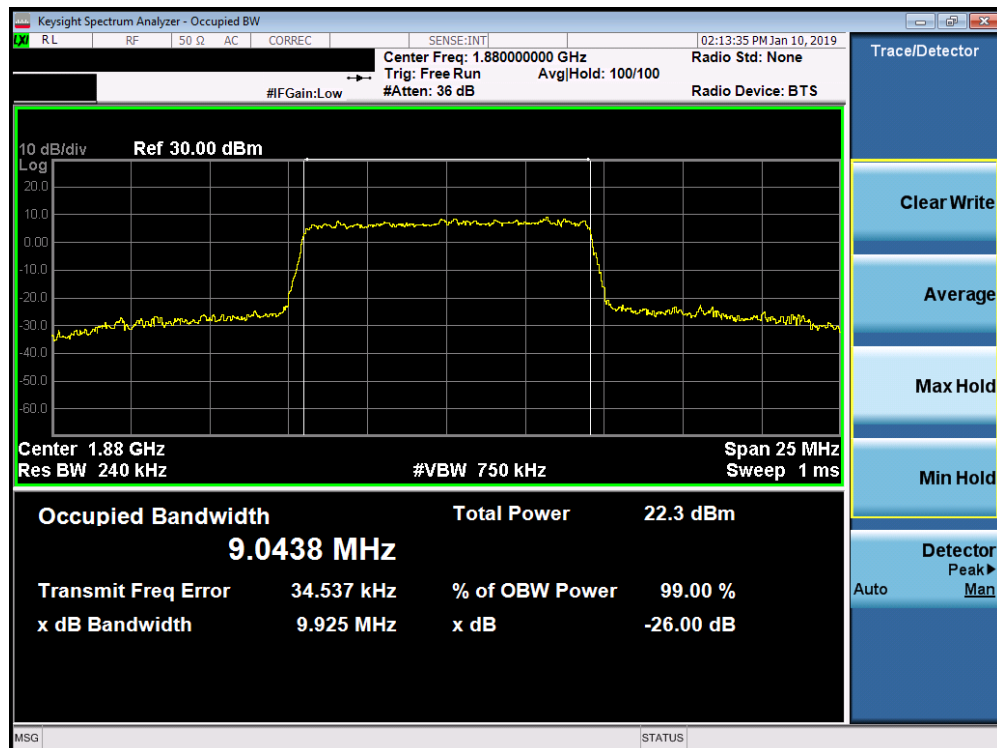


Plot 7-73. Occupied Bandwidth Plot (Band 25/2 - 10.0MHz QPSK - Full RB Configuration)

FCC ID: ZNFV450PM	MEASUREMENT REPORT (CERTIFICATION)		Approved by: Quality Manager
Test Report S/N: 1M1811230205-03-R1.ZNF	Test Dates: 11/19/2018 – 1/17/2019	EUT Type: Portable Handset	Page 54 of 245

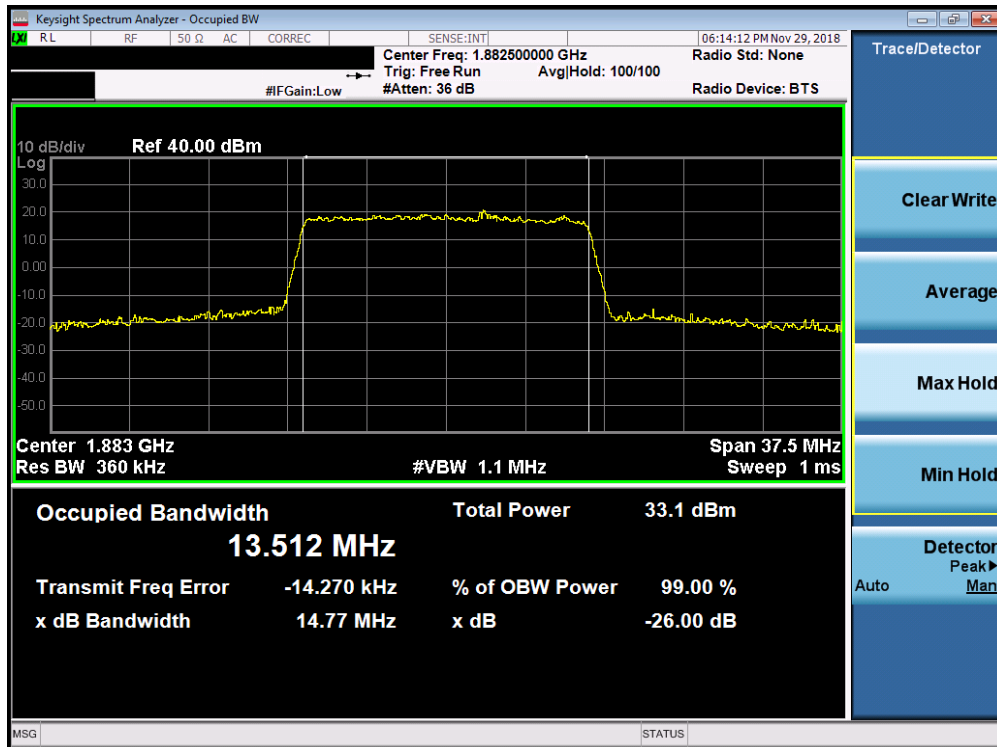


Plot 7-74. Occupied Bandwidth Plot (Band 25/2 - 10.0MHz 16-QAM - Full RB Configuration)

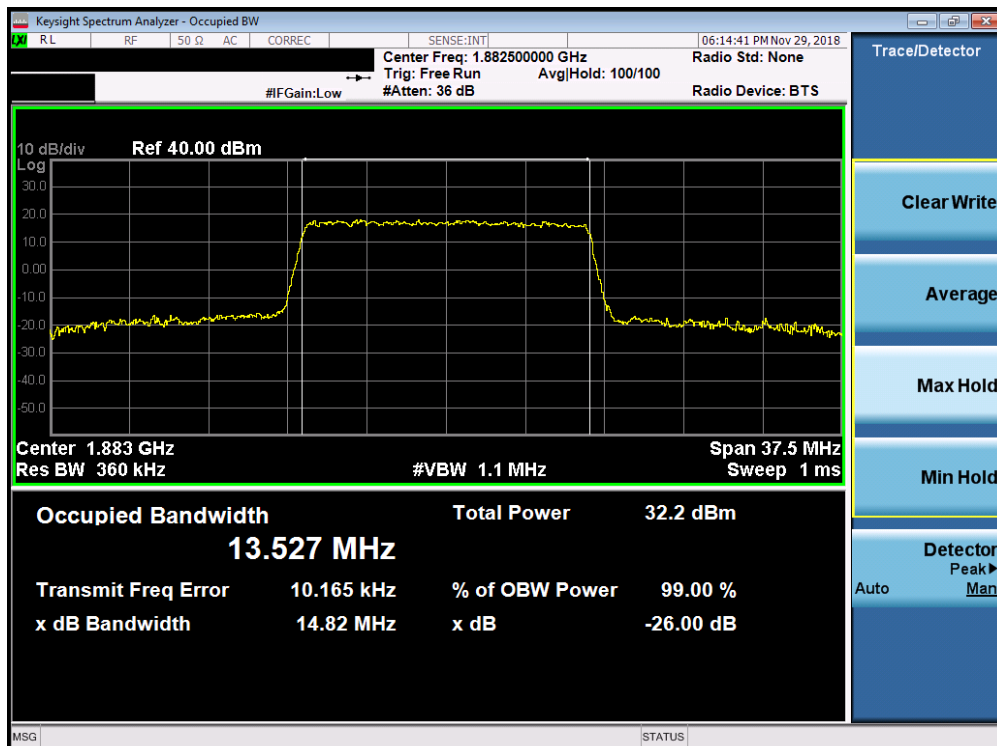


Plot 7-75. Occupied Bandwidth Plot (Band 25/2 - 10.0MHz 64-QAM - Full RB Configuration)

FCC ID: ZNFV450PM	PCTEST ENGINEERING LABORATORY, INC.	MEASUREMENT REPORT (CERTIFICATION)	LG	Approved by: Quality Manager
Test Report S/N: 1M1811230205-03-R1-ZNF	Test Dates: 11/19/2018 - 1/17/2019	EUT Type: Portable Handset		Page 55 of 245

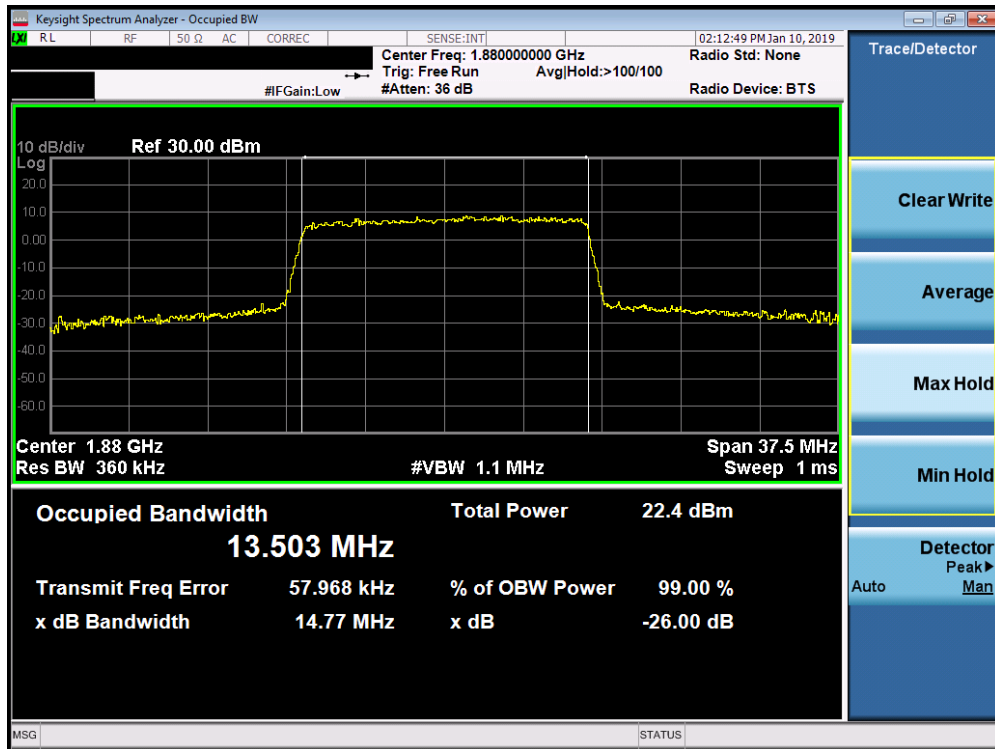


Plot 7-76. Occupied Bandwidth Plot (Band 25/2 - 15.0MHz QPSK - Full RB Configuration)

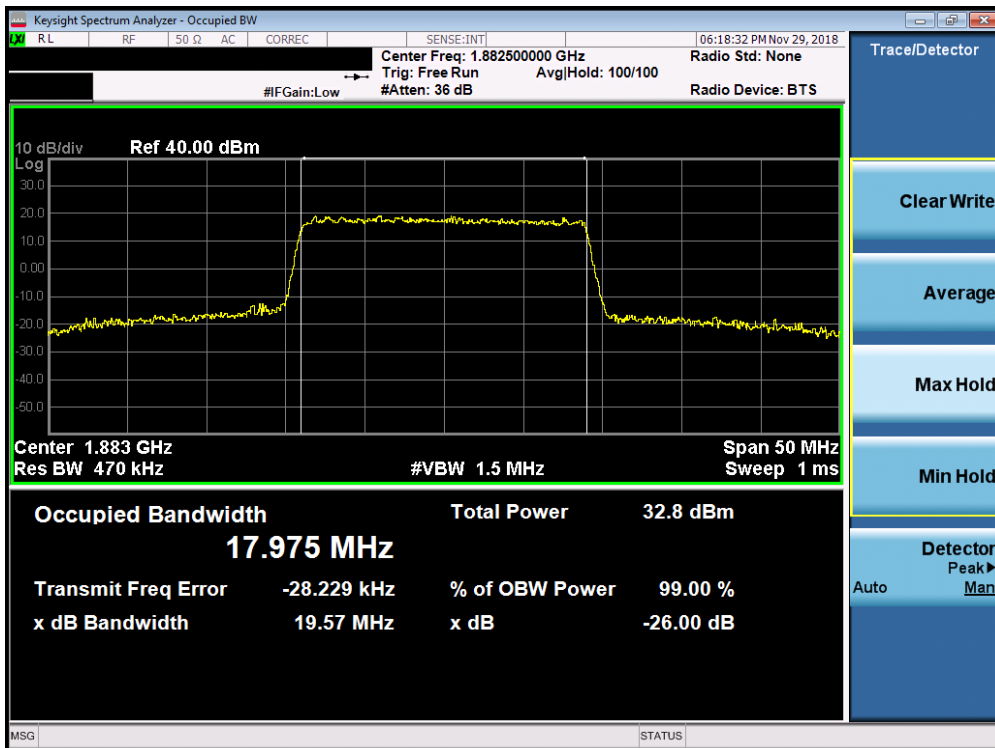


Plot 7-77. Occupied Bandwidth Plot (Band 25/2 - 15.0MHz 16-QAM - Full RB Configuration)

FCC ID: ZNFV450PM	PCTEST ENGINEERING LABORATORY, INC.	MEASUREMENT REPORT (CERTIFICATION)	LG	Approved by: Quality Manager
Test Report S/N: 1M1811230205-03-R1-ZNF	Test Dates: 11/19/2018 – 1/17/2019	EUT Type: Portable Handset		Page 56 of 245

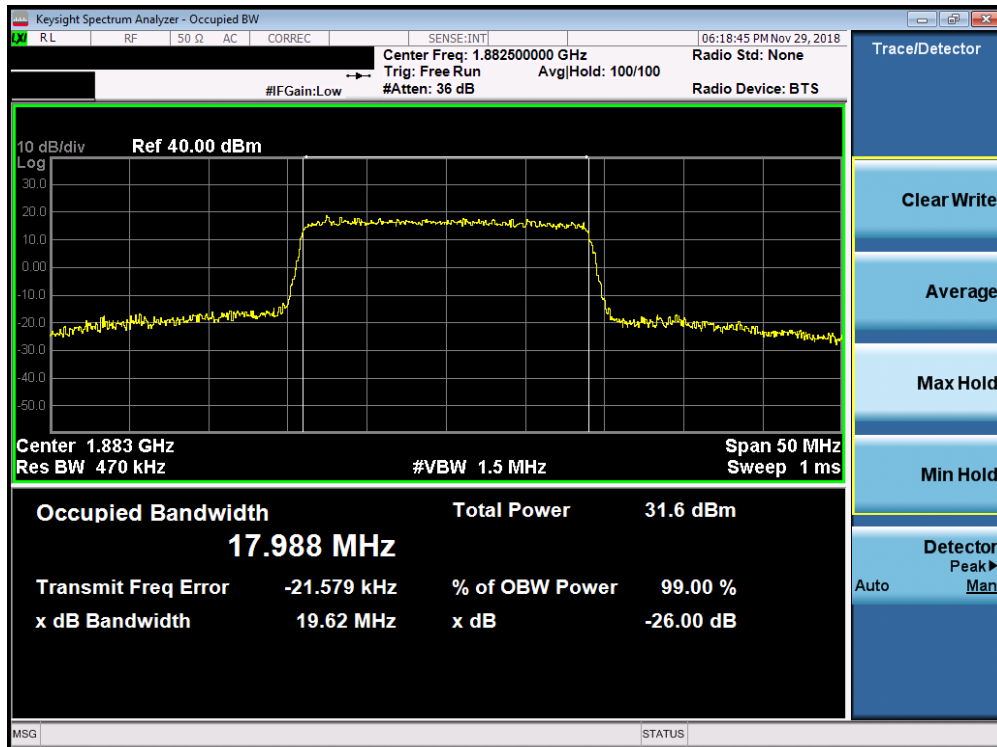


Plot 7-78. Occupied Bandwidth Plot (Band 25/2 - 15.0MHz 64-QAM - Full RB Configuration)

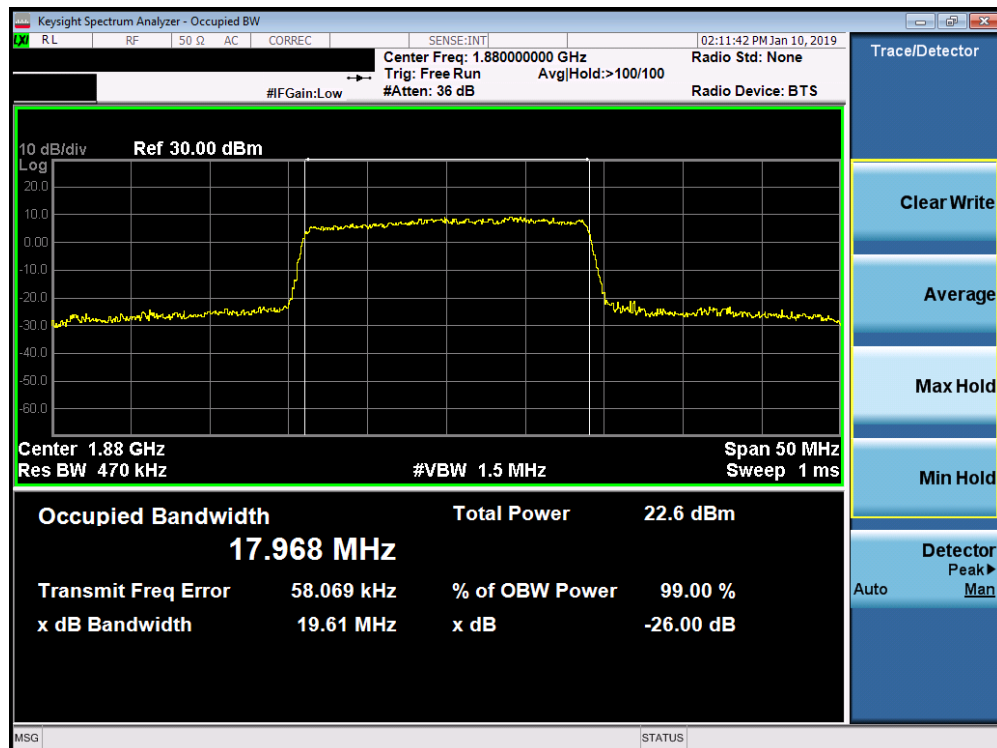


Plot 7-79. Occupied Bandwidth Plot (Band 25/2 - 20.0MHz QPSK - Full RB Configuration)

FCC ID: ZNFV450PM	MEASUREMENT REPORT (CERTIFICATION)		Approved by: Quality Manager
Test Report S/N: 1M1811230205-03-R1.ZNF	Test Dates: 11/19/2018 – 1/17/2019	EUT Type: Portable Handset	Page 57 of 245



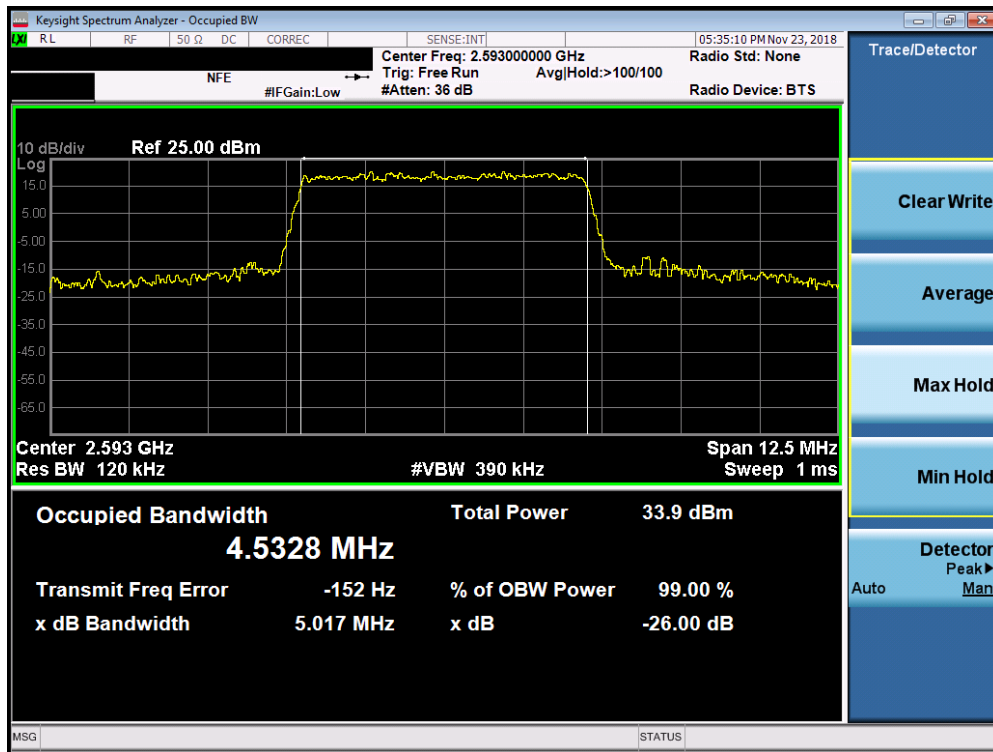
Plot 7-80. Occupied Bandwidth Plot (Band 25/2 - 20.0MHz 16-QAM - Full RB Configuration)



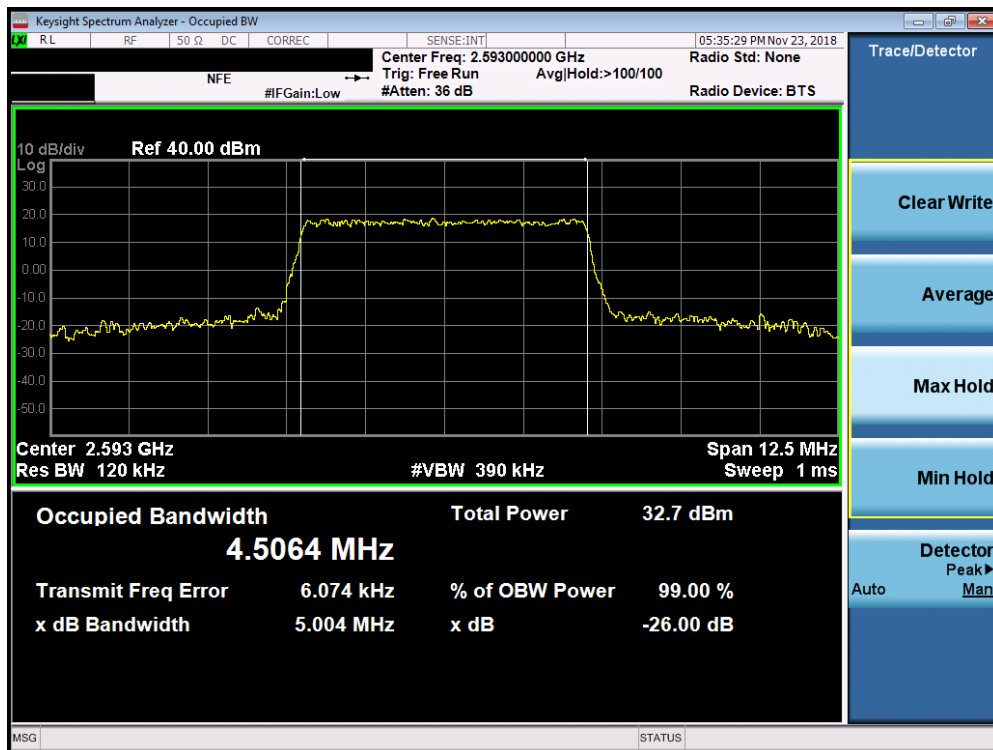
Plot 7-81. Occupied Bandwidth Plot (Band 25/2 - 20.0MHz 64-QAM - Full RB Configuration)

FCC ID: ZNFV450PM	PCTEST ENGINEERING LABORATORY, INC.	MEASUREMENT REPORT (CERTIFICATION)	LG	Approved by: Quality Manager
Test Report S/N: 1M1811230205-03-R1.ZNF	Test Dates: 11/19/2018 – 1/17/2019	EUT Type: Portable Handset		Page 58 of 245

Band 41 (PC2)



Plot 7-82. Occupied Bandwidth Plot (Band 41 (PC2) - 5.0MHz QPSK - Full RB Configuration)



Plot 7-83. Occupied Bandwidth Plot (Band 41 (PC2) - 5.0MHz 16-QAM - Full RB Configuration)

FCC ID: ZNFV450PM	PCTEST ENGINEERING LABORATORY, INC.	MEASUREMENT REPORT (CERTIFICATION)	LG	Approved by: Quality Manager
Test Report S/N: 1M1811230205-03-R1-ZNF	Test Dates: 11/19/2018 – 1/17/2019	EUT Type: Portable Handset		Page 59 of 245