

User Manual for POGS 'The Gecko 2'

Wireless
kids headphones



Welcome to POGS

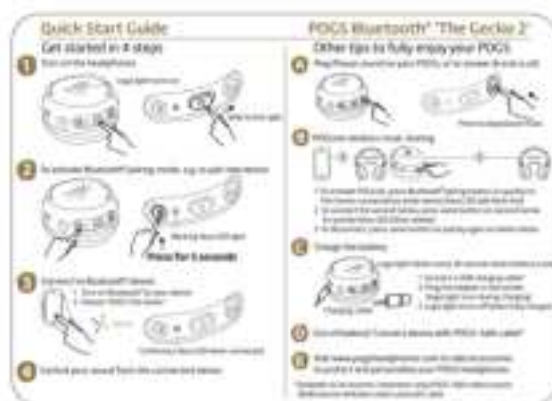
Thank you for buying POGS 'The Gecko 2'! Your new POGS have been designed specifically for the next generation to enjoy music and other content in a safe, creative and sustainable way with great sound experience.

We recommend you read through this manual to get the most out of your POGS headphones. We hope you enjoy your POGS and in case anything isn't as you expected, please contact us via email at hello@pogsheadphones.com.

What's in the box?



POGS 'The Gecko 2'
Wireless on-ear kids
headphones



Quick Start Guide

Optional accessories (available on www.pogsheadphones.com)



Universal USB-C charging cable



Travel pouch 'The Kangaroo'



POGS-Safe cable

Important: only use POGS-Safe cable to ensure max 85 dB when using with cable

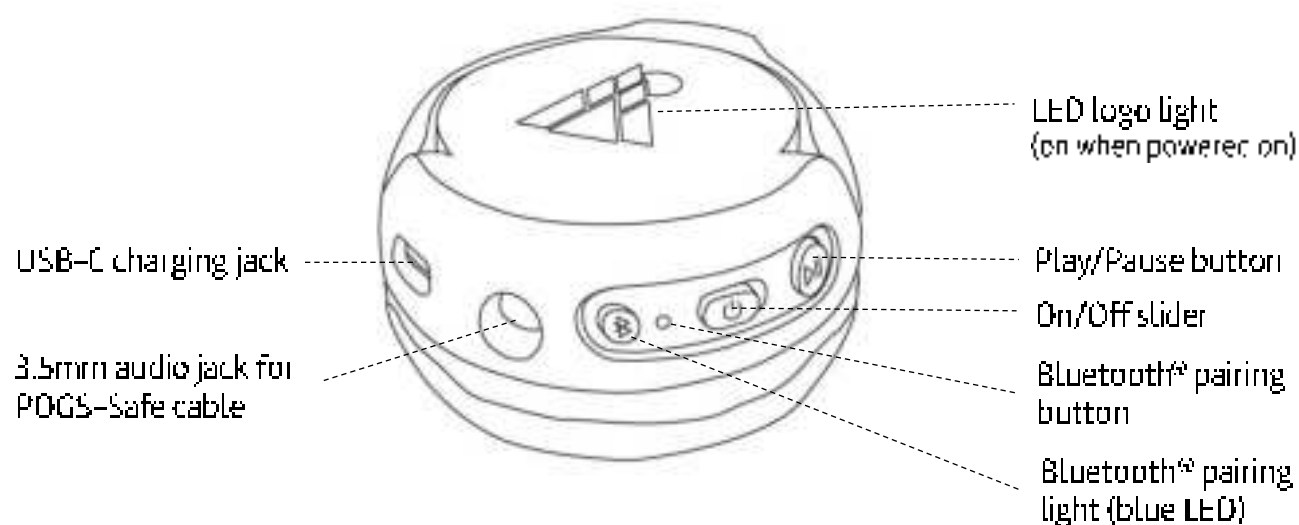
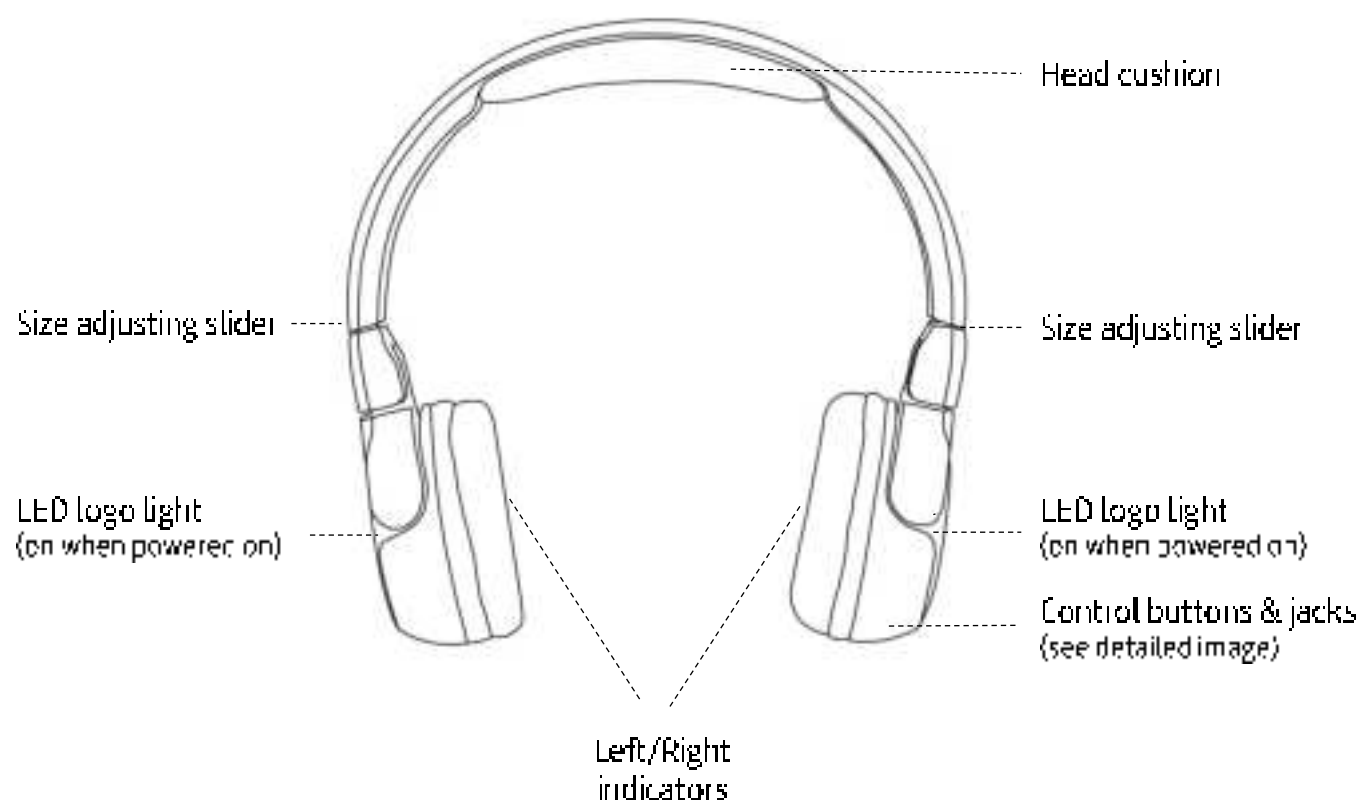


Travel pouch 'The Wallaby'



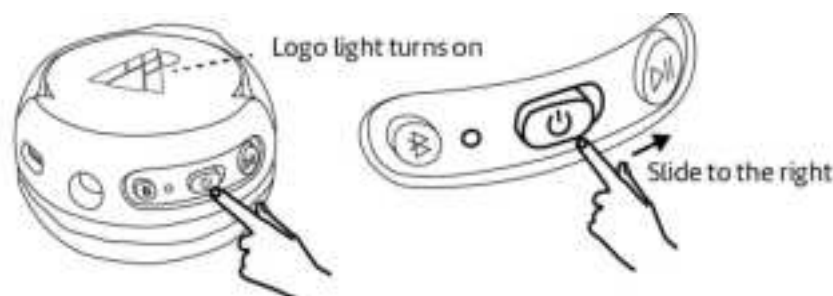
Personalize your POGS with
Doodas

The Gecko 2 controls



Using POGS The Gecko 2

Turning The Gecko 2 on and off



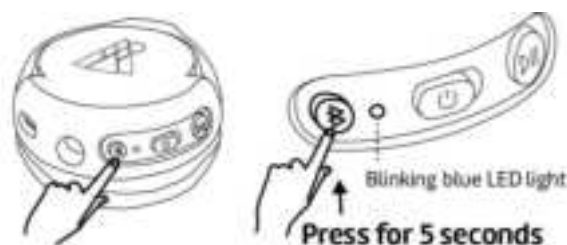
Move the slider to the right to turn on the Gecko 2. The logo light will turn on and you will hear the sound of morning birds. Your POGS will search for a known device for up to 25 seconds and if found nearby, it will connect automatically. If no known device is found within 25 seconds, the Bluetooth® pairing mode will be activated and the blue LED will start blinking.

You control the volume on your headphones with your connected device.

Move the slider button to the left to turn off the headphones. The LED logo light will switch off. When turning them off, you will hear the night sound of an owl.

Setting up Bluetooth® wireless connection

To activate Bluetooth® pairing mode to pair a new device, press the Bluetooth® pairing button and hold for 5 seconds. The blue Bluetooth® pairing LED light will start to blink.



To connect to your Bluetooth® device, select 'POGS The Gecko' on your device. The blue Bluetooth® pairing LED light will be on continuously when connected.

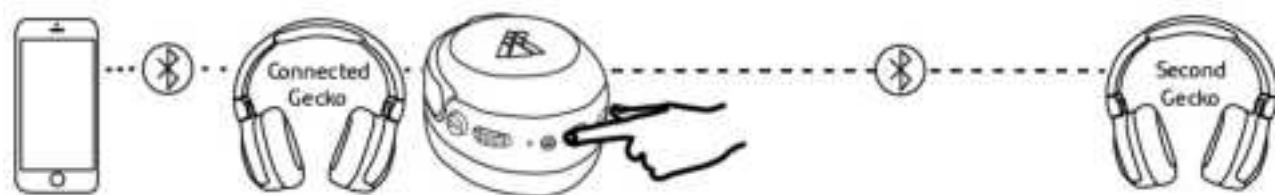


Audio sounds will be heard when connected and disconnected.

For Android devices, Google Fast Pair prompt will appear on the device to allow for quick connection. To disconnect, press Bluetooth® pairing button for 5 seconds. Or disconnect headphones using your Bluetooth® device.

Music sharing with wireless POGLink

For kids to enjoy music or other content together, you can share audio between two Gecko 2s without cables getting in the way. Wireless POGLink is activated and deactivated by pressing the Bluetooth® pairing button twice quickly, first on the Gecko 2 that is connected to your audio device and then on the second Gecko 2. The blue LED light will be on continuously once connected.



- 1 To activate POGLink, **press Bluetooth® pairing button 2x quickly on The Gecko connected to audio device (blue LED will blink fast)**
- 2 To connect the second Gecko, **press same button on second Gecko 3x quickly (blue LED blinks slowly)**
- 3 To disconnect, **press same button 2x quickly again on either Gecko**
- 4 To connect the second Gecko to a different Bluetooth® device after using POGLink, **please go to the Bluetooth® menu on your device**

When POGLink is activated, an audio prompt will be heard in the headphones saying 'POGLink activated'. When the two Gecko 2s are connected, the voice will say 'POGS linked'. When disconnected by turning POGLink off, or when out of Bluetooth® range, the voice will say 'POGS unlinked'.

Note that you can only connect two POGS The Gecko 2 headphones together using wireless POGLink. If you wish to link other POGS headphones, please use the POGS-Splitter, an optional accessory available on www.pogsheadphones.com.

Renaming your POGS The Gecko 2

You can change the name of your POGS The Gecko 2 on the device you have connected to your POGS using Bluetooth®, if your device supports this.

This will make it easier to select your POGS for Bluetooth® connections in the future, especially if there are multiple POGS products around.

If your device supports this, you will be able to see the battery level of your POGS on your device and have the option to change the name of your POGS.



Fast Pair

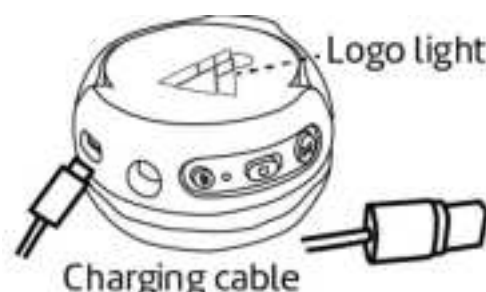
If you have an Android device, you can rename your POGS The Gecko 2 through your Android device (Google Fast Pair).

Charging your POGS The Gecko 2



To charge your POGS The Gecko 2, you will need a universal USB-C charging cable. This cable is not included in the box with your headphones, yet available as optional accessory at www.pogsheadphones.com or any other electronics store.

One of our POGS principles is to reduce our impact on the environment and to minimize waste. Many households already have USB-C charging cables, so adding these in the box can result in many unused cables. Instead, we offer the cable as an accessory if needed.



Logo light blinks every 30 seconds when battery is low

- 1 Connect a USB charging cable*
- 2 Plug the adapter in the socket
(logo light is on during charging)
- 3 Logo light turns off when fully charged

When battery is low, a battery low audio prompt will be given when battery reaches 20%, 10% and 5% of capacity. When charging the logo light will be on. After charging, the headphones will be off and will need to be turned on again to use.

If you are out of battery, The Gecko 2 can still be used with an audio cable. Equally, when using The Gecko 2 where a wireless connection is not possible, like in an airplane, an audio cable can be used. Please always use the POGS-Safe cable when using the product with cable (available on www.pogsheadphones.com).



When using a cable to connect to your output device when out of battery, please make sure you are using the POGS-Safe cable. This cable has unique built-in technology to limit the volume to a maximum of 85 dB, which other audio cables do not.

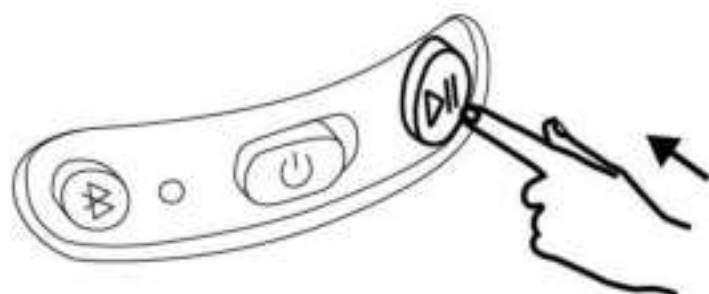


For your safety, the headphones cannot be used during charging.



To prolong battery lifespan, fully charge at least once every 3 months. Battery life varies by use and settings.

Using the Play/Pause button for music, phone calls and voice control



Music / audio

| | |
|----------------|-------------|
| Play music | Press once |
| Pause music | Press once |
| Play next song | Press twice |

Phone calls

| | |
|--|---------------------|
| Answer a call | Press once |
| Reject incoming call | Long press 1 second |
| Hang up a call | Press once |
| Answer a call while on the phone | Press once |
| Reject a call while on the phone | Long press 1 second |
| Hang up second call and return to first call | Press once |

Voice assistant

| | |
|--|---|
| Access voice control on connected device | Long press and hold for more than 2 seconds |
|--|---|

Audio signals

Below is a summary of the audio signals for the various functions of the POGS The Gecko 2 headphones.

Audio signals

| | |
|-----------------------|--|
| Power | Morning birds (on) / Owl (off) |
| Bluetooth® connection | Connected tone / Disconnected tone |
| Wireless POGLink | Voice: POGLink activated / POGS linked (Gecko 2s connected) / POGS unlinked (disconnected) |
| Google Fast Pair | Google connection tone (connected) |
| Low battery | Low battery tone at 20%, 10% and 5% of remaining battery |

Using your headphones with audio cable

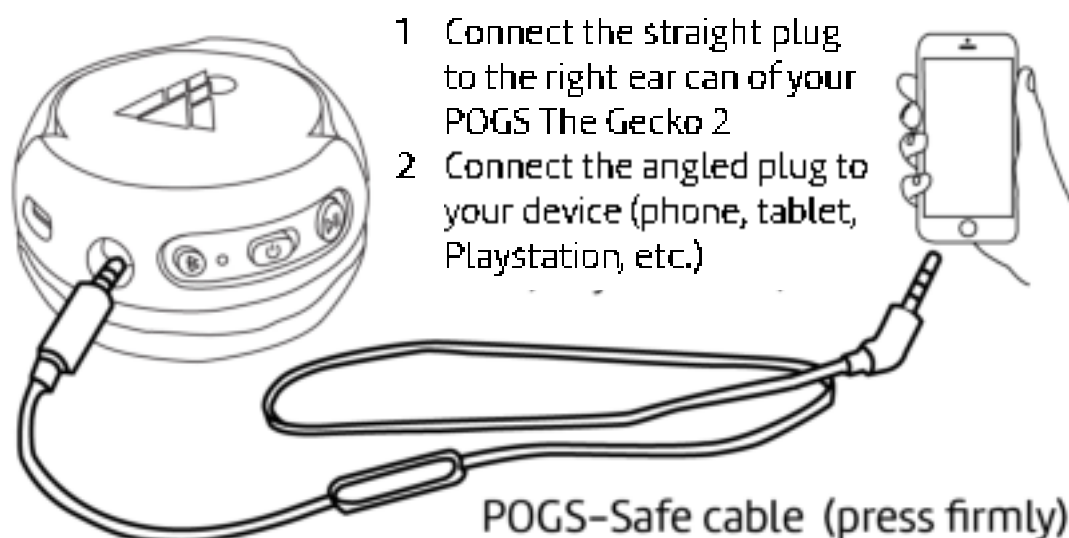


When using a cable to connect to your output device, for instance in a plane or when out of battery, please make sure you are using the POGS-Safe cable. This cable has unique built-in technology to limit the volume to a maximum of 85 dB, which other audio cables do not.

Be aware that when using an audio cable, the audio level of headphones is determined by the power of the output device. Our POGS-Safe cable ensures a maximum of 85 dB at an output power of 1V, which is the maximum of most common consumer devices. If you are unsure, please contact the supplier of your device to verify.

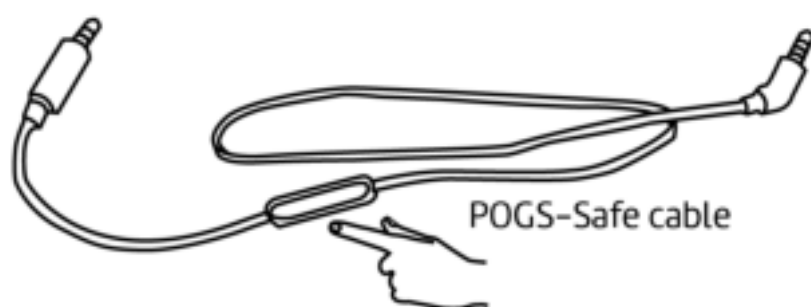


This POGS-Safe cable is **not** included in the box with your headphones to ensure we do not produce more cables than are wanted by our customers. The cables are available as optional accessory at www.pogshheadphones.com. Select the POGS-Safe cable with the colored plugs.



The cable connection has priority over Bluetooth®. This means that if both connections are established, the music transmitted via cable will be played back.

Using the button on the optional POGS-Safe cable for music, phone calls, and voice control



When using the POGS-Safe cable, the button on the cable can be used to access the features on The Gecko 2.

Music / audio

| | |
|----------------|-------------------|
| Play music | Press once |
| Pause music | Press once |
| Play next song | Press twice |
| Play last song | Press three times |

Phone calls

| | |
|--|---------------------|
| Answer a call | Press once |
| Reject incoming call | Long press 1 second |
| Hang up a call | Press once |
| Answer a call while on the phone | Press once |
| Reject a call while on the phone | Long press 1 second |
| Hang up second call and return to first call | Press once |

Voice assistant

| | |
|--|---|
| Access voice control on connected device | Long press and hold for more than 2 seconds |
|--|---|

Caring for your POGS headphones

We would love for you to use our products for a long time, and the products have been developed to withstand rough handling. Proper care can extend the lifetime of your POGS.

- We recommend that you clean the headphones regularly.
- Turn your POGS headphones off and remove all cable connections before you start cleaning.
- You can remove any dust or light dirt with a dry microfiber cloth.
- You can wipe off more stubborn dirt with a cloth which has been slightly dampened with water.
- Then, immediately wipe the damp surfaces off with a soft dry cloth without applying pressure.



Liquid can destroy your POGS headphones' electronics.

- Make sure that no liquids of any kind penetrate the headphones.
- Do not, in any case, use solvents or abrasive cleaners.

Trouble shooting

In case you have trouble with your POGS, please refer to our website www.pogsheadphones.com. Under the support section, you can find instruction videos as well as answers to Frequently Asked Questions.

Please make sure you have followed the instructions in this manual to ensure your headphones are charged and connected to your device with Bluetooth® wireless connection or using the POGS-Safe cable.

If you are still facing issues, you can perform a factory reset of the headphones, by pressing the Bluetooth® pairing button together With the Play/Pause button for 5 seconds.

We are also happy to help you find a solution if you contact us via email: hello@pogsheadphones.com.

For your safety



Important safety instructions.

1. Read and keep these instructions.
2. Follow all instructions and warnings.
3. Clean only with a dry cloth or a lightly damp cloth.
4. Do not wear the headphones while charging, they will switch off when charging.
5. Use only attachments/accessories specified by POGS.
6. Refer all servicing or repairs to POGS through www.pogsheadphones.com.
7. Do not expose your headphones to rain, dripping, splashing or moisture of any kind. For instance, do not use your headphones outdoors during a thunderstorm, as this may result in electric shock or malfunction of your headphones.

Protect your hearing



Although POGS are volume-limited headphones, the WHO recommends limiting the use of headphones. Extended listening may negatively impact hearing. And only use the volume-limited POGS-Safe cable when using The Gecko 2 with a wired connection.

Beware of your surroundings

Your headphones dampen external noise. Do not in any case wear your headphones when you are required to pay attention to your surroundings.

Safety notes for lithium polymer batteries

Please do not open the products. Service should only be done by POGS B.V. or a service agent appointed by POGS B.V. Inside the product is a battery, which is normally inaccessible.

CAUTION

- ⚠ Don't disassemble, crush, puncture, short external contacts, expose to temperature above 60°C (140°F), sunshine, or expose to extremely low air pressure, or dispose of in fire or water.
- ⚠ Make sure that children in particular do not have access to the installed storage battery. Properly dispose of a defective device at your local recycling facility.
- ⚠ Do not allow battery acid to come into contact with skin, eyes or mucus membranes. In the event of contact with acid, immediately flush the applicable areas with plenty of clean water and consult a physician if necessary. Lithium batteries may explode if handled improperly.
- ⚠ Do not heat or short circuit batteries or dispose of them in fire.

For your safety (continued)

CAUTION

- ⚠ Do not expose batteries to direct sunlight.
- ⚠ If you suspect that the battery has been swallowed or otherwise incorporated, seek immediate medical attention. Leaking battery acid may lead to chemical burns, severe internal injury and, in extreme cases, even death.
- ⚠ Only use the headphones to receive wireless signals in environments where the use of Bluetooth® technology is permitted.
- ⚠ Ensure that the headphones do not become wet. Protect them from moisture, heat (e.g. during the summer in cars) and mechanical influences (e.g. severe shocks, pressure and dropping).
- ⚠ Only charge the batteries at ambient temperatures of 10 – 40 °C.

Wireless specification

Bluetooth® version 5.2

Bluetooth® transmission frequency range: 2400 MHz – 2483.5 MHz

Bluetooth® transmission power: ≤15 dBm (EIRP)

Caution FCC statement for users (USA only)

This device complies with part 15 of the Federal Communication Commission (FCC) Rules. Operation is subject to the following two conditions: (1) This device may not cause harmful interference, and (2) this device must accept any interference received, including interference that may cause undesired operation.

FCC Interference Statement

This equipment has been tested and found to comply with the limits for a Class B digital device, pursuant to Part 15 of the FCC Rules. These limits are designed to provide reasonable protection against harmful interference in a residential installation. This equipment generates, uses and can radiate radio frequency energy and, if not installed and used in accordance with the instructions, may cause harmful interference to radio communications. However, there is no guarantee that interference will not occur in a particular installation.

If this equipment does cause harmful interference to radio or television reception, which can be determined by turning the equipment off and on, the user is encouraged to try to correct the interference by one or more of the following measures:

- Reorient or relocate the receiving antenna.
- Increase the separation between the equipment and receiver.
- Connect the equipment into an outlet on a circuit different from that to which the receiver is connected.
- Consult the dealer or an experienced radio/TV technician for help.

Caution: Changes or modifications not expressly approved by POGS could void the user's authority to operate the equipment.

Caring for our planet

Please take care when disposing of your POGS headphones after they have reached the end of their life.

This symbol means the product must not be discarded as household waste, and should be delivered to an appropriate collection facility for recycling. Proper disposal and recycling help protect natural resources, human health and the environment. For more information on disposal and recycling of this product, contact your local municipality or disposal service. This ensures that old devices are recycled in a professional manner and also rules out negative consequences for the environment.



POGS headphones are RoHS compliant (Directive 2011/65/EU and UK The Restriction of the Use of Certain Hazardous Substances in Electrical and Electronic Equipment Regulations 2012, and its amendments), on the restriction of the use of certain hazardous substances in electrical and electronic equipment.

POGS are REACH compliant (Regulation No. 1907/2006), which addresses the production and use of chemical substances and their potential impacts on human health and the environment. Article 33(1) of REACH Regulation requires suppliers to inform the recipients if an article contains more than 0.1 % (per weight per article) of any substance(s) on the Substances of Very High Concern (SVHC) Candidate List ('REACH candidate list'). At the time of release of this product, no substances of the 'REACH candidate list' are contained in a concentration of more than 0.1% per weight in this product.

Your POGS are Prop 65 compliant and do not lead to significant exposure to chemicals that cause cancer, birth defects or other reproductive harm.

Your POGS have built-in battery that lasts for the lifetime of the product; removal is not possible for the user. Recycling or recovery centers should handle the dismantling of the product and the removal of the battery. If, for any reason, it becomes necessary to replace such a battery, this procedure must be performed by POGS. In the European Union and other locations, it is illegal to dispose of any battery with household trash. All batteries must be disposed of in an environmentally sound manner. Contact your local waste-management officials for information regarding the environmentally sound collection, recycling and disposal of used batteries.

Declaration of Conformity

POGS B.V. hereby declares that this product has been tested and is compliant according to the test standard EN 60065:2014 + A11: 2017. POGS B.V. hereby declares that this equipment is in compliance with the essential requirements and other relevant provisions of Directive 2014/53/EU and UK Radio Equipment Regulations 2017.

FCC SDOC supplier's declaration of conformity POGS B.V. hereby declares that this equipment follows the FCC Part 15 Subpart B.

Please note that the information in this document may change without prior notice, and in no way constitutes any liability on the part of POGS B.V.

No part of this manual may be reproduced in any form or be broadcasted in any way electronically, mechanically, by photocopy or recording without the written permission of POGS B.V.



The Bluetooth® word mark and logos are registered trademarks owned by Bluetooth SIG, Inc. and any use of such marks by POGS B.V. is under license. Other trademarks and trade names are those of their respective owners.