

Section 1. Test Setup Photos

1.1 Test Setup (Integrated Patch Antenna)




Figure 1 – Test setup.

FCC ID: K3Y-MC-WLAN; IC Number: N/A

Hughes Network Systems

1.2 Radiated emissions test setup (Integrated Patch Antenna)



Figure 2 - Radiated emissions below 1 GHz (0.03 – 1 GHz), front view.



Figure 3 - Radiated emissions below 1 GHz (0.03 – 1 GHz), rear view.




Figure 4 - Radiated emissions above 1 GHz (1 – 18 GHz), front view.




Figure 5 - Radiated emissions above 1 GHz (1 – 18 GHz), rear view.




Figure 6 - Radiated emissions above 1 GHz (18 – 26 GHz), front view.




Figure 7 - Radiated emissions above 1 GHz (18 – 26 GHz), rear view.

FCC ID: K3Y-MC-WLAN; IC Number: N/A

Hughes Network Systems

1.3 Test Setup (Integrated PCB Antenna)



Figure 8 – Test setup.

FCC ID: K3Y-MC-WLAN; IC Number: N/A

Hughes Network Systems

1.4 Radiated emissions test setup (Integrated PCB Antenna)



Figure 9 - Radiated emissions below 1 GHz (0.03 – 1 GHz), front view.



Figure 10 - Radiated emissions below 1 GHz (0.03 – 1 GHz), rear view.




Figure 11 - Radiated emissions above 1 GHz (1 – 18 GHz), front view.




Figure 12 - Radiated emissions above 1 GHz (1 – 18 GHz), rear view.




Figure 13 - Radiated emissions above 1 GHz (18 – 26 GHz), front view.




Figure 14 - Radiated emissions above 1 GHz (18 – 26 GHz), rear view.

FCC ID: K3Y-MC-WLAN; IC Number: N/A

Hughes Network Systems

1.5 Test Setup (L-Comm Rubber Duck Antenna: HG2403RD-RSF)



Figure 15 – Test setup.

FCC ID: K3Y-MC-WLAN; IC Number: N/A

Hughes Network Systems

1.6 Radiated emissions test setup (L-Comm Rubber Duck Antenna: HG2403RD-RSF)




Figure 16 - Radiated emissions below 1 GHz (0.03 – 1 GHz), front view.




Figure 17 - Radiated emissions below 1 GHz (0.03 – 1 GHz), rear view.




Figure 18 - Radiated emissions above 1 GHz (1 – 18 GHz), front view.



Figure 19 - Radiated emissions above 1 GHz (1 – 18 GHz), rear view.

FCC ID: K3Y-MC-WLAN; IC Number: N/A
Hughes Network Systems




Figure 20 - Radiated emissions above 1 GHz (18 – 26 GHz), front view.



Figure 21 - Radiated emissions above 1 GHz (18 – 26 GHz), rear view.