


12. Appendixes

12.1. Photos and Ports Location: Cellular Testing

Photo Reference Number	Title
PHT/001	Test configuration for the measurement of SAR Lab
PHT/002	Front 0mm (DUT Modified)
PHT/003	Back 0mm (DUT Modified)
PHT/004	Edge 1 (Right) 0mm (DUT Modified)
PHT/005	Edge 2 (Bottom) 0mm (DUT Modified)
PHT/006	Edge 3 (Left) 0mm (DUT Modified)
PHT/007	Front (DUT Modified) + OBC (On Body Charger) 0mm
PHT/008	Back (DUT Modified) + OBC (On Body Charger) 0mm
PHT/009	Front (DUT Unmodified) 0mm
PHT/010	Front View of DUT (Modified)
PHT/011	Back View of DUT (Modified)
PHT/012	Front View of DUT (Unmodified)
PHT/013	Back View of DUT (Unmodified)
PHT/014	Front View of Conducted DUT (Unmodified)
PHT/015	Back View of Conducted DUT (Unmodified)
PHT/016	Front View of DUT (Modified) + OBC (On Body Charger)
PHT/017	Back View of DUT (Modified) + OBC (On Body Charger)
PHT/018	Front View of DUT (Unmodified) + OBC (On Body Charger)
PHT/019	Back View of DUT (Unmodified) + OBC (On Body Charger)
PHT/020	AC Charging Dock + OBC (On Body Charger) attached View
PHT/021	AC Charging Dock + OBC (On Body Charger) View
PHT/022	Antenna Schematics

PHT/001: Test configuration for the measurement of SAR Lab




PHT/002: Front 0mm (DUT Modified)




PHT/003: Back 0mm (DUT Modified)



PHT/004: Edge 1 (Right) 0mm (DUT Modified)



PHT/005: Edge 2 (Bottom) 0mm (DUT Modified)



PHT/006: Edge 3 (Left) 0mm (DUT Modified)



PHT/007: Front (DUT Modified) + OBC (On Body Charger) 0mm



PHT/008: Back (DUT Modified) + OBC (On Body Charger) 0mm



PHT/009: Front 0mm (DUT Unmodified)



PHT/010: Front View of DUT (Modified)



PHT/011: Back View of DUT (Modified)



PHT/012: Front View of DUT (Unmodified)



PHT/013: Back View of DUT (Unmodified)



PHT/014: Front View Conducted DUT (Unmodified)



PHT/015: Back View Conducted DUT (Unmodified)



PHT/016: Front View of DUT (Modified) + OBC (On Body Charger)



PHT/017: Back View of DUT (Modified) + OBC (On Body Charger)



PHT/018: Front View of DUT (Unmodified) + OBC (On Body Charger)



PHT/019: Back View of DUT (Unmodified) + OBC (On Body Charger)



PHT/020: AC Charing Dock + OBC (On Body Charger) Attached View



PHT/021: AC Charing Dock + OBC (On Body Charger) View



PHT/022: Antenna Schematics

