

# TECHNICAL DATA

Bluetooth Version: 5.3	Audio Decoding: SBC
Bluetooth Compatibility: HFP / HSP / AVRCP / A2DP	Transmission Distance: 10 Meters(33 Feet)
Frequency Range: 50Hz-20KHz	Playtime: Up to 16 hours
Battery Capacity: 1200mAh	Power: 5W RMS
Charging Time: approx. 2 hours	
FCC ID: 2ADH6-1909044	

## IMPORTANT SAFETY INSTRUCTIONS FOR ALL RECHARGEABLE BATTERIES

The battery is not fully charged upon purchase. Before using the speaker, read the safety instructions below and then follow the charging procedures outlined.

### READ ALL INSTRUCTIONS

Speaker is splash and sweat resistant with a rating of IP67.

Splash and sweat resistance are not permanent conditions and resistance might decrease as a result of normal wear and tear. Do not try to charge wet speaker. Liquid damage is not covered under warranty.

Do not incinerate the battery module even if it is severely damaged or is completely worn out. The battery can explode in a fire. Toxic fumes and materials are created when lithium batteries are burned.

If battery contents come into contact with the skin, immediately wash area with mild soap and water. If battery liquid gets into the eye, rinse attention is needed, the battery electrolyte is composed of a mixture of liquid organic carbonates and lithium salts.

Contents of opened battery cells may cause respiratory irritation. Provide fresh air. If symptoms persist, seek medical attention.

**DO NOT** charge or use the battery in explosive atmospheres, such as in the presence of flammable liquids, gases or dust.

**DO NOT** modify the battery in any way to fit a non-compatible charger as the battery may rupture causing serious personal injury.

**DO NOT** immerse in water or other liquids.

**DO NOT** store or use the speaker in locations where the temperature may reach or exceed 105° F (40° C) (such as outside sheds or metal buildings in summer). For best life, store speaker in a cool, dry location. The speaker should not be disposed of as municipal solid waste. To recycle it, contact your local hazardous waste processor or contact Call 2 Recycle® on their website, call2recycle.org, or by phone at 877-273-2925 to find the nearest drop-off location for lithium-polymer batteries.

**▲ WARNING:** Burn hazard. Battery liquid may be flammable if exposed to spark or flame.

**▲ WARNING:** Fire hazard. Never attempt to open the battery pack for any reason. If the battery pack is cracked or damaged, do not insert the charging cable. Do not crush, drop or damage the battery. Do not use the speaker if it has received a sharp blow, been dropped, run over or damaged in any way (e.g. pierced with a nail, hit with a hammer, stepped on).

**Damaged batteries should be returned to a service center for recycling.**

### Federal Communications Commission (FCC) Statement

This device complies with part 15 of the FCC Rules. Operation is subject to the following two conditions:

- (1) This device may not cause harmful interference, and
  - (2) this device must accept any interference received, including interference that may cause undesired operation.
- Note: This equipment has been tested and found to comply with the limits for a Class B digital device, pursuant to part 15 of the FCC Rules. These limits are designed to provide reasonable protection against harmful interference in a residential installation. This equipment generates, uses and can radiate radio frequency energy and, if not installed and used in accordance with the instructions, may cause harmful interference to radio communications. However, there is no guarantee that interference will not occur in a particular installation. If this equipment does cause harmful interference to radio or television reception, which can be determined by turning the equipment off and on, the user is encouraged to try to correct the interference by one or more of the following measures:

- Reorient or relocate the receiving antenna.
  - Increase the separation between the equipment and receiver.
  - Connect the equipment into an outlet on a circuit different from that to which the receiver is connected.
  - Consult the dealer or an experienced radio/TV technician for help.
- Warning: Changes or modifications made to this device not expressly approved by E-fillicate Incorporated for compliance may void the FCC authorization to operate this device.

### RF exposure statement:

This device complies with FCC RF radiation exposure limits set forth for an uncontrolled environment. The device is installed and operated without restriction.

## GUARANTEED FOR LIFE

E-fillicate warrants to the consumer that the product and all accessories provided in the sales package (“Product”) are free from material defects in material and workmanship when used normally and in accordance with operation instructions. E-fillicate will repair or replace (at E-fillicate’s option), without charge, a Materially Defective Product. If we repair or replace a Materially Defective Product under the terms of this warranty, this warranty also applies to repaired or replacement Products. If we repair this Product, we may use new or refurbished replacement parts. If we choose to replace this Product, we may replace it with a new or refurbished Product of the same or similar design. E-fillicate will return repaired or replacement products to you in working condition. We will retain defective parts, or equipment. Repair or replacement of Product is your exclusive remedy.

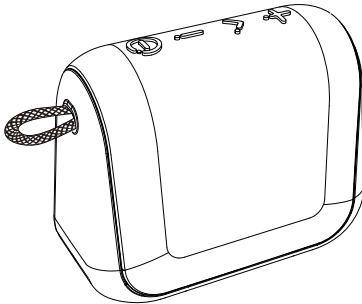
This warranty does not cover Product that has been subjected to misuse, accident, shipping or other physical damage, improper installation, abnormal operation or handling, neglect, inundation, fire, water or other liquid intrusion, or Product that has been damaged due to repair, alteration or modification by anyone other than an E-fillicate authorized representative.

## Customer Service:

We’re here to help. If you are not fully satisfied with this product or have questions on how to use it, please contact E-fillicate, Inc. You do not need to contact the retailer from whom the product was purchased. Please contact one of our service representatives before shipping merchandise to us.

www.efillicate.com  
support@efillicate.com  
(800)592-7031 toll-free  
(916) 858-1000  
(916) 858-1009 FAX  
11321 White Rock Road  
Rancho Cordova, CA 95742 USA  
Customer service representatives are available 8 a.m.-5 p.m. PT, M-F

# Instruction Manual



# Reverb5 Wireless Speaker

## Package Contents

- Reverb5 Wireless Speaker
- Type C Charging Cable, 2ft

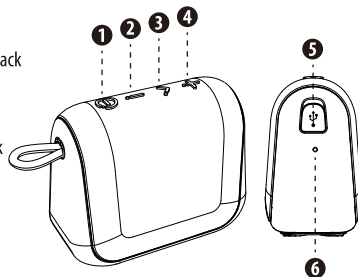
Item No: 190 9044

Thank you for purchasing the **Reverb5 Wireless Speaker**.  
With this wireless speaker, you can:

- Enjoy convenient, hands-free calls
- Control wireless music
- Switch between calls and music

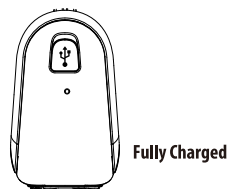
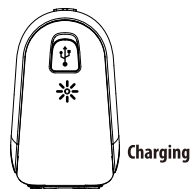
## Components at a Glance

- 1 Power On/Off
- 2 Volume - / Previous Track
- 3 Play / Pause / Phone / TWS Mode
- 4 Volume + / Next Track
- 5 Type C Charging Port
- 6 LED Indicator



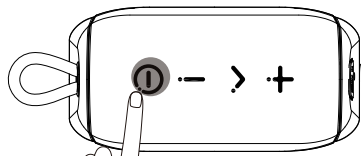
## CHARGING YOUR DEVICE

1. Connect the speaker to a standard 5V charger, PC, or power bank to charge.
2. When charging, the LED indicator is red. When fully charged, the LED indicator will turn off.

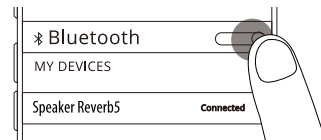


## HOW TO CONNECT

1. Press and hold "1" to power on. Speaker will enter pairing mode automatically.

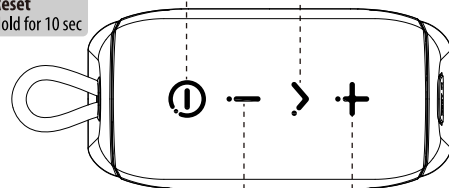


2. On the source device, search and click the "Speaker Reverb5" to pair and connect.



## FUNCTIONS

Power On/Off	Voice Control	Play/Pause	Answer/End Call	Reject Call
Hold for 3 sec	Press Twice	Press Once	Press Once	Hold for 1.5 sec
Reset				
Hold for 10 sec				

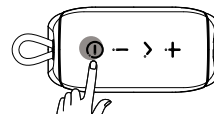


Previous	Volume Down	Next	Volume Up
Hold for 1.5 sec	Press Once	Hold for 1.5 sec	Press Once

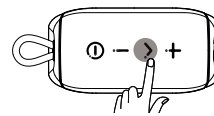
## TRUE WIRELESS STEREO MODE



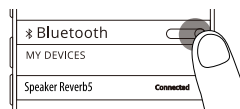
Pair two Reverb5 Speakers together with TRUE WIRELESS STEREO MODE.



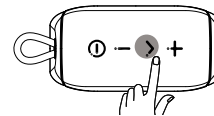
Power on both speakers, and ensure that they are not connected to any bluetooth device.



On one speaker, press ">" to begin pairing. A voice prompt will be audible once speakers are successfully paired.



On the source device, go to Bluetooth settings and ensure Bluetooth is on. Search for "Speaker Reverb5" and select it to pair.



Enjoy your Reverb5 Speakers with TRUE WIRELESS STEREO MODE! To unpair speakers, hold ">" for about 3 seconds.

## RECONNECTING TO A DISCONNECTED DEVICE

If previously connected to a Bluetooth device, the speaker will automatically reconnect with that device when powered on.  
If the Bluetooth device is outside the speaker's distance range, the speaker will not automatically reconnect.

## CONNECTION WAITING MODE

If the speaker is powered on and no Bluetooth device is available for pairing, the speaker will enter 'Connection Waiting Mode'. If a Bluetooth device becomes available, press the Power On/Off button to connect automatically. If no Bluetooth device becomes available, the speaker will power off automatically after 10 minutes.

## TROUBLESHOOTING

### The speaker does not turn on:

Ensure the speaker is fully charged. If the speaker does not turn on even after charging, contact customer service for assistance.

### The speaker does not charge:

Ensure the USB charging cable is properly connected to the speaker and the power source.

### The speaker does not pair:

Ensure that Bluetooth device is compatible and powered on, and that Bluetooth is enabled.

### Music will not play through the speaker:

Ensure that the speaker and Bluetooth device are powered on, and that the volume is not set to minimum level.  
Test the playback of the track on your Bluetooth device.

### Sound Lag / Distortion / Abnormal Noise:

Check if there is a 2.4 GHz device near the speaker or Bluetooth device.  
Check if the Bluetooth device is within 30 ft of the speaker.

### Caller cannot be heard:

Ensure that the Bluetooth device is compatible, that Bluetooth is enabled, and that the device is connected to the speaker. On the Bluetooth device, ensure that the speaker is selected for call audio.