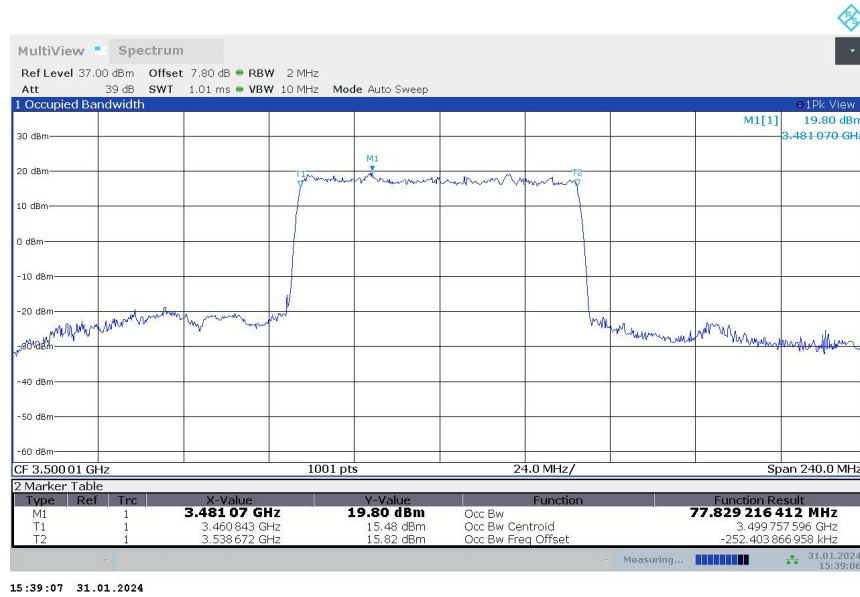


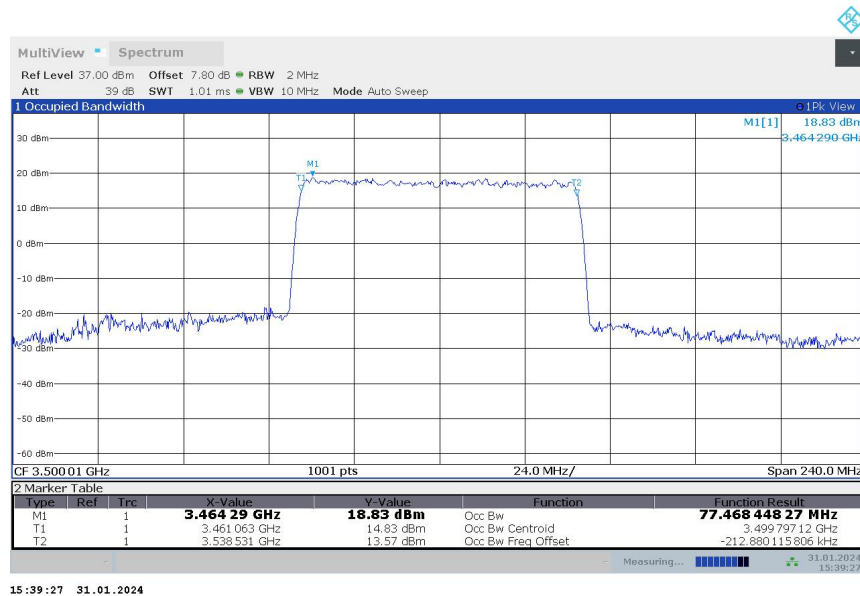
n77L
n77L,80MHz(99%)

Frequency (MHz)	Occupied Bandwidth (99%) (MHz)	
	DFT-s-pi/2 BPSK	DFT-s-QPSK
3500.01	77.829	77.468

n77L,80MHz Bandwidth,DFT-s-pi/2 BPSK (99% BW)



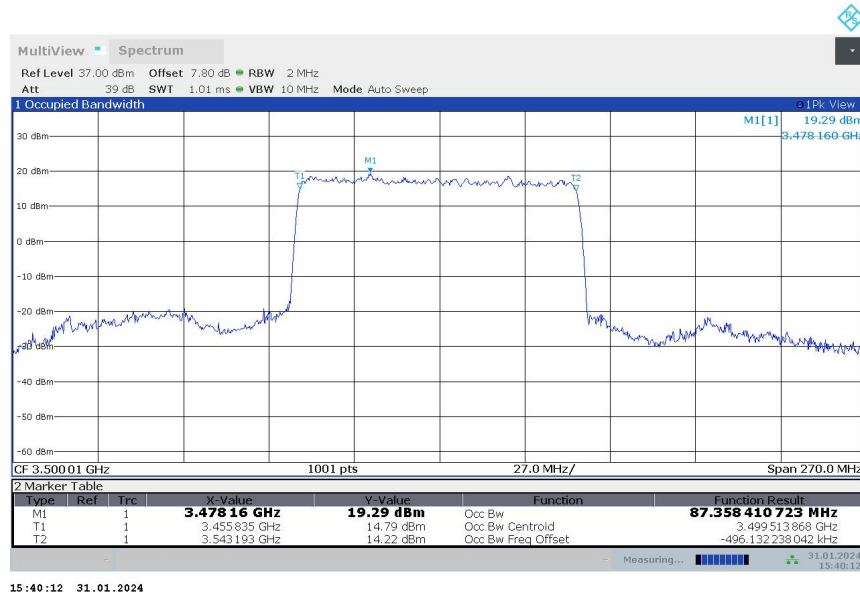
n77L,80MHz Bandwidth,DFT-s-QPSK (99% BW)



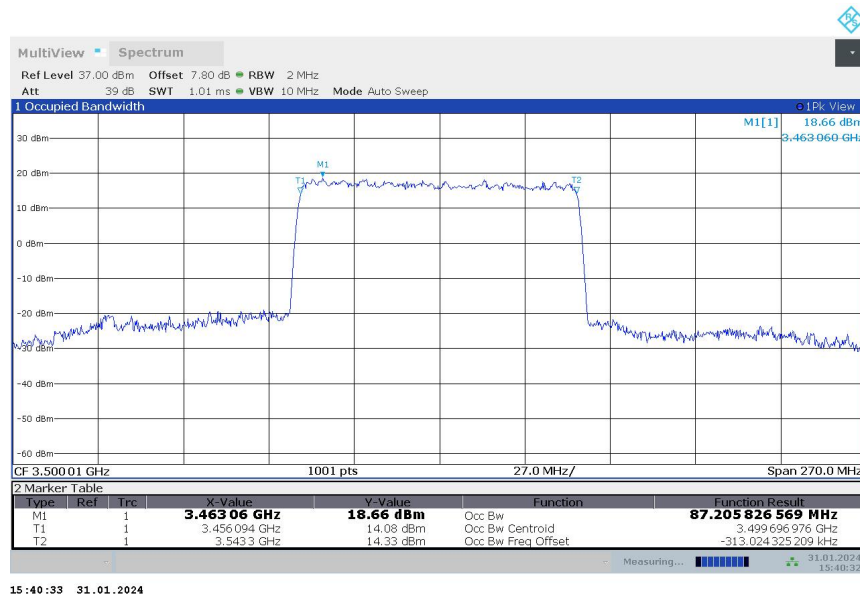
n77L
n77L,90MHz(99%)

Frequency (MHz)	Occupied Bandwidth (99%) (MHz)	
	DFT-s-pi/2 BPSK	DFT-s-QPSK
3500.01	87.358	87.206

n77L,90MHz Bandwidth,DFT-s-pi/2 BPSK (99% BW)



n77L,90MHz Bandwidth,DFT-s-QPSK (99% BW)

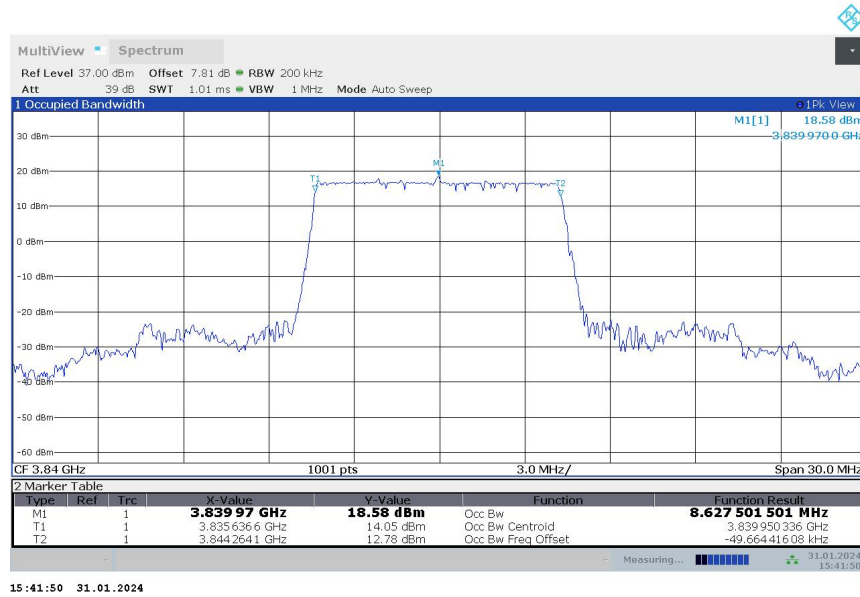


n77H

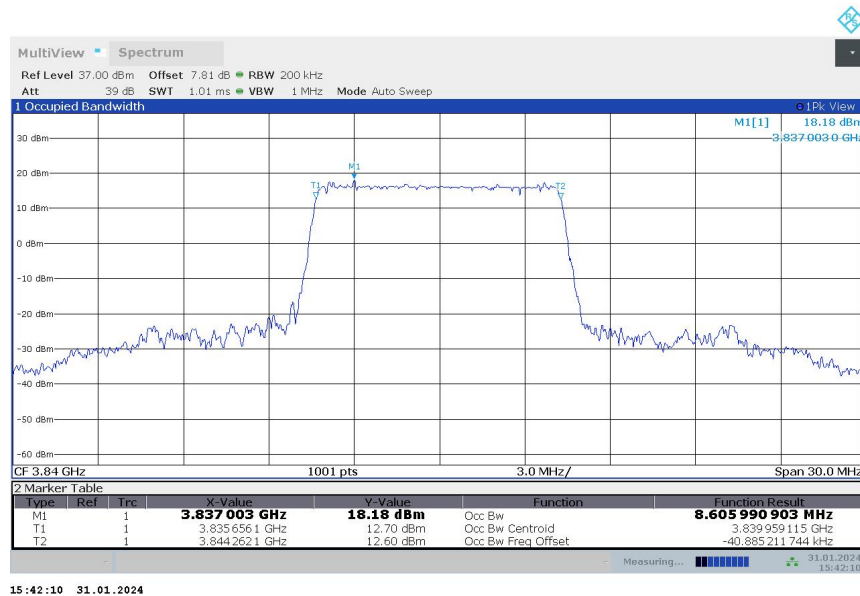
n77H,10MHz(99%)

Frequency (MHz)	Occupied Bandwidth (99%) (MHz)	
	DFT-s-pi/2 BPSK	DFT-s-QPSK
3840	8.628	8.606

n77H,10MHz Bandwidth,DFT-s-pi/2 BPSK (99% BW)



n77H,10MHz Bandwidth,DFT-s-QPSK (99% BW)

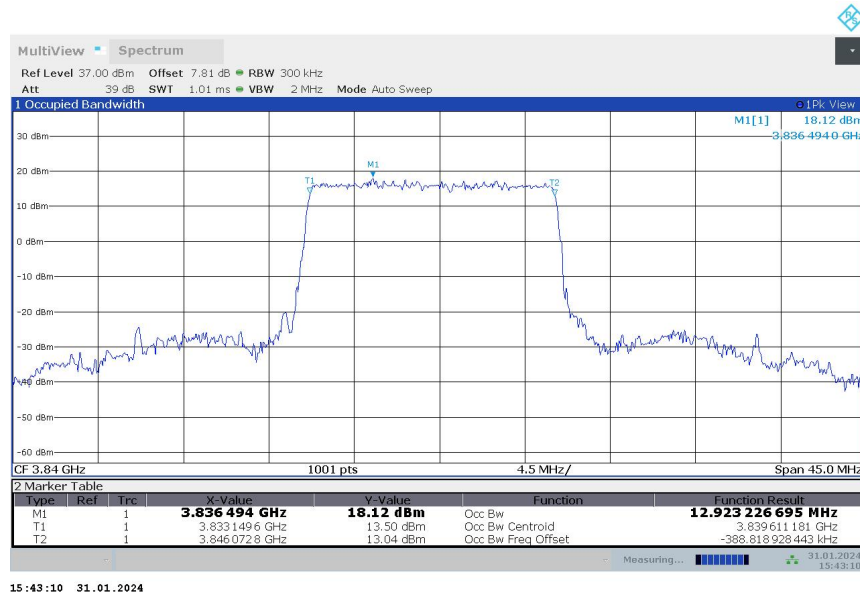


n77H

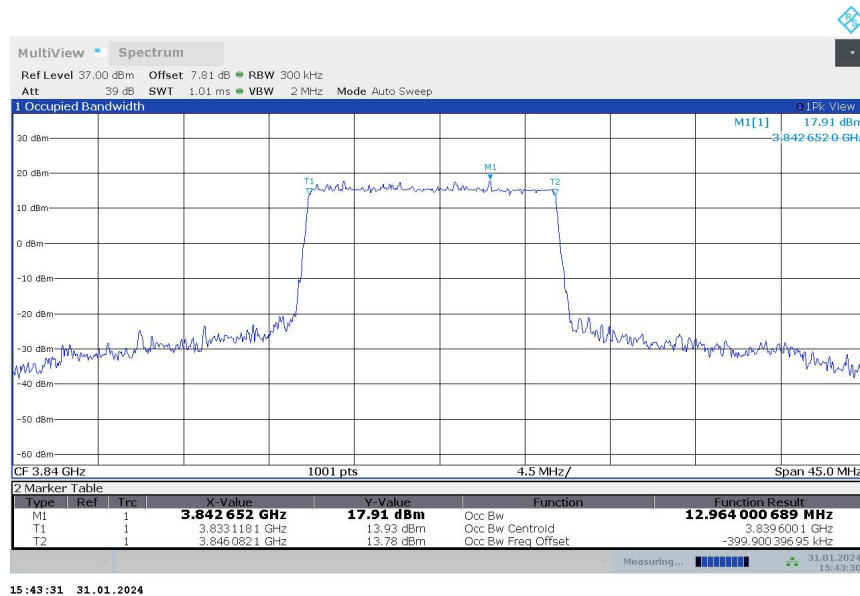
n77H,15MHz(99%)

Frequency (MHz)	Occupied Bandwidth (99%) (MHz)	
	DFT-s-pi/2 BPSK	DFT-s-QPSK
3840	12.923	12.964

n77H,15MHz Bandwidth,DFT-s-pi/2 BPSK (99% BW)



n77H,15MHz Bandwidth,DFT-s-QPSK (99% BW)

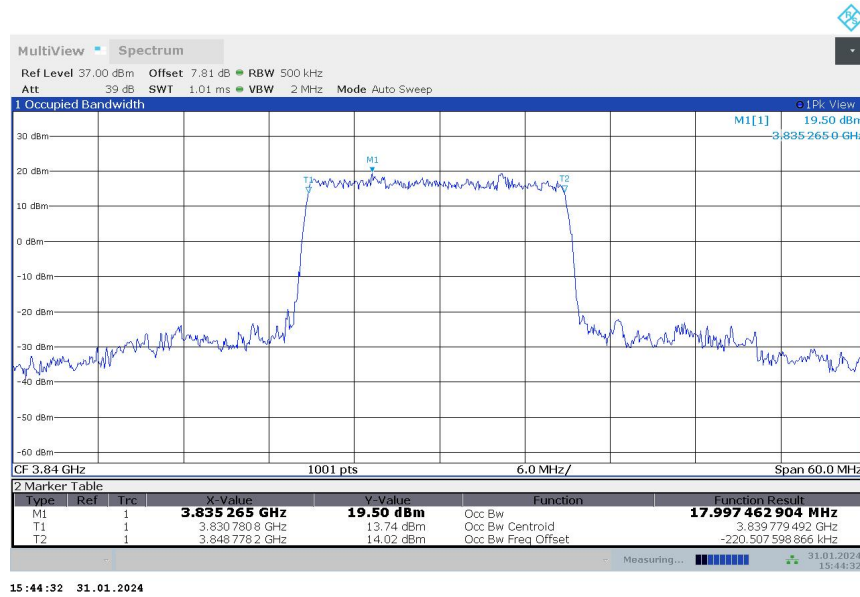


n77H

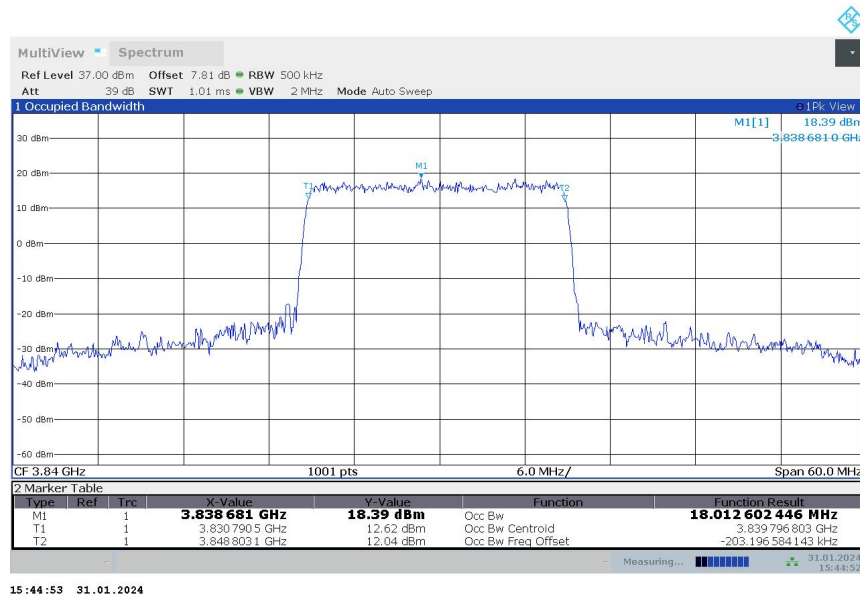
n77H,20MHz(99%)

Frequency (MHz)	Occupied Bandwidth (99%) (MHz)	
	DFT-s-pi/2 BPSK	DFT-s-QPSK
3840	17.997	18.013

n77H,20MHz Bandwidth,DFT-s-pi/2 BPSK (99% BW)



n77H,20MHz Bandwidth,DFT-s-QPSK (99% BW)

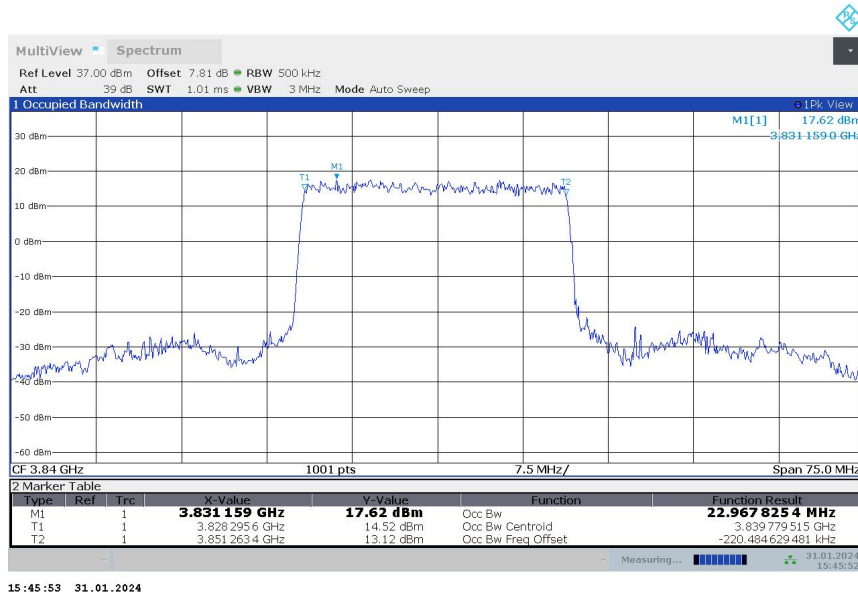


n77H

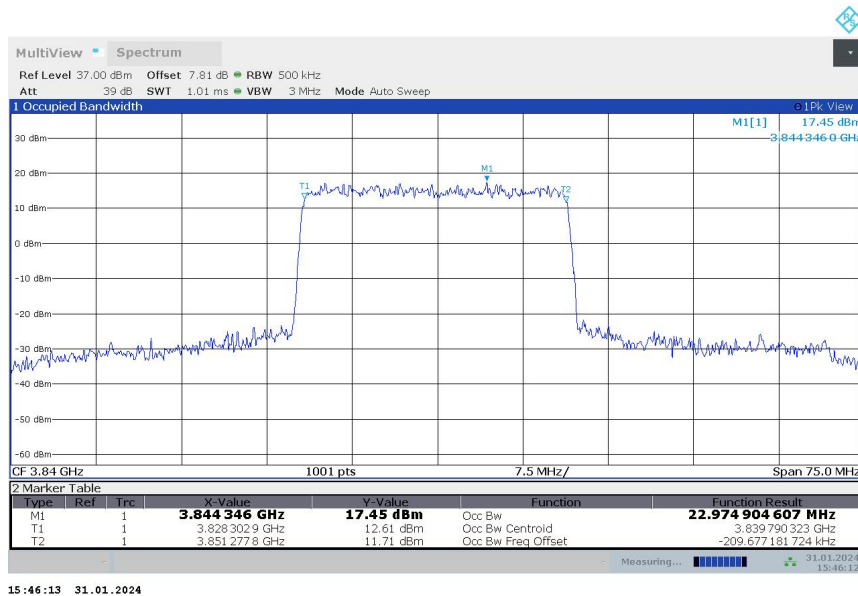
n77H,25MHz(99%)

Frequency (MHz)	Occupied Bandwidth (99%) (MHz)	
	DFT-s-pi/2 BPSK	DFT-s-QPSK
3840	22.968	22.975

n77H,25MHz Bandwidth,DFT-s-pi/2 BPSK (99% BW)



n77H,25MHz Bandwidth,DFT-s-QPSK (99% BW)

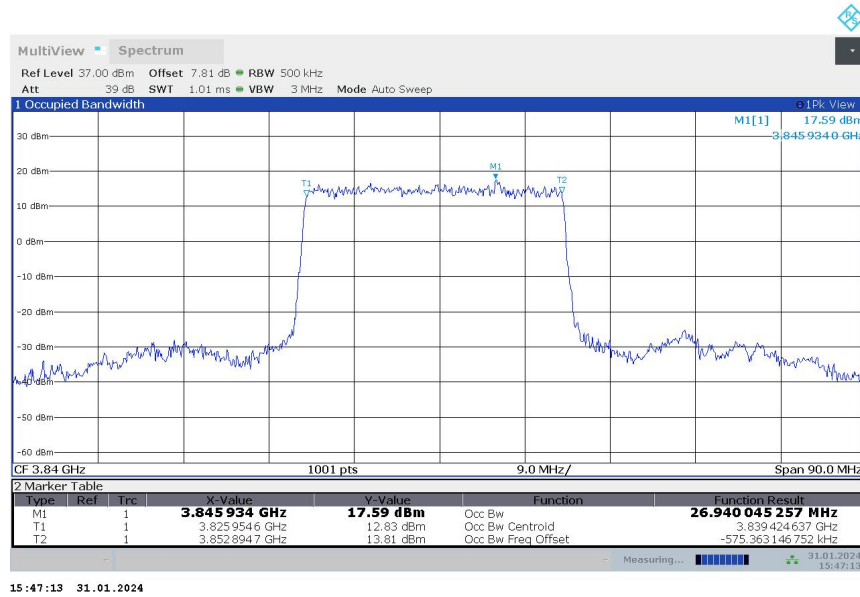


n77H

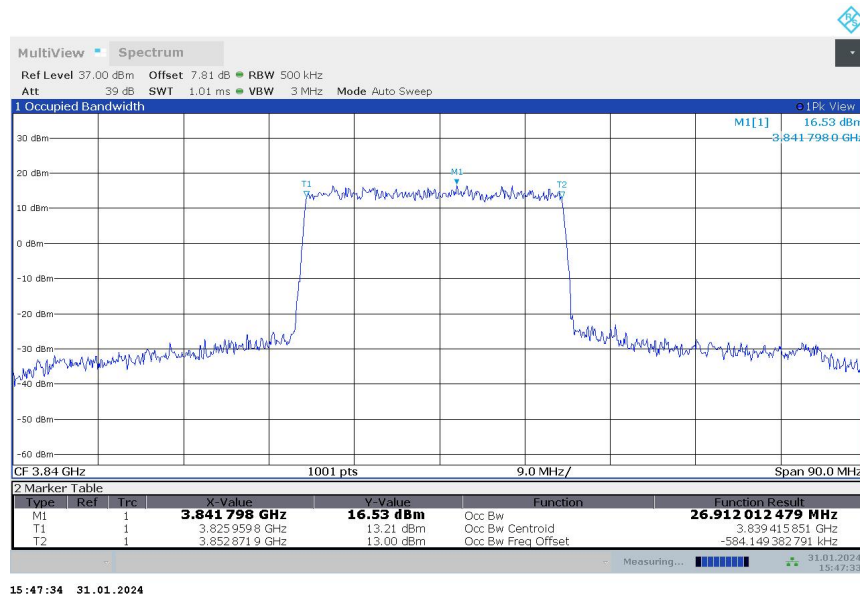
n77H,30MHz(99%)

Frequency (MHz)	Occupied Bandwidth (99%) (MHz)	
	DFT-s-pi/2 BPSK	DFT-s-QPSK
3840	26.940	26.912

n77H,30MHz Bandwidth,DFT-s-pi/2 BPSK (99% BW)



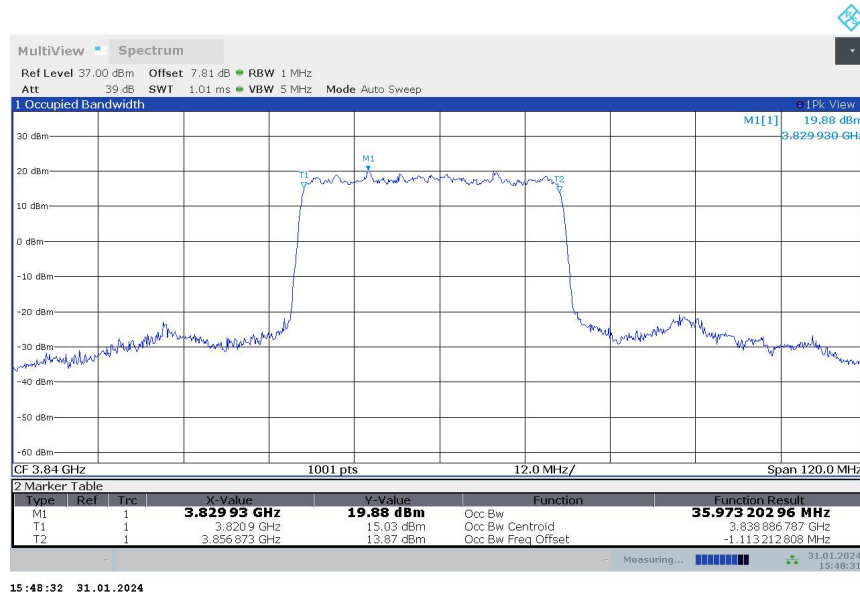
n77H,30MHz Bandwidth,DFT-s-QPSK (99% BW)



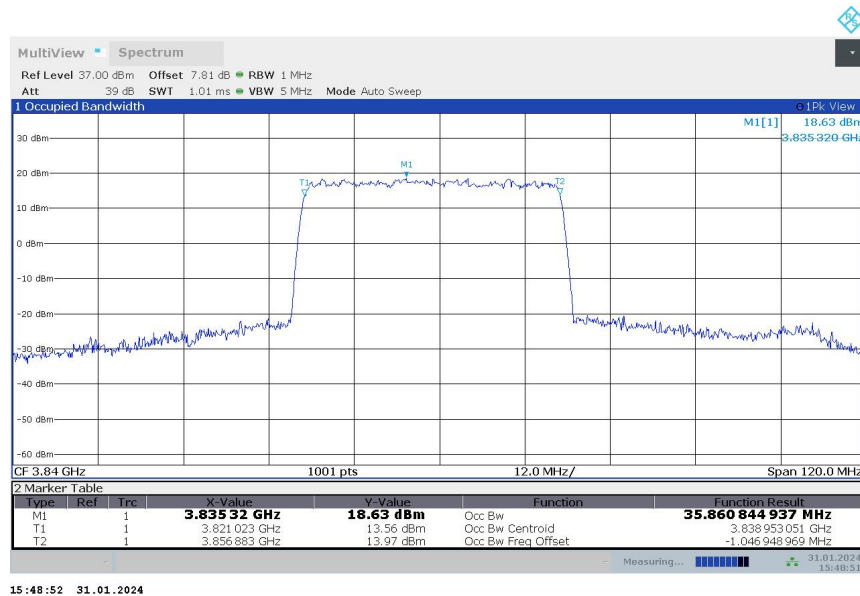
n77H
n77H,40MHz(99%)

Frequency (MHz)	Occupied Bandwidth (99%) (MHz)	
	DFT-s-pi/2 BPSK	DFT-s-QPSK
3840	35.973	35.861

n77H,40MHz Bandwidth,DFT-s-pi/2 BPSK (99% BW)



n77H,40MHz Bandwidth,DFT-s-QPSK (99% BW)

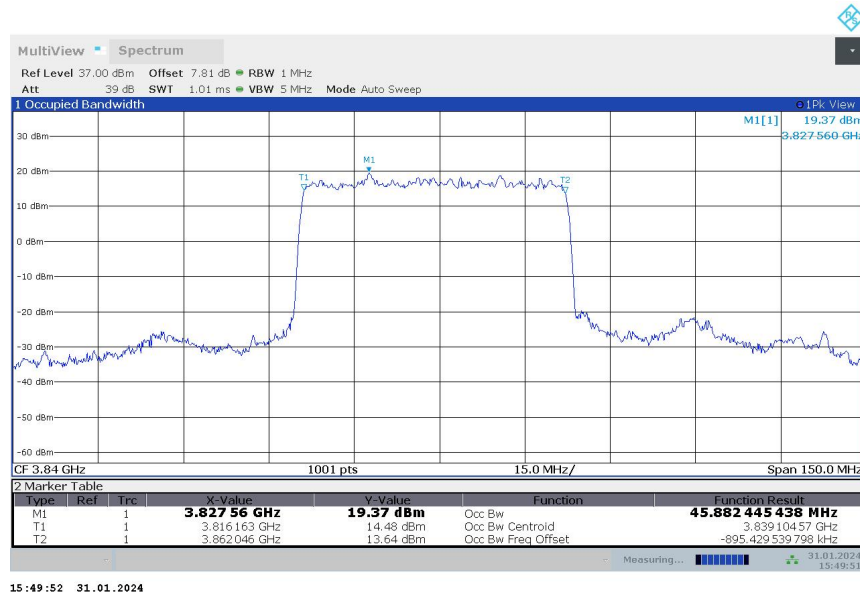


n77H

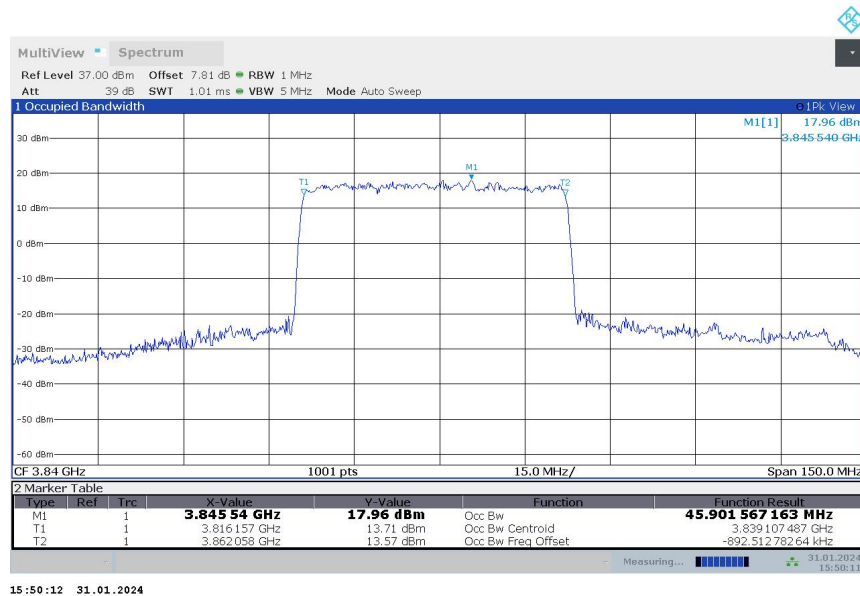
n77H,50MHz(99%)

Frequency (MHz)	Occupied Bandwidth (99%) (MHz)	
	DFT-s-pi/2 BPSK	DFT-s-QPSK
3840	45.882	45.902

n77H,50MHz Bandwidth,DFT-s-pi/2 BPSK (99% BW)



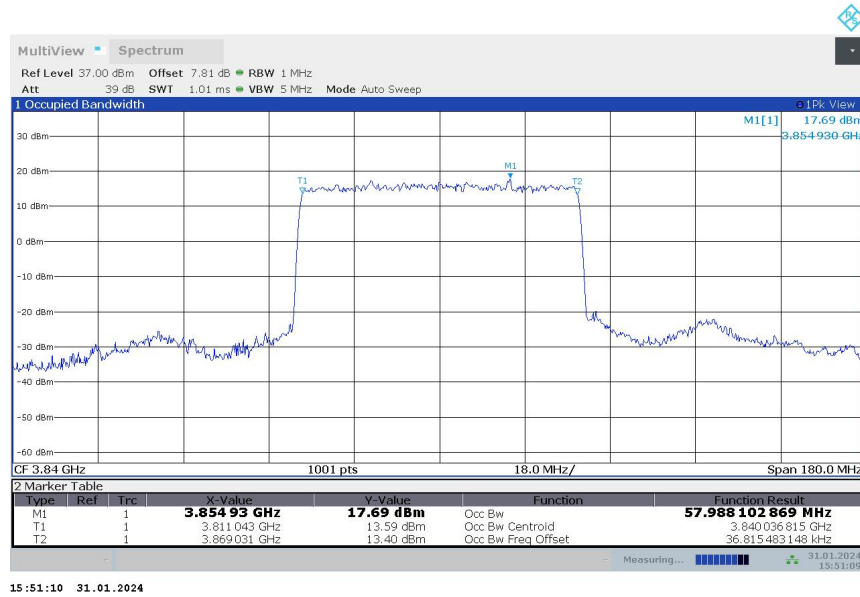
n77H,50MHz Bandwidth,DFT-s-QPSK (99% BW)



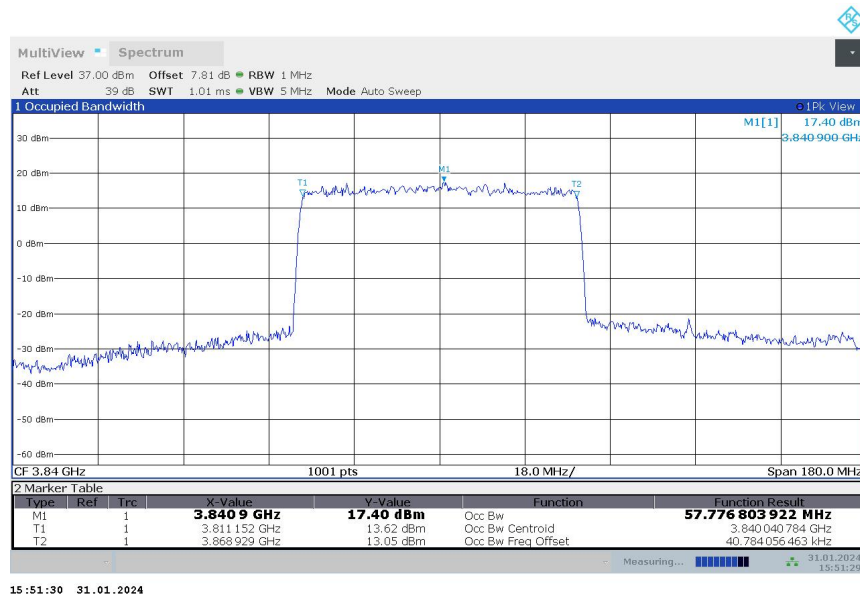
n77H
n77H,60MHz(99%)

Frequency (MHz)	Occupied Bandwidth (99%) (MHz)	
	DFT-s-pi/2 BPSK	DFT-s-QPSK
3840	57.988	57.777

n77H,60MHz Bandwidth,DFT-s-pi/2 BPSK (99% BW)



n77H,60MHz Bandwidth,DFT-s-QPSK (99% BW)

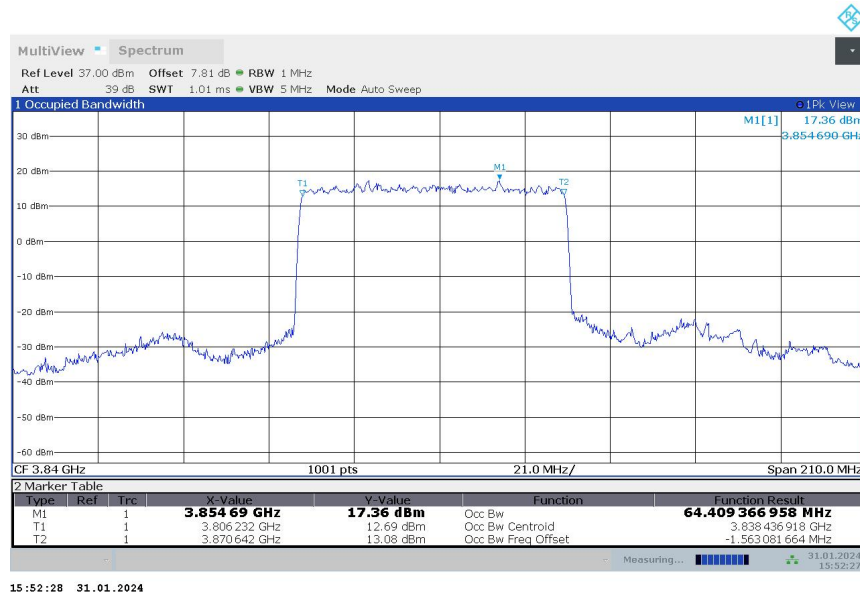


n77H

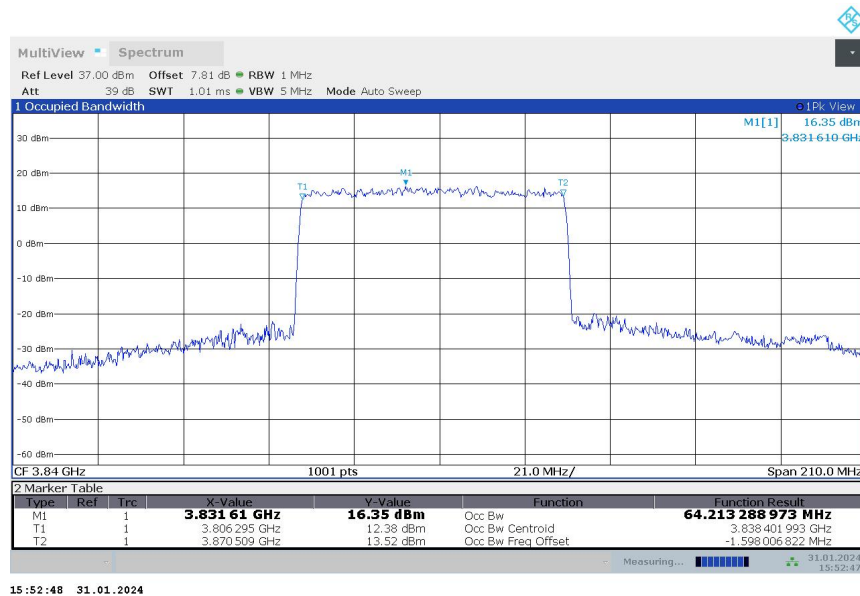
n77H,70MHz(99%)

Frequency (MHz)	Occupied Bandwidth (99%) (MHz)	
	DFT-s-pi/2 BPSK	DFT-s-QPSK
3840	64.409	64.213

n77H,70MHz Bandwidth,DFT-s-pi/2 BPSK (99% BW)



n77H,70MHz Bandwidth,DFT-s-QPSK (99% BW)

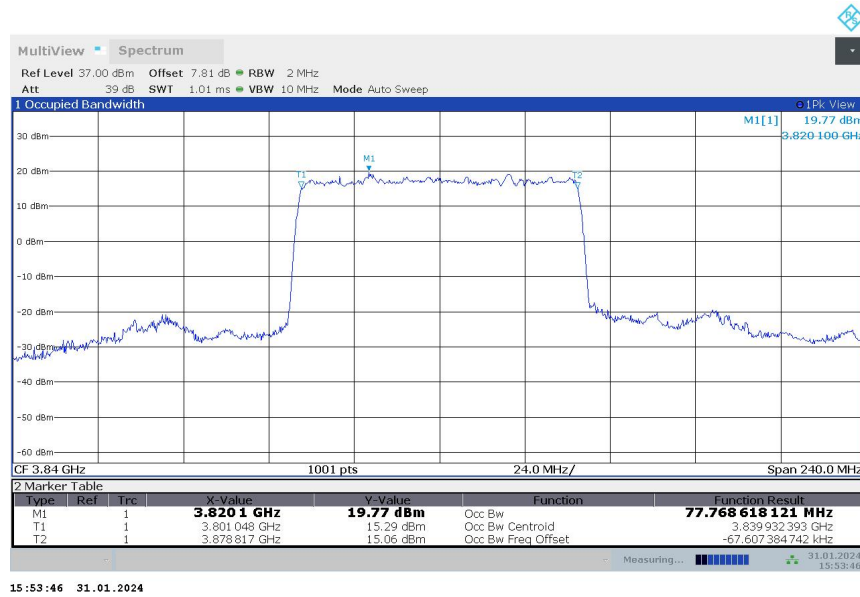


n77H

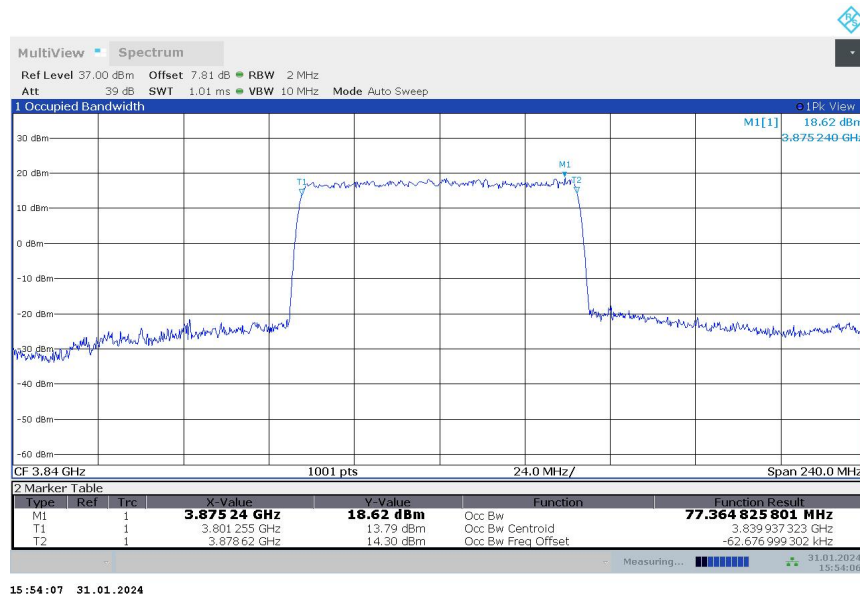
n77H,80MHz(99%)

Frequency (MHz)	Occupied Bandwidth (99%) (MHz)	
	DFT-s-pi/2 BPSK	DFT-s-QPSK
3840	77.769	77.365

n77H,80MHz Bandwidth,DFT-s-pi/2 BPSK (99% BW)



n77H,80MHz Bandwidth,DFT-s-QPSK (99% BW)

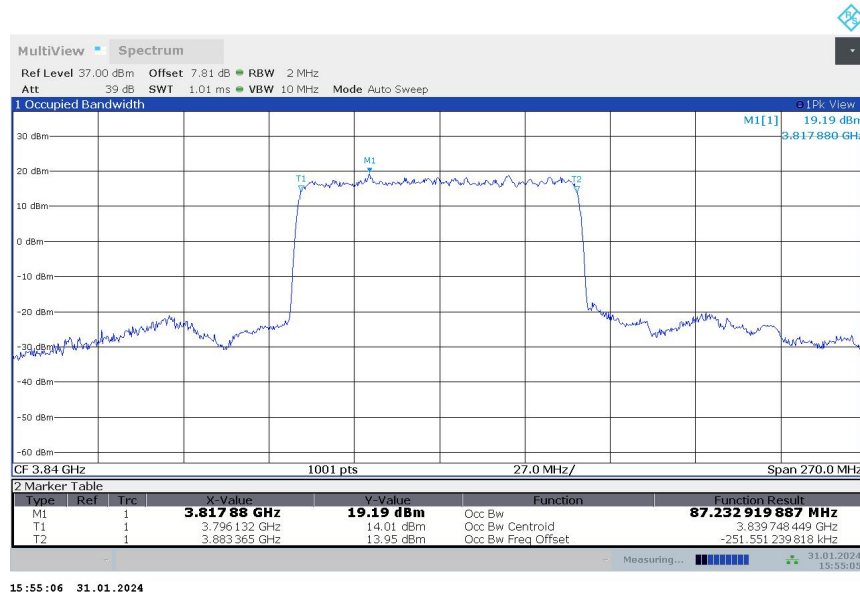


n77H

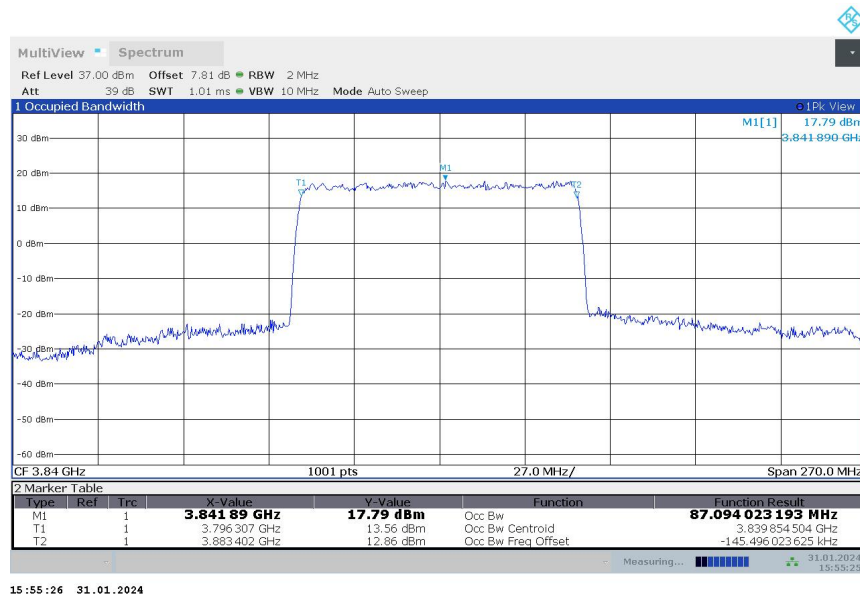
n77H,90MHz(99%)

Frequency (MHz)	Occupied Bandwidth (99%) (MHz)	
	DFT-s-pi/2 BPSK	DFT-s-QPSK
3840	87.233	87.094

n77H,90MHz Bandwidth,DFT-s-pi/2 BPSK (99% BW)



n77H,90MHz Bandwidth,DFT-s-QPSK (99% BW)

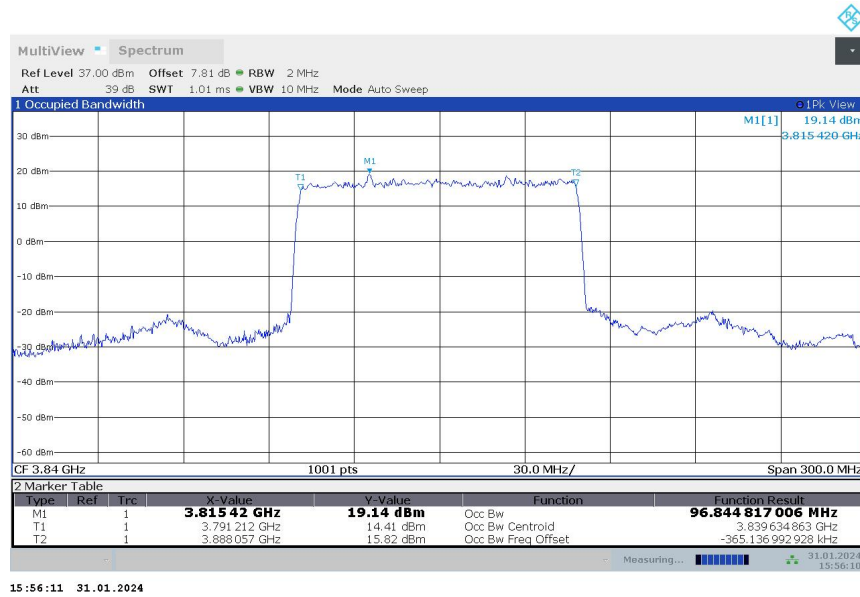


n77H

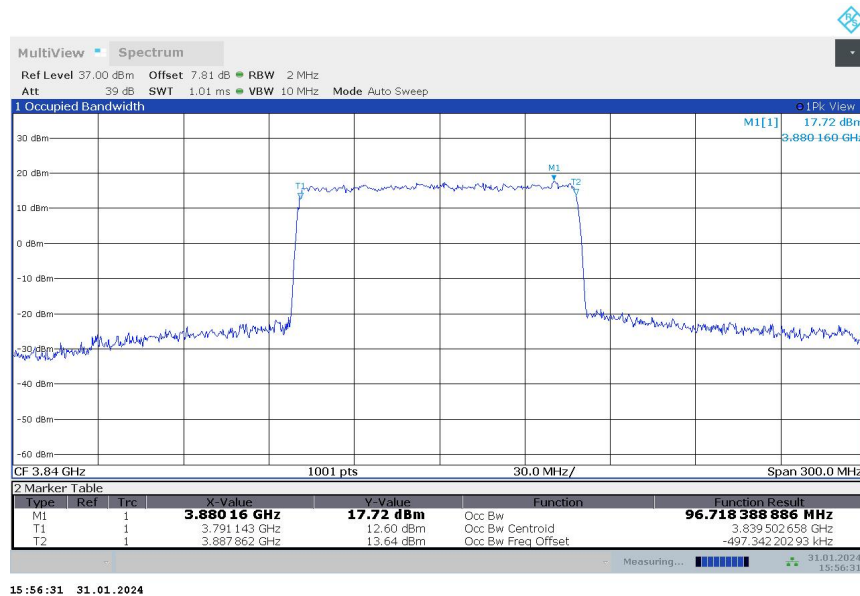
n77H,100MHz(99%)

Frequency (MHz)	Occupied Bandwidth (99%) (MHz)	
	DFT-s-pi/2 BPSK	DFT-s-QPSK
3840	96.845	96.718

n77H,100MHz Bandwidth,DFT-s-pi/2 BPSK (99% BW)



n77H,100MHz Bandwidth,DFT-s-QPSK (99% BW)



Note: The maximum value of expanded measurement uncertainty for this test item is $U = 0.626$ kHz, $k = 2$.

A.5 Emission Bandwidth

The emission bandwidth is defined as the width of the signal between two points, one below the carrier center frequency and one above the carrier center frequency, outside of which all emissions are attenuated at least 26 dB below the transmitter power. Table below lists the measured -26dBc BW. Spectrum analyzer plots are included on the following pages.

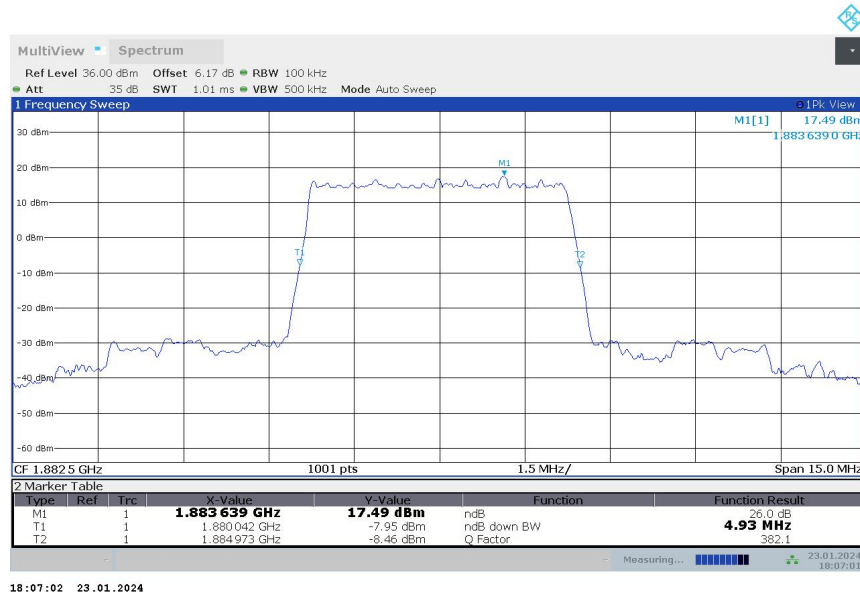
The measurement method is from ANSI C63.26:

- a) The spectrum analyzer center frequency is set to the nominal EUT channel center frequency. The span range for the spectrum analyzer shall be wide enough to see sufficient roll off of the signal to make the measurement.
- b) The nominal RBW shall be in the range of 1% to 5% of the anticipated OBW, and the VBW shall be set $\geq 3 \times \text{RBW}$.
- c) Set the reference level of the instrument as required to prevent the signal amplitude from exceeding the maximum spectrum analyzer input mixer level for linear operation.
- d) The dynamic range of the spectrum analyzer at the selected RBW shall be more than 10 dB below the target “-X dB” requirement, i.e., if the requirement calls for measuring the -26 dB OBW, the spectrum analyzer noise floor at the selected RBW shall be at least 36 dB below the reference level.
- e) Set spectrum analyzer detection mode to peak, and the trace mode to max hold.

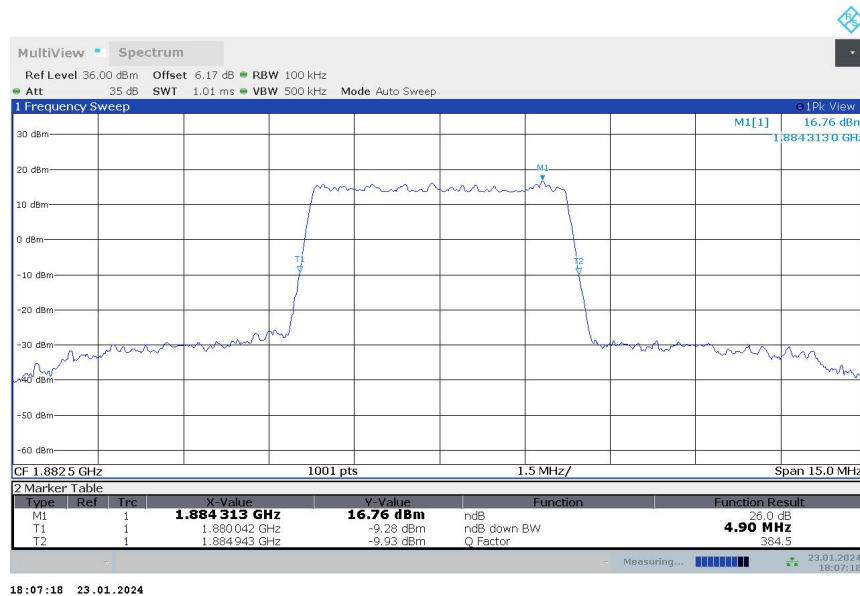
n25
n25,5MHz(-26dBc)

Frequency (MHz)	Emission Bandwidth (-26dBc) (MHz)	
	DFT-s-pi/2 BPSK	DFT-s-QPSK
1882.5	4.930	4.900

n25,5MHz Bandwidth,DFT-s-pi/2 BPSK (-26dBc BW)



n25,5MHz Bandwidth,DFT-s-QPSK (-26dBc BW)



n25

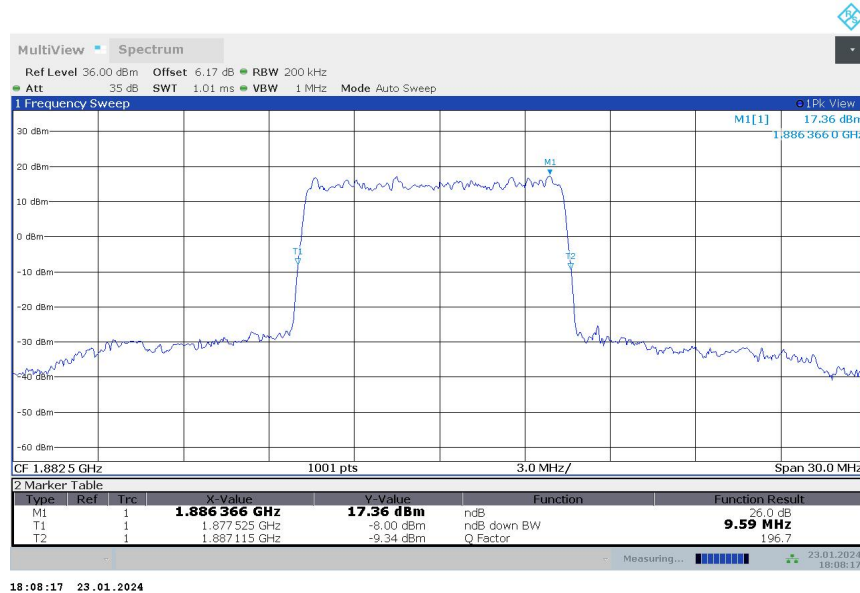
n25,10MHz(-26dBc)

Frequency (MHz)	Emission Bandwidth (-26dBc) (MHz)	
	DFT-s-pi/2 BPSK	DFT-s-QPSK
1882.5	9.560	9.590

n25,10MHz Bandwidth,DFT-s-pi/2 BPSK (-26dBc BW)



n25,10MHz Bandwidth,DFT-s-QPSK (-26dBc BW)

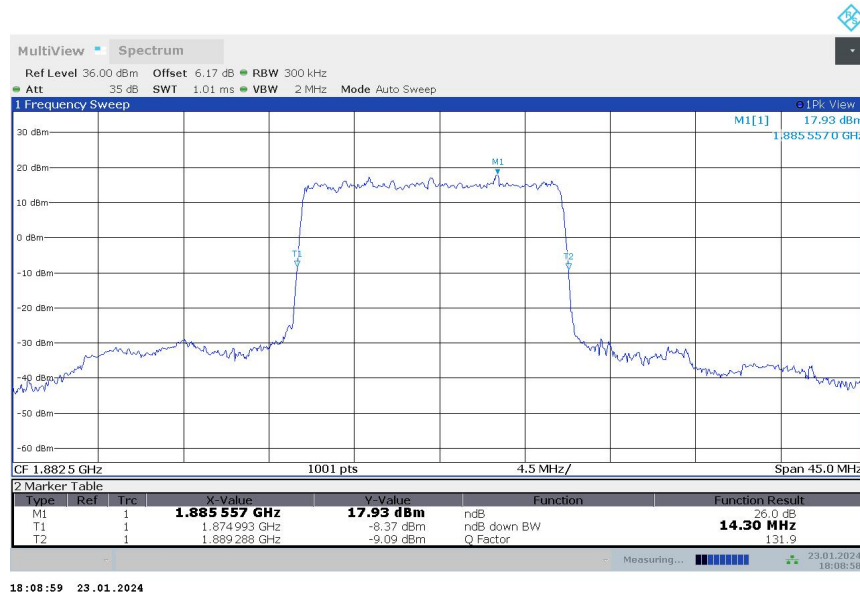


n25

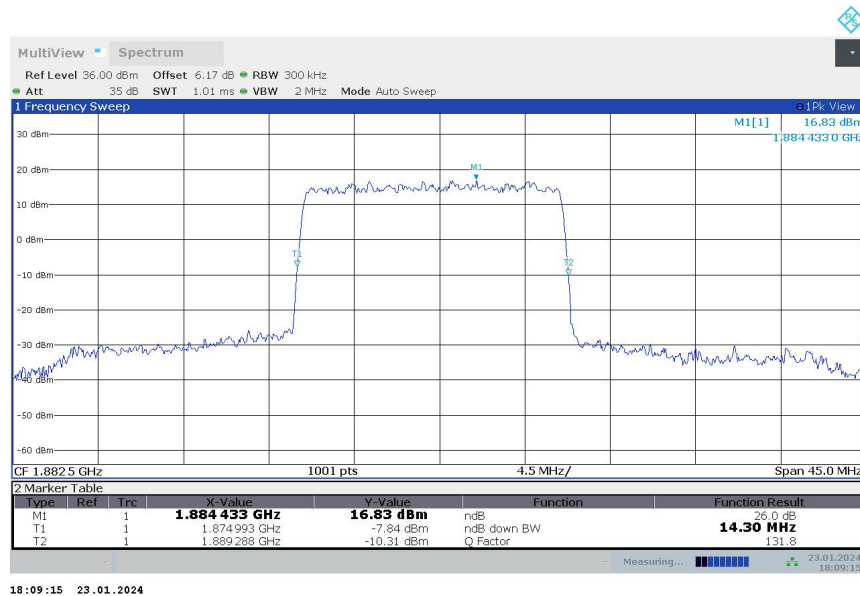
n25,15MHz(-26dBc)

Frequency (MHz)	Emission Bandwidth (-26dBc) (MHz)	
	DFT-s-pi/2 BPSK	DFT-s-QPSK
1882.5	14.296	14.296

n25,15MHz Bandwidth,DFT-s-pi/2 BPSK (-26dBc BW)



n25,15MHz Bandwidth,DFT-s-QPSK (-26dBc BW)

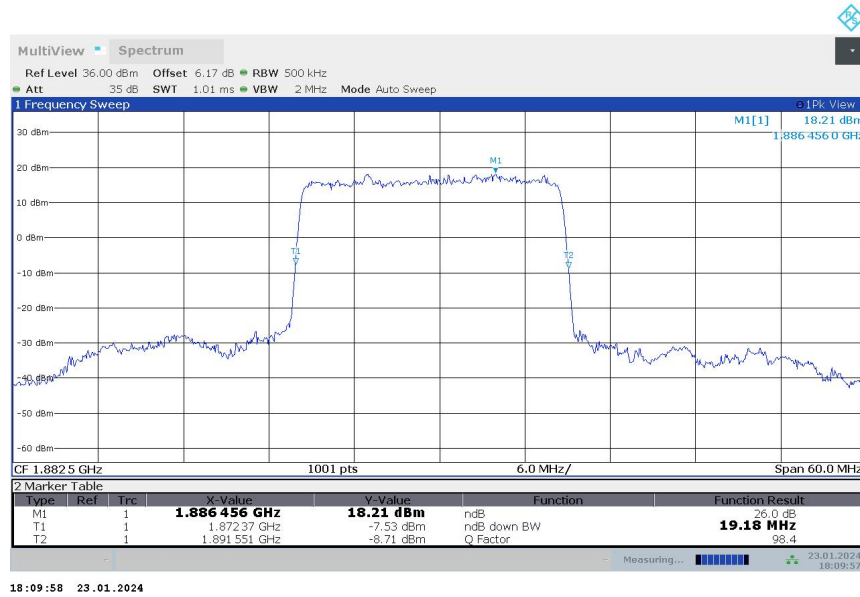


n25

n25,20MHz(-26dBc)

Frequency (MHz)	Emission Bandwidth (-26dBc) (MHz)	
	DFT-s-pi/2 BPSK	DFT-s-QPSK
1882.5	19.181	19.121

n25,20MHz Bandwidth,DFT-s-pi/2 BPSK (-26dBc BW)



n25,20MHz Bandwidth,DFT-s-QPSK (-26dBc BW)

