



## Shenzhen Huaxia Testing Technology Co., Ltd

1F., Block A of Tongsheng Technology Building, Huahui Road, Dalang Street, Longhua District, Shenzhen, China

Telephone: +86-755-26648640  
Fax: +86-755-26648637  
Website: [www.cqa-cert.com](http://www.cqa-cert.com)

Report Template Version: V03  
Report Template Revision Date: Mar.1st, 2017

# RF Exposure Evaluation Report

**Report No. :** CQSZ20180500205EW-02

**Applicant:** Hangzhou Great Star Industrial Co., Ltd.

**Address of Applicant:** No.35, Jiuhuan Road, Jiubao Town, Jianggan District, Hangzhou 310019, China


**Manufacturer:** Hangzhou Great Star Industrial Co., Ltd.

**Address of Manufacturer:** No.35, Jiuhuan Road, Jiubao Town, Jianggan District, Hangzhou 310019, China

**Equipment Under Test (EUT):**

**Product:** Smart Plug

**Model No.:** iL03\_1

**Brand Name:** 

**FCC ID:** 2AMI2IL03

**IC:** 22853-IL03


**Standards:** 47 CFR Part 1.1307  
47 CFR Part 1.1310  
KDB447498D01 General RF Exposure Guidance v06  
RSS 102 Issue 5 March 2015

**Date of Test:** 2018-06-01 to 2018-06-21

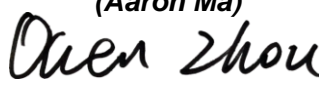
**Date of Issue:** 2018-06-21

**Test Result :** PASS\*

**Tested By:**

  
(Aaron Ma)

**Reviewed By:**

  
(Owen Zhou)

**Approved By:**

  
( Jack Ai)



\* In the configuration tested, the EUT complied with the standards specified above.

The test report is effective only with both signature and specialized stamp, The result(s) shown in this report refer only to the sample(s) tested. Without written approval of CQA, this report can't be reproduced except in full.

## 2 Version

### Revision History Of Report

Report No.	Version	Description	Issue Date
CQSZ20180500205EW-02	Rev.01	Initial report	2018-06-21

### 3 Contents


	Page
1 COVER PAGE.....	1
2 VERSION .....	2
3 CONTENTS .....	3
4 GENERAL INFORMATION.....	4
4.1 CLIENT INFORMATION.....	4
4.2 GENERAL DESCRIPTION OF EUT .....	4
5 RF EXPOSURE EVALUATION .....	5
5.1 RF EXPOSURE COMPLIANCE REQUIREMENT FOR FCC.....	5
5.1.1 Limits .....	5
5.1.2 Test Procedure.....	5
5.1.3 EUT RF Exposure Evaluation standalone operations .....	6
5.2 RF EXPOSURE COMPLIANCE REQUIREMENT FOR IC .....	7
5.2.1 Exemption from Routine Evaluation Limits – RF Exposure Evaluation.....	7

## 4 General Information

### 4.1 Client Information

Applicant:	Hangzhou Great Star Industrial Co., Ltd.
Address of Applicant:	No.35, Jiuhuan Road, Jiubao Town, Jianggan District, Hangzhou 310019, China
Manufacturer:	Hangzhou Great Star Industrial Co., Ltd.
Address of Manufacturer:	No.35, Jiuhuan Road, Jiubao Town, Jianggan District, Hangzhou 310019, China

### 4.2 General Description of EUT

Product Name:	Smart Plug
Model No.:	iL03_1
Trade Mark:	
Hardware Version:	100
Software Version:	268460592(hex:0x10006230)
Operation Frequency:	Zigbee: 2405~2480MHz
Modulation Type:	Zigbee: O-QPSK
Number of Channel:	Zigbee: 16 Channels
Sample Type:	Mobile production
Test Software of EUT:	Secure CRT (manufacturer declare)
Antenna Type:	PCB antenna for Zigbee
Antenna Gain:	Zigbee: 0.3dBi
Power Supply:	Input:100-240V~50/60Hz

## 5 RF Exposure Evaluation

### 5.1 RF Exposure Compliance Requirement for FCC

#### 5.1.1 Limits

According to FCC Part1.1310: The criteria listed in the following table shall be used to evaluate the environment impact of human exposure to radio frequency (RF) radiation as specified in part1.1307(b)

TABLE 1—LIMITS FOR MAXIMUM PERMISSIBLE EXPOSURE (MPE)

Frequency range (MHz)	Electric field strength (V/m)	Magnetic field strength (A/m)	Power density (mW/cm <sup>2</sup> )	Averaging time (minutes)
<b>(A) Limits for Occupational/Controlled Exposures</b>				
0.3–3.0 .....	614	1.63	*(100)	6
3.0–30 .....	1842/f	4.89/f	*(900/f <sup>2</sup> )	6
30–300 .....	61.4	0.163	1.0	6
300–1500 .....	.....	.....	f/300	6
1500–100,000 .....	.....	.....	5	6
<b>(B) Limits for General Population/Uncontrolled Exposure</b>				
0.3–1.34 .....	614	1.63	*(100)	30
1.34–30 .....	824/f	2.19/f	*(180/f <sup>2</sup> )	30
30–300 .....	27.5	0.073	0.2	30
300–1500 .....	.....	.....	f/1500	30
1500–100,000 .....	.....	.....	1.0	30

F= Frequency in MHz

Friis Formula

Friis transmission formula:  $P_d = (P_{out} * G) / (4 * \pi * R^2)$

Where

$P_d$  = power density in mW/cm<sup>2</sup>

$P_{out}$  = output power to antenna in mW

$G$  = gain of antenna in linear scale

$\pi$  = 3.1416

$R$  = distance between observation point and center of the radiator in cm

$P_d$  is the limit of MPE, 1 mW/cm<sup>2</sup>. If we know the maximum gain of the antenna and the total power input to the antenna, through the calculation, we will know the distance  $r$  where the MPE limit is reached.

#### 5.1.2 Test Procedure

Software provided by client enabled the EUT to transmit and receive data at lowest, middle and highest channel individually.

### 5.1.3 EUT RF Exposure Evaluation standalone operations

#### 1) For Zigbee

Antenna Gain: 0.3dBi

Antenna Gain: The maximum Gain measured in fully anechoic chamber is 1.07 in linear scale.

Output Power Into Antenna & RF Exposure Evaluation Distance:

#### Measurement Data

O-QPSK mode	
Test channel	Average Output Power (dBm)
Lowest(2405MHz)	16.78
Middle(2440MHz)	16.81
Highest(2480MHz)	16.95

#### O-QPSK mode

Channel	Frequency (MHz)	Max Conducted average Output Power (dBm)	Output Power to Antenna (mW)	Antenna Gain (dBi)	Power Density at R = 20 cm (mW/cm <sup>2</sup> )	Limit	Result
Highest	2480	16.95	49.55	0.3	0.01	1.0	PASS

## 5.2 RF Exposure Compliance Requirement for IC

### 5.2.1 Exemption from Routine Evaluation Limits – RF Exposure Evaluation

RF exposure evaluation is required if the separation distance between the user and/or bystander and the device's radiating element is greater than 20 cm, except when the device operates as follows:

at or above 300 MHz and below 6 GHz and the source-based, time-averaged maximum e.i.r.p. of the device is equal to or less than  $1.31 \times 10^{-2} f^{0.6834}$  W (adjusted for tune-up tolerance), where  $f$  is in MHz;

RF exposure evaluation exempted power for Zigbee: 2.73W

The Max. e.i.r.p. for Zigbee: 17.25 dBm = 0.053 W

The Zigbee e.i.r.p. is less than the RF exposure evaluation exempted power. So RF exposure evaluation is not required.