

320.00 mm

240.00 mm

Common product faults

Phenomenon	Cause	Troubleshooting
Wireless charging not working	1. Power supply doesn't meet requirements. 2. Poor contact in power interface.	1. Use an adapter that meets requirements. 2. Ensure secure connection of power port.
Wireless charging slow	1. Product body temperature too high. 2. Misaligned wireless charging area.	1. Let the product cool to room temperature. 2. Place the phone in the center of the charging area for better alignment.


FCC Statement
This equipment has been tested and found to comply with the limits for a Class B digital device, pursuant to part 15 of the FCC Rules. These limits are designed to provide reasonable protection against harmful interference in a residential installation. This equipment generates, uses and can radiate radio frequency energy and, if not installed and used in accordance with the instructions, may cause harmful interference to radio communications. However, there is no guarantee that interference will not occur in a particular installation. If this equipment does cause harmful interference to radio or television reception, which can be determined by turning the equipment off and on, the user is encouraged to try to correct the interference by one or more of the following measures:

- Reorient or relocate the receiving antenna.
- Increase the separation between the equipment and receiver.
- Connect the equipment into an outlet on a circuit different from that to which the receiver is connected.
- Consult the dealer or an experienced radio/TV technician for help.

Caution: Any changes or modifications to this device not explicitly approved by manufacturer could void your authority to operate this equipment. This device complies with part 15 of the FCC Rules. Operation is subject to the following two conditions: (1) This device may not cause harmful interference, and (2) this device must accept any interference received, including interference that may cause undesired operation.

RF Exposure Information
This equipment complies with FCC radiation exposure limits set forth for an uncontrolled environment. This equipment should be installed and operated with minimum distance 20cm between the radiator and your body.

Hazardous Substance Declaration

 This mark is the product pollution control mark, the number of which represents the environmental service life. In this period of time, under normal conditions of use harmful substances will not cause greater pollution to the environment or damage to human life and property.

Name of parts	Hazardous substance					
	Lead (Pb)	Mercury (Hg)	Cadmium (Cd)	Hexavalent Chromium (Cr(VI))	Polychlorinated Biphenyls (PCBs)	Phthalates and other plastic additives (PBDE)
Electronic components	×	○	○	○	○	○
Plastic coating	○	○	○	○	○	○
Electroplated aluminum alloy parts	○	○	○	○	○	○
Non-electroplated metal parts	○	○	○	○	○	○
Double-faced adhesive tape	○	○	○	○	○	○
Synthetic cork	○	○	○	○	○	○
Sticker parts	○	○	○	○	○	○

This form is in term of Stipulation SJ/T 11384
○ It means that the content of the harmful substance in a part of the part is lower than the limit requirements specified in GB/T 26572.
X It means that the content of the harmful substance in a part of the part exceeds the limit requirements specified in GB/T 26572

Product Warranty Instructions

Wireless charger product after-sales service strictly in accordance with Law of the PRC on the Protection of the Rights and Interests of Consumers, and Product Quality Law of the People's Republic of China Adopted to provide After-sales service.
The services are as follows:
1. Within 7 days from the next day after purchase (sign for), if this product has performance failure, you can enjoy free return or exchange service after being tested and determined by the after-sales service center;
2. Within 15 days from the next day after you purchase (sign for), if this product has performance failure, you can enjoy free exchange or repair service after being tested and determined by the after-sales service center;
3. Within 1 year from the next day after you purchase (sign for), if this product has performance failure, you can enjoy free repair service after being tested and determined by the after-sales service center.

Non warranty regulations

In one of the following cases, we don't offer three guarantees and only charging maintenance will be provided:
1. Damage caused by improper use, maintenance and storage of consumers;
2. Damage caused by unauthorized service provider;
3. There is no valid invoice or proof of purchase;
4. Damage caused by majeure.

Manufacturer: GCteq Wireless (Shenzhen) Co., Ltd.
Website: <http://www.gcetq.com>

Checked
Certified of qualification



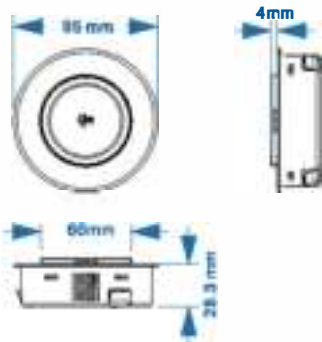
Qi2 Wireless Charger
User Manual

Product Introduction

Perspective View



Dimensions

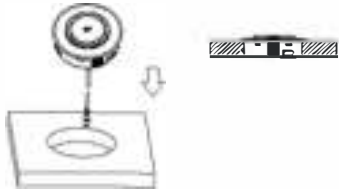


Installation

1. Open a $\varnothing 90$ mm through-hole (as shown below); the recommended panel thickness is 15-30mm.



2. Pass the power cord through the mounting hole, align the product with the mounting hole, and embed the product vertically into the mounting hole so that the surrounding sides of the product completely fit the furniture surface.



Specification

Product Name	Qi2 Wireless Charger
Product model	GF-13Qi2
Input voltage	DC 12V-36V
Input	DC connector
Wireless charging output	15W Max
Wireless charging protocol	WPC Qi2.0 MPP protocol
Standby power consumption	≤0.5W
Wireless charging protection	Over-temperature protection, Over-voltage protection, Over-current protection, FOD
Certifications	CE / FCC / Rosh / Qi2

Precautions

Please read and follow the following precautions carefully before installing and using this product:

- Power Supply:** Use an adapter that meets safety standards to power the device.
- Foreign Metal Objects:** Ensure there are no foreign metal objects between the wireless charger and the mobile phone while charging to prevent accidental heating of the metal objects.
- Magnetic Cards:** Do not place magnetic cards, such as bank or bus cards, in the charging area to avoid damage.
- Charging Distance:** To obtain a better wireless charging experience, use only within the product's maximum charging distance.
- Compatibility:** This product is designed for iPhones with magnetic wireless charging functions and is compatible only with iPhone 12 and newer models. For optimal Qi2 15W charging, the device must be an iPhone 12 or later, running iOS 17 or newer.

Performance Characteristics

- Qi2.0 MPP Standard:** Supports iPhone's latest Qi2.0 MPP magnetic charging standard and has obtained WPC Qi2 official certification.
- Wireless Charging:** Supports up to 15W wireless charging.
- Magnetic Design:** It features a ring-shaped magnetic design to ensure the phone is tightly adsorbed and aligns the charging coil easily.
- Easy Installation:** The unique metal buckle design for easy fixing, and the embedded design allows it to integrate seamlessly with furniture.