

QUICK START GUIDE

Know the Social Distance Alarm



K18



K28



K58(S)



K59

How it works

1. Touch the button for 3 seconds, the blue LED quick flash and device power on
2. The blue LED will slow flash to indicate the device is in working mode
3. In default, the product will make vibration/red LED to alert when other device comes too close
4. If you don't need to use it, long touch the button for 8 seconds to power off

Battery state: the blue LED will flash very 3~5 seconds when it's in working mode. If the blue LED stop flashing, the product is in sleep mode. Please recharge the product, or replace the battery.

Note: You can use App for more features.

For the models without button, please follow the below steps to activate the alert function

Use the App to achieve more features

Connect to App

STEP 1: _____

Scan the QR code to download in App Store or in Google Play.



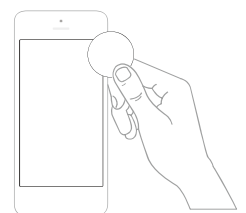
STEP 2: _____

Turn on Bluetooth.
Make sure your phone Bluetooth is on.



STEP 3: _____

Place the tag close to the phone.



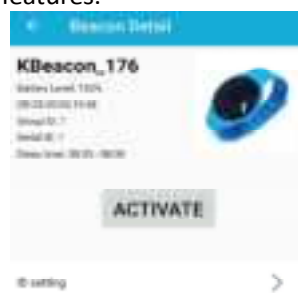
STEP 4: _____

Tap on "scan" icon on the top right corner. Then click the device shown in the list.




STEP 5: _____

Come to product detail page and achieve more features.



***For models without button only**

Click the "ACTIVATE" to turn on the alert function.



Features

ID Setting



Group ID: You can set the range from 0~65535, Users in the same Group will not trigger the alarm when they are close with each other.

Serial ID: Define different members in the same Group.

Alarm Type



You can select the alert way as you need.

Alarm Distance



Select the distance to meet different scenarios. The device will vibration or sound alert if distance with other device is less than selected.

Sleep Time

Select the no-disturb period. The device will not alert during this period.



Nearby History




View the history for when and who doesn't respect the security distance.

PLEASE NOTE

The device must be worn on the body to operate effectively with the bluetooth signal. If not worn correctly the social distancing alert will operate at inconsistent intervals.

Reflections of building surfaces or unknown objects can interfere with the bluetooth signal.

As per below, to maximise Bluetooth signal please do not hold your badge behind your back or cover it with your hand.



Note: When you are connecting the App, the distancing alert feature is disable. Please make sure you quit the App after you make the setting.

NOTE: This equipment has been tested and found to comply with the limits for a Class B digital device, pursuant to part 15 of the FCC Rules. These limits are designed to provide reasonable protection against harmful interference in a residential installation. This equipment generates uses and can radiate radio frequency energy and, if not installed and used in accordance with the instructions, may cause harmful interference to radio communications. However, there is no guarantee that interference will not occur in a particular installation. If this equipment does cause harmful interference to radio or television reception, which can be determined by turning the equipment off and on, the user is encouraged to try to correct the interference by one or more of the following measures:

- Reorient or relocate the receiving antenna.
- Increase the separation between the equipment and receiver.
- Connect the equipment into an outlet on a circuit different from that to which the receiver is connected.
- Consult the dealer or an experienced radio/TV technician for help

Changes or modifications not expressly approved by the party responsible for compliance could void the user's authority to operate the equipment.

This device complies with Part 15 of the FCC Rules. Operation is subject to the following two conditions:

(1) this device may not cause harmful interference, and (2) this device must accept any interference received, including interference that may cause undesired operation.